CETECOM ICT Services GmbH
Untertuerkheimer Str. 6-10, 66117 Saarbruecken, Germany Phone: +49 (0) 681 598-0 Fax: -8475
SAR-Laboratory Phone: +49 (0) 681 598-8454

**Accredited testing laboratory**

**DAR registration number: TTI-P-G 166/98**

**Federal Motor Transport Authority (KBA)**
**DAR registration number: KBA-P 00070-97**

| | |
|---|---|
| **Test report no.** | **: 4-0834-1-1/02** |
| **Type identification** | **: SGH-S307** |
| **Test specification** | **: Draft IEEE Std 1528-200X** |
| | **: OET Bulletin 65** |
| **FCC-ID** | **: A3LSGHS307** |

## Table of Contents

1 General Information ..... 3
1.1 Notes ..... 3
1.1.1 Statement of Compliance ..... 3
1.2 Testing laboratory ..... 4
1.3 Details of applicant ..... 4
1.4 Application details ..... 4
1.5 Test item ..... 5
1.6 Test specification(s) ..... 6
1.6.1 RF exposure limits ..... 6
2 Technical test ..... 7
2.1 Summary of test results ..... 7
2.2 Test environment ..... 7
2.3 Measurement and test set-up ..... 7
2.4 Measurement system ..... 8
2.4.1 System Description ..... 8
2.4.2 Test environment ..... 9
2.4.3 Probe description ..... 9
2.4.4 Phantom description ..... 10
2.4.5 Device holder description ..... 10
2.4.6 Scanning procedure ..... 11
2.4.7 Spatial Peak SAR Evaluation ..... 12
2.4.8 Data Storage and Evaluation ..... 13
2.4.9 Test equipment utilized ..... 15
2.4.10 Tissue simulating liquids : dielectric properties ..... 16
2.4.11 Tissue simulating liquids : parameters ..... 17
2.4.12 Measurement uncertainties ..... 18
2.4.13 System validation ..... 19
2.4.14 Validation procedure ..... 20
2.5 Test results (Head and Body SAR) ..... 21
2.5.1 850 MHz band ..... 21
2.5.2 850 MHz band ..... 22
2.5.3 1900 MHz band ..... 23
2.5.4 1900 MHz band ..... 24
2.5.5 Description of test procedures ..... 25
2.6 Test results (conducted power measurement) ..... 25

Annex 1 System performance verification ..... 26
Annex 2 Measurement results (printout from DASY ™) ..... 31
Annex 2.1 standard battery 850 MHz ..... 31
Annex 2.2 standard battery 1900 MHz ..... 41
Annex 2.3 slim battery 850 MHz ..... 56
Annex 2.4 slim battery 1900 MHz ..... 66
Annex 3 Photo documentation ..... 81
Annex 4 Calibration parameters of E-field probe ..... 115

# 1 General Information

## 1.1 Notes

The test results of this test report relate exclusively to the test item specified in 1.5. The CETECOM ICT Services GmbH does not assume responsibility for any conclusions and generalisations drawn from the test results with regard to other specimens or samples of the type of the equipment represented by the test item. The test report may only be reproduced or published in full. Reproduction or publication of extracts from the report requires the prior written approval of the CETECOM ICT Services GmbH.

### 1.1.1 Statement of Compliance

The SAR values found for the SGH-S307 Dual band PCS mobile phone are below the maximum recommended levels of 1.6 W/Kg as averaged over any 1 g tissue according to the FCC rule §2.1093, the ANSI/IEEE C 95.1:1992 and the NCRP Report Number 86 for uncontrolled environment.

**Test laboratory manager:**

| | | |
|---|---|---|
| **February 14, 2003** | **Thomas Vogler** | Thomas Vogl |
| Date | Name | Signature |

**Technical responsibility for area of testing:**

| | | |
|---|---|---|
| **February 14, 2003** | **Bernd Rebmann** | B. Rebmann |
| Date | Name | Signature |

## 1.2 Testing laboratory

CETECOM ICT Services GmbH
Untertuerkheimer Straße 6-10,
66117 Saarbruecken
Germany
Telephone: + 49 681 598 - 0
Fax: + 49 681 598 - 8475

e-mail: info@ict.cetecom.de
Internet: http://www.cetecom-ict.de

State of accreditation: The Test laboratory (area of testing) is accredited according to DIN EN ISO/IEC 17025. DAR registration number: TTI-P-G-166/98

Test location, if different from CETECOM ICT Services GmbH

Name:
Street:
Town:
Country:
Phone:
Fax:

## 1.3 Details of applicant

Name: SAMSUNG ELECTRONICS CO., LTD

Street: 94-1 Imsoo-Dong Gumi-City
Town: Kyung-Buk, 730-350
Country: Korea

Contact: Mr. Byeong Kuk Lee
Telephone: ++82-54-479-5794

## 1.4 Application details

Date of receipt of application: December 16, 2002
Date of receipt of test item: December 4, 2002
Start/Date of test: December 19, 2002
End of test: December 22, 2002

Person(s) present during the test:

## 1.5 Test item

| | |
|---|---|
| Description of the test item: | Dual band PCS mobile phone |
| Type identification: | SGH-S307 |
| FCC-ID : | A3LSGHS307 |
| Serial number: | 44691951132403-3 |
| Manufacturer: | |
| Name: | SAMSUNG ELECTRONICS CO., LTD |
| Street: | 94-1 Imsoo-Dong Gumi-City |
| Town: | Kyung-Buk, 730-350 |
| Country: | Korea |

| additional information on the DUT: | | |
|---|---|---|
| | | |
| device type : | portable device | |
| IMEI No: | 44691951132403-3 | |
| test device production information | identical prototype | |
| exposure category: | uncontrolled environment / general population | |
| | | |
| device operating configurations : | | |
| operating mode(s) | PCS850, PCS1900 | |
| modulation | GMSK | |
| GPRS mobile station class : | B | |
| GPRS multislot class / no. of timeslots: | 8 / 4 in downlink, 1 in uplink | |
| operating frequency range(s) | PCS 1900 (tested) | PCS 850 (tested) |
| - transmitter frequency range : | 1850.2 MHz ~ 1909.8 MHz | 824.2 MHz ~ 848.8 MHz |
| - receiver frequency range : | 1930.2 MHz ~ 1989.8 MHz | 869.2 MHz ~ 893.8 MHz |
| power class 1900 MHz: | 1, tested with power level 0 | |
| power class 850 MHz: | 4, tested with power level 5 | |
| measured peak output power 1900 MHz: | 32.0 dBm | |
| measured peak output power 850 MHz: | 33.3 dBm | |
| test channels 1900 MHz (low – mid – high) : | 512 – 661 – 810 | |
| test channel 850 MHz (mid band) | 190 | |
| antenna type : | external fixed antenna on top end of case,<br>a detachable antenna can be used | |
| accessories / body-worn configurations : | head-sets for microphone/ear piece :<br>Wire type : EM-SS300S<br>Wearable type / necklace type : EM-SS300NK | |
| battery options : | standard battery : BST1318SE<br>3.7V Li-Ion 800mAh (cell type: ICF473352)<br>slim battery : BSL1315SE<br>3.7V Li-Ion 800mAh (cell type: ICP043048G) | |

## 1.6 Test specification(s)

**Supplement C (Edition 01-01) to OET Bulletin 65 (Edition 97-01)**

**Draft IEEE Std 1528-200X: Version 6.4:July 2001**

### 1.6.1 RF exposure limits

| Human Exposure | Uncontrolled Environment General Population | Controlled Environment Occupational |
|---|---|---|
| **Spatial Peak SAR*** (Brain) | **1.60 mW/g** | 8.00 mW/g |
| **Spatial Average SAR**** (Whole Body) | 0.08 mW/g | 0.40 mW/g |
| **Spatial Peak SAR***** (Hands/Feet/Ankle/Wrist) | 4.00 mW/g | 20.00 mW/g |

**Table 1: RF exposure limits**

The limit applied in this test report is shown in **bold** letters

**Notes:**

* The Spatial Peak value of the SAR averaged over any 1 gram of tissue (defined as a tissue volume in the shape of a cube) and over the appropriate averaging time

** The Spatial Average value of the SAR averaged over the whole body.

*** The Spatial Peak value of the SAR averaged over any 10 grams of tissue (defined as a tissue volume in the shape of a cube) and over the appropriate averaging time.

**Uncontrolled Environments** are defined as locations where there is the exposure of individuals who have no knowledge or control of their exposure.

**Controlled Environments** are defined as locations where there is exposure that may be incurred by persons who are aware of the potential for exposure, (i.e. as a result of employment or occupation).

# 2 Technical test

## 2.1 Summary of test results

| | |
|---|---|
| No deviations from the technical specification(s) were ascertained in the course of the tests performed. | ☒ |
| The deviations as specified in 2.5 were ascertained in the course of the tests performed. | ☐ |

## 2.2 Test environment

General Environment conditions in the test area are as follows :

Ambient temperature: 20°C – 24°C
Tissue simulating liquid: 20°C – 24°C
Humidity: 40% – 50%

Exact temperature values for each test are shown in the table(s) under 2.5. and/or on the measurement plots.

## 2.3 Measurement and test set-up

The measurement system is described in chapter 2.4.

The test setup for the system validation can be found in chapter 2.4.14.

A description of positioning and test signal control can be found in chapter 2.5 together with the test results.

## 2.4 Measurement system

### 2.4.1 System Description

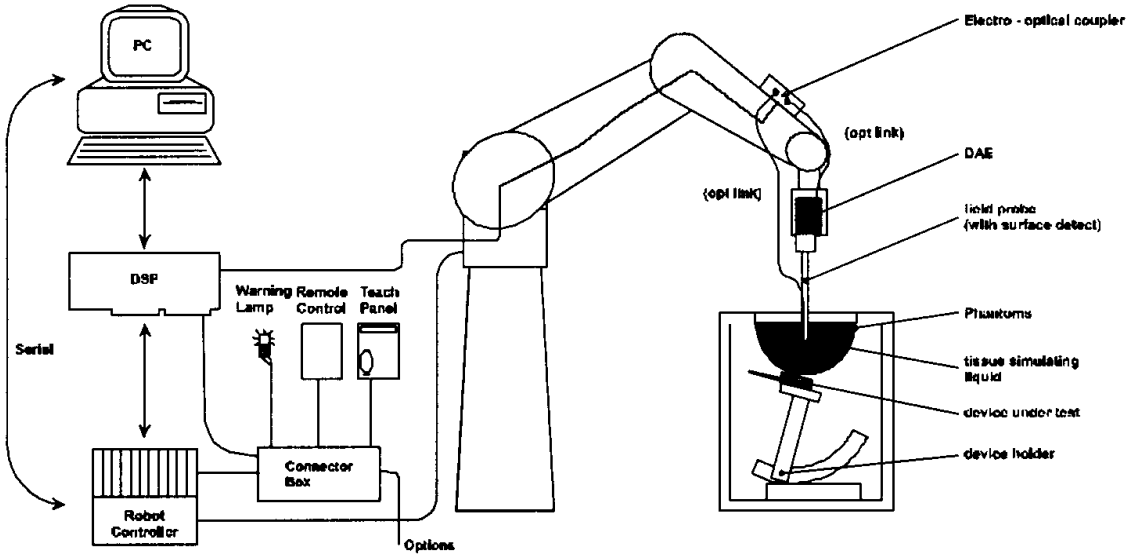


The DASY3 system for performing compliance tests consists of the following items:

- A standard high precision 6-axis robot (Stäubli RX family) with controller and software. An arm extension for accommodating the data acquisition electronics (DAE).

- A dosimetric probe, i.e. an isotropic E-field probe optimized and calibrated for usage in tissue simulating liquid. The probe is equipped with an optical surface detector system.

- A data acquisition electronic (DAE) which performs the signal amplification, signal multiplexing, AD-conversion, offset measurements, mechanical surface detection, collision detection, etc. The unit is battery powered with standard or rechargeable batteries. The signal is optically transmitted to the EOC.

- A unit to operate the optical surface detector which is connected to the EOC.
- The Electro-Optical Coupler (EOC) performs the conversion from the optical into a digital electric signal of the DAE. The EOC is connected to the PC plug-in card.
- The function of the PC plug-in card based on a DSP is to perform the time critical task such as signal filtering, surveillance of the robot operation fast movement interrupts.
- A computer operating Windows 95 or higher
- DASY3 software
- Remote control with teach panel and additional circuitry for robot safety such as warning lamps, etc.
- The generic twin phantom enabling the testing of left-hand and right-hand usage.
- The device holder for handheld mobile phones.
- Tissue simulating liquid mixed according to the given recipes.
- System validation dipoles allowing to validate the proper functioning of the system.

### 2.4.2 Test environment

The DASY3 measurement system is placed at the head end of a room with dimensions :
5 x 2.5 x 3 m³, the SAM phantom is placed in a distance of 75 cm from the side walls and 1.1m from the rear wall. Above the test system a 1.5 x 1.5 m² array of pyramid absorbers is installed to reduce reflections from the ceiling.
Picture 1 of the photo documentation shows a complete view of the the test environment.
The system allows the measurement of SAR values larger than 0.005 mW/g.

### 2.4.3 Probe description

Isotropic E-Field Probe ET3DV6 for Dosimetric Measurements

| **Technical data according to manufacturer information** | |
|---|---|
| Construction | Symmetrical design with triangular core<br>Built-in optical fiber for surface detection system<br>Built-in shielding against static charges<br>PEEK enclosure material (resistant to organic solvents, e.g., glycolether) |
| Calibration | In air from 10 MHz to 2.5 GHz<br>In head tissue simulating liquid (HSL) at 900 (800-1000) MHz and 1.8 GHz (1700-1910 MHz) (accuracy ± 9.5%; k=2) Calibration for other liquids and frequencies upon request |
| Frequency | 10 MHz to 3 GHz (dosimetry); Linearity: ± 0.2 dB (30 MHz to 3 GHz) |
| Directivity | ± 0.2 dB in HSL (rotation around probe axis)<br>± 0.4 dB in HSL (rotation normal to probe axis) |
| Dynamic range | 5 µW/g to > 100 mW/g; Linearity: ± 0.2 dB |
| Optical Surface Detection | ± 0.2 mm repeatability in air and clear liquids over diffuse reflecting surfaces (ET3DV6 only) |
| Dimensions | Overall length: 330 mm<br>Tip length: 16 mm<br>Body diameter: 12 mm<br>Tip diameter: 6.8 mm<br>Distance from probe tip to dipole centers: 2.7 mm |
| Application | General dosimetry up to 3 GHz<br>Compliance tests of mobile phones<br>Fast automatic scanning in arbitrary phantoms (ET3DV6) |

### 2.4.4 Phantom description

The used SAM Phantom meets the requirements specified in Edition 01-01 of Supplement C to OET Bulletin 65 for Specific Absorption Rate (SAR) measurements.
The phantom consists of a fibreglass shell integrated in a wooden table. It allows left-hand and right-hand head as well as body-worn measurements with a maximum liquid depth of 18 mm in head position and 22 mm in planar position (body measurements). The thickness of the Phantom shell is 2 mm +/- 0.1 mm.




### 2.4.5 Device holder description

The DASY3 device holder has two scales for device rotation (with respect to the body axis) and the device inclination (with respect to the line between the ear openings). The plane between the ear openings and the mouth tip has a rotation angle of 65°. The bottom plate contains three pair of bolts for locking the device holder. The device holder positions are adjusted to the standard measurement positions in the three sections. This device holder is used for standard mobile phones or PDA's only. If necessary an additional support of polystyrene material is used.

Larger DUT's (e.g. notebooks) cannot be tested using this device holder. Instead a support of bigger polystyrene cubes and thin polystyrene plates is used to position the DUT in all relevant positions to find and measure spots with maximum SAR values .
Therefore those devices are normally only tested at the flat part of the SAM.

### 2.4.6 Scanning procedure

The DASY3 installation includes predefined files with recommended procedures for measurements and validation. They are read-only document files and destined as fully defined but unmeasured masks. All test positions (head or body-worn) are tested with the same configuration of test steps differing only in the grid definition for the different test positions.

- The „reference“ and „drift“ measurements are located at the beginning and end of the batch process. They measure the field drift at one single point in the liquid over the complete procedure. The indicated drift is mainly the variation of the DUT's output power and should vary max. +/- 5 %.

- The „surface check“ measurement tests the optical surface detection system of the DASY3 system by repeatedly detecting the surface with the optical and mechanical surface detector and comparing the results. The output gives the detecting heights of both systems, the difference between the two systems and the standard deviation of the detection repeatability. Air bubbles or refraction in the liquid due to separation of the sugar-water mixture gives poor repeatability (above ± 0.1mm). To prevent wrong results tests are only executed when the liquid is free of air bubbles. The difference between the optical surface detection and the actual surface depends on the probe and is specified with each probe. (It does not depend on the surface reflectivity or the probe angle to the surface within ± 30°.)

  The „coarse scan“ measures the SAR above the DUT or verification dipole on a parallel plane to the surface. It is used to locate the approximate location of the peak SAR with 2D spline interpolation. The robot performs a stepped movement along one grid axis while the local electrical field strenth is measured by the probe. The probe is touching the surface of the SAM during acquisition of measurement values. The standard scan uses large grid spacing for faster measurement. Standard grid spacing for head measurements is 15 mm in x- and y- dimension. If a finer graphic is needed, the grid spacing can be reduced. Grid spacing and orientation have no influence on the SAR result. For special applications where the standard scan method does not find the peak SAR within the grid, e.g. mobile phones with flip cover, the grid can be adapted in orientation.
  Results of this coarse scan are shown in annex 2.

- A „cube 5x5x7 scan” measures the field in a volume around the 2D peak SAR value acquired in the previous „coarse“ scan. This is a fine 5x5 grid where the robot additionally moves the probe in 7 steps along the z-axis away from the bottom of the Phantom. Grid spacing for the cube measurement is 8 mm in x and y-direction and 5 mm in z-direction. In this document, the evaluated peak 1g and 10g averaged SAR values are shown in the 2D-graphics in annex 2. Test results relevant for the specified standard (see chapter 1.6.) are shown in table form in chapter 2.5.

- A Z-axis scan measures the total SAR value at the x-and y-position of the maximum SAR value found during the cube 5x5x7 scan. The probe is moved away in z-direction from the bottom of the SAM phantom in 2mm steps. This measurement shows the continuity of the liquid and can - depending in the field strength – also show the liquid depth. A z-axis scan of the measurement with maximum SAR value is shown in annex 2.

### 2.4.7 Spatial Peak SAR Evaluation

The spatial peak SAR - value for 1 and 10 g is evaluated after the Cube measurements have been done. The basis of the evaluation are the SAR values measured at the points of the fine cube grid consisting of 5 x 5 x 7 points. If any parameter is changed afterwards with 'File Modify' (for example crest factor or medium factors) a re-evaluation of the measurement is needed. This evaluation can be repeated by selecting 'Job Evaluation' on the selected scans. The algorithm that finds the maximal averaged volume is separated into three different stages.

- The data between the dipole center of the probe and the surface of the phantom are extrapolated. This data cannot be measured since the center of the dipole is 2.7 mm away from the tip of the probe and the distance between the surface and the lowest measuring point is about 1 mm (see probe calibration sheet). The extrapolated data from a cube measurement can be visualized by selecting 'Graph Evaluated'.

- The maximum interpolated value is searched with a straight-forward algorithm. Around this maximum the SAR - values averaged over the spatial volumes (1g or 10 g) are computed using the 3d-spline interpolation algorithm. If the volume cannot be evaluated (i.e., if a part of the grid was cut off by the boundary of the measurement area) the evaluation will be started on the corners of the bottom plane of the cube.

- All neighboring volumes are evaluated until no neighboring volume with a higher average value is found.

**Extrapolation**

The extrapolation is based on a least square algorithm [W. Gander, Computermathematik, p.168-180]. Through the points in the first 3 cm along the z-axis, polynomials of order four are calculated. These polynomials are then used to evaluate the points between the surface and the probe tip. The points, calculated from the surface, have a distance of 1 mm from each other.

**Interpolation**

The interpolation of the points is done with a 3d-Spline. The 3d-Spline is composed of three one-dimensional splines with the "Not a knot"-condition [W. Gander, Computermathematik, p.141-150] (x, y and z -direction) [Numerical Recipes in C, Second Edition, p.123ff ].

**Volume Averaging**

At First the size of the cube is calculated. Then the volume is integrated with the trapezoidal algorithm. 8000 points (20x20x20) are interpolated to calculate the average.

**Advanced Extrapolation**

The BIOEMC group of the ETH Zurich is currently investigating the boundary effects on E-field probes. As soon as the research is finished DASY3 will allow to compensate for these boundary effects. But until then we do not encourage to use the 'Advanced Extrapolation' option.

## 2.4.8 Data Storage and Evaluation

Data Storage

The DASY3 software stores the acquired data from the data acquisition electronics as raw data (in microvolt readings from the probe sensors), together with all necessary software parameters for the data evaluation (probe calibration data, liquid parameters and device frequency and modulation data) in measurement files with the extension ".DA3". The software evaluates the desired unit and format for output each time the data is visualized or exported. This allows verification of the complete software setup even after the measurement and allows correction of incorrect parameter settings. For example, if a measurement has been performed with a wrong crest factor parameter in the device setup, the parameter can be corrected afterwards and the data can be re-evaluated. To avoid unintentional parameter changes or data manipulations, the parameters in measured files are locked. In the administrator access mode of the software, the parameters can be unlocked by selecting the "modify"-switch in the "file"-pull down menu. After changing the parameters, the measured scans must be re-evaluated by selecting them and using the "evaluate"-option in the "scan"-pull down menu.

The measured data can be visualized or exported in different units or formats, depending on the selected probe type ([V/m], [A/m], [°C], [mW/g], [mW/cm²], [dBrel], etc.). Some of these units are not available in certain situations or show meaningless results, e.g., a SAR output in a lossless media will always be zero. Raw data can also be exported to perform the evaluation with other software packages.

Data Evaluation

The DASY3 software automatically executes the following procedures to calculate the field units from the microvolt readings at the probe connector. The parameters used in the evaluation are stored in the configuration modules of the software:

| | | |
|---|---|---|
| Probe parameters: | - Sensitivity | $Norm_i$, $a_{i0}$, $a_{i1}$, $a_{i2}$ |
| | - Conversion factor | $ConvF_i$ |
| | - Diode compression point | Dcpi |
| Device parameters: | - Frequency | f |
| | - Crest factor | cf |
| Media parameters: | - Conductivity | $\sigma$ |
| | - Density | $\rho$ |

These parameters must be set correctly in the software. They can be found in the component documents or they can be imported into the software from the configuration files issued for the DASY3 components. In the direct measuring mode of the multimeter option, the parameters of the actual system setup are used. In the scan visualization and export modes, the parameters stored in the corresponding document files are used.

The first step of the evaluation is a linearization of the filtered input signal to account for the compression characteristics of the detector diode. The compensation depends on the input signal, the diode type and the DC-transmission factor from the diode to the evaluation electronics.

If the exciting field is pulsed, the crest factor of the signal must be known to correctly compensate for peak power. The formula for each channel can be given as:

$$V_i = U_i + U_i^2 \cdot cf/dcp_i$$

| | | | |
|---|---|---|---|
| with | $V_i$ | = compensated signal of channel i | (i = x, y, z) |
| | $U_i$ | = input signal of channel i | (i = x, y, z) |
| | cf | = crest factor of exciting field | (DASY parameter) |
| | $dcp_i$ | = diode compression point | (DASY parameter) |

From the compensated input signals the primary field data for each channel can be evaluated:

E-field probes: $$E_i = (V_i / Norm_i \cdot ConvF)^{1/2}$$

H-field probes: $$H_i = (V_i)^{1/2} \cdot (a_{i0} + a_{i1}f + a_{i2}f^2)/f$$

| | | | |
|---|---|---|---|
| with | $V_i$ | = compensated signal of channel i | (i = x, y, z) |
| | $Norm_i$ | = sensor sensitivity of channel i [mV/(V/m)$^2$] for E-field Probes | (i = x, y, z) |
| | ConvF | = sensitivity enhancement in solution | |
| | $a_{ij}$ | = sensor sensitivity factors for H-field probes | |
| | f | = carrier frequency [GHz] | |
| | $E_i$ | = electric field strength of channel i in V/m | |
| | $H_i$ | = magnetic field strength of channel i in A/m | |

The RSS value of the field components gives the total field strength (Hermitian magnitude):

$$E_{tot} = ( E_x^2 + E_Y^2 + E_z^2)^{1/2}$$

The primary field data are used to calculate the derived field units.

$$SAR = (E_{tot}^2 \cdot \sigma) / (\rho \cdot 1000)$$

| | | |
|---|---|---|
| with | SAR | = local specific absorption rate in mW/g |
| | $E_{tot}$ | = total field strength in V/m |
| | $\sigma$ | = conductivity in [mho/m] or [Siemens/m] |
| | $\rho$ | = equivalent tissue density in g/cm$^3$ |

Note that the density is normally set to 1 (or 1.06), to account for actual brain density rather than the density of the simulation liquid.The power flow density is calculated assuming the excitation field to be a free space field.

$$P_{pwe} = E_{tot}^2 / 3770 \qquad \text{or} \qquad P_{pwe} = H_{tot}^2 \cdot 37.7$$

| | | |
|---|---|---|
| with | $P_{pwe}$ | = equivalent power density of a plane wave in mW/cm$^2$ |
| | $E_{tot}$ | = total electric field strength in V/m |
| | $H_{tot}$ | = total magnetic field strength in A/m |

## 2.4.9 Test equipment utilized

This table gives a complete overview of the SAR measurement equipment

Devices used during the test described in chapter 2.5. are marked ☒

| | Manufacturer | Device | Type | Serial number | Date of last calibration )* |
|---|---|---|---|---|---|
| ☒ | Schmid & Partner Engineering AG | Dosimetric E-Field Probe | ET3DV6 | 1558 | March 22, 2002 |
| ☐ | Schmid & Partner Engineering AG | Dosimetric E-Field Probe (spare) | ET3DV6 | 1559 | February 20, 2001 |
| ☒ | Schmid & Partner Engineering AG | 900 MHz System Validation Dipole | D900V2 | 102 | February 07, 2003 |
| ☐ | Schmid & Partner Engineering AG | 1800 MHz System Validation Dipole | D1800V2 | 287 | February 13, 2001 |
| ☒ | Schmid & Partner Engineering AG | 1900 MHz System Validation Dipole | D1900V2 | 5d009 | June 13, 2002 |
| ☐ | Schmid & Partner Engineering AG | 2450 MHz System Validation Dipole | D2450V2 | 710 | July 15, 2002 |
| ☒ | Schmid & Partner Engineering AG | Data acquisition electronics | DAE3V1 | 413 | N/A |
| ☒ | Schmid & Partner Engineering AG | Software | DASY 3 V3.1c | --- | N/A |
| ☒ | Schmid & Partner Engineering AG | Phantom | SAM | --- | N/A |
| ☒ | Rohde & Schwarz | Universal Radio Communication Tester | CMU 200 | U-972406/000 | August 30, 2002 |
| | | | | | |
| ☐ | Agilent | Network Analyser 300 kHz to 3 GHz | 8753C | 2936A00872 | February 26, 2002 |
| ☐ | Agilent | Dielectric Probe Kit | 85070C | US99360146 | N/A |
| | | | | | |
| ☐ | Agilent | Peak Power Analyzer | 8990A | 3128A00169 | August 6, 2002 |
| ☐ | Agilent | Peak Power Sensor | 84813A | 3125A00111 | September 18, 2002 |
| | | | | | |
| ☒ | Rohde & Schwarz | Signal Generator | SMPD | 882.362/009 | December 15, 2002 |
| ☒ | Amplifier Reasearch | Amplifier | 25S1G4 (25 Watt) | 20452 | N/A |
| ☒ | Agilent | Power Meter | 438A | 2804U01006 | April 12,2002 |
| ☒ | Agilent | Power Meter Sensor | 8482A | 2703A03025 | April 22, 2002 |

)* : Measurement devices are in a 1-year calibration cycle, validation dipoles are in a 2-year calibration cycle

## 2.4.10 Tissue simulating liquids : dielectric properties

The following materials are used for producing the tissue-equivalent materials

(liquids used for tests described in chapter 2.5. are marked with ☒) :

| **Ingredients** (% of weight) | **Frequency (MHz)** | | | | | |
|---|---|---|---|---|---|---|
| frequency band | ☐ 450 | ☒ 835 | ☐ 900 | ☐ 1800 | ☒ 1900 | ☐ 2450 |
| Tissue Type | Head | Head | Head | Head | Head | Head |
| Water | 38.56 | 41.45 | 41.05 | 52.64 | 52.64 | 62.7 |
| Salt (NaCl) | 3.95 | 1.45 | 1.35 | 0.36 | 0.36 | 0.5 |
| Sugar | 56.32 | 56.0 | 56.5 | 0.0 | 0.0 | 0.0 |
| HEC | 0.98 | 1.0 | 1.0 | 0.0 | 0.0 | 0.0 |
| Bactericide | 0.19 | 0.1 | 0.1 | 0.0 | 0.0 | 0.0 |
| Triton X-100 | 0.0 | 0.0 | 0.0 | 0.0 | 0.0 | 36.8 |
| DGBE | 0.0 | 0.0 | 0.0 | 47.0 | 47.0 | 0.0 |

**Table 2: Head tissue dielectric properties**

| **Ingredients** (% of weight) | **Frequency (MHz)** | | | | | |
|---|---|---|---|---|---|---|
| frequency band | ☐ 450 | ☒ 835 | ☐ 900 | ☐ 1800 | ☒ 1900 | ☐ 2450 |
| Tissue Type | Body | Body | Body | Body | Body | Body |
| Water | 51.16 | 52.4 | 56.0 | 69.91 | 69.91 | 73.2 |
| Salt (NaCl) | 1.49 | 1.40 | 0.76 | 0.13 | 0.13 | 0.04 |
| Sugar | 46.78 | 45.0 | 41.76 | 0.0 | 0.0 | 0.0 |
| HEC | 0.52 | 1.0 | 1.21 | 0.0 | 0.0 | 0.0 |
| Bactericide | 0.05 | 0.1 | 0.27 | 0.0 | 0.0 | 0.0 |
| Triton X-100 | 0.0 | 0.0 | 0.0 | 0.0 | 0.0 | 0.0 |
| DGBE | 0.0 | 0.0 | 0.0 | 29.96 | 29.96 | 26.7 |

**Table 3: Body tissue dielectric properties**

Salt: 99+% Pure Sodium Chloride
Sugar: 98+% Pure Sucrose
Water: De-ionized, 16MΩ+ resistivity
HEC: Hydroxyethyl Cellulose
DGBE: 99+% Di(ethylene glycol) butyl ether, [2-(2-butoxyethoxy)ethanol]
Triton X-100(ultra pure): Polyethylene glycol mono [4-(1,1,3,3-tetramethylbutyl)phenyl]ether

### 2.4.11 Tissue simulating liquids : parameters

| Used Target Frequency | Target Head Tissue | | Measured Head Tissue | | Liquid temp. | Measured Date |
|---|---|---|---|---|---|---|
| [MHz] | Permittivity | Conductivity [S/m] | Permittivity | Conductivity [S/m] | [°C] | |
| 835 | 41.5 | 0.90 | 41.5 | 0.87 | 20.8 | 2002-12-22 |
| 1900 | 40.0 | 1.40 | 39.0 | 1.45 | 22.3 | 2002-12-19 |
| 1900 | 40.0 | 1.40 | 39.0 | 1.45 | 20.6 | 2002-12-20 |

Table 4: Parameter of the head tissue simulating liquid

| Used Target Frequency | Target Body Tissue | | Measured Body Tissue | | Liquid temp. | Measured Date |
|---|---|---|---|---|---|---|
| [MHz] | Permittivity | Conductivity [S/m] | Permittivity | Conductivity [S/m] | [°C] | |
| 835 | 55.2 | 0.97 | 57.2 | 1.01 | 20.8 | 2002-12-21 |
| 1900 | 53.3 | 1.52 | 54.0 | 1.54 | 20.4 | 2002-12-20 |

Table 5: Parameter of the body tissue simulating liquid

### 2.4.12 Measurement uncertainties

The overall combined measurement uncertainty of the measurement system is ± 13,6% (K=1).
The breakdown of the individual uncertainties is as follows:

| Error Sources | Uncertainty Value | Probability Distribution | Divisor | $c_i$ | Standard Uncertainty | $v_i^2$ or $v_{eff}$ |
|---|---|---|---|---|---|---|
| **Measurement System** | | | | | | |
| Probe calibration | ± 4.4% | Normal | 1 | 1 | ± 4.4% | ∞ |
| Axial isotropy | ± 4.7% | Rectangular | √3 | $(1-cp)^{1/2}$ | ± 1.9% | ∞ |
| Spherical isotropy | ± 9.6% | Rectangular | √3 | $(cp)^{1/2}$ | ± 3.9% | ∞ |
| Spatial resolution | ± 0.0% | Rectangular | √3 | 1 | ± 0.0% | ∞ |
| Boundary effects | ± 5.5% | Rectangular | √3 | 1 | ± 3.2% | ∞ |
| Probe linearity | ± 4.7% | Rectangular | √3 | 1 | ± 2.7% | ∞ |
| Detection limit | ± 1.0% | Rectangular | √3 | 1 | ± 0.6% | ∞ |
| Readout electronics | ± 1.0% | Normal | 1 | 1 | ± 1.0% | ∞ |
| Response time | ± 0.8% | Rectangular | √3 | 1 | ± 0.5% | ∞ |
| Integration time | ± 1.4% | Rectangular | √3 | 1 | ± 0.8% | ∞ |
| RF ambient conditions | ± 3.0% | Rectangular | √3 | 1 | ± 1.7% | ∞ |
| Mech. robot constructions | ± 0.4% | Rectangular | √3 | 1 | ± 0.2% | ∞ |
| Probe positioning | ± 2.9% | Rectangular | √3 | 1 | ± 1.7% | ∞ |
| Extrapolation & integration | ± 3.9% | Rectangular | √3 | 1 | ± 2.3% | ∞ |
| **Test Sample Related** | | | | | | |
| Device holder | ± 6.0% | Normal | 0.89 | 1 | ± 6.7% | 12 |
| Device holder uncertainty | ± 5.0% | Normal | 0.84 | 1 | ± 5.9% | 8 |
| Power drift | ± 5.0% | Rectangular | √3 | 1 | ± 2.9% | ∞ |
| **Phantom and Set-up** | | | | | | |
| Phantom uncertainty | ± 4.0% | Rectangular | √3 | 1 | ± 2.3% | ∞ |
| Liquid conductivity (target) | ± 5.0% | Rectangular | √3 | 0.6 | ± 1.7% | ∞ |
| Liquid conductivity (meas.) | ± 10.0% | Rectangular | √3 | 0.6 | ± 3.5% | ∞ |
| Liquid permittivity (target) | ± 5.0% | Rectangular | √3 | 0.6 | ± 1.7% | ∞ |
| Liquid permittivity (meas.) | ± 5.0% | Rectangular | √3 | 0.6 | ± 1.7% | ∞ |
| **Combined Uncertainty** | | | | | ± 13.6% | |

**Table 6: Measurement uncertainties**

The measurement uncertainty budget suggested by IEEE Std 1528-200X and determined by Schmid & Partner Engineering AG. The expanded uncertainty (k=2) is assessed to be ± 27.2%

### 2.4.13 System validation

The system validation is performed for verifying the accuracy of the complete measurement system and performance of the software. The system validation is performed with tissue equivalent material according to IEEE Std 1528-200X: 2001 (described above). The following table shows validation results for all frequency bands and tissue liquids used during the tests of the test item described in chapter 1.5. (graphic plot(s) see annex 1).

| Validation Kit | Frequency | Target Peak SAR (1000 mW) (+/- 10%) | Target $SAR_{1g}$ (1000 mW) (+/- 10%) | Measured Peak SAR | Measured $SAR_{1g}$ | Measured date |
|---|---|---|---|---|---|---|
| D900V2 S/N: 102 | 900 MHz head | 15.8 mW/g | 10.6 mW/g | 15.7 mW/g | 9.94 mW/g | 2003-12-21 |
| D900V2 S/N: 102 | 900 MHz body | 16.2 mW/g | 11.1 mW/g | 16.1 mW/g | 10.4 mW/g | 2003-12-22 |
| D1900V2 S/N: 5d009 | 1900 MHz head | 82.8 mW/g | 44.4 mW/g | 79.0 mW/g | 41.6 mW/g | 2002-12-19 |
| D1900V2 S/N: 5d009 | 1900 MHz head | 82.8 mW/g | 44.4 mW/g | 81.2 mW/g | 42.9 mW/g | 2002-12-20 |
| D1900V2 S/N: 5d009 | 1900 MHz body | 81.2 mW/g | 43.6 mW/g | 77.0 mW/g | 41.5 mW/g | 2003-12-20 |

**Table 7: Results system validation**

### 2.4.14 Validation procedure

The validation is performed by using a validation dipole which is positioned parallel to the planar part of the SAM phantom at the reference point. The distance of the dipole to the SAM phantom is determined by a plexiglass spacer. The dipole is connected to the the signal source consisting of signal generator and amplifier via an directional coupler , N-connector cable and adaption to SMA. It is fed with a power of 1000 mW. To adjust this power a power meter is used . The power sensor is connected to the cable before the validation to measure the power at this point and do adjustments at the signal generator. At the outputs of the directional coupler both return loss as well as forward power are controlled during the validation to make sure that emitted power at the dipole is kept constant. This can also be checked by the power drift measurement after the test (result on plot).
Validation results have to be equal or near the values determined during dipole calibration (target SAR in table above) with the relevant liquids and test system.

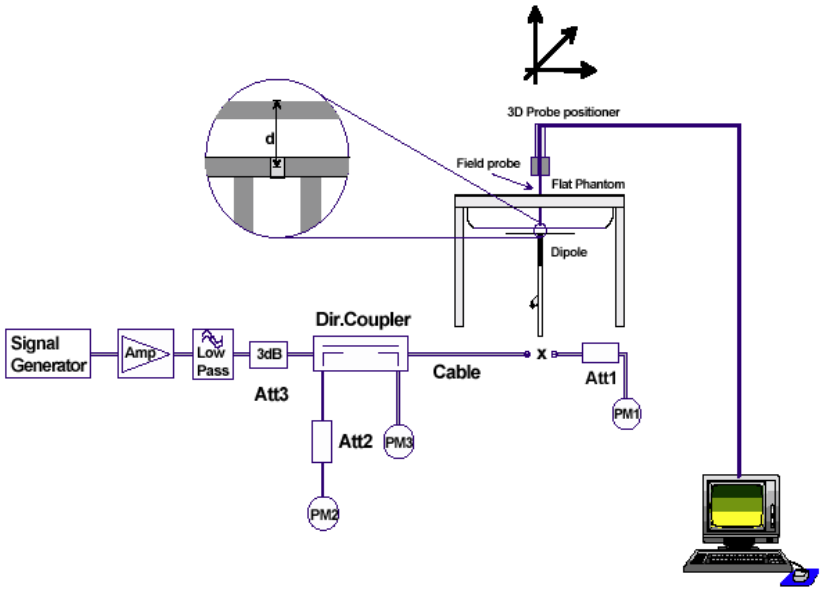

## 2.5 Test results (Head and Body SAR)

### 2.5.1 850 MHz band

a) standard battery

| The table contains the measured SAR values averaged over a mass of 1 g | | | | | |
|---|---|---|---|---|---|
| Channel / frequency | Position | Left hand position | Right hand position | Limit | Liquid temperature |
| 190 / 836.6 MHz | cheek | 0.552 W/kg | 0.570 W/kg | 1.6 W/kg | 21.2/21.3°C |
| 190 / 836.6 MHz | tilted 15° | 0.188 W/kg | 0.173 W/kg | 1.6 W/kg | 21.2/21.3°C |
| 128 / 824.2 MHz | cheek | not necessary | not necessary | 1.6 W/kg | ---- |
| 251 / 848.8 MHz | cheek | not necessary | not necessary | 1.6 W/kg | ---- |

**Table 8: Test results (Head SAR)**

Note : The SAR test shall be performed at the high, middle and low frequency channels of each operating mode. If the SAR measured at mid-band channel for each test configuration is at least 3.0 dB lower than the SAR limit (< 0.8 W/kg) , testing at the high and low channels is optional.

| The table contains the measured SAR values averaged over a mass of 1 g | | | | | |
|---|---|---|---|---|---|
| Channel / frequency | headset | Position | Body worn | Limit | Liquid temperature |
| 190 / 836.6 MHz | 1 | front | 0.156 W/kg | 1.6 W/kg | 21.4°C |
| 190 / 836.6 MHz | 1 | rear | 0.291 W/kg | 1.6 W/kg | 21.4°C |
| 190 / 836.6 MHz | 2 | front | 0.150 W/kg | 1.6 W/kg | 21.3°C |
| 190 / 836.6 MHz | 2 | rear | 0.280 W/kg | 1.6 W/kg | 21.4°C |

**Table 9: Test results (Body SAR)**

Note : The SAR test shall be performed at the high, middle and low frequency channels of each operating mode. If the SAR measured at mid-band channel for each test configuration is at least 3.0 dB lower than the SAR limit (< 0.8 W/kg) , testing at the high and low channels is optional.

### 2.5.2 850 MHz band

b) slim battery

| The table contains the measured SAR values averaged over a mass of 1 g | | | | | |
|---|---|---|---|---|---|
| Channel / frequency | Position | Left hand position | Right hand position | Limit | Liquid temperature |
| 190 / 836.6 MHz | cheek | 0.617 W/kg | 0.561 W/kg | 1.6 W/kg | 21.2/21.2°C |
| 190 / 836.6 MHz | tilted 15° | 0.194 W/kg | 0.188 W/kg | 1.6 W/kg | 21.4/21.2°C |
| 128 / 824.2 MHz | cheek | not necessary | not necessary | 1.6 W/kg | ---- |
| 251 / 848.8 MHz | cheek | not necessary | not necessary | 1.6 W/kg | ---- |

**Table 10: Test results (Head SAR)**

Note : The SAR test shall be performed at the high, middle and low frequency channels of each operating mode. If the SAR measured at mid-band channel for each test configuration is at least 3.0 dB lower than the SAR limit (< 0.8 W/kg) , testing at the high and low channels is optional.

| The table contains the measured SAR values averaged over a mass of 1 g | | | | | |
|---|---|---|---|---|---|
| Channel / frequency | headset | Position | Body worn | Limit | Liquid temperature |
| 190 / 836.6 MHz | 1 | front | 0.168 W/kg | 1.6 W/kg | 21.5°C |
| 190 / 836.6 MHz | 1 | rear | 0.326 W/kg | 1.6 W/kg | 21.4°C |
| 190 / 836.6 MHz | 2 | front | 0.162 W/kg | 1.6 W/kg | 21.4°C |
| 190 / 836.6 MHz | 2 | rear | 0.319 W/kg | 1.6 W/kg | 21.4°C |

**Table 11: Test results (Body SAR)**

Note : The SAR test shall be performed at the high, middle and low frequency channels of each operating mode. If the SAR measured at mid-band channel for each test configuration is at least 3.0 dB lower than the SAR limit (< 0.8 W/kg) , testing at the high and low channels is optional.

### 2.5.3 1900 MHz band

a) standard battery

| The table contains the measured SAR values averaged over a mass of 1 g | | | | | |
|---|---|---|---|---|---|
| Channel / frequency | Position | Left hand position | Right hand position | Limit | Liquid temperature |
| 661 / 1880.0 MHz | cheek | 1.42 W/kg | 1.29 W/kg | 1.6 W/kg | 22.3/21.8°C |
| 661 / 1880.0 MHz | tilted 15° | 0.416 W/kg | 0.423 W/kg | 1.6 W/kg | 22.3/21.5°C |
| 512 / 1850.2 MHz | cheek | 1.47 W/kg | 1.31 W/kg | 1.6 W/kg | 21.8/21.6°C |
| 810 / 1909.8 MHz | cheek | 1.57 W/kg | 1.41 W/kg | 1.6 W/kg | 22.3/21.5°C |

**Table 12: Test results (Head SAR)**

Note : The SAR test shall be performed at the high, middle and low frequency channels of each operating mode. If the SAR measured at mid-band channel for each test configuration is at least 3.0 dB lower than the SAR limit (< 0.8 W/kg) , testing at the high and low channels is optional.

| The table contains the measured SAR values averaged over a mass of 1 g | | | | | |
|---|---|---|---|---|---|
| Channel / frequency | headset | Position | Body worn | Limit | Liquid temperature |
| 661 / 1880.0 MHz | 1 | front | 0.185 W/kg | 1.6 W/kg | 20.5°C |
| 661 / 1880.0 MHz | 1 | rear | 0.331 W/kg | 1.6 W/kg | 20.6°C |
| 661 / 1880.0 MHz | 2 | front | 0.300 W/kg | 1.6 W/kg | 20.5°C |
| 661 / 1880.0 MHz | 2 | rear | 0.328 W/kg | 1.6 W/kg | 20.5°C |
| 661 / 1880.0 MHz | 2<br>2nd cube | rear | 0.299 W/kg | 1.6 W/kg | 20.5°C |

**Table 13: Test results (Body SAR)**

Note : The SAR test shall be performed at the high, middle and low frequency channels of each operating mode. If the SAR measured at mid-band channel for each test configuration is at least 3.0 dB lower than the SAR limit (< 0.8 W/kg) , testing at the high and low channels is optional.

### 2.5.4 1900 MHz band

b) slim battery

| The table contains the measured SAR values averaged over a mass of 1 g | | | | | |
|---|---|---|---|---|---|
| Channel / frequency | Position | Left hand position | Right hand position | Limit | Liquid temperature |
| 661 / 1880.0 MHz | cheek | 1.49 W/kg | 1.40 W/kg | 1.6 W/kg | 20.6/21.4°C |
| 661 / 1880.0 MHz | tilted 15° | 0.483 W/kg | 0.470 W/kg | 1.6 W/kg | 20.5/21.5°C |
| 512 / 1850.2 MHz | cheek | 1.50 W/kg | 1.36 W/kg | 1.6 W/kg | 20.5/21.4°C |
| 810 / 1909.8 MHz | cheek | 1.43 W/kg | 1.49 W/kg | 1.6 W/kg | 20.6/21.6°C |

**Table 14: Test results (Head SAR)**

Note : The SAR test shall be performed at the high, middle and low frequency channels of each operating mode. If the SAR measured at mid-band channel for each test configuration is at least 3.0 dB lower than the SAR limit (< 0.8 W/kg) , testing at the high and low channels is optional.

| The table contains the measured SAR values averaged over a mass of 1 g | | | | | |
|---|---|---|---|---|---|
| Channel / frequency | headset | Position | Body worn | Limit | Liquid temperature |
| 661 / 1880.0 MHz | 1 | front | 0.229 W/kg | 1.6 W/kg | 20.6°C |
| 661 / 1880.0 MHz | 1 | rear | 0.347 W/kg | 1.6 W/kg | 20.5°C |
| 661 / 1880.0 MHz | 2 | front | 0.267 W/kg | 1.6 W/kg | 20.5°C |
| 661 / 1880.0 MHz | 2 | rear | 0.331 W/kg | 1.6 W/kg | 20.6°C |
| 661 / 1880.0 MHz | 2<br>2nd cube | rear | 0.344 W/kg | 1.6 W/kg | 20.6°C |

**Table 15: Test results (Body SAR)**

Note : The SAR test shall be performed at the high, middle and low frequency channels of each operating mode. If the SAR measured at mid-band channel for each test configuration is at least 3.0 dB lower than the SAR limit (< 0.8 W/kg) , testing at the high and low channels is optional.

### 2.5.5 Description of test procedures

The device was tested using a CMU 200 communications tester as controller unit to set test channels and maximum output power to the DUT.
Test positions as described in the tables above are in accordance with the specified test standard.

In body-worn position the device was tested with 15 mm distance to the SAM phantom both in front and rear side position.

**Headset 1 : wire type (EM-SS300S)**

**Headset 2 : necklace type (EM-SS300NK)**

## 2.6 Test results (conducted power measurement)

For the measurements a Rohde & Schwarz Radio Communication Tester CMU 200 was used.
The output power was measured using a integrated RF connector and attached RF cable.

| **PCS 1900** | |
|---|---|
| Channel | peak power |
| 512 | 32.0 dBm |
| 661 | 30.8 dBm |
| 810 | 31.0 dBm |
| **PCS 850** | |
| Channel | peak power |
| 190 | 33.3 dBm |

**Table 16: Test results conducted peak power measurement**

# Annex 1 System performance verification

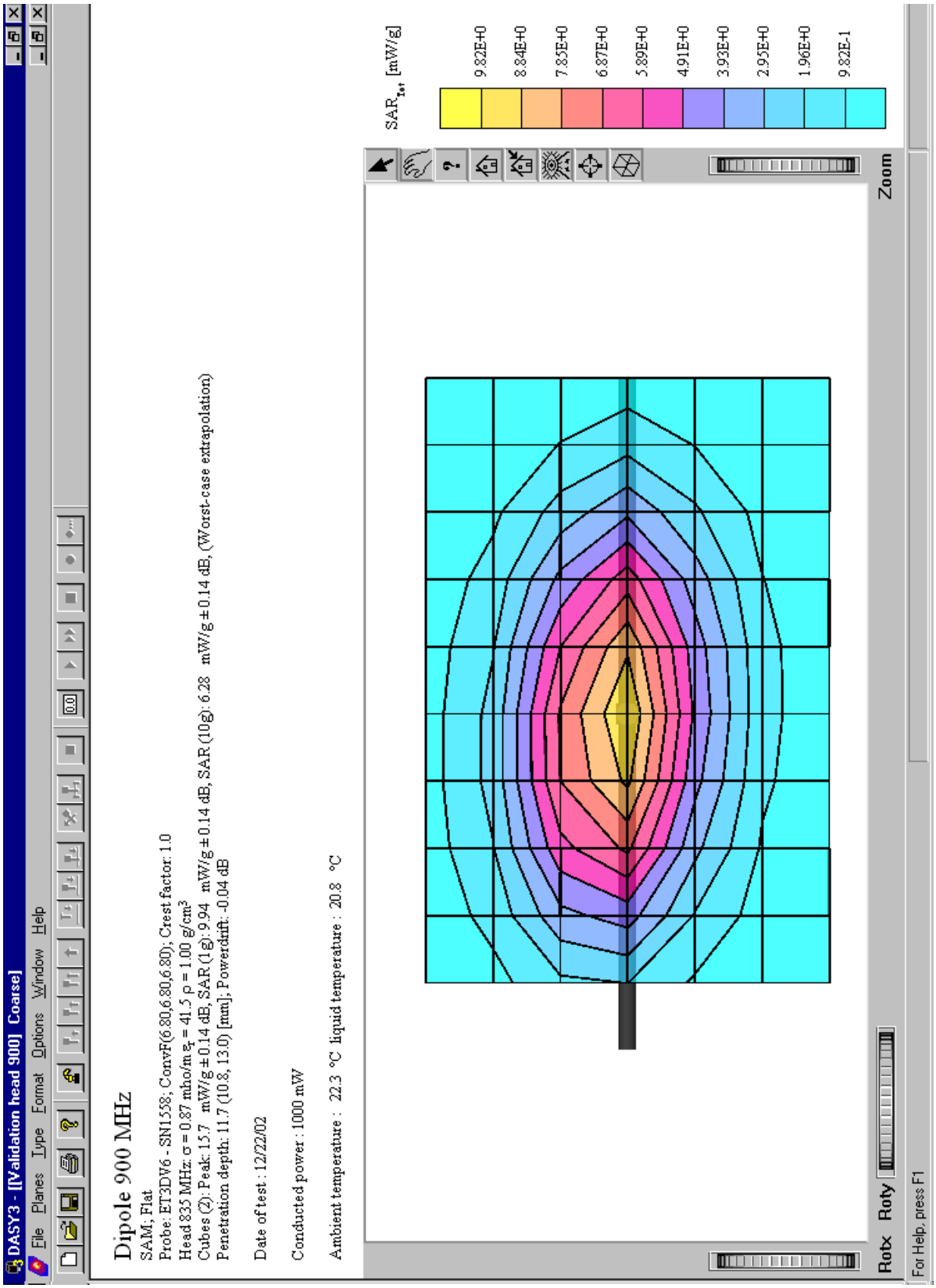

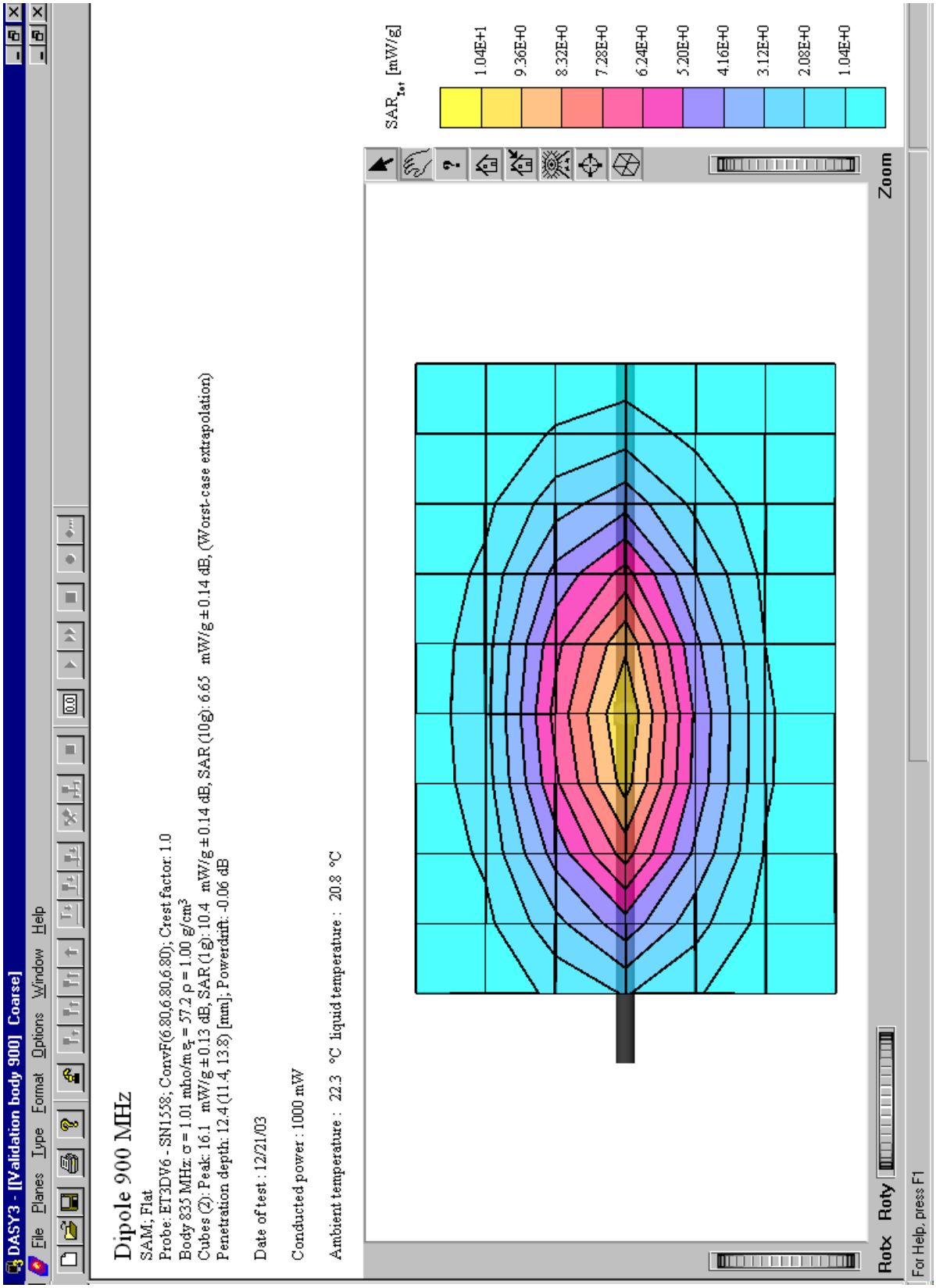
DASY3 - [Validation body 900] Coarse]
File Planes Type Format Options Window Help
Dipole 900 MHz
SAM; Flat
Probe: ET3DV6 - SN1558; ConvF(6.80,6.80,6.80); Crest factor: 1.0
Body 835 MHz: σ = 1.01 mho/m εr = 57.2 ρ = 1.00 g/cm³
Cubes (2): Peak: 16.1 mW/g ± 0.13 dB, SAR (1g): 10.4 mW/g ± 0.14 dB, SAR (10g): 6.65 mW/g ± 0.14 dB, (Worst-case extrapolation)
Penetration depth: 12.4 (11.4, 13.8) [mm]; Powerdrift: -0.06 dB
Date of test : 12/21/03
Conducted power : 1000 mW
Ambient temperature : 22.3 °C liquid temperature : 20.8 °C
SAR_Tot [mW/g]
1.04E+1
9.36E+0
8.32E+0
7.28E+0
6.24E+0
5.20E+0
4.16E+0
3.12E+0
2.08E+0
1.04E+0
Zoom
Rotx Roty
For Help, press F1

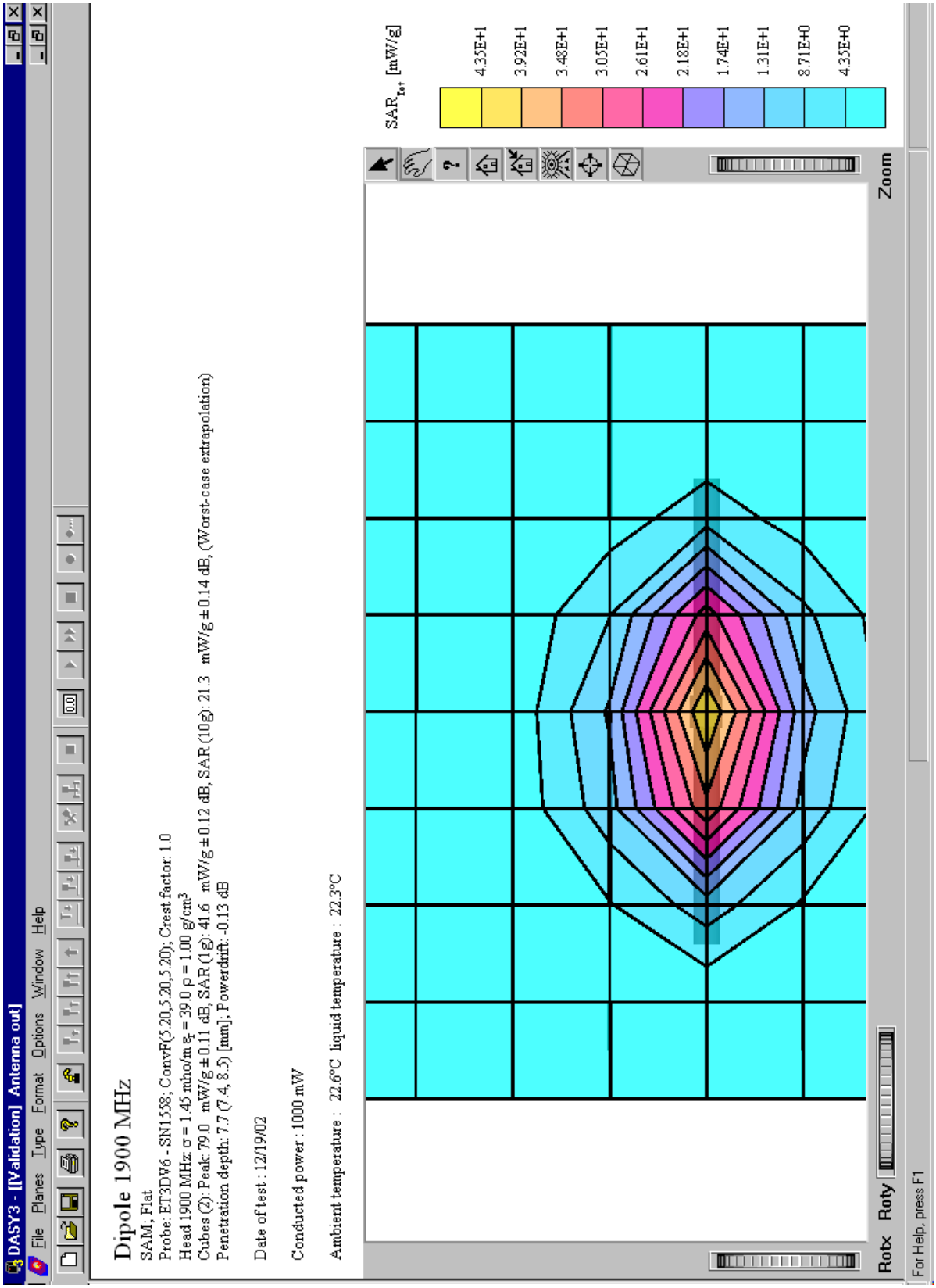
DASY3 - [Validation] Antenna out]
File Planes Type Format Options Window Help
Dipole 1900 MHz
SAM; Flat
Probe: ET3DV6 - SN1558; ConvF(5.20,5.20,5.20); Crest factor: 1.0
Head 1900 MHz: σ = 1.45 mho/m, εr = 39.0 ρ = 1.00 g/cm³
Cubes (2): Peak: 79.0 mW/g ± 0.11 dB, SAR (1g): 41.6 mW/g ± 0.12 dB, SAR (10g): 21.3 mW/g ± 0.14 dB, (Worst-case extrapolation)
Penetration depth: 7.7 (7.4, 8.5) [mm]; Powerdrift: -0.13 dB
Date of test : 12/19/02
Conducted power : 1000 mW
Ambient temperature : 22.6°C liquid temperature : 22.3°C
SAR_Tot [mW/g]
4.35E+1
3.92E+1
3.48E+1
3.05E+1
2.61E+1
2.18E+1
1.74E+1
1.31E+1
8.71E+0
4.35E+0
Zoom
Rotx Roty
For Help, press F1

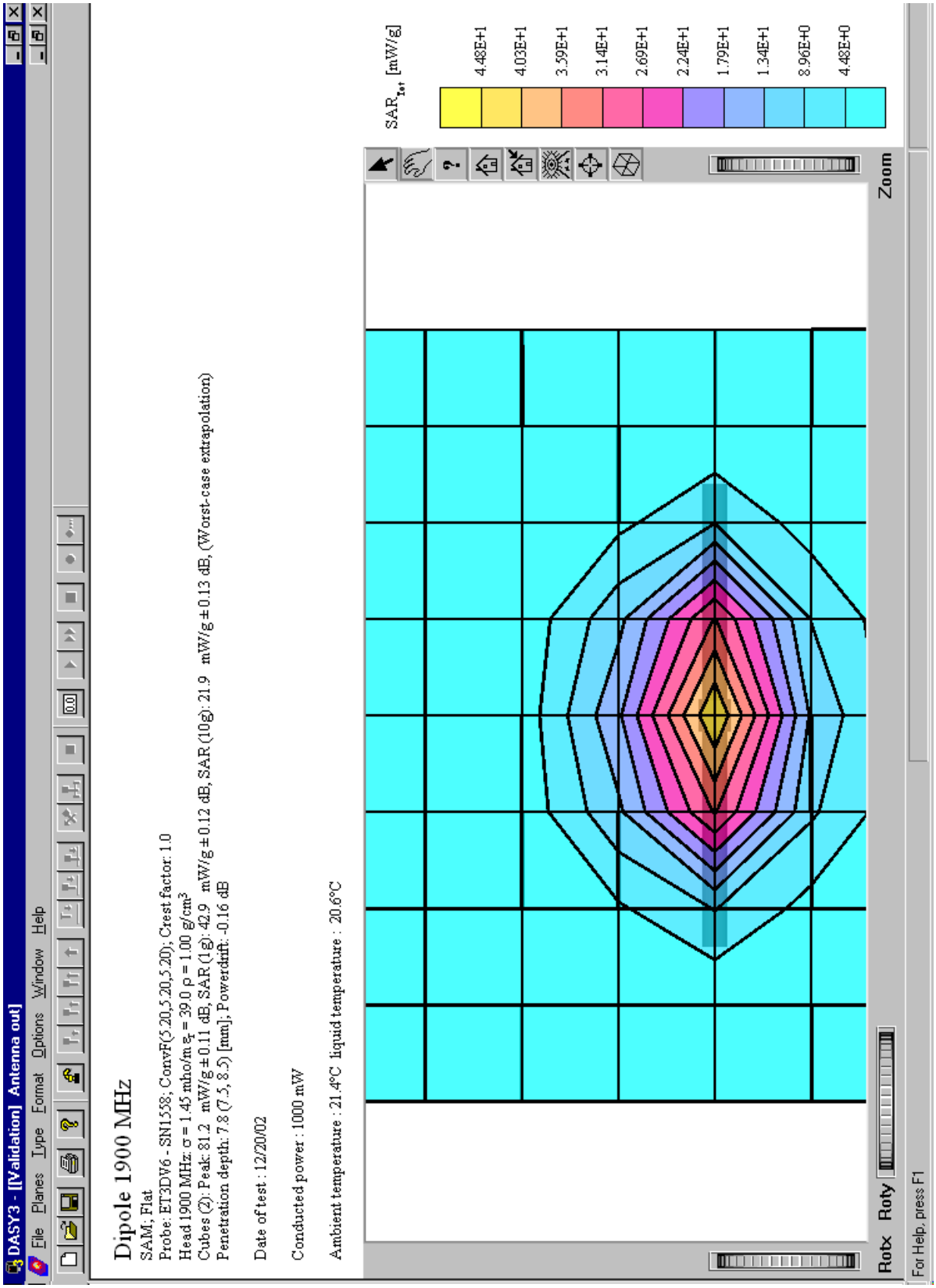
DASY3 - [Validation] Antenna out]
File Planes Type Format Options Window Help
Dipole 1900 MHz
SAM; Flat
Probe: ET3DV6 - SN1558; ConvF(5.20,5.20,5.20); Crest factor: 1.0
Head 1900 MHz: σ = 1.45 mho/m, εr = 39.0 ρ = 1.00 g/cm³
Cubes (2): Peak: 81.2 mW/g ± 0.11 dB, SAR (1g): 42.9 mW/g ± 0.12 dB, SAR (10g): 21.9 mW/g ± 0.13 dB, (Worst-case extrapolation)
Penetration depth: 7.8 (7.5, 8.5) [mm]; Powerdrift: -0.16 dB
Date of test : 12/20/02
Conducted power : 1000 mW
Ambient temperature : 21.4°C liquid temperature : 20.6°C
SAR_Tot [mW/g]
4.48E+1
4.03E+1
3.59E+1
3.14E+1
2.69E+1
2.24E+1
1.79E+1
1.34E+1
8.96E+0
4.48E+0
Zoom
Rotx Roty
For Help, press F1

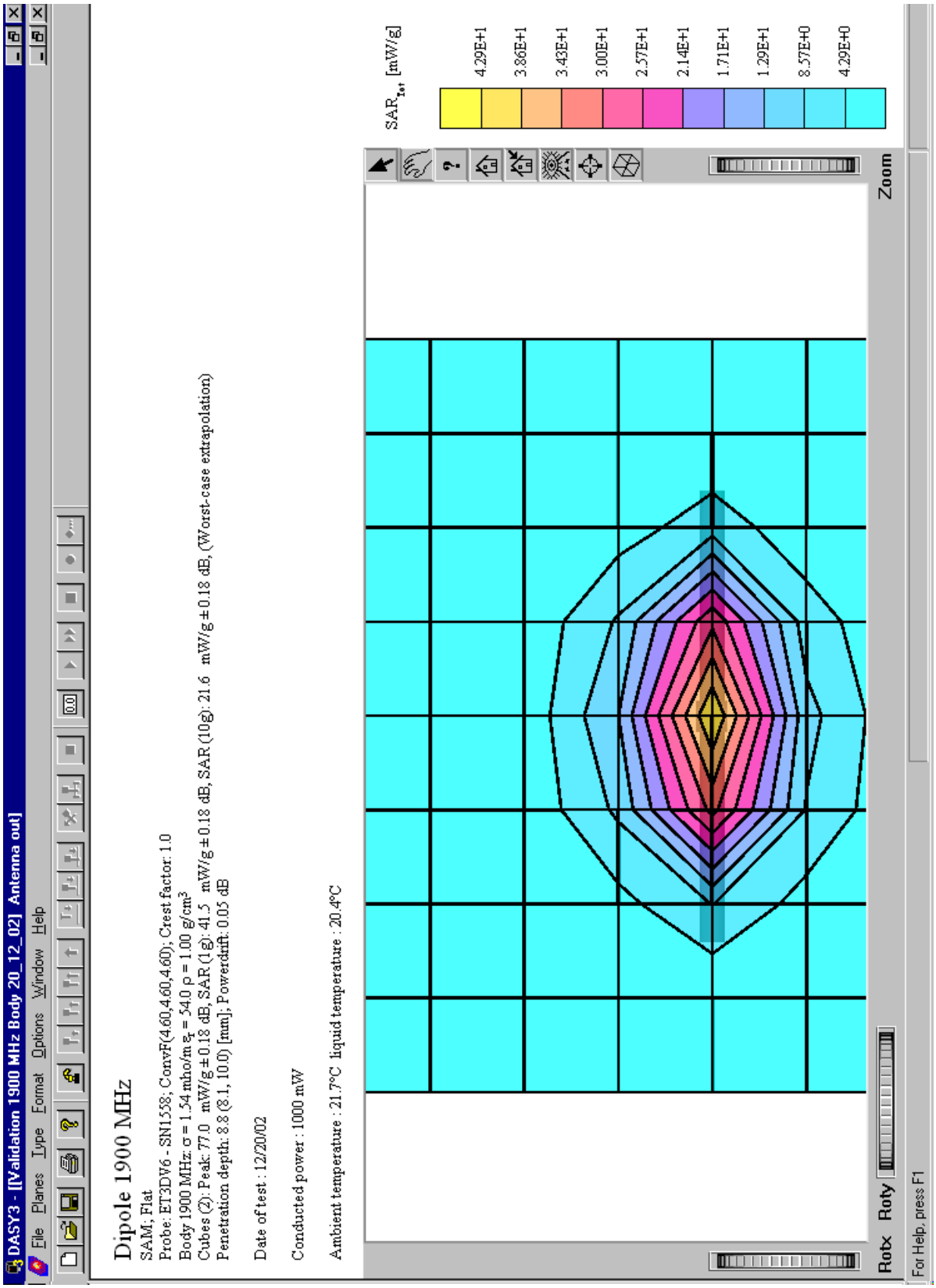
DASY3 - [[Validation 1900 MHz Body 20_12_02] Antenna out]
File Planes Type Format Options Window Help
Dipole 1900 MHz
SAM; Flat
Probe: ET3DV6 - SN1558; ConvF(4.60,4.60,4.60); Crest factor: 1.0
Body 1900 MHz: σ = 1.54 mho/m, ε_r = 54.0, ρ = 1.00 g/cm³
Cubes (2): Peak: 77.0 mW/g ± 0.18 dB, SAR (1g): 41.5 mW/g ± 0.18 dB, SAR (10g): 21.6 mW/g ± 0.18 dB, (Worst-case extrapolation)
Penetration depth: 8.8 (8.1, 10.0) [mm]; Powerdrift: 0.05 dB
Date of test : 12/20/02
Conducted power : 1000 mW
Ambient temperature : 21.7°C liquid temperature : 20.4°C
SAR_Tot [mW/g]
4.29E+1
3.86E+1
3.43E+1
3.00E+1
2.57E+1
2.14E+1
1.71E+1
1.29E+1
8.57E+0
4.29E+0
Zoom
Rotx Roty
For Help, press F1

# Annex 2 Measurement results (printout from DASY TM)

## Annex 2.1 standard battery 850 MHz

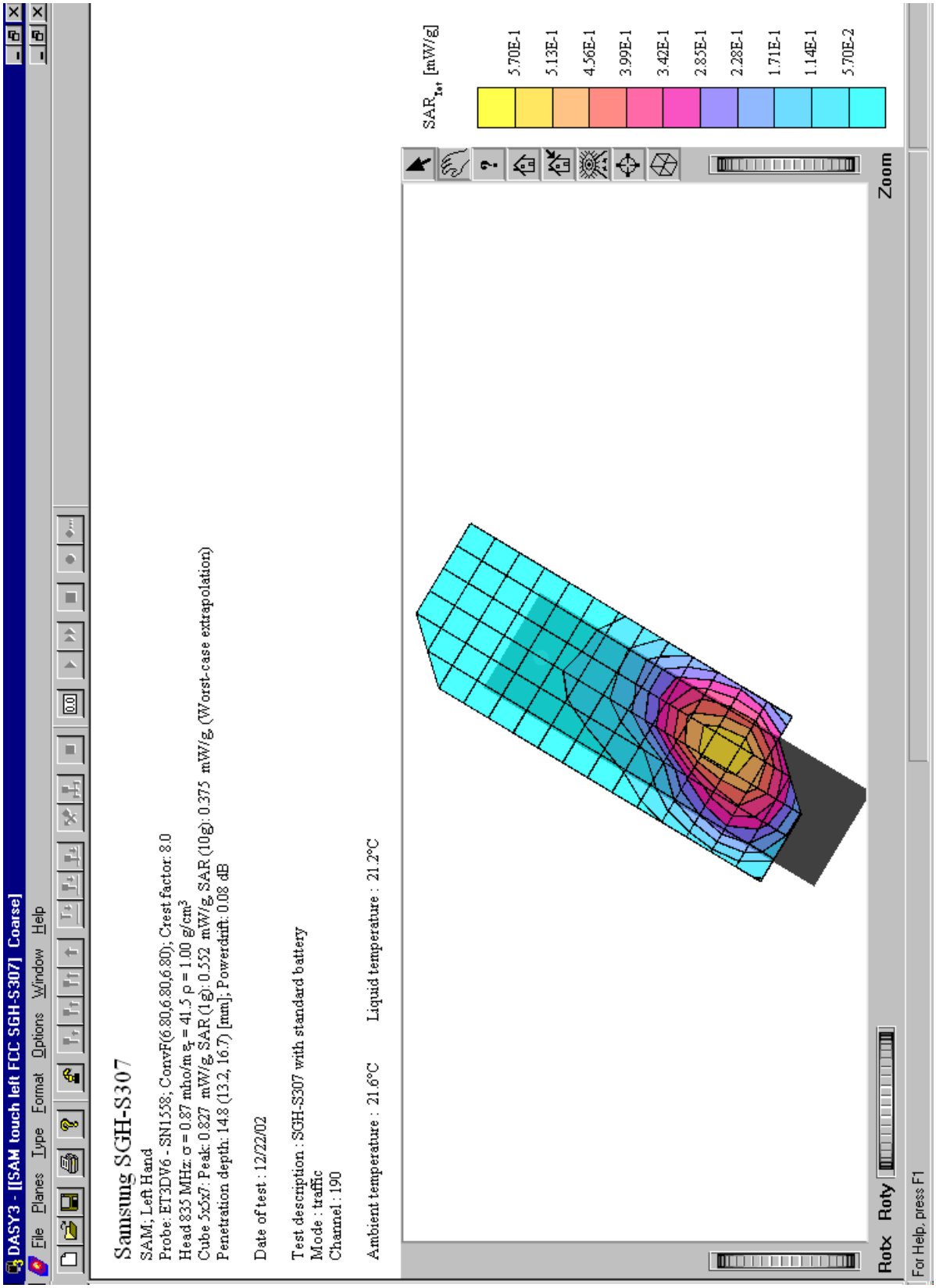

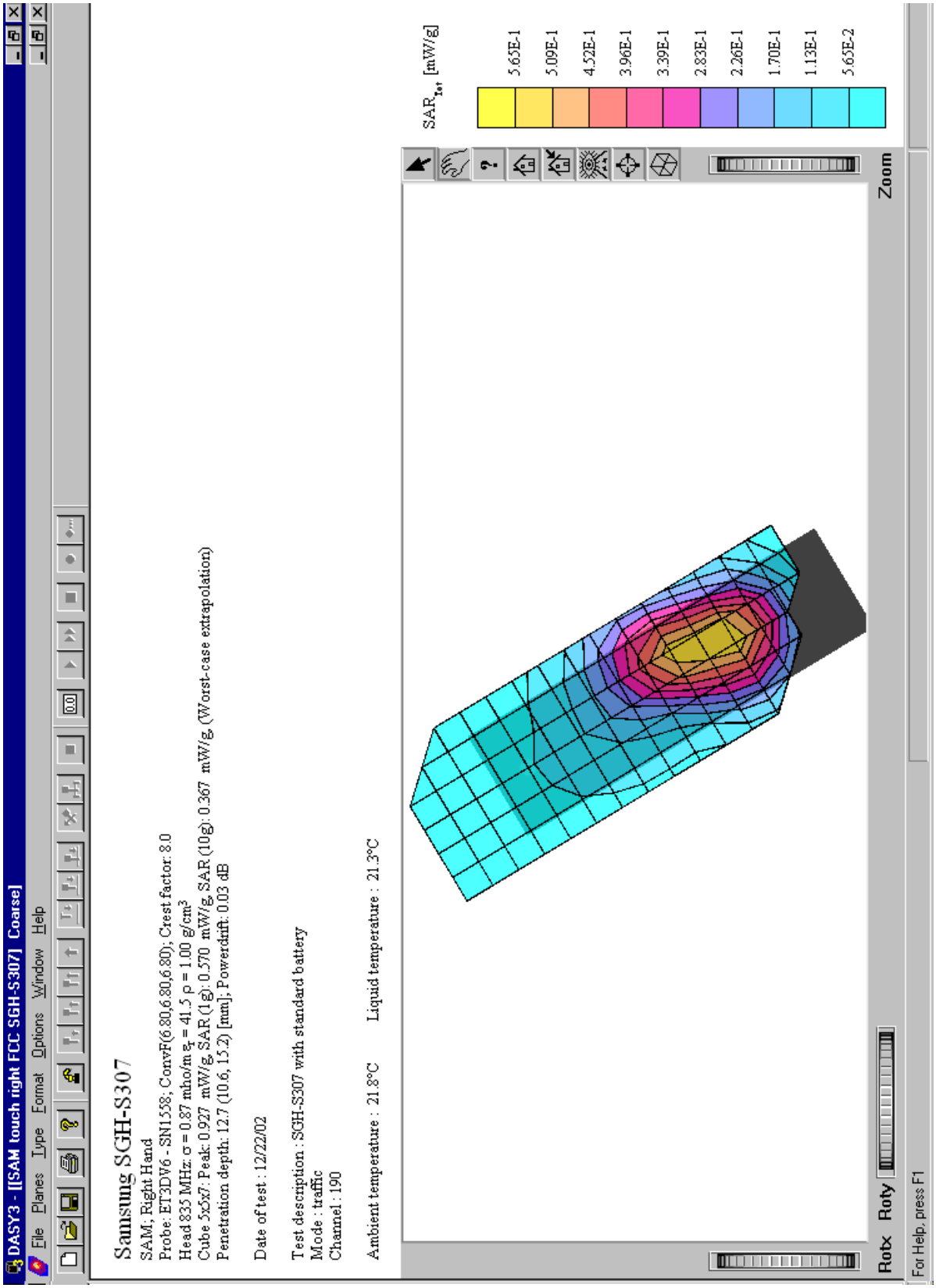
DASY3 - [ISAM touch right FCC SGH-S307] Coarse]
File Planes Type Format Options Window Help
Samsung SGH-S307
SAM; Right Hand
Probe: ET3DV6 - SN1558; ConvF(6.80,6.80,6.80); Crest factor: 8.0
Head 835 MHz: σ = 0.87 mho/m, ρ = 41.5 ρ = 1.00 g/cm³
Cube 5x5x7: Peak: 0.927 mW/g, SAR (1g): 0.570 mW/g, SAR (10g): 0.367 mW/g (Worst-case extrapolation)
Penetration depth: 12.7 (10.6, 15.2) [mm]; Powerdrift: 0.03 dB
Date of test : 12/22/02
Test description : SGH-S307 with standard battery
Mode : traffic
Channel : 190
Ambient temperature : 21.8°C
Liquid temperature : 21.3°C
SAR_tot [mW/g]
5.63E-1
5.09E-1
4.52E-1
3.96E-1
3.39E-1
2.83E-1
2.26E-1
1.70E-1
1.13E-1
5.65E-2
Zoom
Rotx
Roty
For Help, press F1

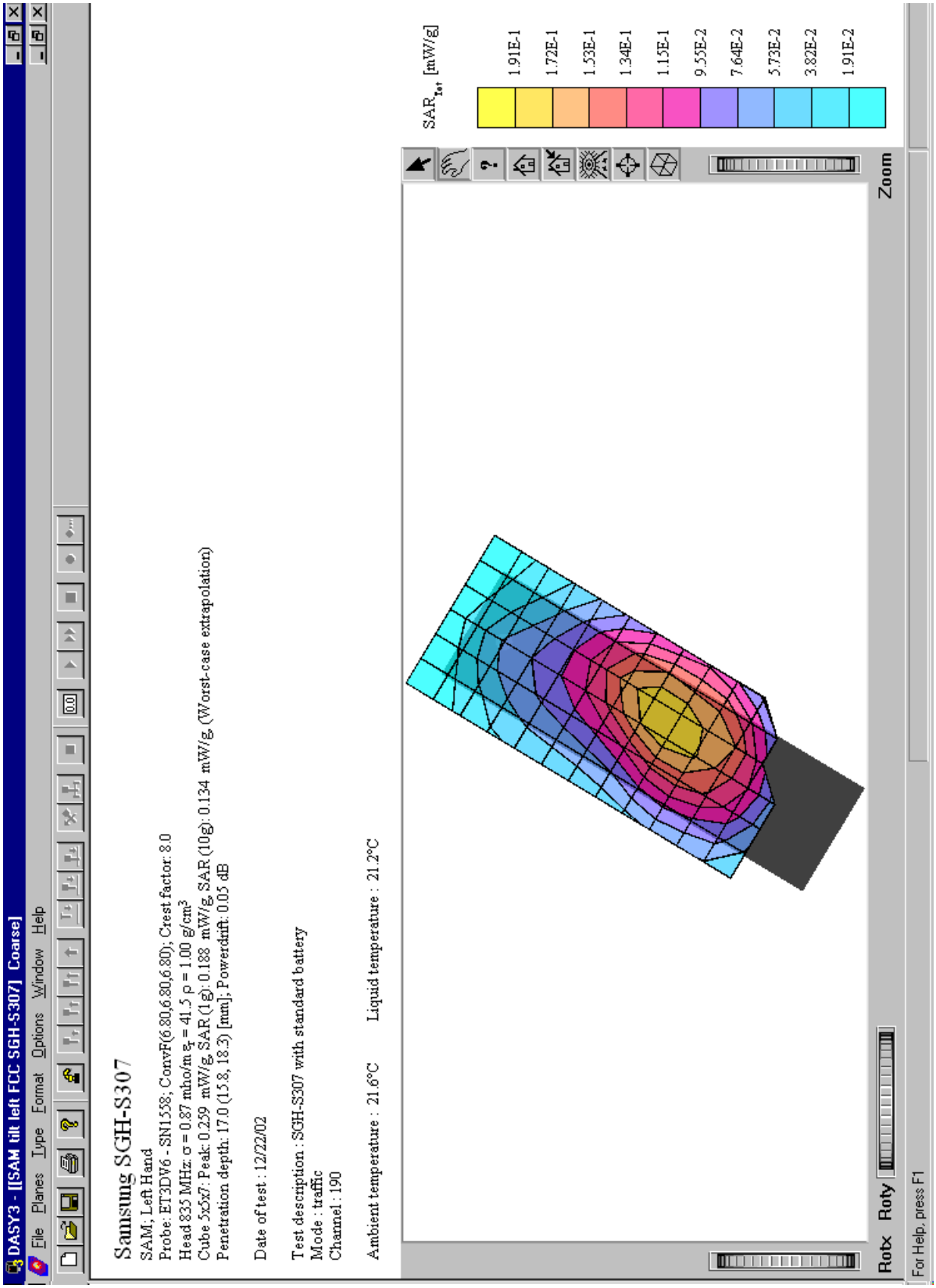
DASY3 - [ISAM tilt left FCC SGH-S307] Coarse]
File Planes Type Format Options Window Help
Samsung SGH-S307
SAM; Left Hand
Probe: ET3DV6 - SN1558; ConvF(6.80,6.80,6.80); Crest factor: 8.0
Head 835 MHz: σ = 0.87 mho/m, ρ = 41.5 ρ = 1.00 g/cm³
Cube 5x5x7: Peak: 0.259 mW/g, SAR (1g): 0.188 mW/g, SAR (10g): 0.134 mW/g (Worst-case extrapolation)
Penetration depth: 17.0 (15.8, 18.3) [mm]; Powerdrift: 0.05 dB
Date of test : 12/22/02
Test description : SGH-S307 with standard battery
Mode : traffic
Channel : 190
Ambient temperature : 21.6°C
Liquid temperature : 21.2°C
SAR_tot [mW/g]
1.91E-1
1.72E-1
1.53E-1
1.34E-1
1.15E-1
9.55E-2
7.64E-2
5.73E-2
3.82E-2
1.91E-2
Zoom
Rotx
Roty
For Help, press F1

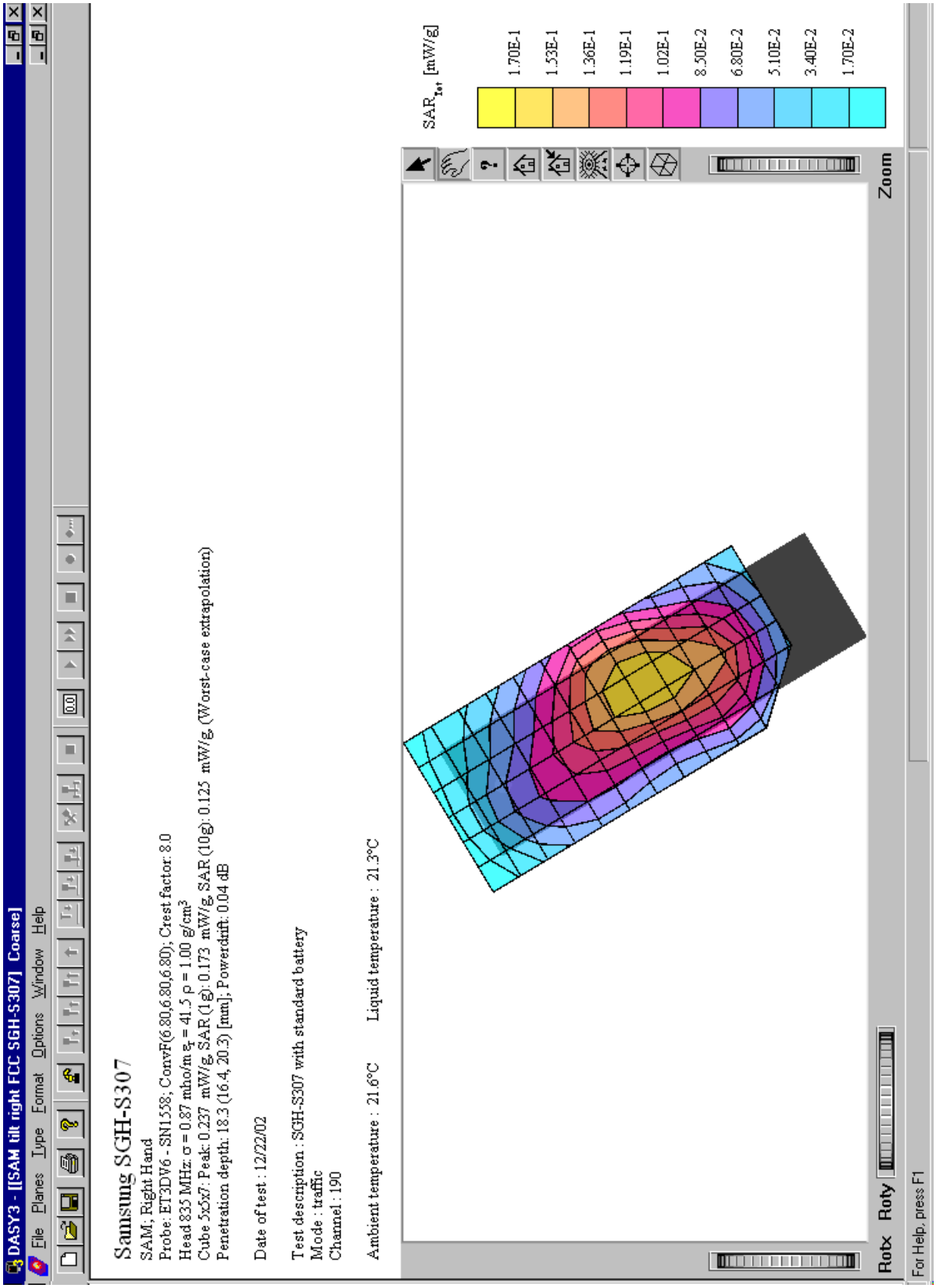
DASY3 - [ISAM tilt right FCC SGH-S307] Coarse]
File Planes Type Format Options Window Help
Samsung SGH-S307
SAM; Right Hand
Probe: ET3DV6 - SN1558; ConvF(6.80,6.80,6.80); Crest factor: 8.0
Head 835 MHz: σ = 0.87 mho/m, ρ = 41.5 ρ = 1.00 g/cm³
Cube 5x5x7: Peak: 0.237 mW/g, SAR (1g): 0.173 mW/g, SAR (10g): 0.125 mW/g (Worst-case extrapolation)
Penetration depth: 18.3 (16.4, 20.3) [mm]; Powerdrift: 0.04 dB
Date of test : 12/22/02
Test description : SGH-S307 with standard battery
Mode : traffic
Channel : 190
Ambient temperature : 21.6°C
Liquid temperature : 21.3°C
SAR_tot [mW/g]
1.70E-1
1.53E-1
1.36E-1
1.19E-1
1.02E-1
8.50E-2
6.80E-2
5.10E-2
3.40E-2
1.70E-2
Zoom
Rotx
Roty
For Help, press F1

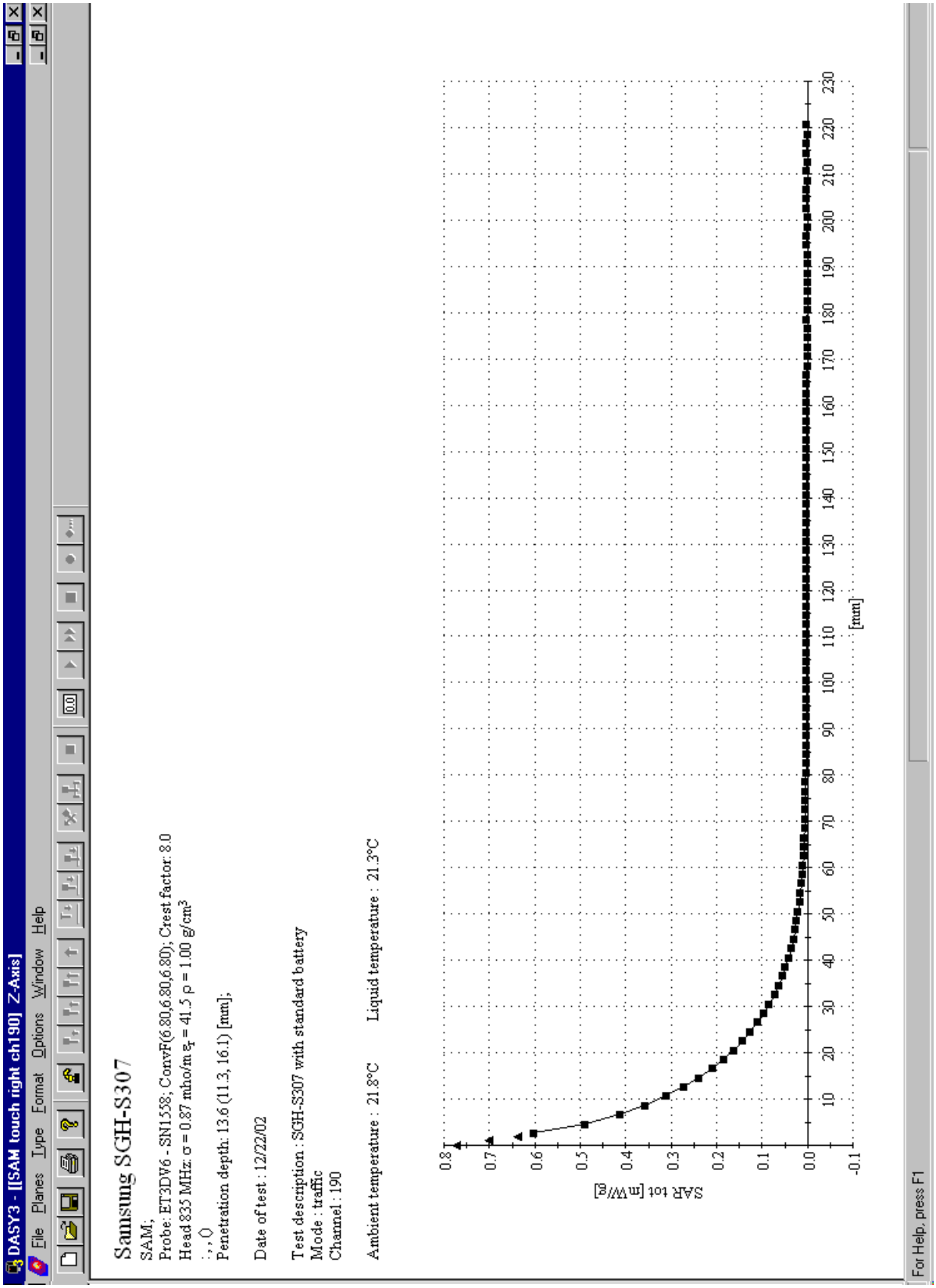
DASY3 - [ISAM touch right ch190] Z-Axis]
File Planes Type Format Options Window Help
Samsung SGH-S307
SAM;
Probe: ET3DV6 - SN1558; ConvF(6.80,6.80,6.80); Crest factor: 8.0
Head 835 MHz: σ = 0.87 mho/m εr = 41.5 ρ = 1.00 g/cm3
; ; ()
Penetration depth: 13.6 (11.3, 16.1) [mm];
Date of test : 12/22/02
Test description : SGH-S307 with standard battery
Mode : traffic
Channel : 190
Ambient temperature : 21.8°C
Liquid temperature : 21.3°C
SAR tot [mW/g]
0.8
0.7
0.6
0.5
0.4
0.3
0.2
0.1
0.0
-0.1
10 20 30 40 50 60 70 80 90 100 110 120 130 140 150 160 170 180 190 200 210 220 230
[mm]
For Help, press F1

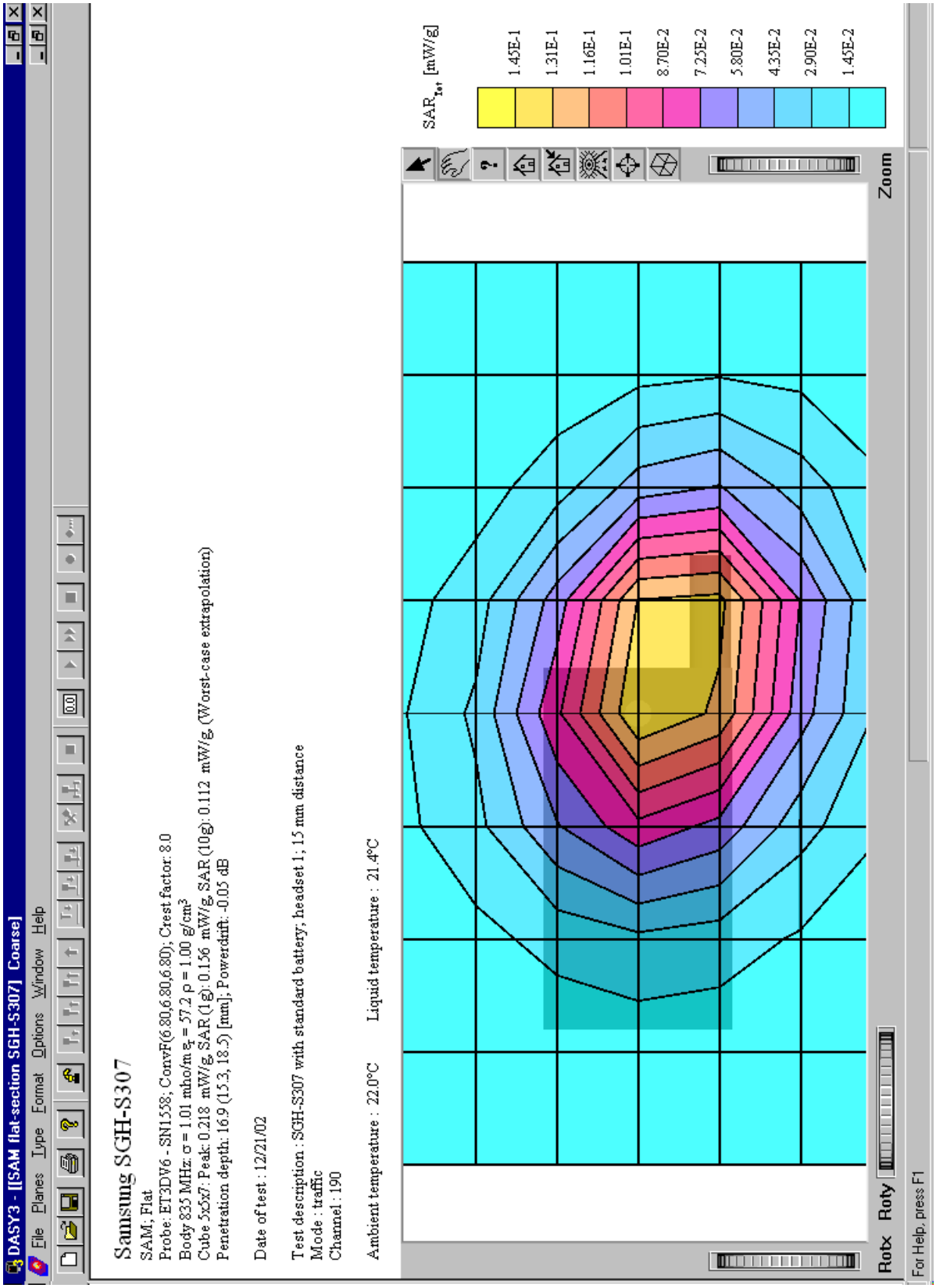
DASY3 - [ISAM flat-section SGH-S307] Coarse]
File Planes Type Format Options Window Help
Samsung SGH-S307
SAM; Flat
Probe: ET3DV6 - SN1558; ConvF(6.80,6.80,6.80); Crest factor: 8.0
Body 835 MHz: σ = 1.01 mho/m, ρ = 57.2 ρ = 1.00 g/cm³
Cube 5x5x7: Peak: 0.218 mW/g, SAR (1g): 0.156 mW/g, SAR (10g): 0.112 mW/g (Worst-case extrapolation)
Penetration depth: 16.9 (15.3, 18.5) [mm]; Powerdrift: -0.05 dB
Date of test : 12/21/02
Test description : SGH-S307 with standard battery; headset 1; 15 mm distance
Mode : traffic
Channel : 190
Ambient temperature : 22.0°C
Liquid temperature : 21.4°C
SAR_tot [mW/g]
1.45E-1
1.31E-1
1.16E-1
1.01E-1
8.70E-2
7.25E-2
5.80E-2
4.35E-2
2.90E-2
1.45E-2
Zoom
Rotx
Roty
For Help, press F1

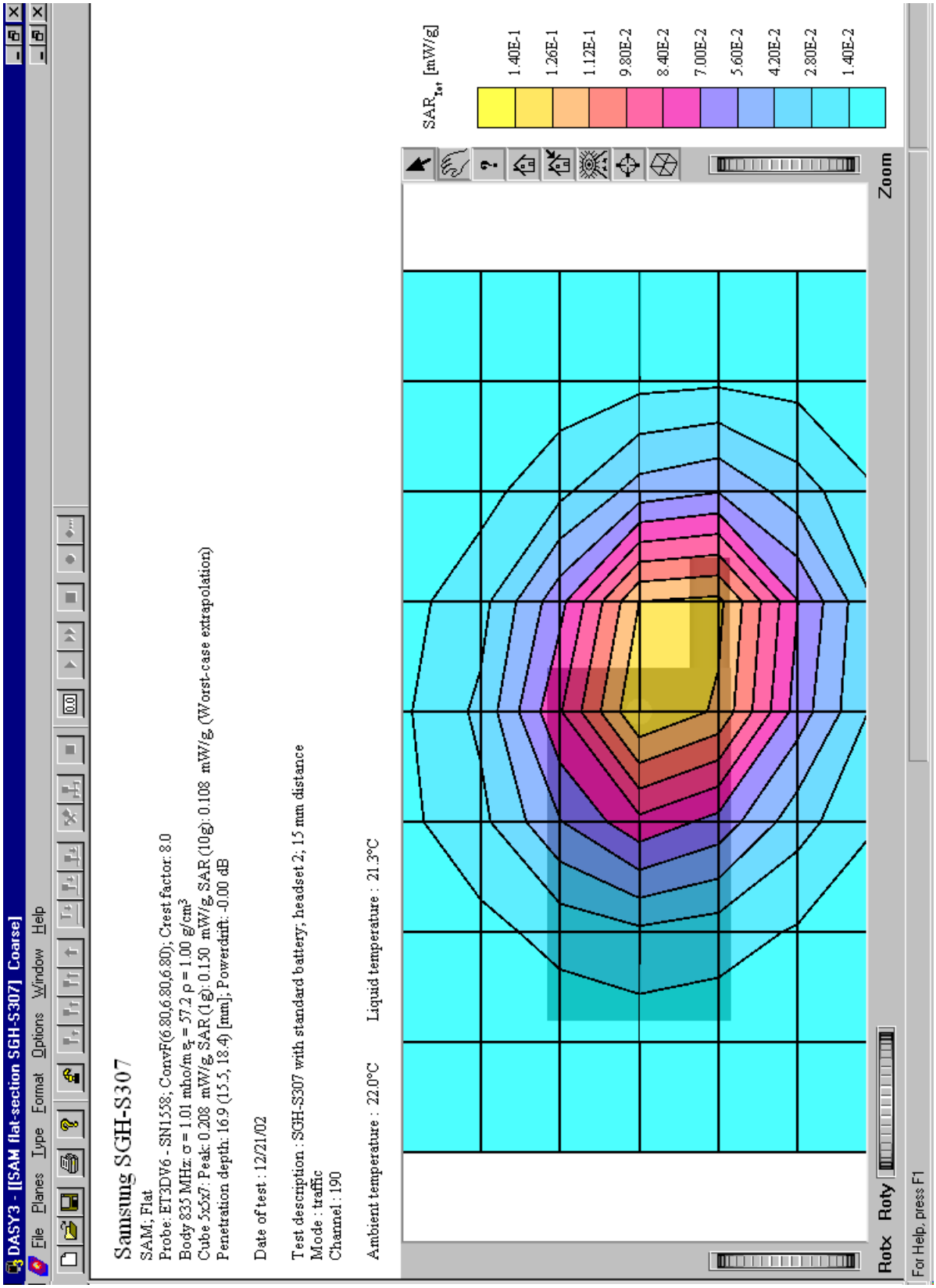
DASY3 - [ISAM flat-section SGH-S307] Coarse]
File Planes Type Format Options Window Help
Samsung SGH-S307
SAM; Flat
Probe: ET3DV6 - SN1558; ConvF(6.80,6.80,6.80); Crest factor: 8.0
Body 835 MHz: σ = 1.01 mho/m, ε = 57.2 ρ = 1.00 g/cm³
Cube 5x5x7: Peak: 0.208 mW/g, SAR (1g): 0.150 mW/g, SAR (10g): 0.108 mW/g (Worst-case extrapolation)
Penetration depth: 16.9 (15.5, 18.4) [mm]; Powerdrift: -0.00 dB
Date of test : 12/21/02
Test description : SGH-S307 with standard battery; headset 2; 15 mm distance
Mode : traffic
Channel : 190
Ambient temperature : 22.0°C
Liquid temperature : 21.3°C
SAR_tot [mW/g]
1.40E-1
1.26E-1
1.12E-1
9.80E-2
8.40E-2
7.00E-2
5.60E-2
4.20E-2
2.80E-2
1.40E-2
Zoom
Rotx
Roty
For Help, press F1

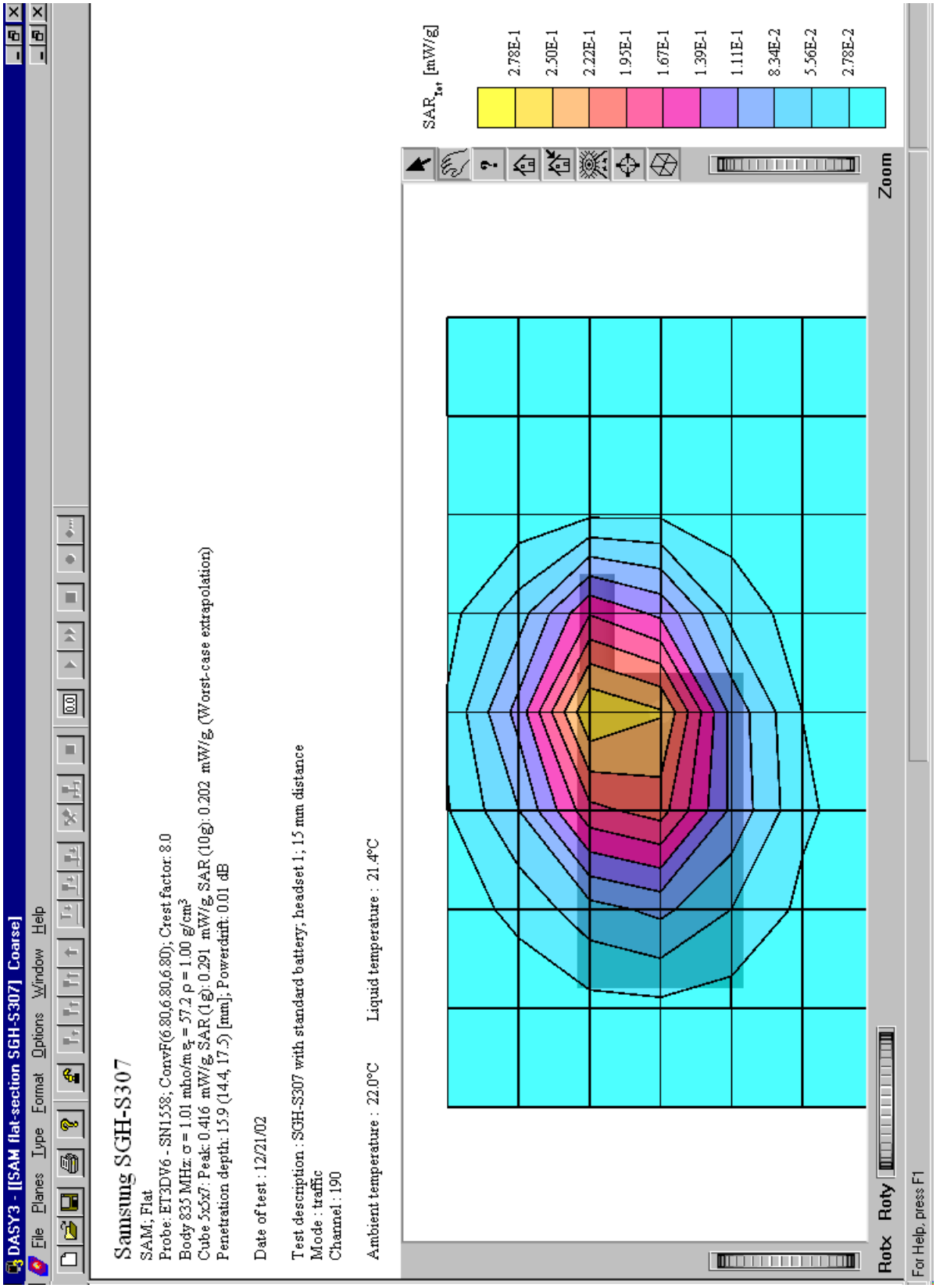
DASY3 - [[SAM flat-section SGH-S307] Coarse]
File Planes Type Format Options Window Help
Samsung SGH-S307
SAM; Flat
Probe: ET3DV6 - SN1558; ConvF(6.80,6.80,6.80); Crest factor: 8.0
Body 835 MHz: σ = 1.01 mho/m ε_r = 57.2 ρ = 1.00 g/cm³
Cube 5x5x7: Peak: 0.416 mW/g SAR (1g): 0.291 mW/g SAR (10g): 0.202 mW/g (Worst-case extrapolation)
Penetration depth: 15.9 (14.4, 17.5) [mm]; Powerdrift: 0.01 dB
Date of test : 12/21/02
Test description : SGH-S307 with standard battery; headset 1; 15 mm distance
Mode : traffic
Channel : 190
Ambient temperature : 22.0°C
Liquid temperature : 21.4°C
SAR_tot [mW/g]
2.78E-1
2.50E-1
2.22E-1
1.95E-1
1.67E-1
1.39E-1
1.11E-1
8.34E-2
5.56E-2
2.78E-2
Zoom
Rotx
Roty
For Help, press F1

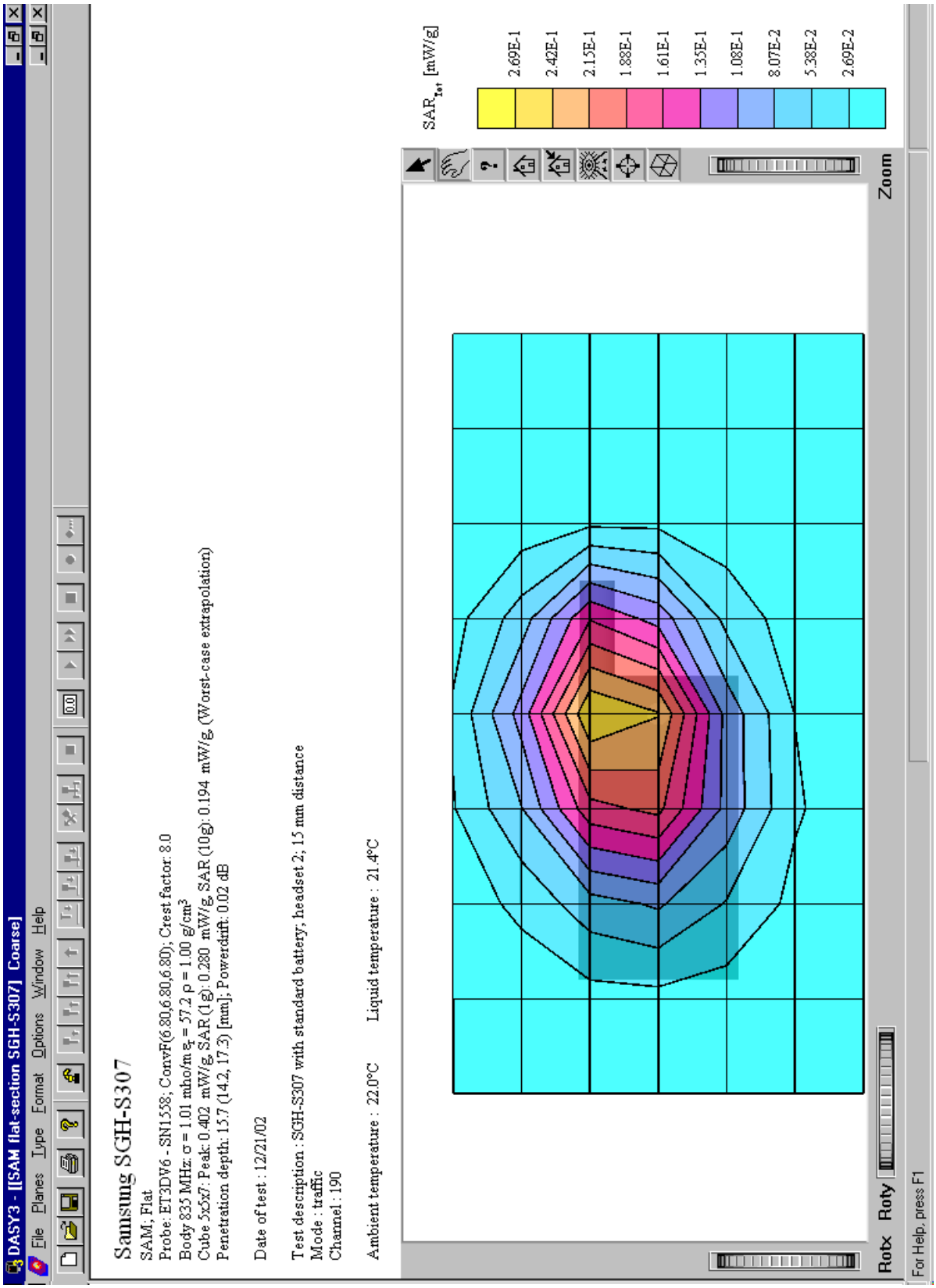
DASY3 - [ISAM flat-section SGH-S307] Coarse]
File Planes Type Format Options Window Help
Samsung SGH-S307
SAM; Flat
Probe: ET3DV6 - SN1558; ConvF(6.80,6.80,6.80); Crest factor: 8.0
Body 835 MHz: σ = 1.01 mho/m, ε = 57.2 ρ = 1.00 g/cm³
Cube 5x5x7: Peak: 0.402 mW/g, SAR (1g): 0.280 mW/g, SAR (10g): 0.194 mW/g (Worst-case extrapolation)
Penetration depth: 15.7 (14.2, 17.3) [mm]; Powerdrift: 0.02 dB
Date of test : 12/21/02
Test description : SGH-S307 with standard battery; headset 2; 15 mm distance
Mode : traffic
Channel : 190
Ambient temperature : 22.0°C
Liquid temperature : 21.4°C
SAR_tot [mW/g]
2.69E-1
2.42E-1
2.15E-1
1.88E-1
1.61E-1
1.35E-1
1.08E-1
8.07E-2
5.38E-2
2.69E-2
Zoom
Rotx
Roty
For Help, press F1

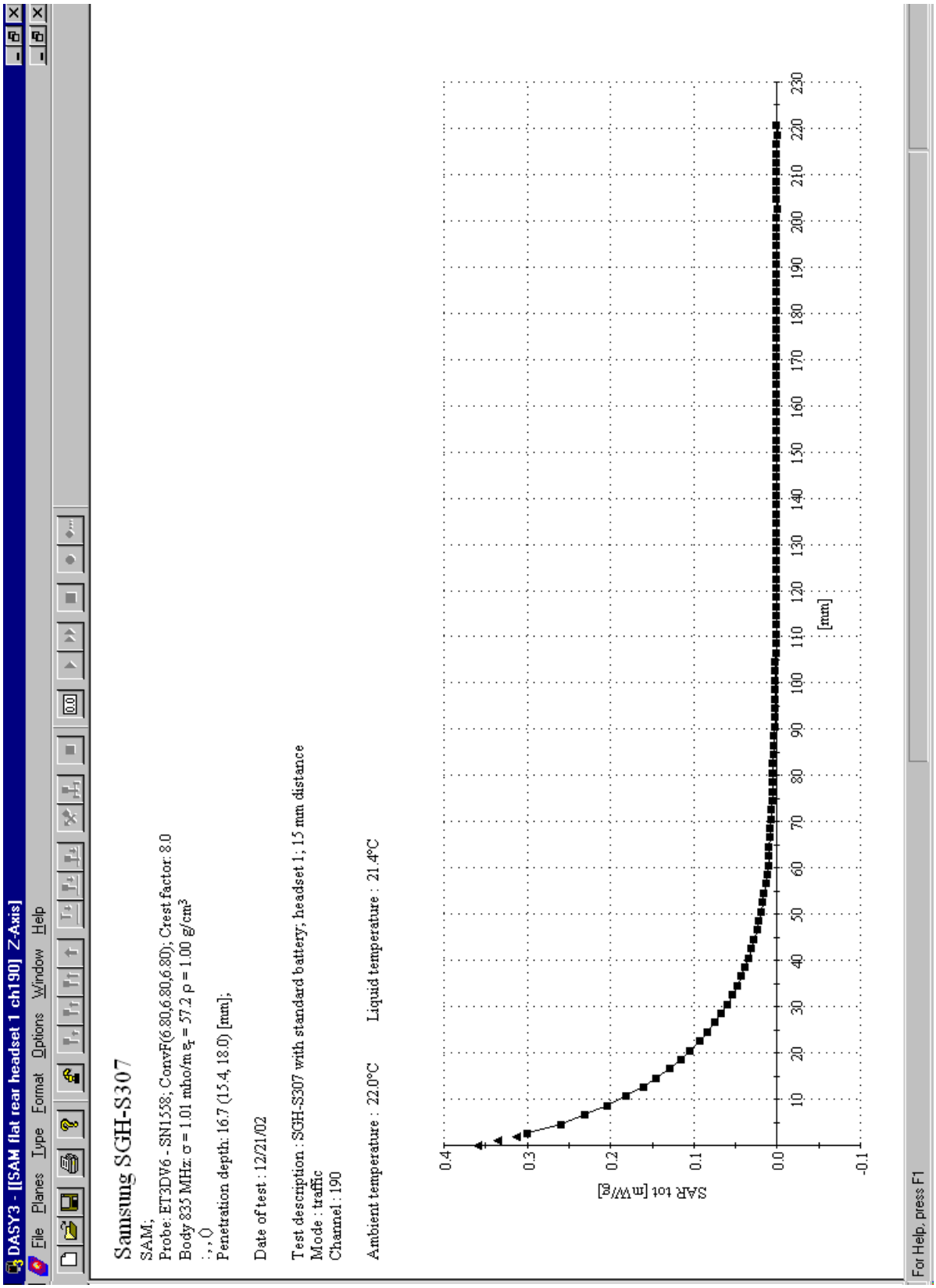
DASY3 - [[SAM flat rear headset 1 ch190] Z-Axis]
File Planes Type Format Options Window Help
Samsung SGH-S307
SAM;
Probe: ET3DV6 - SN1558; ConvF(6.80,6.80,6.80); Crest factor: 8.0
Body 835 MHz: σ = 1.01 mho/m εr = 57.2 ρ = 1.00 g/cm³
; ; ;
Penetration depth: 16.7 (15.4, 18.0) [mm];
Date of test : 12/21/02
Test description : SGH-S307 with standard battery; headset 1; 15 mm distance
Mode : traffic
Channel : 190
Ambient temperature : 22.0°C
Liquid temperature : 21.4°C
SAR tot [mW/g]
0.4
0.3
0.2
0.1
0.0
-0.1
10 20 30 40 50 60 70 80 90 100 110 120 130 140 150 160 170 180 190 200 210 220 230
[mm]
For Help, press F1

## Annex 2.2 standard battery 1900 MHz

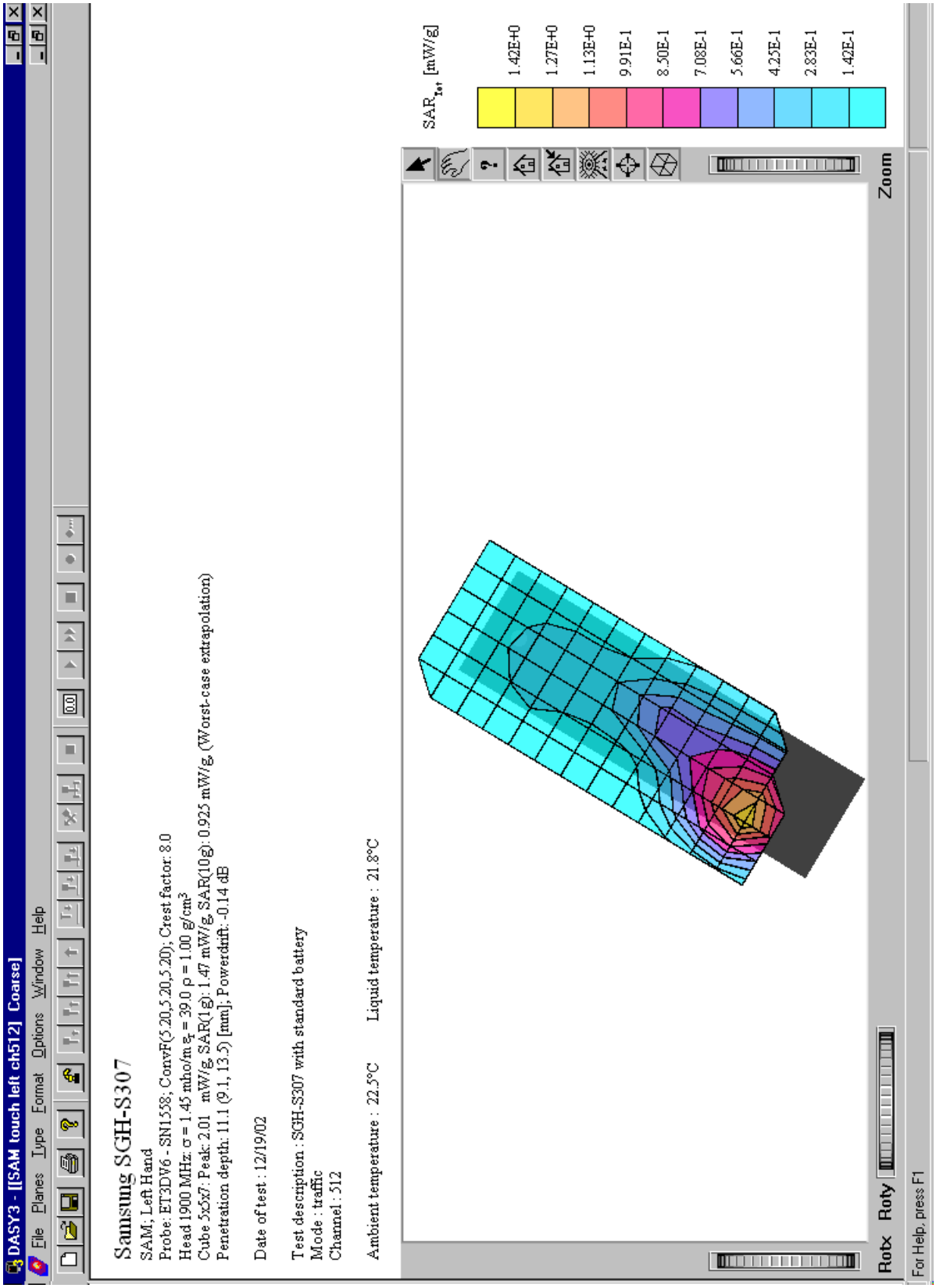

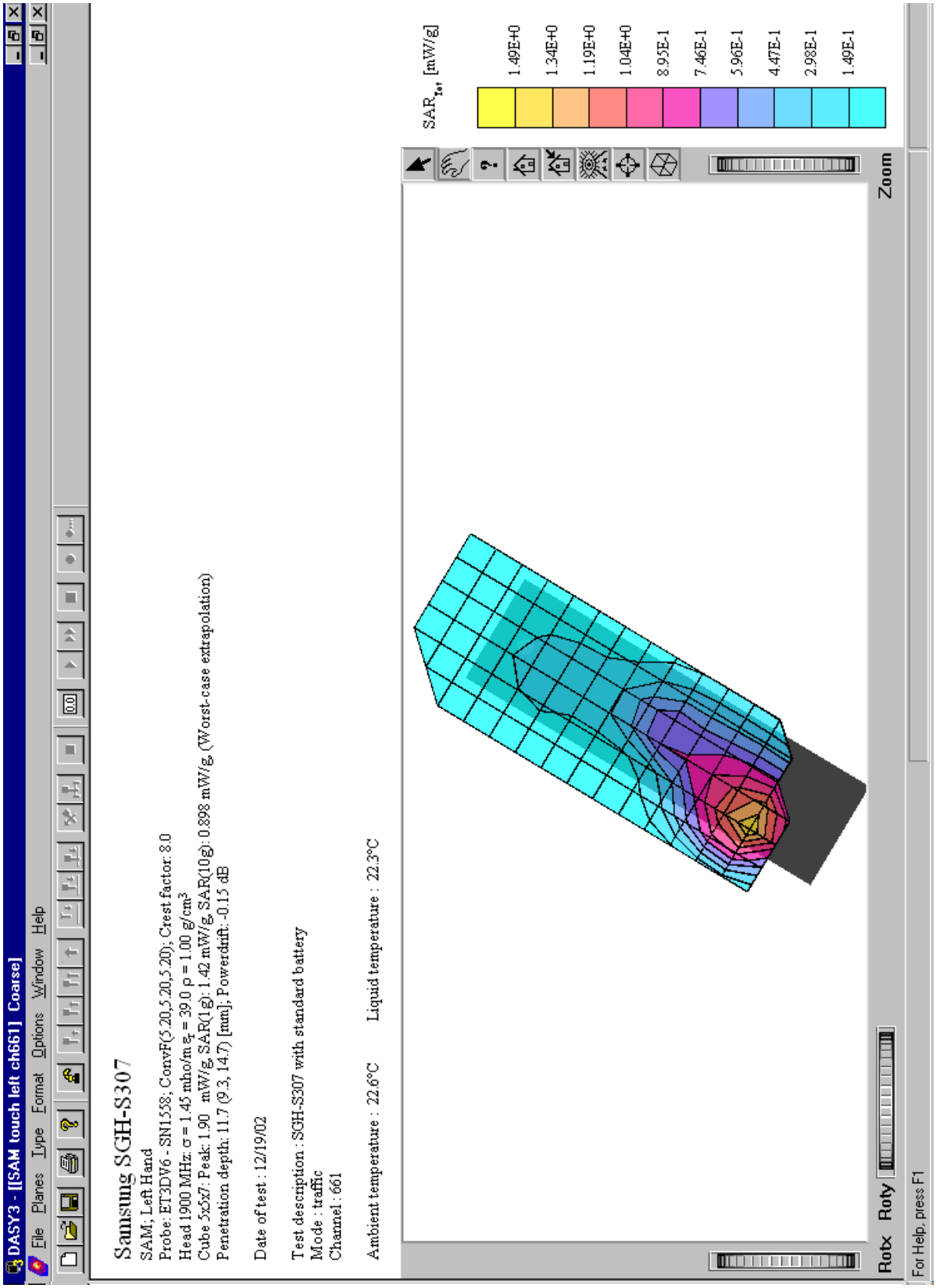
DASY3 - [ISAM touch left ch661] Coarse]
File Planes Type Format Options Window Help
Samsung SGH-S307
SAM; Left Hand
Probe: ET3DV6 - SN1558; ConvF(5.20,5.20,5.20); Crest factor: 8.0
Head 1900 MHz: σ = 1.45 mho/m, ε_r = 39.0 ρ = 1.00 g/cm³
Cube 5x5x7: Peak: 1.90 mW/g, SAR(1g): 1.42 mW/g, SAR(10g): 0.898 mW/g (Worst-case extrapolation)
Penetration depth: 11.7 (9.3, 14.7) [mm]; Powerdrift: -0.15 dB
Date of test : 12/19/02
Test description : SGH-S307 with standard battery
Mode : traffic
Channel : 661
Ambient temperature : 22.6°C
Liquid temperature : 22.3°C
SAR_tot [mW/g]
1.49E+0
1.34E+0
1.19E+0
1.04E+0
8.95E-1
7.46E-1
5.96E-1
4.47E-1
2.98E-1
1.49E-1
Zoom
Rotx
Roty
For Help, press F1

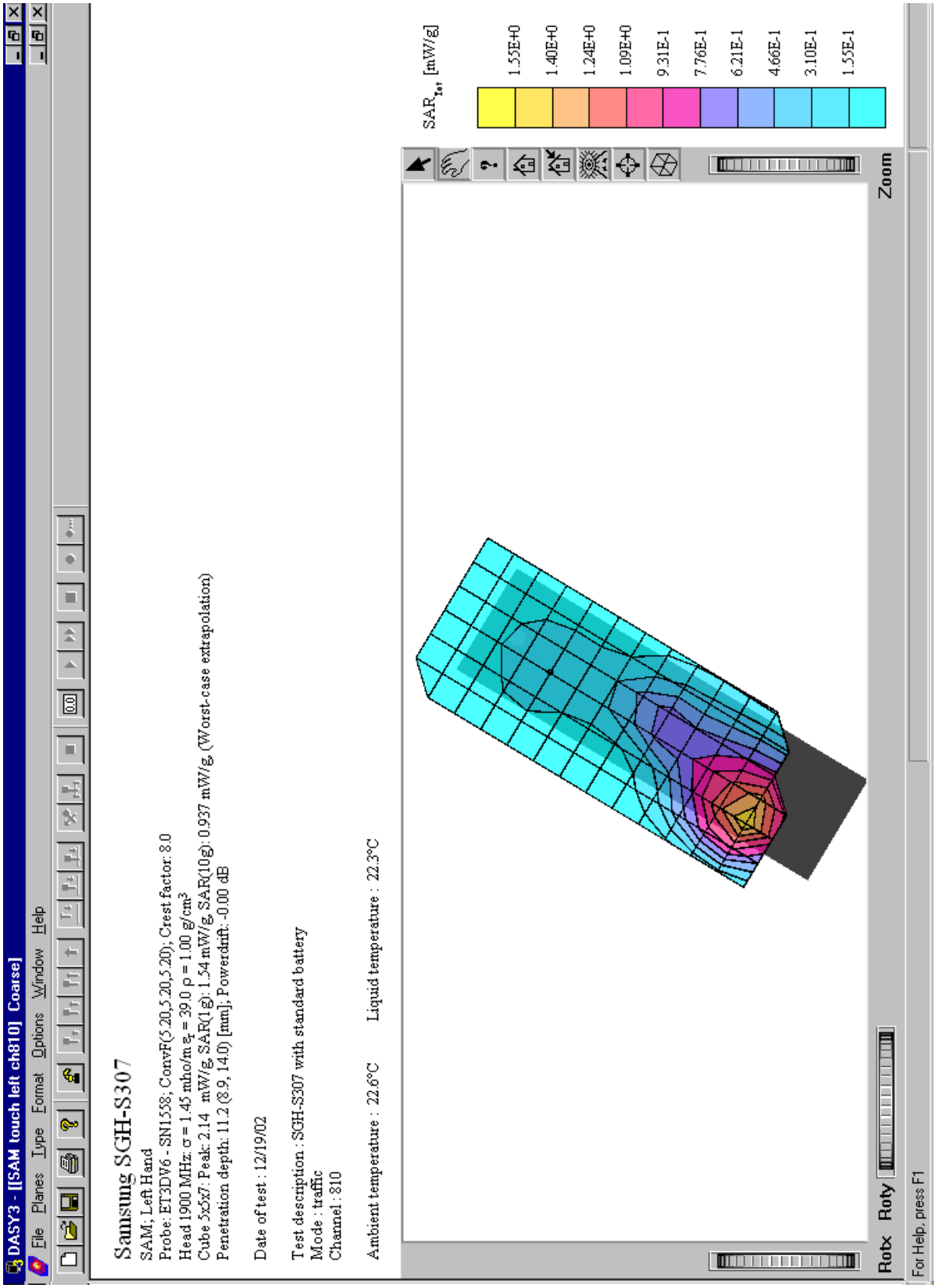
DASY3 - [[SAM touch left ch810] Coarse]
File Planes Type Format Options Window Help
Samsung SGH-S307
SAM; Left Hand
Probe: ET3DV6 - SN1558; ConvF(5.20,5.20,5.20); Crest factor: 8.0
Head 1900 MHz: σ = 1.45 mho/m, ε_r = 39.0, ρ = 1.00 g/cm³
Cube 5x5x7: Peak: 2.14 mW/g, SAR(1g): 1.54 mW/g, SAR(10g): 0.937 mW/g (Worst-case extrapolation)
Penetration depth: 11.2 (8.9, 14.0) [mm]; Powerdrift: -0.00 dB
Date of test : 12/19/02
Test description : SGH-S307 with standard battery
Mode : traffic
Channel : 810
Ambient temperature : 22.6°C
Liquid temperature : 22.3°C
SAR_tot [mW/g]
1.55E+0
1.40E+0
1.24E+0
1.09E+0
9.31E-1
7.76E-1
6.21E-1
4.66E-1
3.10E-1
1.55E-1
Zoom
Rotx
Roty
For Help, press F1

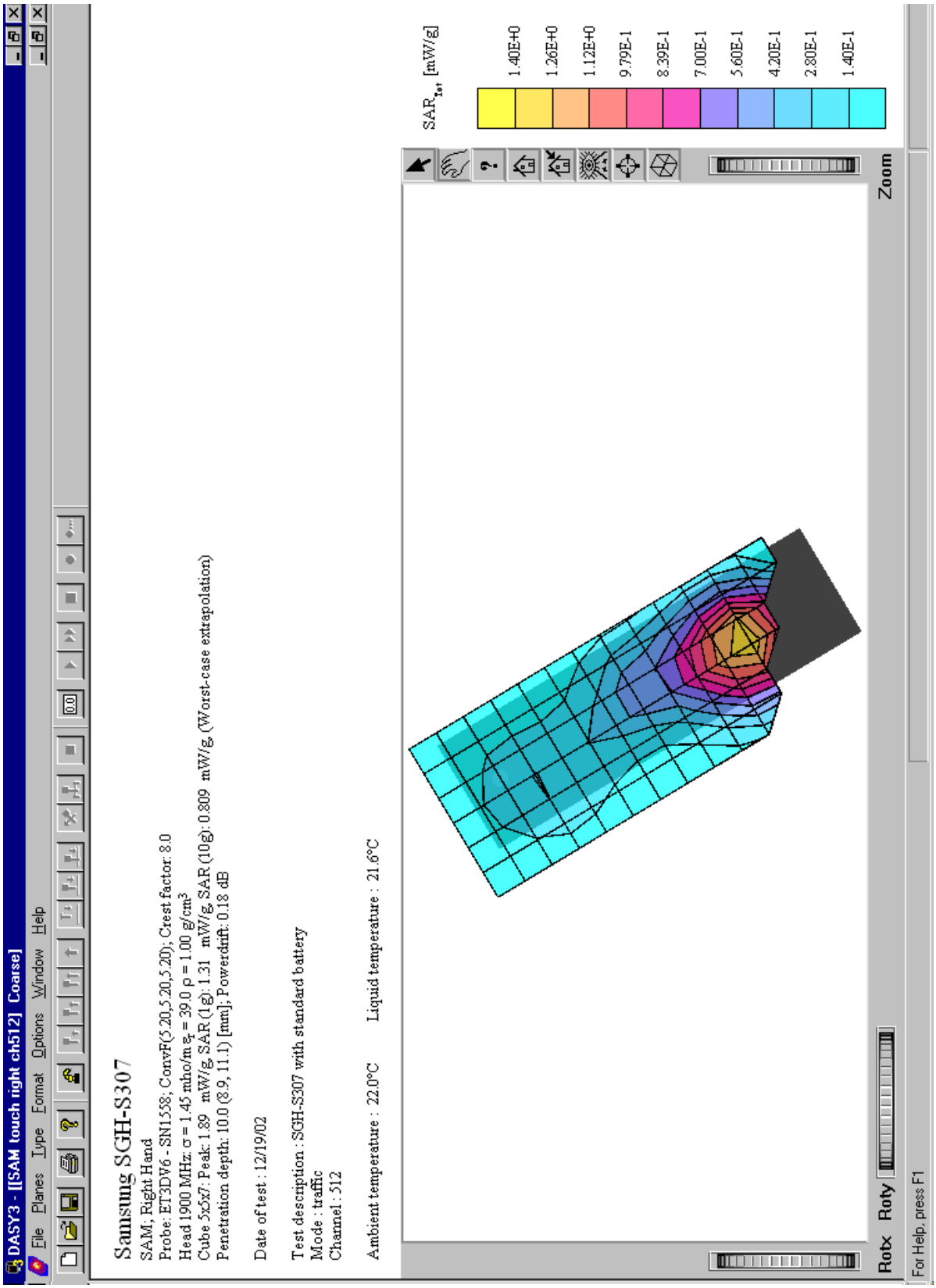
DASY3 - [ISAM touch right ch512] Coarse]
File Planes Type Format Options Window Help
Samsung SGH-S307
SAM; Right Hand
Probe: ET3DV6 - SN1558; ConvF(5.20,5.20,5.20); Crest factor: 8.0
Head 1900 MHz: σ = 1.45 mho/m, ε_r = 39.0 ρ = 1.00 g/cm³
Cube 5x5x7: Peak: 1.89 mW/g, SAR (1g): 1.31 mW/g, SAR (10g): 0.809 mW/g (Worst-case extrapolation)
Penetration depth: 10.0 (8.9, 11.1) [mm]; Powerdrift: 0.18 dB
Date of test : 12/19/02
Test description : SGH-S307 with standard battery
Mode : traffic
Channel : 512
Ambient temperature : 22.0°C Liquid temperature : 21.6°C
SAR_tot [mW/g]
1.40E+0
1.26E+0
1.12E+0
9.79E-1
8.39E-1
7.00E-1
5.60E-1
4.20E-1
2.80E-1
1.40E-1
Zoom
Rotx Roty
For Help, press F1

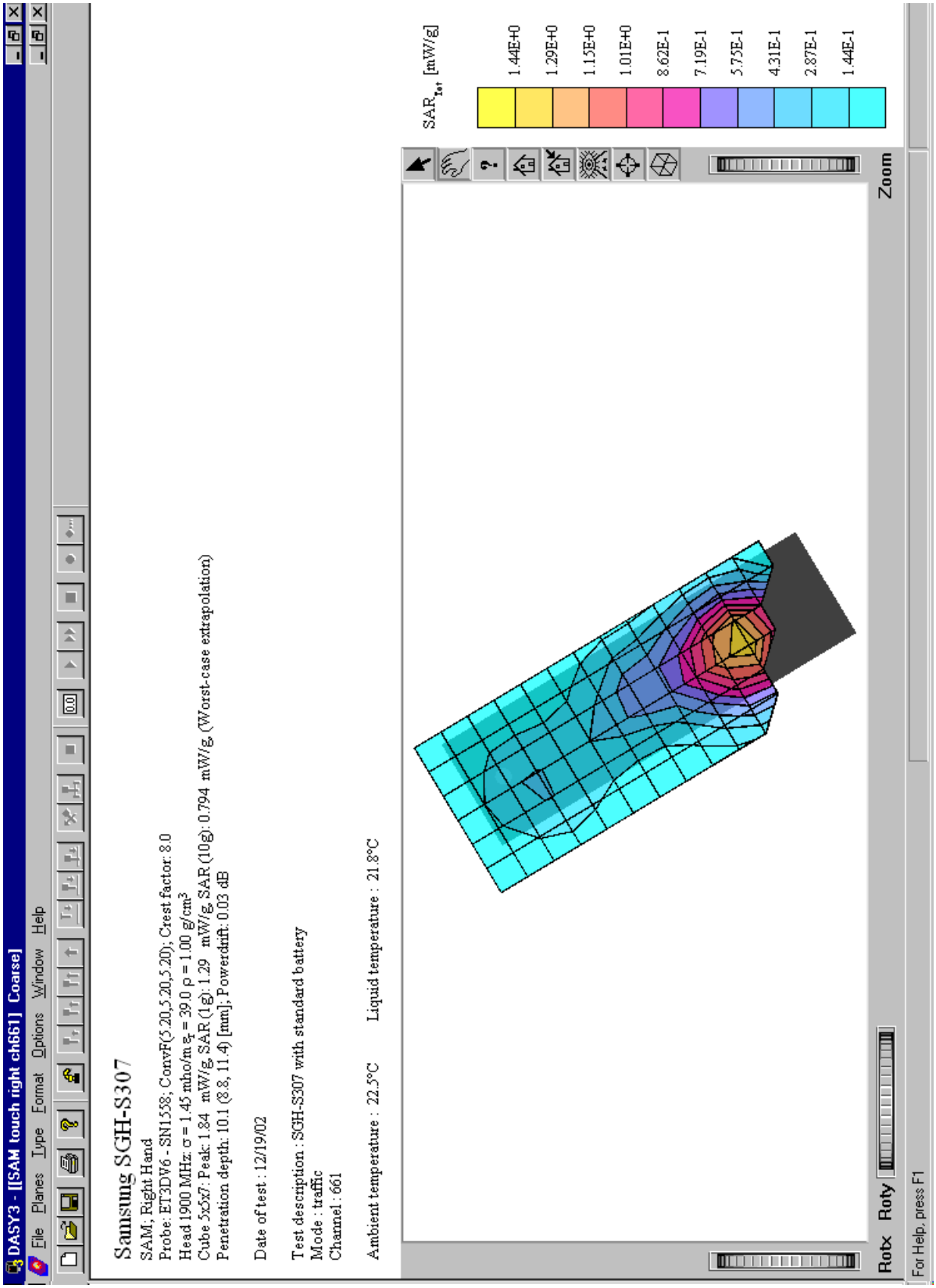
DASY3 - [[SAM touch right ch661] Coarse]
File Planes Type Format Options Window Help
Samsung SGH-S307
SAM; Right Hand
Probe: ET3DV6 - SN1558; ConvF(5.20,5.20,5.20); Crest factor: 8.0
Head 1900 MHz: σ = 1.45 mho/m, ε_r = 39.0 ρ = 1.00 g/cm³
Cube 5x5x7: Peak: 1.84 mW/g, SAR (1g): 1.29 mW/g, SAR (10g): 0.794 mW/g (Worst-case extrapolation)
Penetration depth: 10.1 (8.8, 11.4) [mm]; Powerdrift: 0.03 dB
Date of test : 12/19/02
Test description : SGH-S307 with standard battery
Mode : traffic
Channel : 661
Ambient temperature : 22.5°C
Liquid temperature : 21.8°C
SAR_tot [mW/g]
1.44E+0
1.29E+0
1.15E+0
1.01E+0
8.62E-1
7.19E-1
5.75E-1
4.31E-1
2.87E-1
1.44E-1
Zoom
Rotx
Roty
For Help, press F1

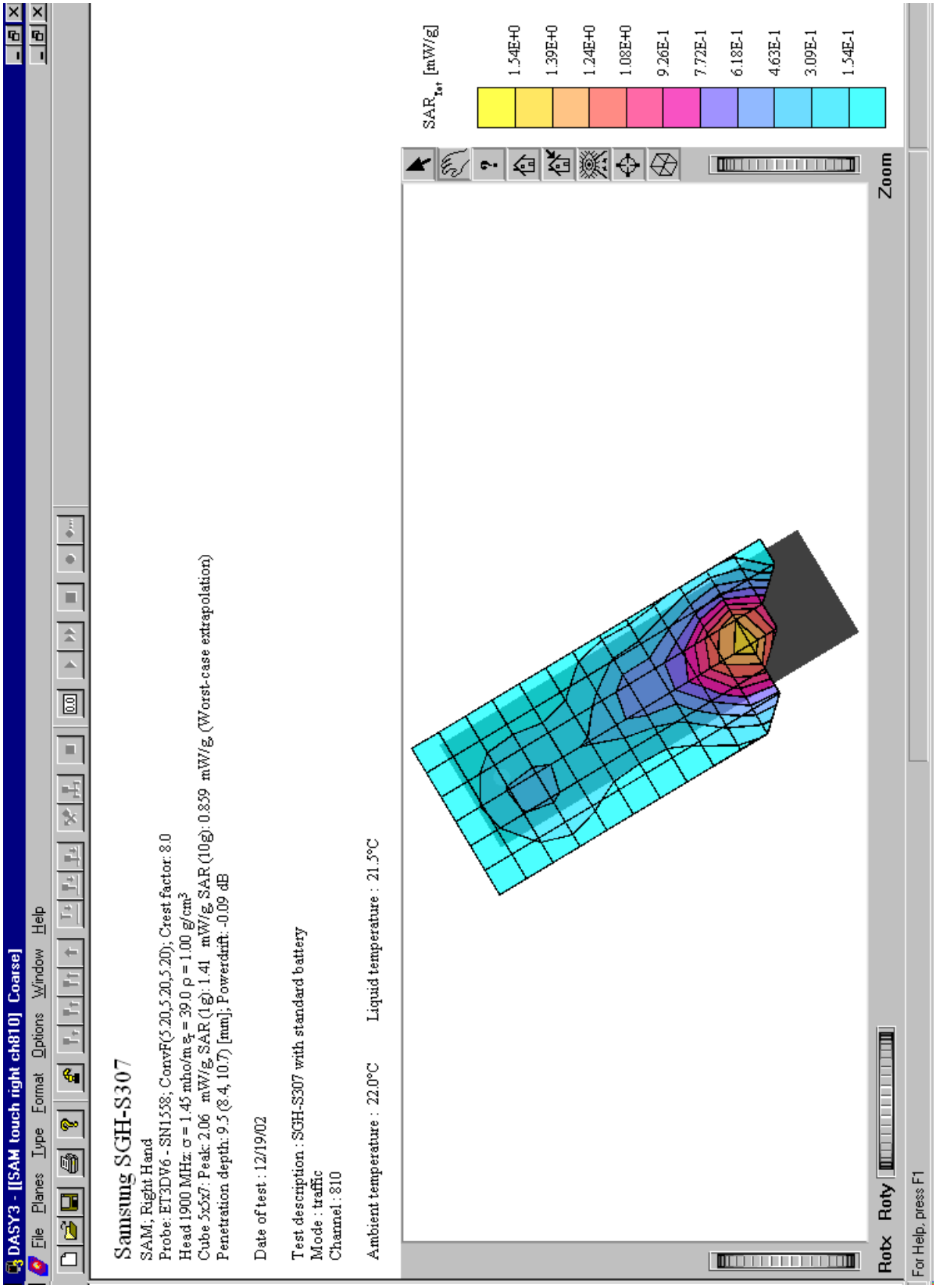
DASY3 - [[SAM touch right ch810] Coarse]
File Planes Type Format Options Window Help
Samsung SGH-S307
SAM; Right Hand
Probe: ET3DV6 - SN1558; ConvF(5.20,5.20,5.20); Crest factor: 8.0
Head 1900 MHz: σ = 1.45 mho/m, ε_r = 39.0, ρ = 1.00 g/cm³
Cube 5x5x7: Peak: 2.06 mW/g, SAR (1g): 1.41 mW/g, SAR (10g): 0.859 mW/g (Worst-case extrapolation)
Penetration depth: 9.5 (8.4, 10.7) [mm]; Powerdrift: -0.09 dB
Date of test : 12/19/02
Test description : SGH-S307 with standard battery
Mode : traffic
Channel : 810
Ambient temperature : 22.0°C
Liquid temperature : 21.5°C
SAR_tot [mW/g]
1.54E+0
1.39E+0
1.24E+0
1.08E+0
9.26E-1
7.72E-1
6.18E-1
4.63E-1
3.09E-1
1.54E-1
Zoom
Rotx
Roty
For Help, press F1

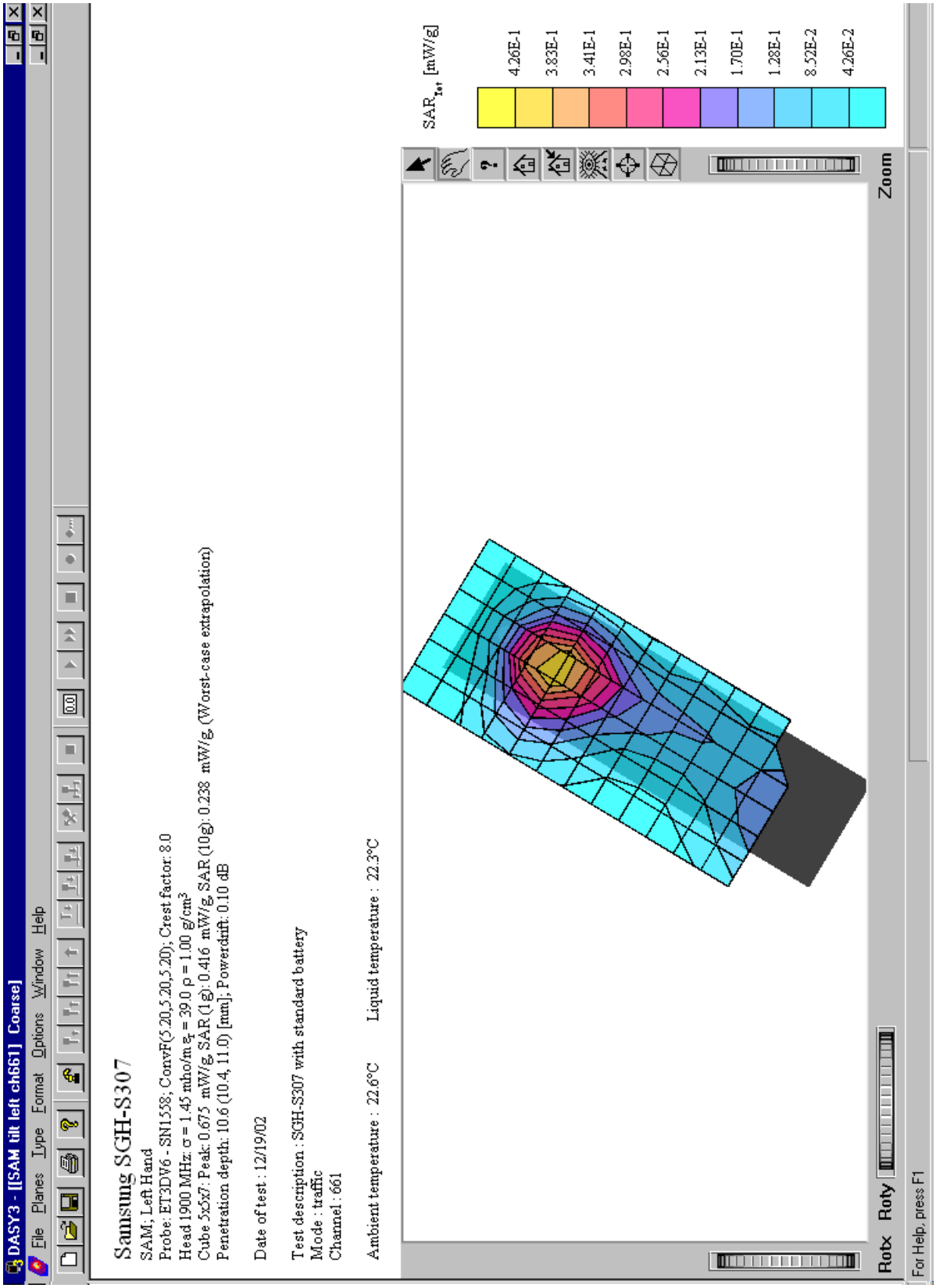
DASY3 - [[SAM tilt left ch661] Coarse]
File Planes Type Format Options Window Help
Samsung SGH-S307
SAM; Left Hand
Probe: ET3DV6 - SN1558; ConvF(5.20,5.20,5.20); Crest factor: 8.0
Head 1900 MHz: σ = 1.45 mho/m, ρ = 1.00 g/cm³
Cube 5x5x7: Peak: 0.675 mW/g, SAR (1g): 0.416 mW/g, SAR (10g): 0.238 mW/g (Worst-case extrapolation)
Penetration depth: 10.6 (10.4, 11.0) [mm]; Powerdrift: 0.10 dB
Date of test : 12/19/02
Test description : SGH-S307 with standard battery
Mode : traffic
Channel : 661
Ambient temperature : 22.6°C
Liquid temperature : 22.3°C
SAR_tot [mW/g]
4.26E-1
3.83E-1
3.41E-1
2.98E-1
2.56E-1
2.13E-1
1.70E-1
1.28E-1
8.52E-2
4.26E-2
Zoom
Rotx
Roty
For Help, press F1

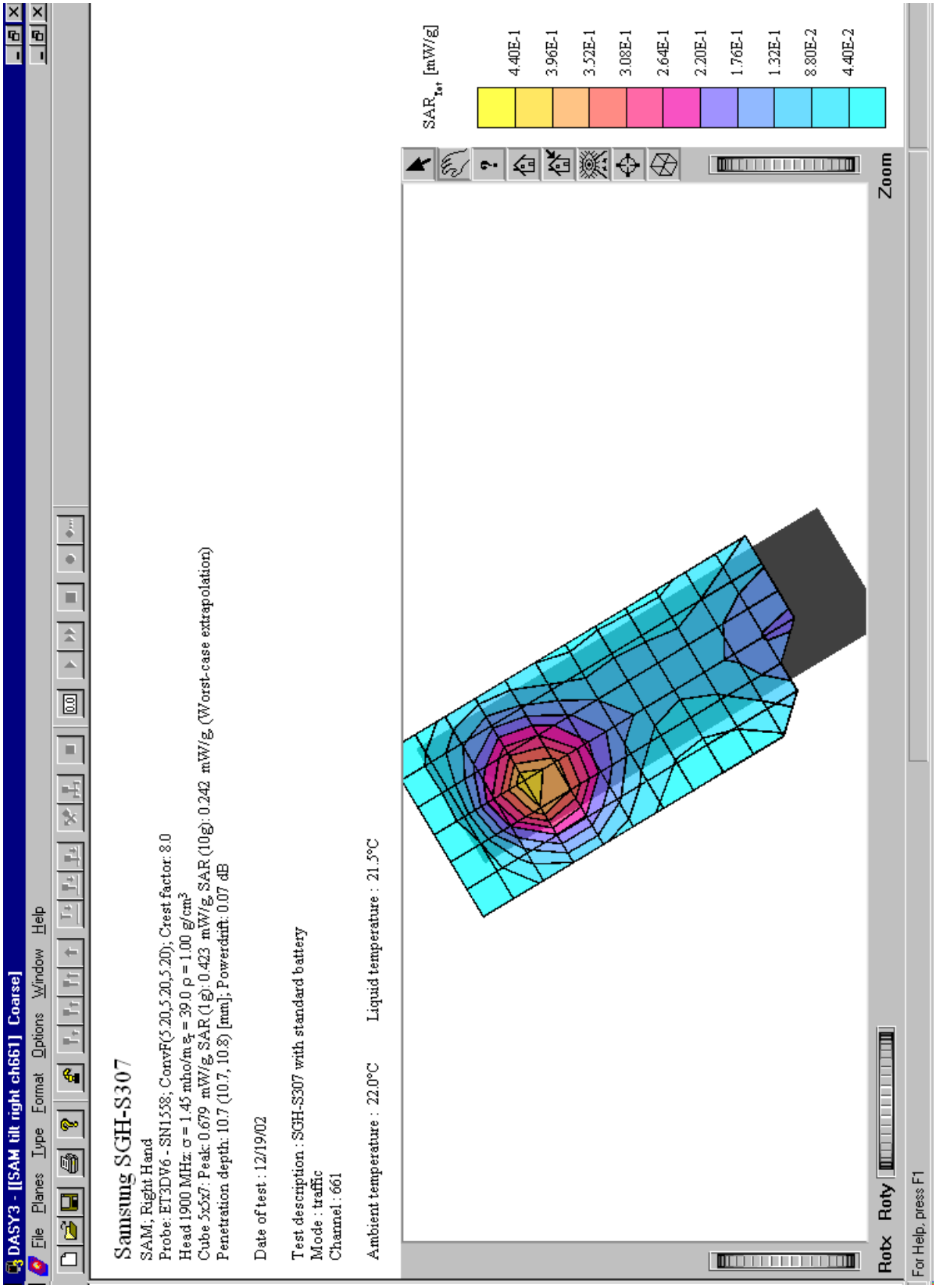
DASY3 - [[SAM tilt right ch661] Coarse]
File Planes Type Format Options Window Help
Samsung SGH-S307
SAM; Right Hand
Probe: ET3DV6 - SN1538; ConvF(5.20,5.20,5.20); Crest factor: 8.0
Head 1900 MHz: σ = 1.45 mho/m ρ = 1.00 g/cm³
Cube 5x5x7: Peak: 0.679 mW/g SAR (1g): 0.423 mW/g SAR (10g): 0.242 mW/g (Worst-case extrapolation)
Penetration depth: 10.7 (10.7, 10.8) [mm]; Powerdrift: 0.07 dB
Date of test : 12/19/02
Test description : SGH-S307 with standard battery
Mode : traffic
Channel : 661
Ambient temperature : 22.0°C
Liquid temperature : 21.5°C
SAR [mW/g]
4.40E-1
3.96E-1
3.52E-1
3.08E-1
2.64E-1
2.20E-1
1.76E-1
1.32E-1
8.80E-2
4.40E-2
Zoom
Rotx
Roty
For Help, press F1

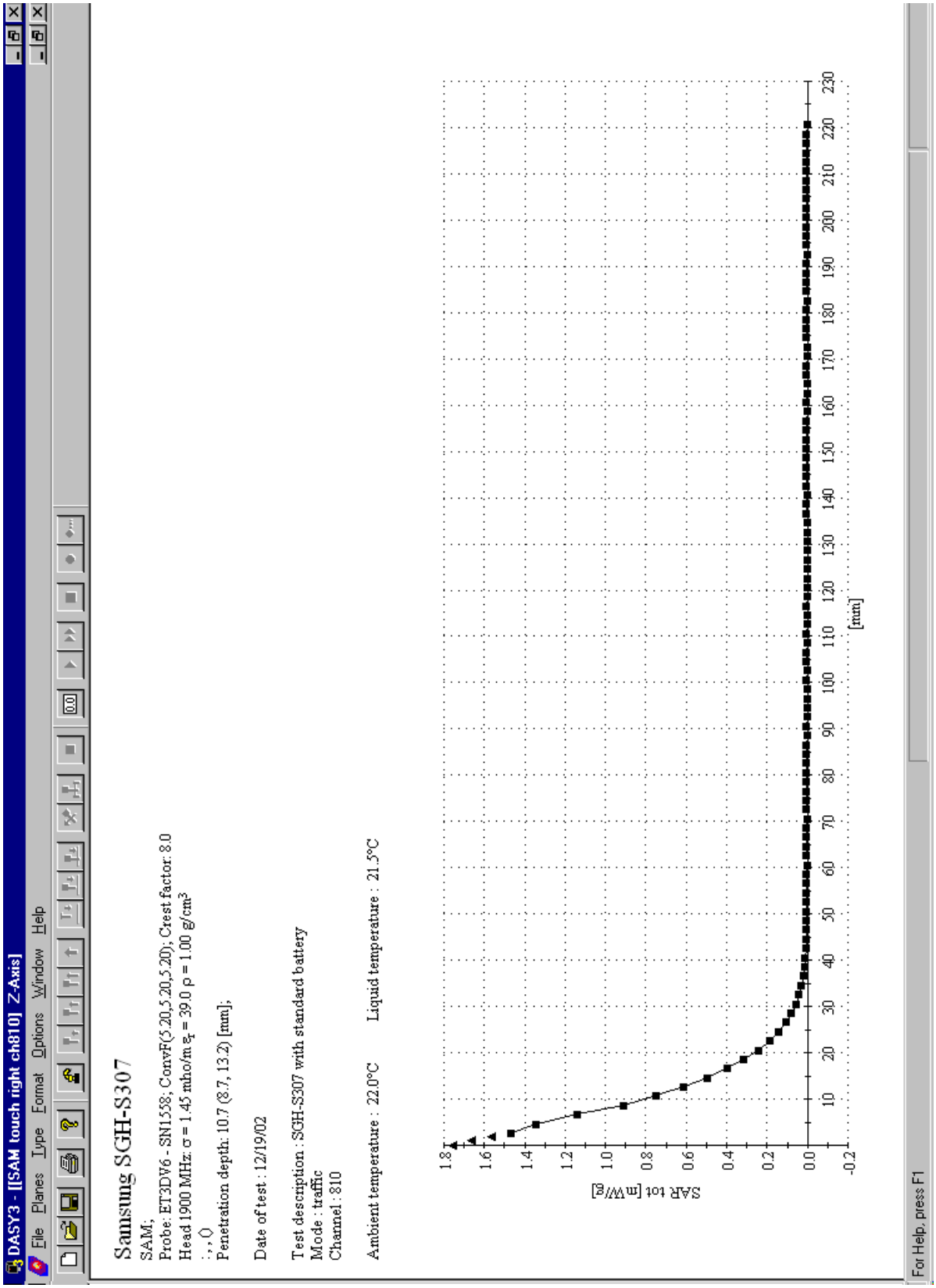
DASY3 - [[SAM touch right ch810] Z-Axis]
File Planes Type Format Options Window Help
Samsung SGH-S307
SAM;
Probe: ET3DV6 - SN1558; ConvF(5.20,5.20,5.20); Crest factor: 8.0
Head 1900 MHz: σ = 1.45 mho/m εr = 39.0 ρ = 1.00 g/cm3
; ; ()
Penetration depth: 10.7 (8.7, 13.2) [mm];
Date of test : 12/19/02
Test description : SGH-S307 with standard battery
Mode : traffic
Channel : 810
Ambient temperature : 22.0°C
Liquid temperature : 21.5°C
SAR tot [mW/g]
1.8
1.6
1.4
1.2
1.0
0.8
0.6
0.4
0.2
0.0
-0.2
10 20 30 40 50 60 70 80 90 100 110 120 130 140 150 160 170 180 190 200 210 220 230
[mm]
For Help, press F1

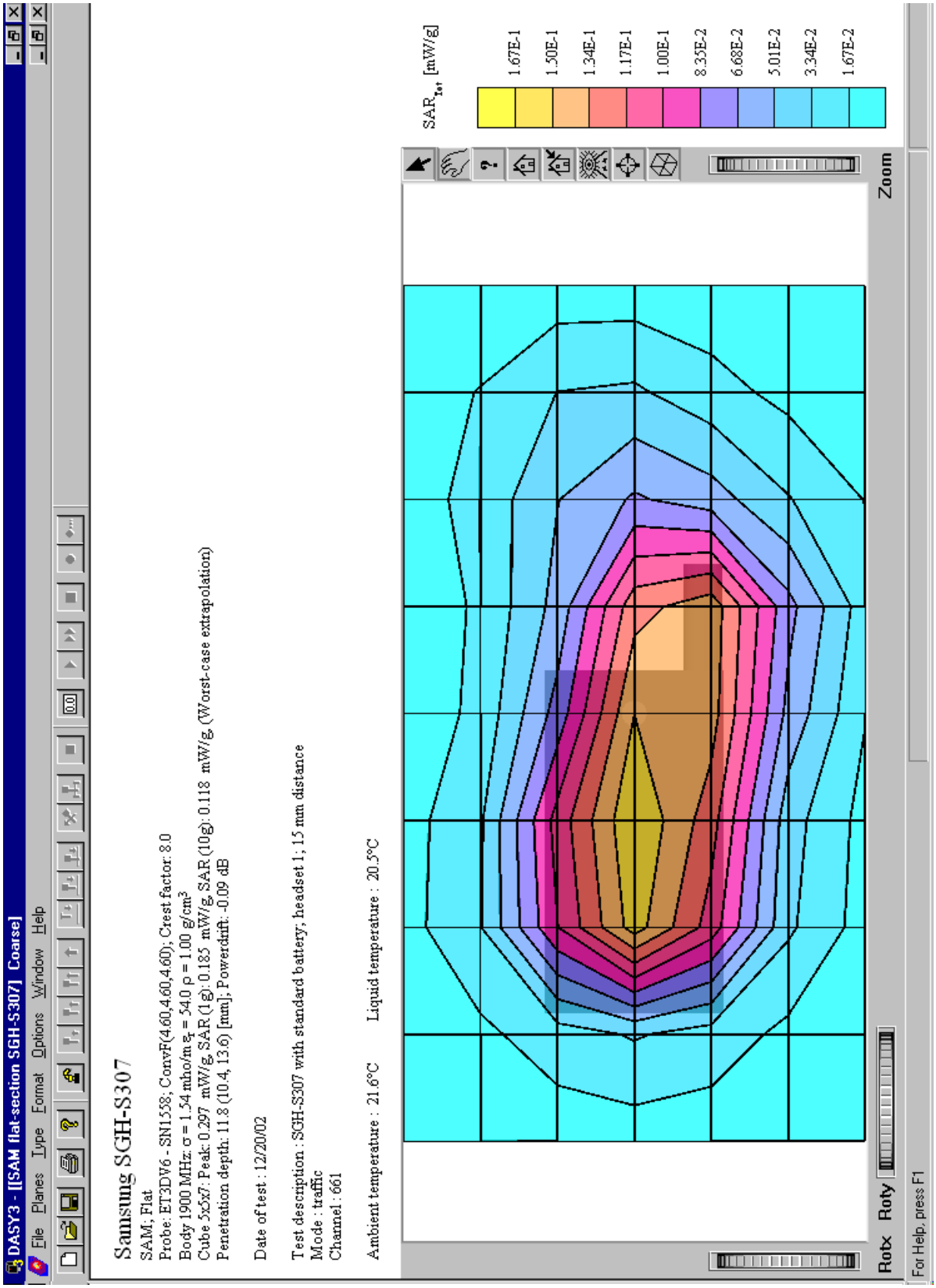
DASY3 - [ISAM flat-section SGH-S307] Coarse]
File Planes Type Format Options Window Help
Samsung SGH-S307
SAM; Flat
Probe: ET3DV6 - SN1558; ConvF(4.60,4.60,4.60); Crest factor: 8.0
Body 1900 MHz: σ = 1.54 mho/m ε_r = 54.0 ρ = 1.00 g/cm³
Cube 5x5x7: Peak: 0.297 mW/g SAR (1g): 0.185 mW/g SAR (10g): 0.118 mW/g (Worst-case extrapolation)
Penetration depth: 11.8 (10.4, 13.6) [mm]; Powerdrift: -0.09 dB
Date of test : 12/20/02
Test description : SGH-S307 with standard battery; headset 1; 15 mm distance
Mode : traffic
Channel : 661
Ambient temperature : 21.6°C
Liquid temperature : 20.5°C
SAR_tot [mW/g]
1.67E-1
1.50E-1
1.34E-1
1.17E-1
1.00E-1
8.33E-2
6.68E-2
5.01E-2
3.34E-2
1.67E-2
Zoom
Rotx
Roty
For Help, press F1

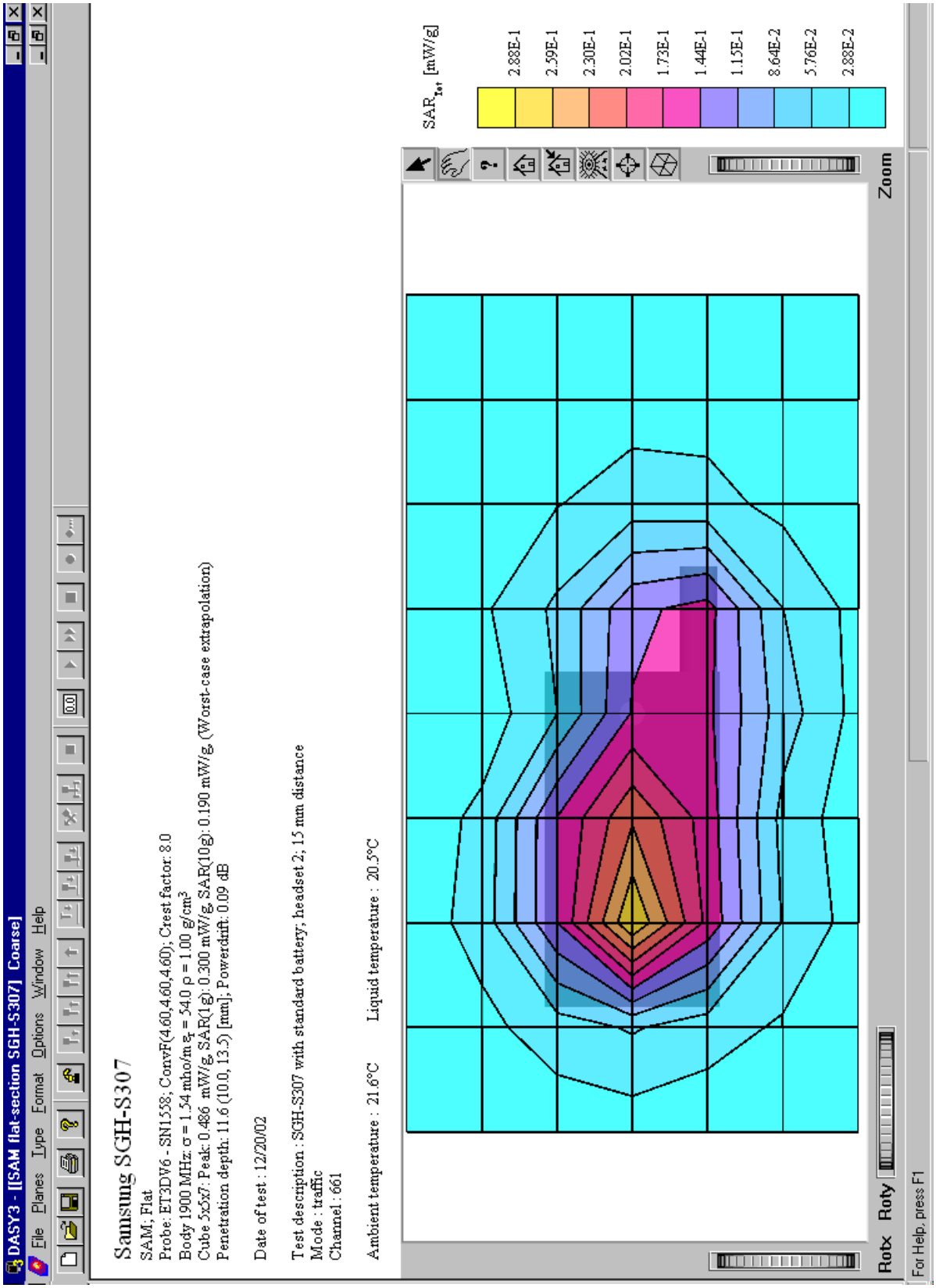
DASY3 - [ISAM flat-section SGH-S307] Coarse]
File Planes Type Format Options Window Help
Samsung SGH-S307
SAM; Flat
Probe: ET3DV6 - SN1538; ConvF(4.60,4.60,4.60); Crest factor: 8.0
Body 1900 MHz: σ = 1.34 mho/m ε_r = 54.0 ρ = 1.00 g/cm³
Cube 5x5x7: Peak: 0.486 mW/g, SAR(1g): 0.300 mW/g, SAR(10g): 0.190 mW/g (Worst-case extrapolation)
Penetration depth: 11.6 (10.0, 13.5) [mm]; Powerdrift: 0.09 dB
Date of test : 12/20/02
Test description : SGH-S307 with standard battery; headset 2; 15 mm distance
Mode : traffic
Channel : 661
Ambient temperature : 21.6°C
Liquid temperature : 20.5°C
SAR_tot [mW/g]
2.88E-1
2.59E-1
2.30E-1
2.02E-1
1.73E-1
1.44E-1
1.15E-1
8.64E-2
5.76E-2
2.88E-2
Zoom
Rotx
Roty
For Help, press F1

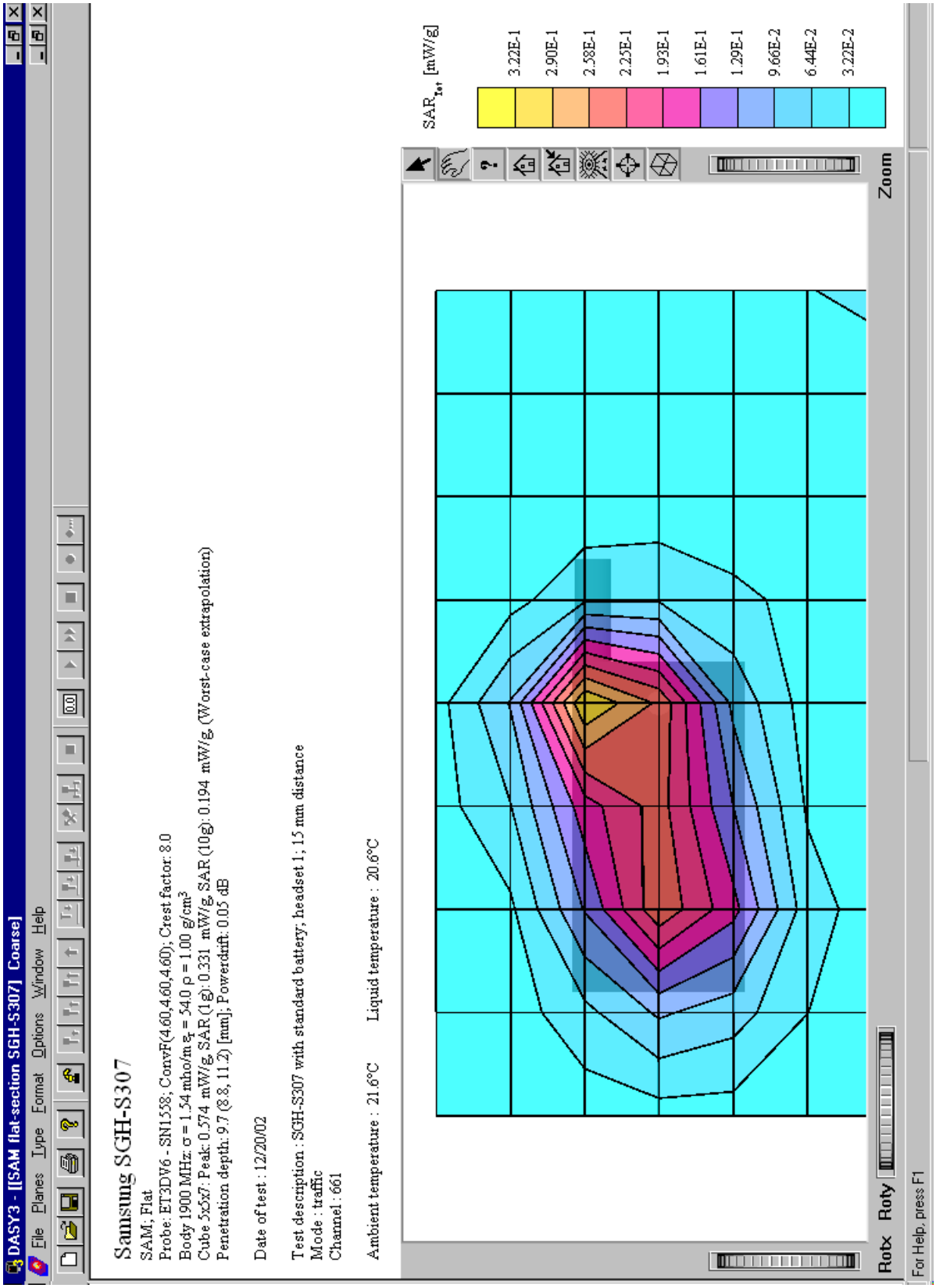
DASY3 - [[SAM flat-section SGH-S307] Coarse]
File Planes Type Format Options Window Help
Samsung SGH-S307
SAM; Flat
Probe: ET3DV6 - SN1558; ConvF(4.60,4.60,4.60); Crest factor: 8.0
Body 1900 MHz: σ = 1.34 mho/m ε_r = 54.0 ρ = 1.00 g/cm³
Cube 5x5x7: Peak: 0.574 mW/g SAR (1g): 0.331 mW/g SAR (10g): 0.194 mW/g (Worst-case extrapolation)
Penetration depth: 9.7 (8.8, 11.2) [mm]; Powerdrift: 0.05 dB
Date of test : 12/20/02
Test description : SGH-S307 with standard battery; headset 1; 15 mm distance
Mode : traffic
Channel : 661
Ambient temperature : 21.6°C
Liquid temperature : 20.6°C
SAR_tot [mW/g]
3.22E-1
2.90E-1
2.58E-1
2.25E-1
1.93E-1
1.61E-1
1.29E-1
9.66E-2
6.44E-2
3.22E-2
Zoom
Rotx
Roty
For Help, press F1

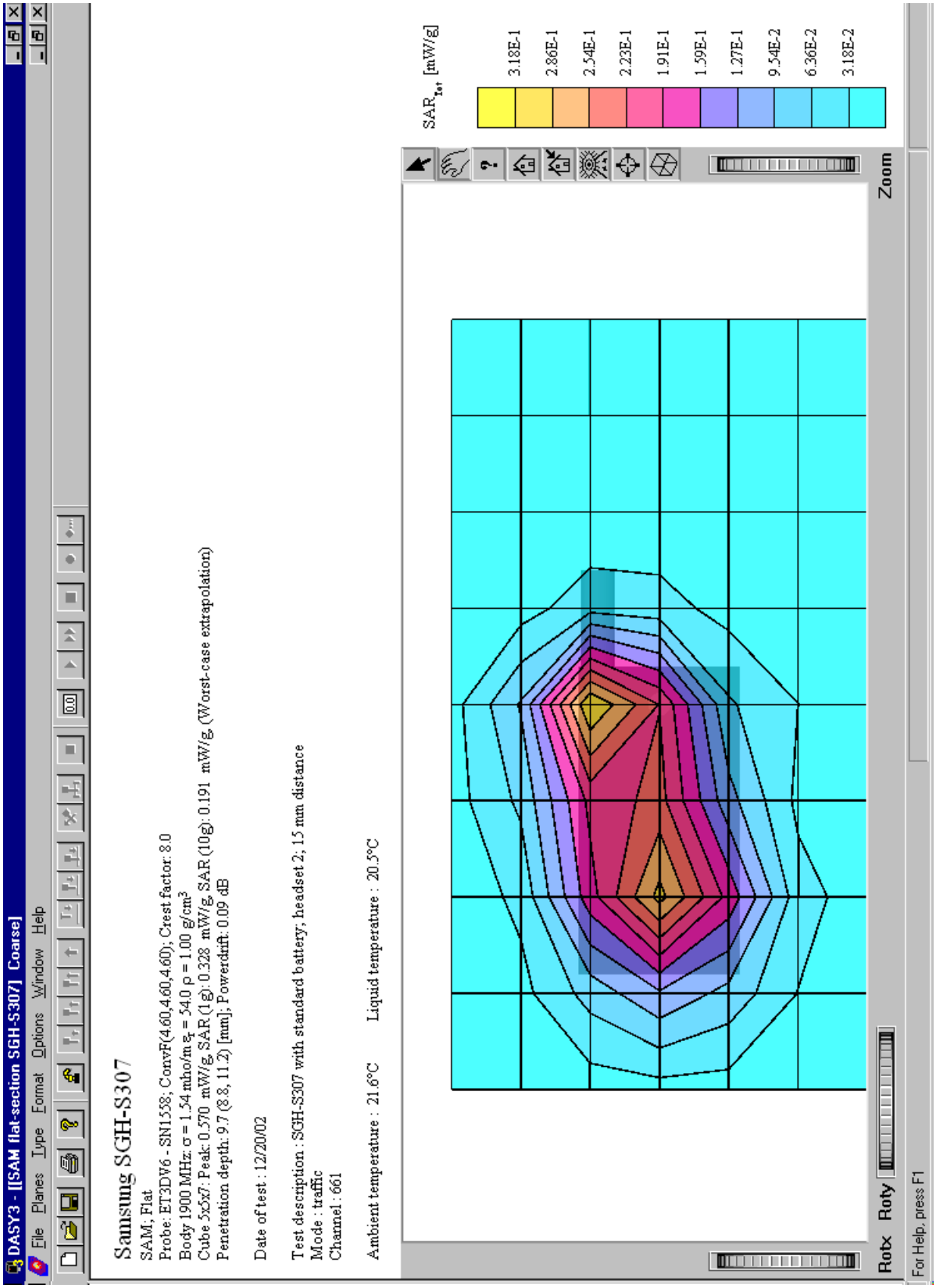
DASY3 - [ISAM flat-section SGH-S307] Coarse]
File Planes Type Format Options Window Help
Samsung SGH-S307
SAM; Flat
Probe: ET3DV6 - SN1558; ConvF(4.60,4.60,4.60); Crest factor: 8.0
Body 1900 MHz: σ = 1.54 mho/m ε_r = 54.0 ρ = 1.00 g/cm³
Cube 5x5x7: Peak: 0.570 mW/g SAR (1g): 0.328 mW/g SAR (10g): 0.191 mW/g (Worst-case extrapolation)
Penetration depth: 9.7 (8.8, 11.2) [mm]; Powerdrift: 0.09 dB
Date of test : 12/20/02
Test description : SGH-S307 with standard battery; headset 2; 15 mm distance
Mode : traffic
Channel : 661
Ambient temperature : 21.6°C
Liquid temperature : 20.5°C
SAR_tot [mW/g]
3.18E-1
2.86E-1
2.54E-1
2.23E-1
1.91E-1
1.59E-1
1.27E-1
9.54E-2
6.36E-2
3.18E-2
Zoom
Rotx
Roty
For Help, press F1


DASY3 - [[DASY31] Cube 5x5x7]
File Planes Type Format Options Window Help
Samsung SGH-S307
SAM; Flat
Probe: ET3DV6 - SN1558; ConvF(4.60,4.60,4.60); Crest factor: 8.0
Body 1900 MHz: σ = 1.34 mho/m ε_r = 54.0 ρ = 1.00 g/cm³
Cube 5x5x7: Peak: 0.482 mW/g, SAR(1g): 0.299 mW/g, SAR(10g): 0.188 mW/g (Worst-case extrapolation)
Penetration depth: 11.7 (10.1, 13.8) [mm]; Powerdrift: 0.09 dB
Date of test : 12/20/02
Test description : SGH-S307 with standard battery; headset 2; 15 mm distance
second cube
Mode : traffic
Channel : 661
Ambient temperature : 21.6°C
Liquid temperature : 20.5°C
SAR_1g [mW/g]
4.83E-1
4.35E-1
3.86E-1
3.38E-1
2.90E-1
2.41E-1
1.93E-1
1.45E-1
9.66E-2
4.83E-2
Zoom
Rotx Roty
For Help, press F1

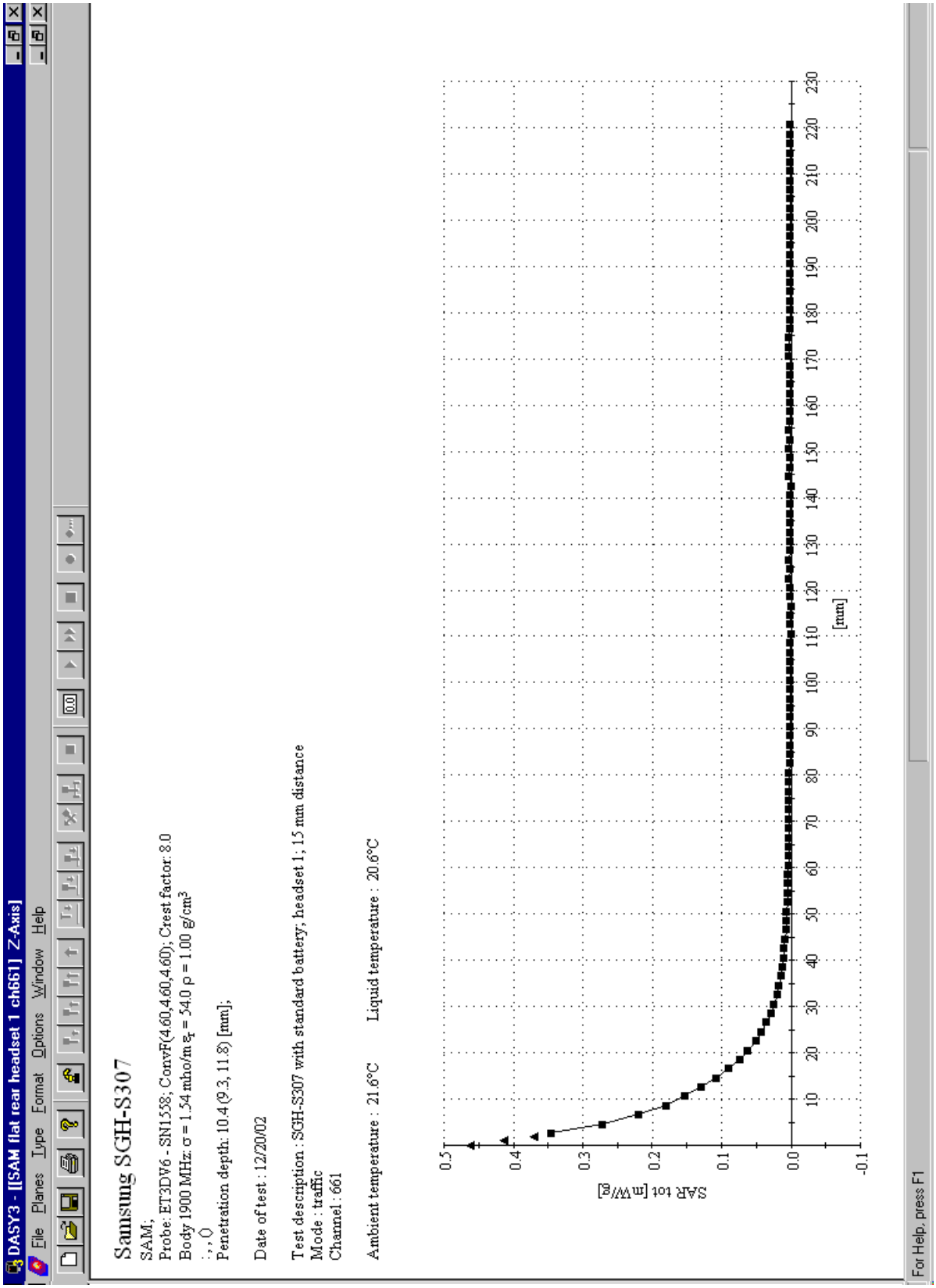
DASY3 - [[SAM flat rear headset 1 ch661] Z-Axis]
File Planes Type Format Options Window Help
Samsung SGH-S307
SAM;
Probe: ET3DV6 - SN1538; ConvF(4.60,4.60,4.60); Crest factor: 8.0
Body 1900 MHz: σ = 1.34 mho/m ε_r = 54.0 ρ = 1.00 g/cm³
; ; ;
Penetration depth: 10.4 (9.3, 11.8) [mm];
Date of test : 12/20/02
Test description : SGH-S307 with standard battery; headset 1; 15 mm distance
Mode : traffic
Channel : 661
Ambient temperature : 21.6°C
Liquid temperature : 20.6°C
SAR tot [mW/g]
0.5
0.4
0.3
0.2
0.1
0.0
-0.1
10 20 30 40 50 60 70 80 90 100 110 120 130 140 150 160 170 180 190 200 210 220 230
[mm]
For Help, press F1

## Annex 2.3 slim battery 850 MHz

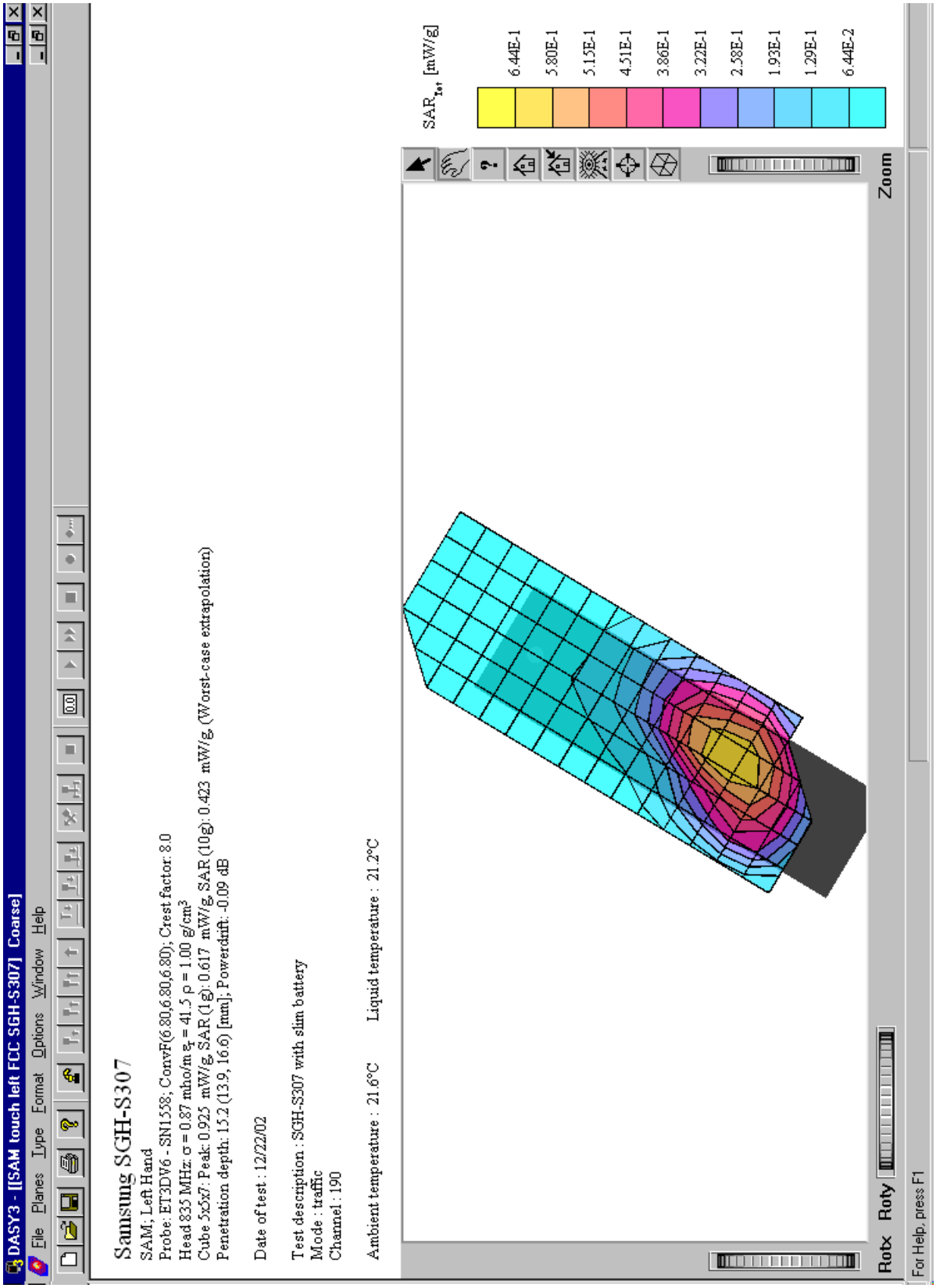

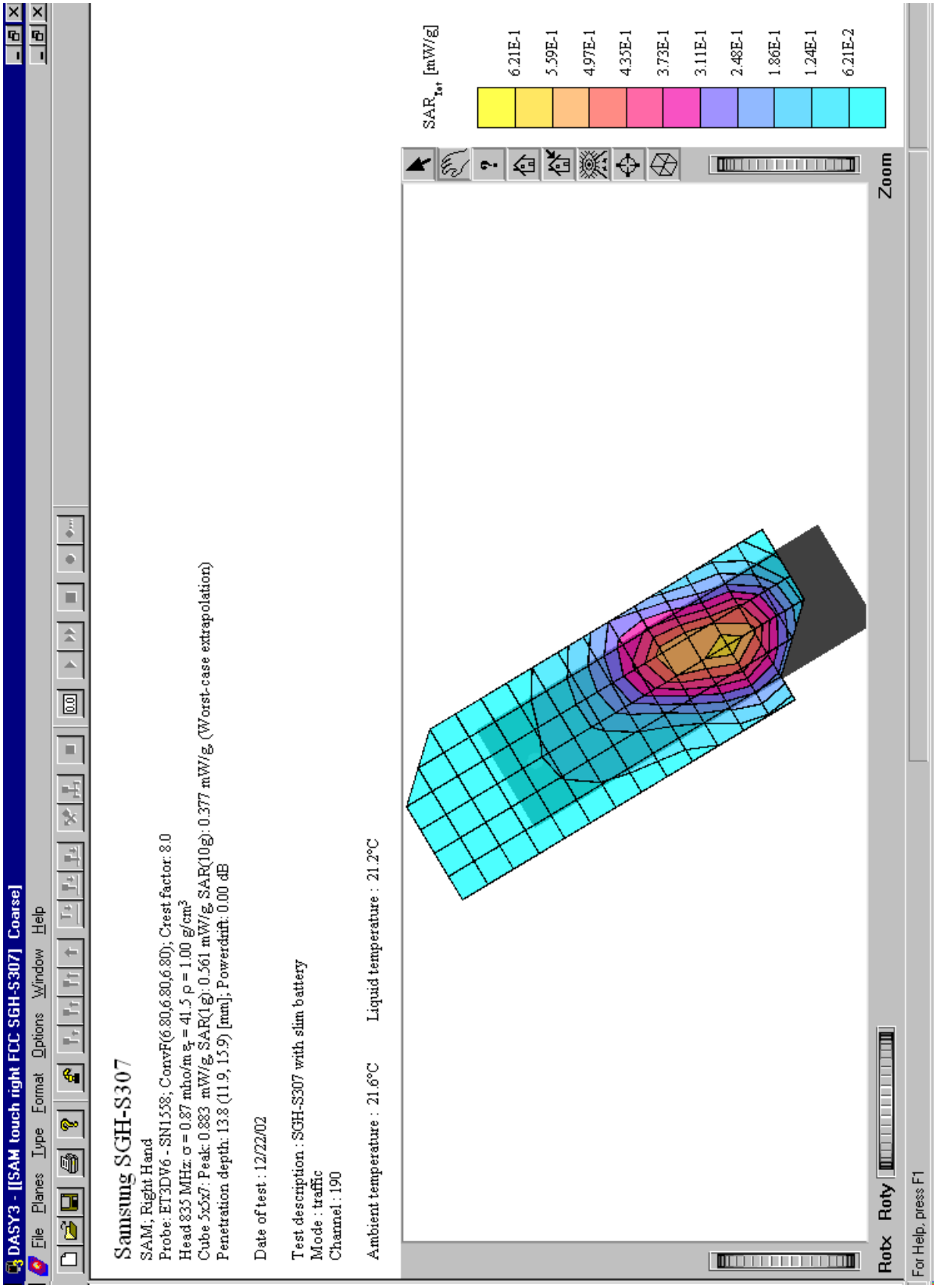
DASY3 - [ISAM touch right FCC SGH-S307] Coarse]
File Planes Type Format Options Window Help
Samsung SGH-S307
SAM; Right Hand
Probe: ET3DV6 - SN1558; ConvF(6.80,6.80,6.80); Crest factor: 8.0
Head 835 MHz: σ = 0.87 mho/m, ε_r = 41.5 ρ = 1.00 g/cm³
Cube 5x5x7: Peak: 0.883 mW/g, SAR(1g): 0.561 mW/g, SAR(10g): 0.377 mW/g (Worst-case extrapolation)
Penetration depth: 13.8 (11.9, 15.9) [mm]; Powerdrift: 0.00 dB
Date of test : 12/22/02
Test description : SGH-S307 with slim battery
Mode : traffic
Channel : 190
Ambient temperature : 21.6°C Liquid temperature : 21.2°C
SAR_tot [mW/g]
6.21E-1
5.59E-1
4.97E-1
4.35E-1
3.73E-1
3.11E-1
2.48E-1
1.86E-1
1.24E-1
6.21E-2
Zoom
Rotx Roty
For Help, press F1

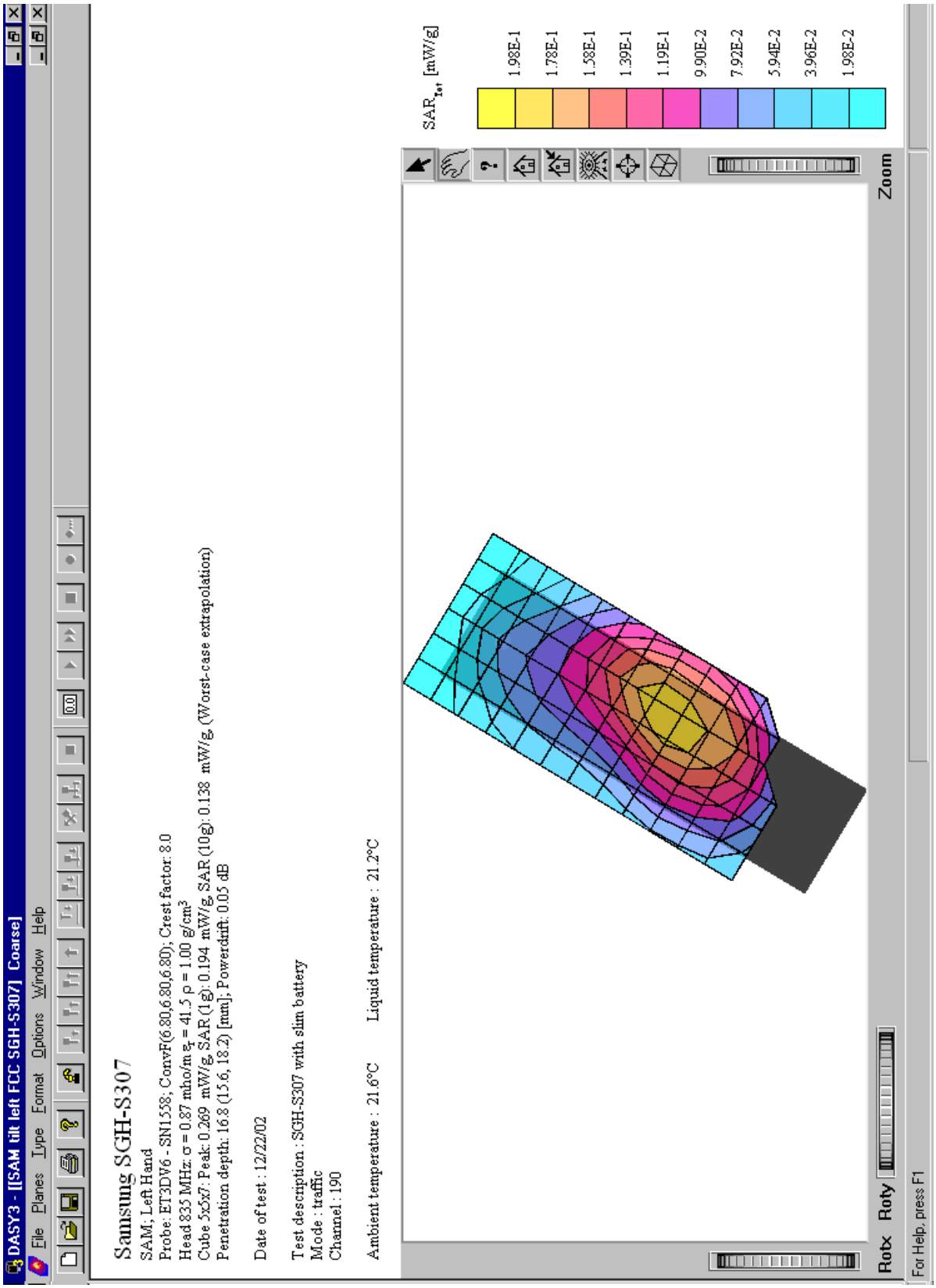
DASY3 - [ISAM tilt left FCC SGH-S307] Coarse]
File Planes Type Format Options Window Help
Samsung SGH-S307
SAM; Left Hand
Probe: ET3DV6 - SN1558; ConvF(6.80,6.80,6.80); Crest factor: 8.0
Head 835 MHz: σ = 0.87 mho/m, ρ = 41.5 ρ = 1.00 g/cm³
Cube 5x5x7: Peak: 0.269 mW/g, SAR (1g): 0.194 mW/g, SAR (10g): 0.138 mW/g (Worst-case extrapolation)
Penetration depth: 16.8 (15.6, 18.2) [mm]; Powerdrift: 0.05 dB
Date of test : 12/22/02
Test description : SGH-S307 with slim battery
Mode : traffic
Channel : 190
Ambient temperature : 21.6°C
Liquid temperature : 21.2°C
SAR_tot [mW/g]
1.98E-1
1.78E-1
1.58E-1
1.39E-1
1.19E-1
9.90E-2
7.92E-2
5.94E-2
3.96E-2
1.98E-2
Zoom
Rotx
Roty
For Help, press F1

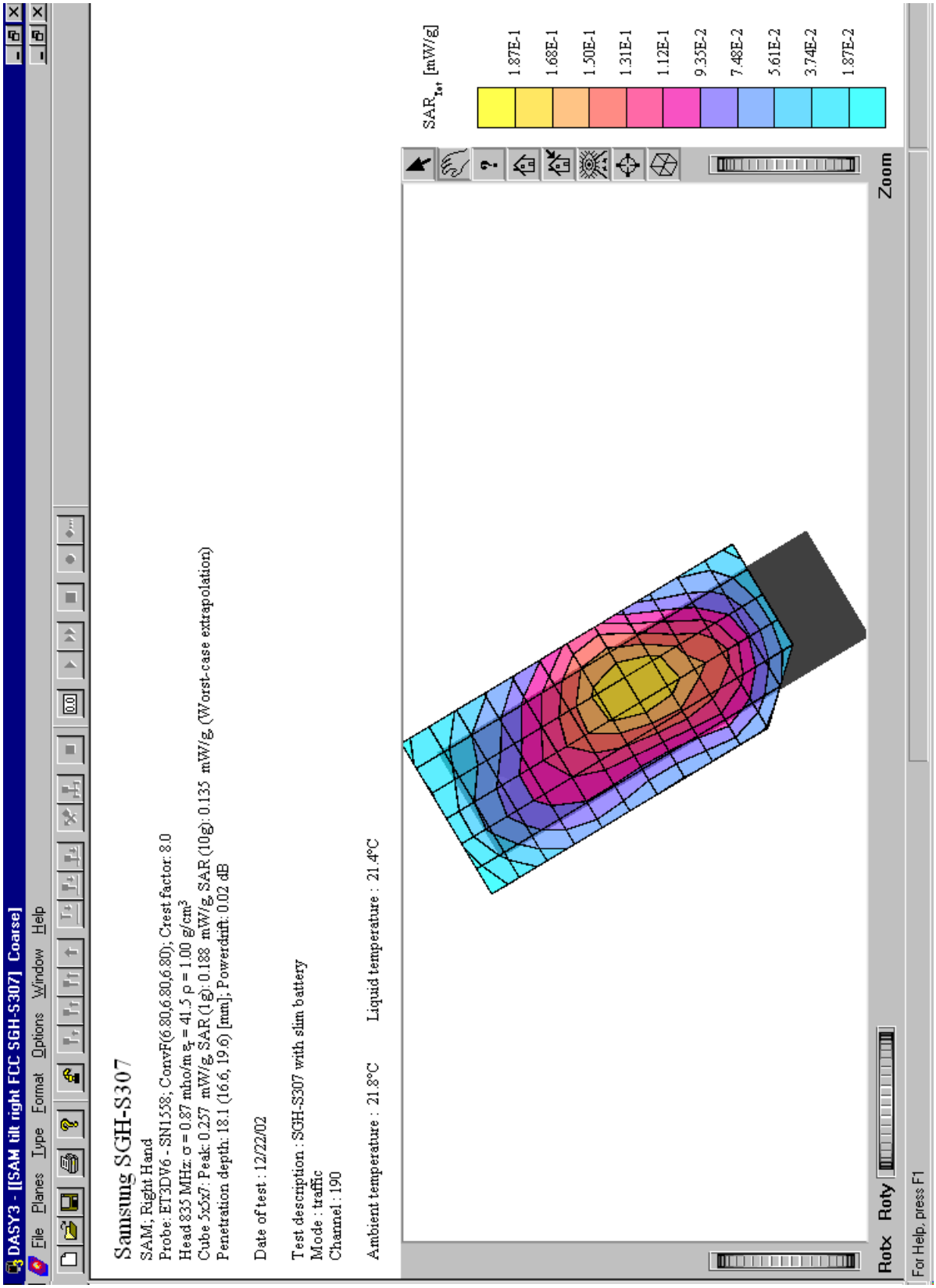
DASY3 - [[SAM tilt right FCC SGH-S307] Coarse]
File Planes Type Format Options Window Help
Samsung SGH-S307
SAM; Right Hand
Probe: ET3DV6 - SN1558; ConvF(6.80,6.80,6.80); Crest factor: 8.0
Head 835 MHz: σ = 0.87 mho/m, ρ = 41.5 ρ = 1.00 g/cm³
Cube 5x5x7: Peak: 0.257 mW/g, SAR (1g): 0.188 mW/g, SAR (10g): 0.135 mW/g (Worst-case extrapolation)
Penetration depth: 18.1 (16.6, 19.6) [mm]; Powerdrift: 0.02 dB
Date of test : 12/22/02
Test description : SGH-S307 with slim battery
Mode : traffic
Channel : 190
Ambient temperature : 21.8°C
Liquid temperature : 21.4°C
SAR_tot [mW/g]
1.87E-1
1.68E-1
1.50E-1
1.31E-1
1.12E-1
9.35E-2
7.48E-2
5.61E-2
3.74E-2
1.87E-2
Zoom
Rotx
Roty
For Help, press F1

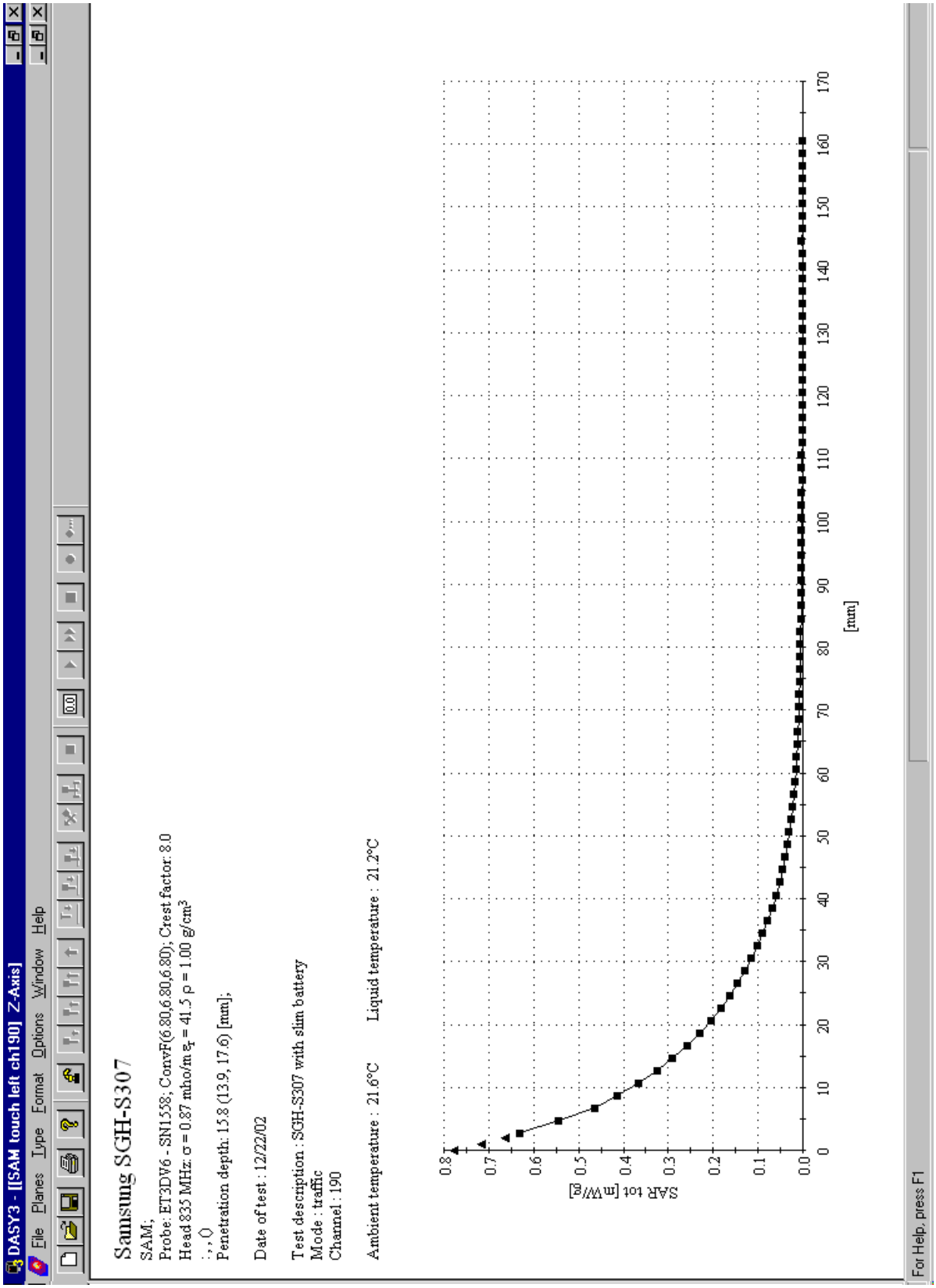
DASY3 - [[SAM touch left ch190] Z-Axis]
File Planes Type Format Options Window Help
Samsung SGH-S307
SAM;
Probe: ET3DV6 - SN1558; ConvF(6.80,6.80,6.80); Crest factor: 8.0
Head 835 MHz: σ = 0.87 mho/m εr = 41.5 ρ = 1.00 g/cm3
; ; ()
Penetration depth: 15.8 (13.9, 17.6) [mm];
Date of test : 12/22/02
Test description : SGH-S307 with slim battery
Mode : traffic
Channel : 190
Ambient temperature : 21.6°C
Liquid temperature : 21.2°C
SAR tot [mW/g]
0.8
0.7
0.6
0.5
0.4
0.3
0.2
0.1
0.0
0
10
20
30
40
50
60
70
80
90
100
110
120
130
140
150
160
170
[mm]
For Help, press F1

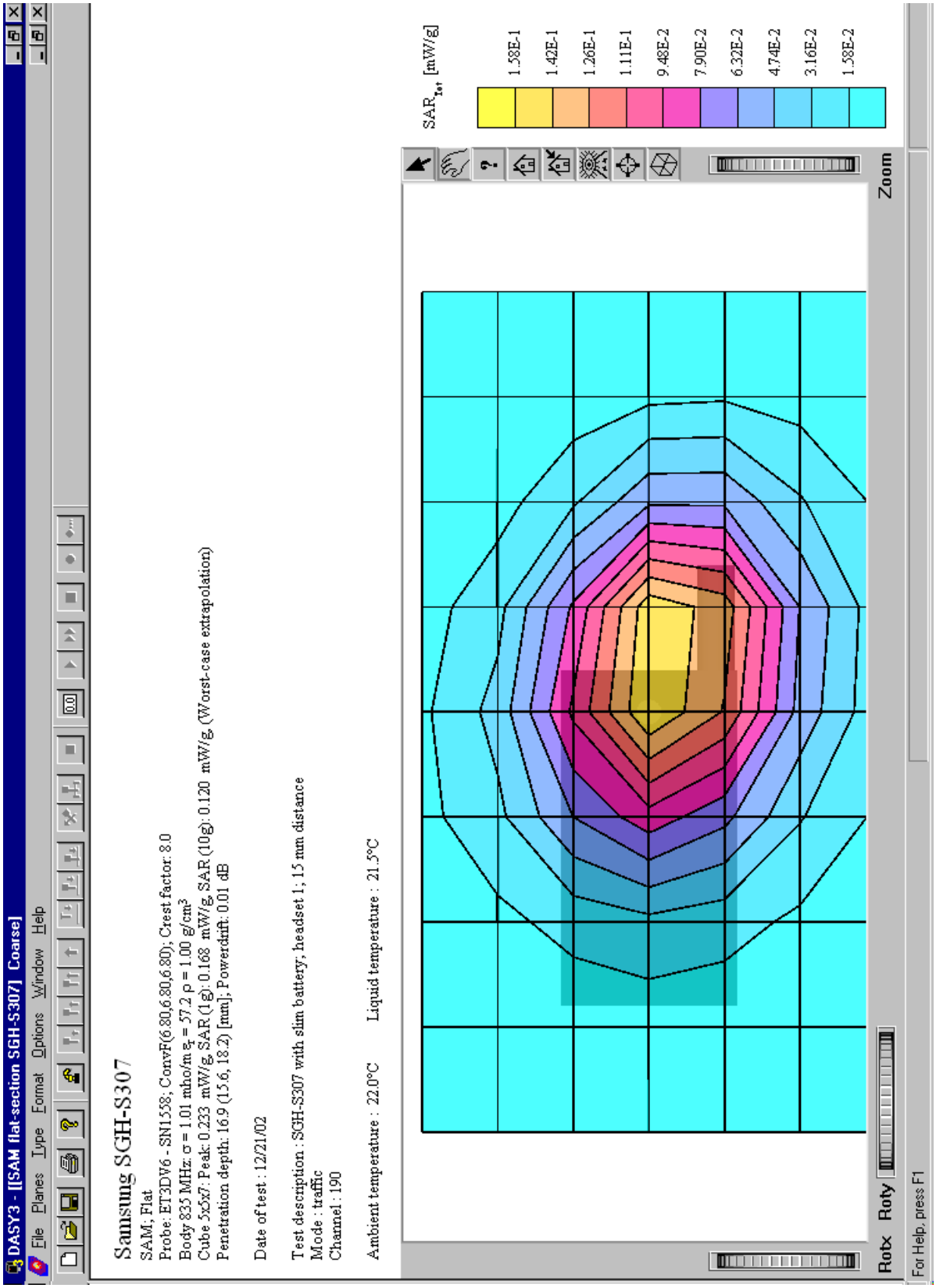
DASY3 - [ISAM flat-section SGH-S307] Coarse]
File Planes Type Format Options Window Help
Samsung SGH-S307
SAM; Flat
Probe: ET3DV6 - SN1558; ConvF(6.80,6.80,6.80); Crest factor: 8.0
Body 835 MHz: σ = 1.01 mho/m, ε = 57.2 ρ = 1.00 g/cm³
Cube 5x5x7: Peak: 0.233 mW/g, SAR (1g): 0.168 mW/g, SAR (10g): 0.120 mW/g (Worst-case extrapolation)
Penetration depth: 16.9 (15.6, 18.2) [mm]; Powerdrift: 0.01 dB
Date of test : 12/21/02
Test description : SGH-S307 with slim battery; headset 1; 15 mm distance
Mode : traffic
Channel : 190
Ambient temperature : 22.0°C
Liquid temperature : 21.5°C
SAR_tot [mW/g]
1.58E-1
1.42E-1
1.26E-1
1.11E-1
9.48E-2
7.90E-2
6.32E-2
4.74E-2
3.16E-2
1.58E-2
Zoom
Rotx
Roty
For Help, press F1

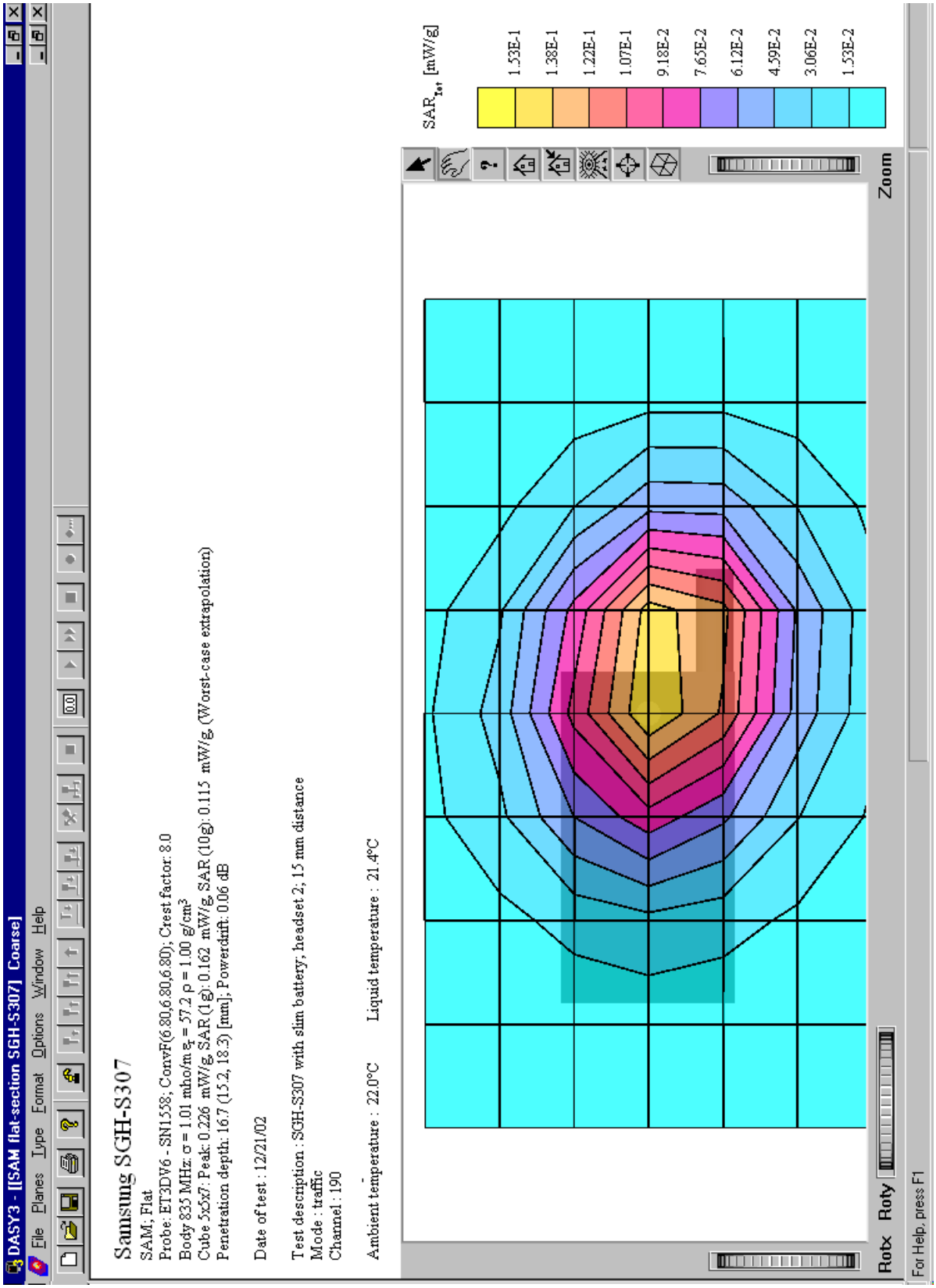
DASY3 - [ISAM flat-section SGH-S307] Coarse]
File Planes Type Format Options Window Help
Samsung SGH-S307
SAM; Flat
Probe: ET3DV6 - SN1558; ConvF(6.80,6.80,6.80); Crest factor: 8.0
Body 835 MHz: σ = 1.01 mho/m ρ = 57.2 ρ = 1.00 g/cm³
Cube 5x5x7: Peak: 0.226 mW/g SAR (1g): 0.162 mW/g SAR (10g): 0.115 mW/g (Worst-case extrapolation)
Penetration depth: 16.7 (15.2, 18.3) [mm]; Powerdrift: 0.06 dB
Date of test : 12/21/02
Test description : SGH-S307 with slim battery; headset 2; 15 mm distance
Mode : traffic
Channel : 190
Ambient temperature : 22.0°C Liquid temperature : 21.4°C
SAR [mW/g]
1.53E-1
1.38E-1
1.22E-1
1.07E-1
9.18E-2
7.65E-2
6.12E-2
4.59E-2
3.06E-2
1.53E-2
Zoom
Rotx Roty
For Help, press F1

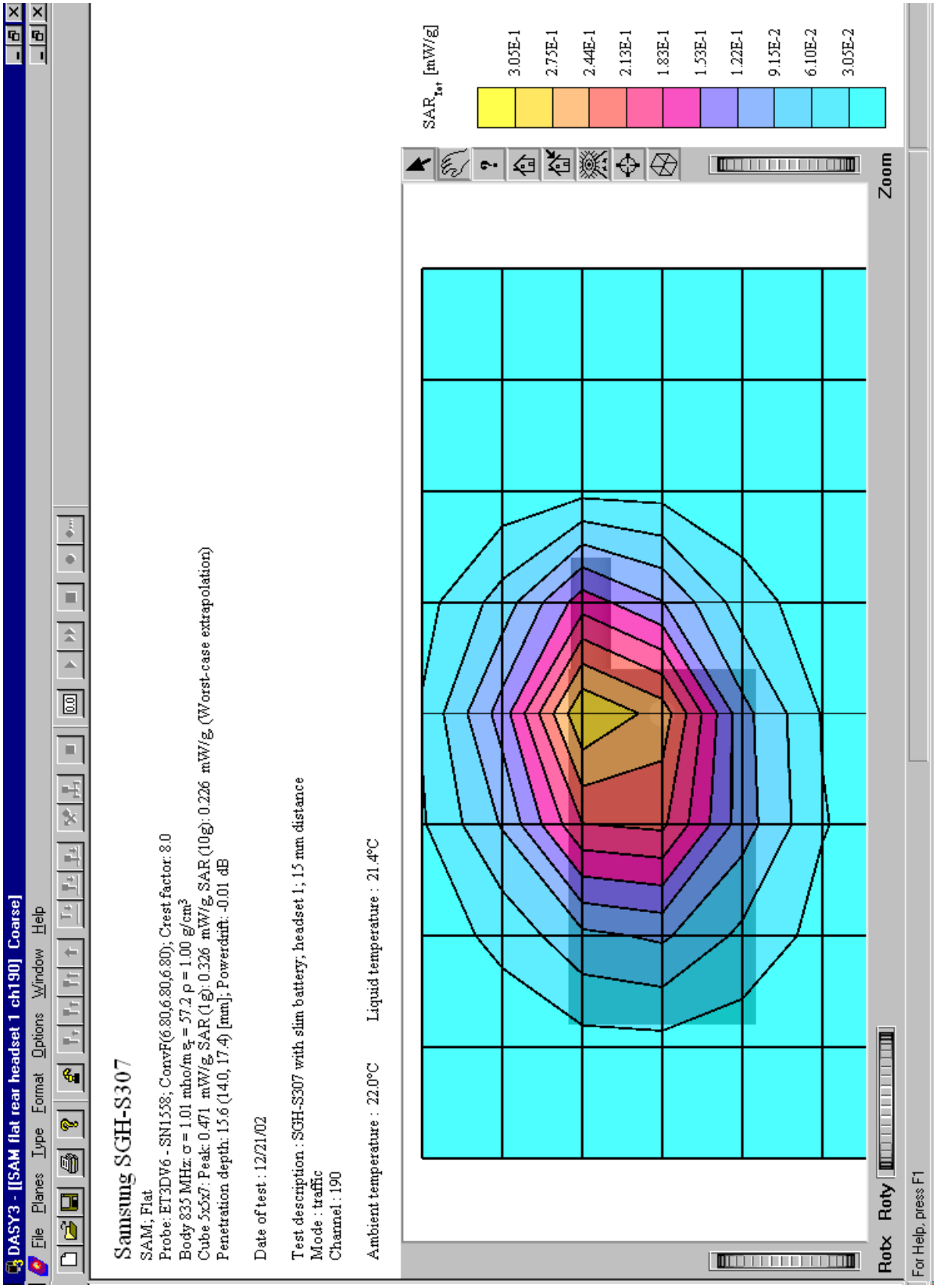
DASY3 - [[SAM flat rear headset 1 ch190] Coarse]
File Planes Type Format Options Window Help
Samsung SGH-S307
SAM; Flat
Probe: ET3DV6 - SN1558; ConvF(6.80,6.80,6.80); Crest factor: 8.0
Body 835 MHz: σ = 1.01 mho/m, ε = 57.2 ρ = 1.00 g/cm³
Cube 5x5x7: Peak: 0.471 mW/g, SAR (1g): 0.326 mW/g, SAR (10g): 0.226 mW/g (Worst-case extrapolation)
Penetration depth: 15.6 (14.0, 17.4) [mm]; Powerdrift: -0.01 dB
Date of test : 12/21/02
Test description : SGH-S307 with slim battery; headset 1; 15 mm distance
Mode : traffic
Channel : 190
Ambient temperature : 22.0°C
Liquid temperature : 21.4°C
SAR_tot [mW/g]
3.05E-1
2.75E-1
2.44E-1
2.13E-1
1.83E-1
1.53E-1
1.22E-1
9.15E-2
6.10E-2
3.05E-2
Zoom
Rotx
Roty
For Help, press F1

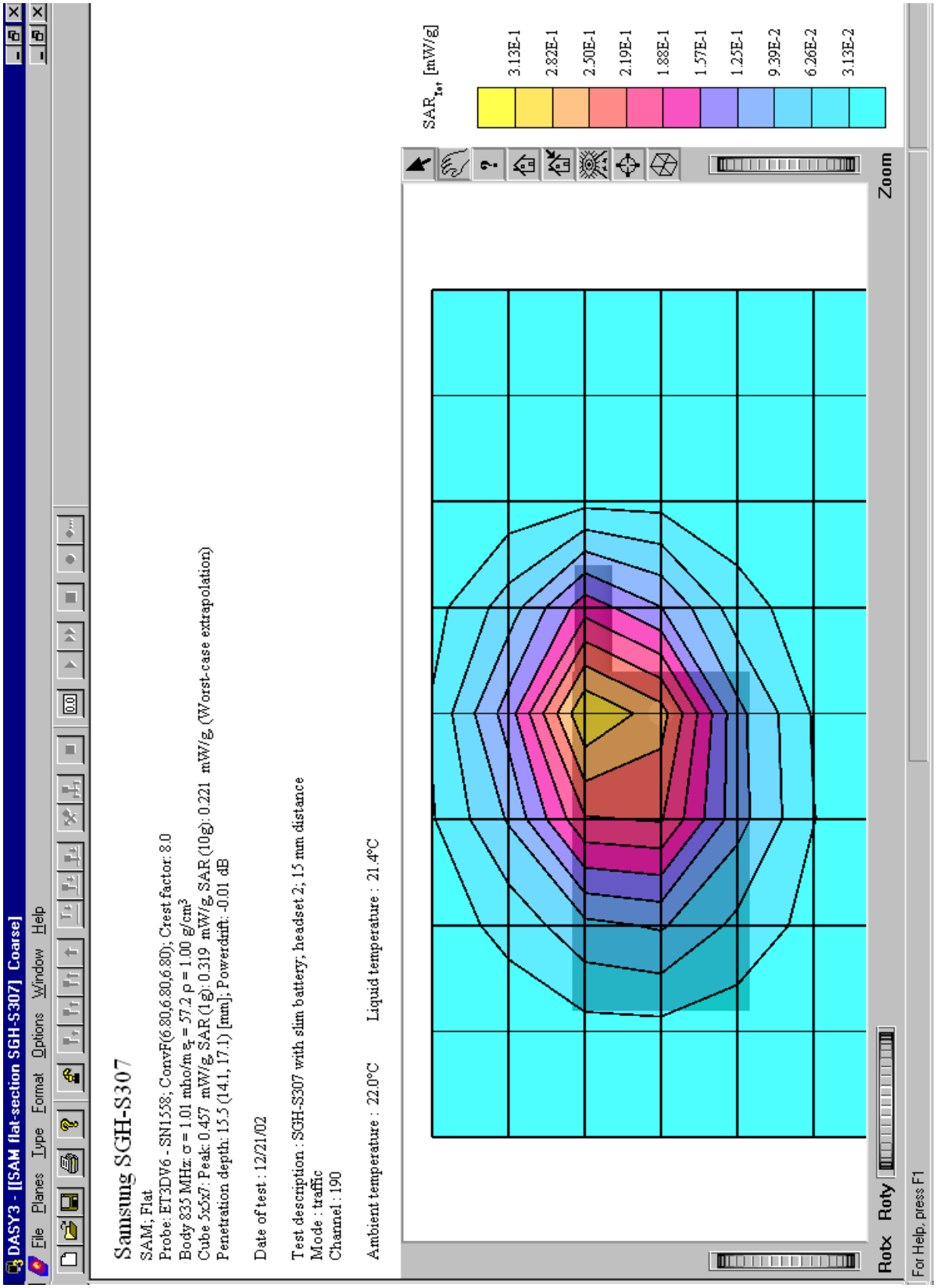
DASY3 - [ISAM flat-section SGH-S307] Coarse]
File Planes Type Format Options Window Help
Samsung SGH-S307
SAM; Flat
Probe: ET3DV6 - SN1558; ConvF(6.80,6.80,6.80); Crest factor: 8.0
Body 835 MHz: σ = 1.01 mho/m ε = 57.2 ρ = 1.00 g/cm³
Cube 5x5x7: Peak: 0.457 mW/g, SAR (1g): 0.319 mW/g, SAR (10g): 0.221 mW/g (Worst-case extrapolation)
Penetration depth: 15.5 (14.1, 17.1) [mm]; Powerdrift: -0.01 dB
Date of test : 12/21/02
Test description : SGH-S307 with slim battery; headset 2; 15 mm distance
Mode : traffic
Channel : 190
Ambient temperature : 22.0°C Liquid temperature : 21.4°C
SAR tot [mW/g]
3.13E-1
2.82E-1
2.50E-1
2.19E-1
1.88E-1
1.57E-1
1.25E-1
9.39E-2
6.26E-2
3.13E-2
Zoom
Rotx Roty
For Help, press F1

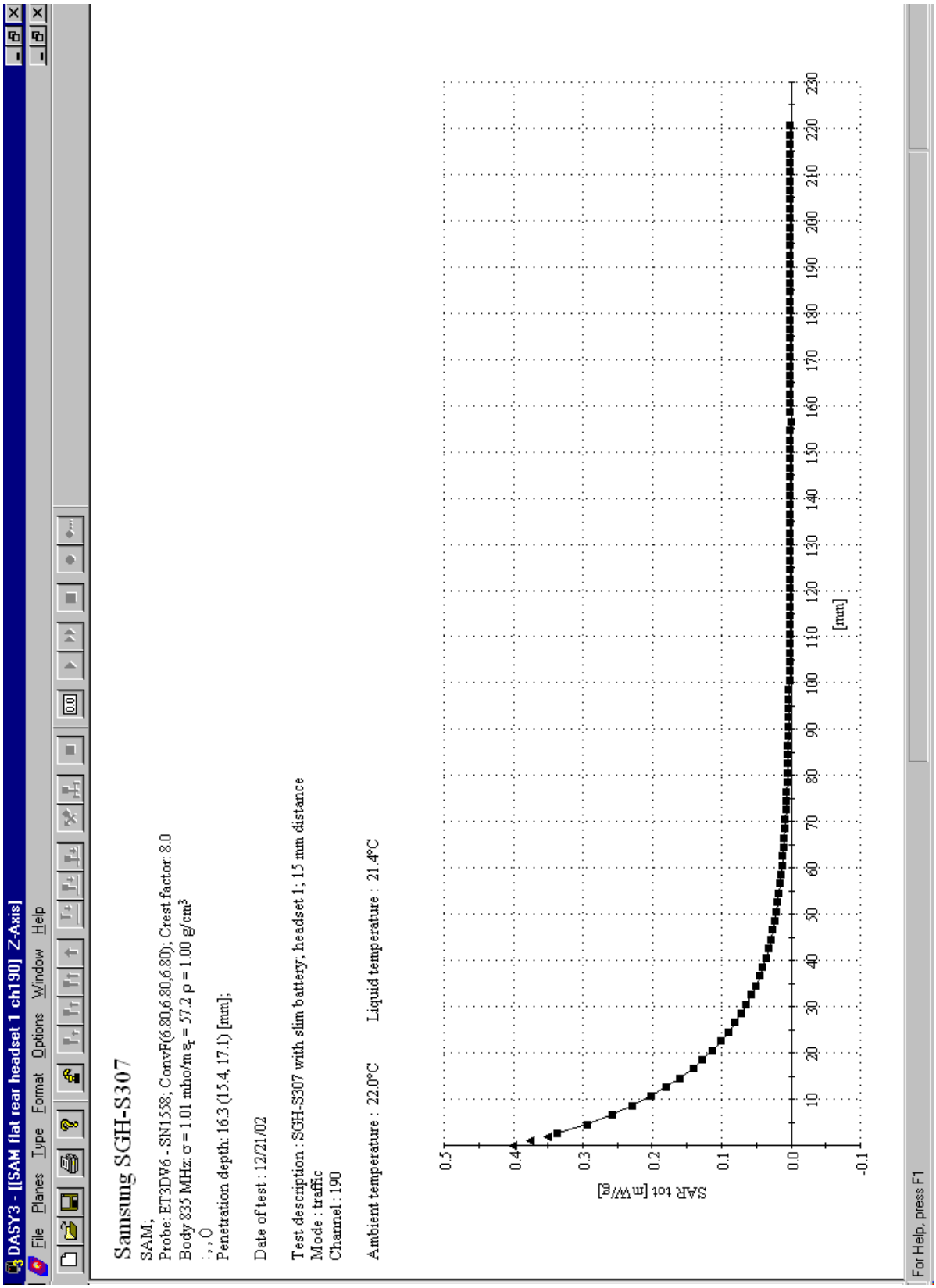
DASY3 - [ISAM flat rear headset 1 ch190] Z-Axis]
File Planes Type Format Options Window Help
Samsung SGH-S307
SAM;
Probe: ET3DV6 - SN1558; ConvF(6.80,6.80,6.80); Crest factor: 8.0
Body 835 MHz: σ = 1.01 mho/m εr = 57.2 ρ = 1.00 g/cm3
; ; ,0
Penetration depth: 16.3 (15.4, 17.1) [mm];
Date of test : 12/21/02
Test description : SGH-S307 with slim battery; headset 1; 15 mm distance
Mode : traffic
Channel : 190
Ambient temperature : 22.0°C
Liquid temperature : 21.4°C
SAR tot [mW/g]
0.5
0.4
0.3
0.2
0.1
0.0
-0.1
10 20 30 40 50 60 70 80 90 100 110 120 130 140 150 160 170 180 190 200 210 220 230
[mm]
For Help, press F1

## Annex 2.4 slim battery 1900 MHz

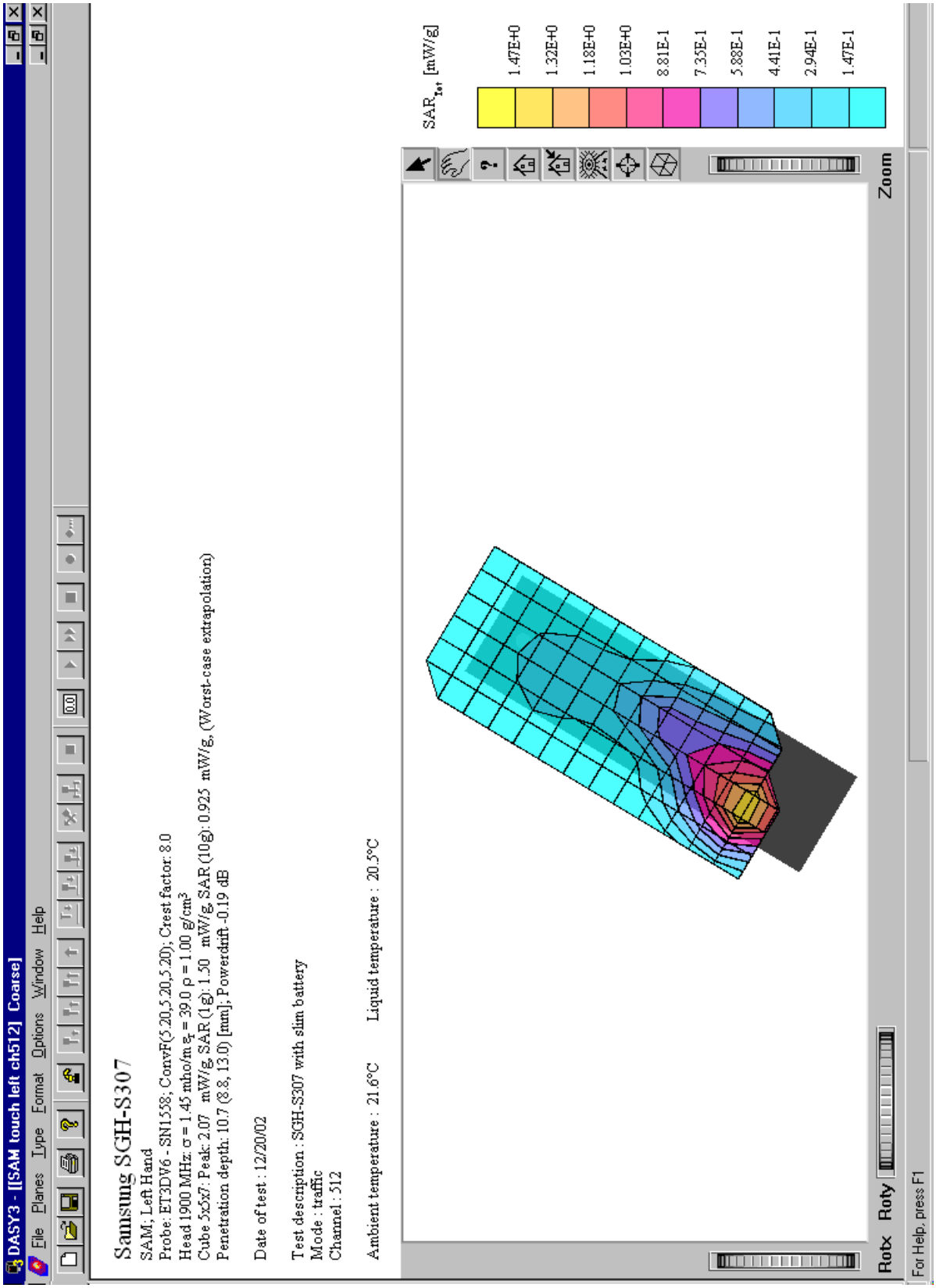

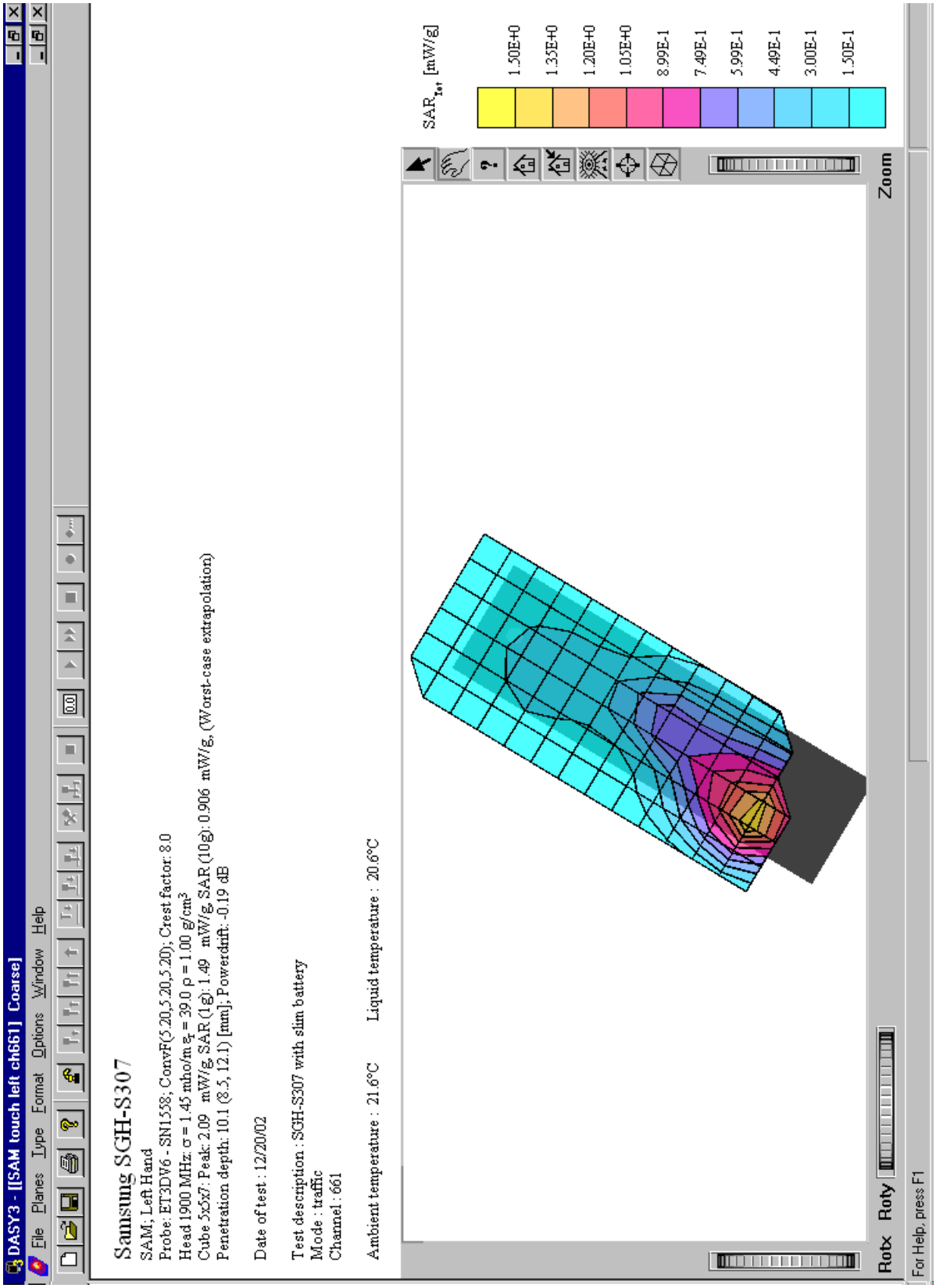
DASY3 - [ISAM touch left ch661] Coarse]
File Planes Type Format Options Window Help
Samsung SGH-S307
SAM; Left Hand
Probe: ET3DV6 - SN1558; ConvF(5.20,5.20,5.20); Crest factor: 8.0
Head 1900 MHz: σ = 1.45 mho/m, ε_r = 39.0 ρ = 1.00 g/cm³
Cube 5x5x7: Peak: 2.09 mW/g, SAR (1g): 1.49 mW/g, SAR (10g): 0.906 mW/g, (Worst-case extrapolation)
Penetration depth: 10.1 (8.5, 12.1) [mm]; Powerdrift: -0.19 dB
Date of test : 12/20/02
Test description : SGH-S307 with slim battery
Mode : traffic
Channel : 661
Ambient temperature : 21.6°C
Liquid temperature : 20.6°C
SAR_tot [mW/g]
1.50E+0
1.35E+0
1.20E+0
1.05E+0
8.99E-1
7.49E-1
5.99E-1
4.49E-1
3.00E-1
1.50E-1
Zoom
Rotx Roty
For Help, press F1

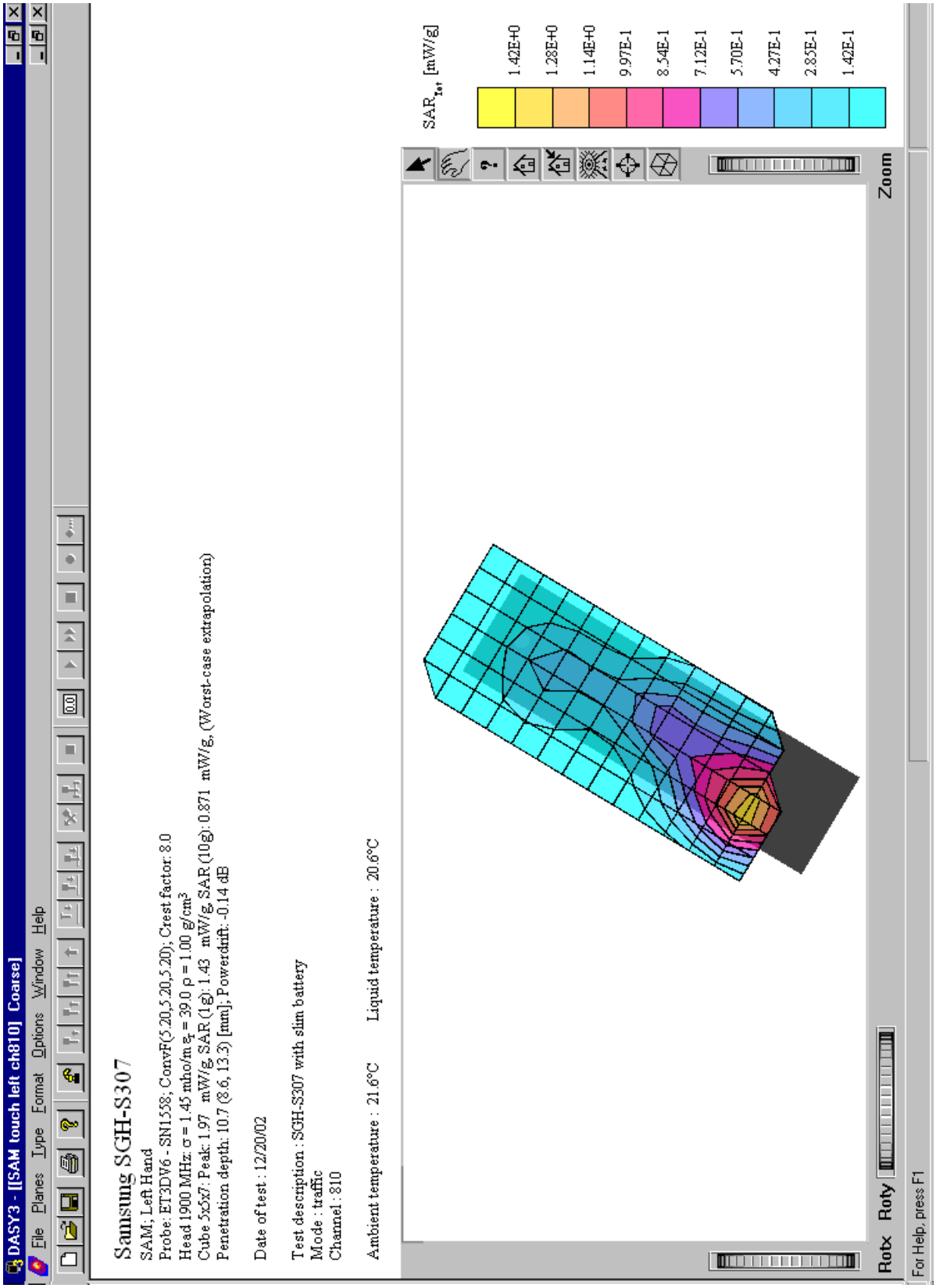
DASY3 - [[SAM touch left ch810] Coarse]
File Planes Type Format Options Window Help
Samsung SGH-S307
SAM; Left Hand
Probe: ET3DV6 - SN1558; ConvF(5.20,5.20,5.20); Crest factor: 8.0
Head 1900 MHz: σ = 1.45 mho/m, ε_r = 39.0, ρ = 1.00 g/cm³
Cube 5x5x7: Peak: 1.97 mW/g, SAR (1g): 1.43 mW/g, SAR (10g): 0.871 mW/g, (Worst-case extrapolation)
Penetration depth: 10.7 (8.6, 13.3) [mm]; Powerdrift: -0.14 dB
Date of test : 12/20/02
Test description : SGH-S307 with slim battery
Mode : traffic
Channel : 810
Ambient temperature : 21.6°C
Liquid temperature : 20.6°C
SAR_tot [mW/g]
1.42E+0
1.28E+0
1.14E+0
9.97E-1
8.54E-1
7.12E-1
5.70E-1
4.27E-1
2.85E-1
1.42E-1
Zoom
Rotx Roty
For Help, press F1

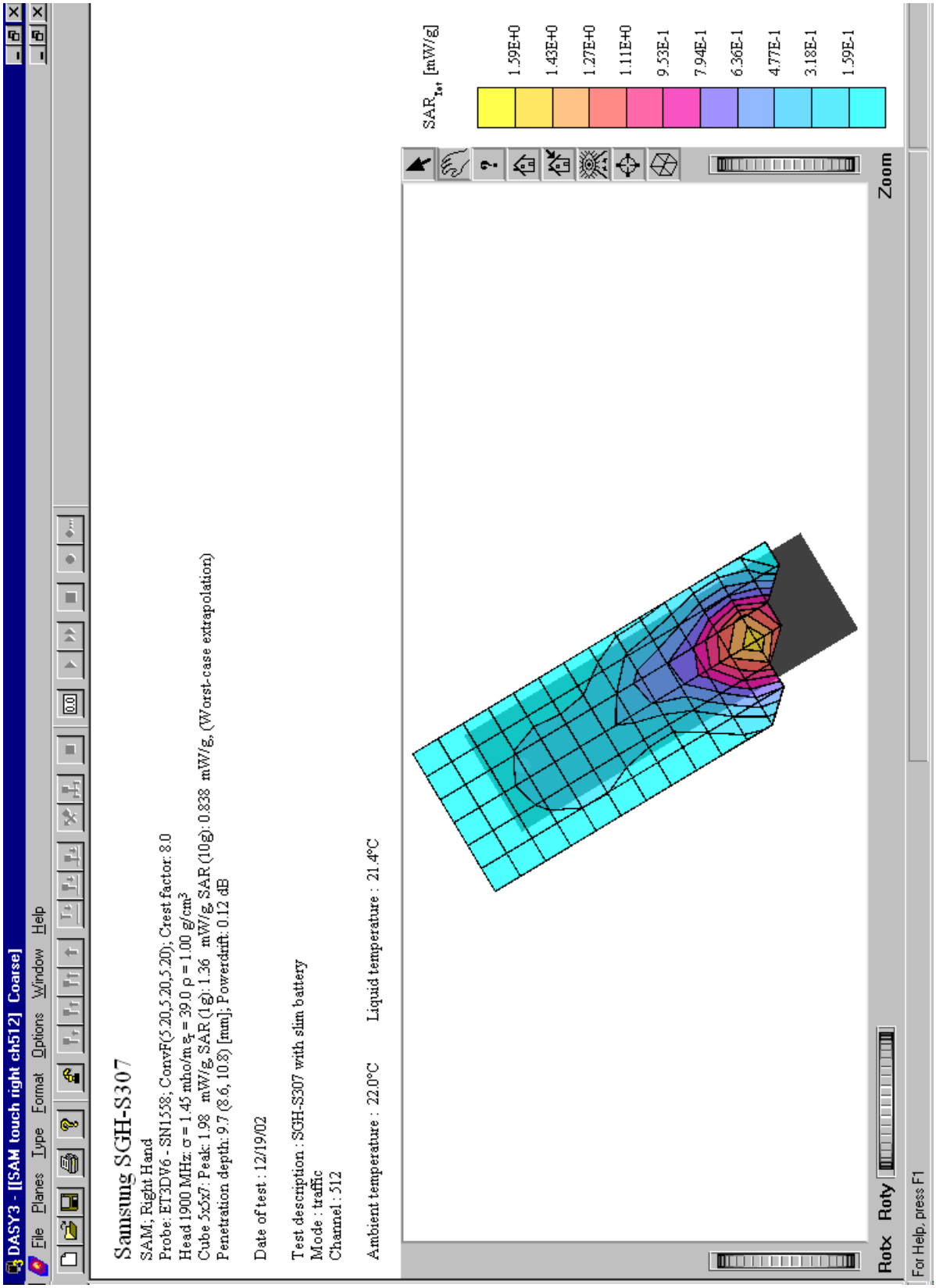
DASY3 - [ISAM touch right ch512] Coarse]
File Planes Type Format Options Window Help
Samsung SGH-S307
SAM; Right Hand
Probe: ET3DV6 - SN1558; ConvF(5.20,5.20,5.20); Crest factor: 8.0
Head 1900 MHz: σ = 1.45 mho/m, ε_r = 39.0 ρ = 1.00 g/cm³
Cube 5x5x7: Peak: 1.98 mW/g, SAR (1g): 1.36 mW/g, SAR (10g): 0.838 mW/g, (Worst-case extrapolation)
Penetration depth: 9.7 (8.6, 10.8) [mm]; Powerdrift: 0.12 dB
Date of test : 12/19/02
Test description : SGH-S307 with slim battery
Mode : traffic
Channel : 512
Ambient temperature : 22.0°C Liquid temperature : 21.4°C
SAR_tot [mW/g]
1.59E+0
1.43E+0
1.27E+0
1.11E+0
9.53E-1
7.94E-1
6.36E-1
4.77E-1
3.18E-1
1.59E-1
Zoom
Rotx Roty
For Help, press F1

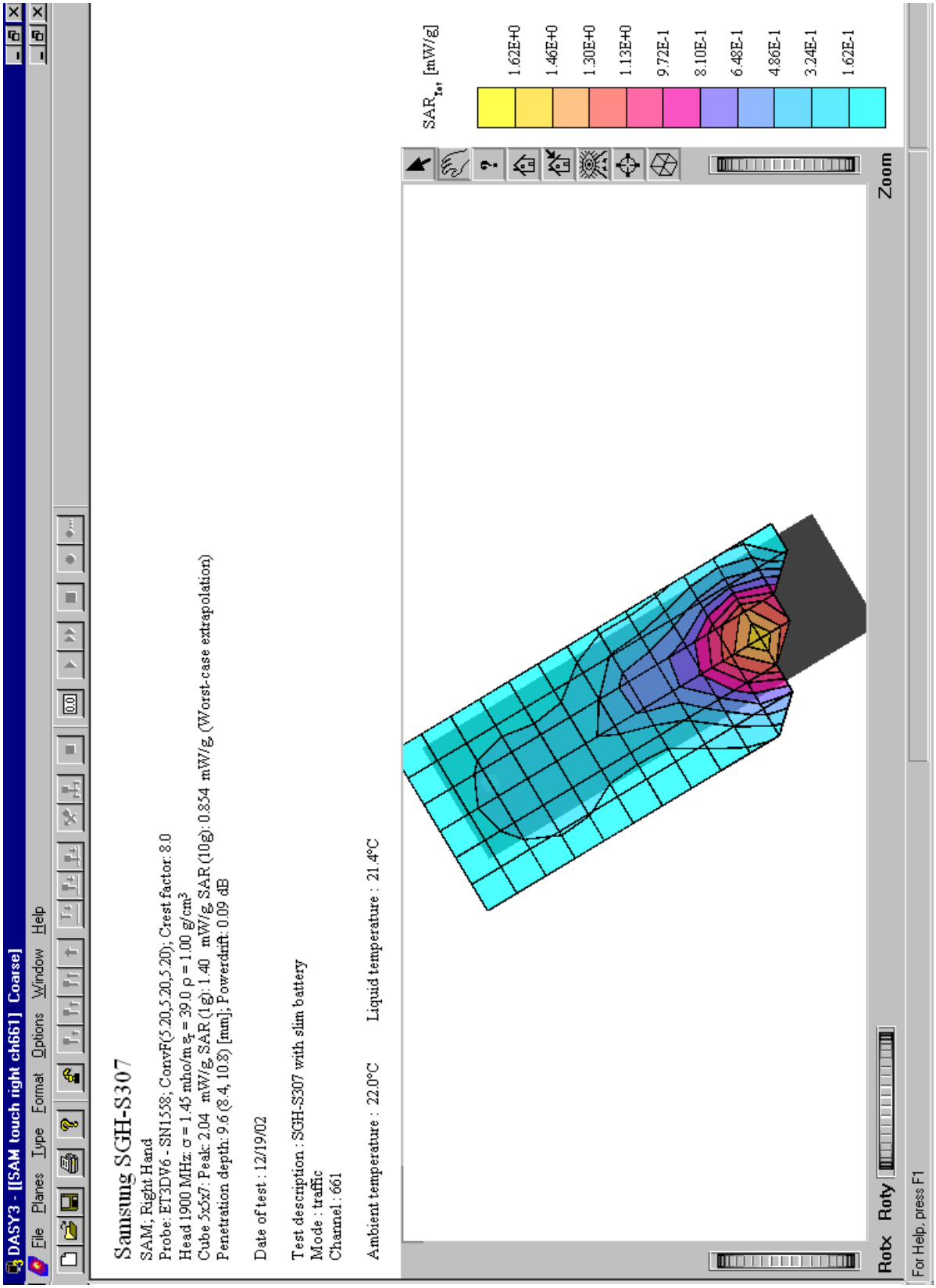
DASY3 - [SAM touch right ch661] Coarse]
File Planes Type Format Options Window Help
Samsung SGH-S307
SAM; Right Hand
Probe: ET3DV6 - SN1558; ConvF(5.20,5.20,5.20); Crest factor: 8.0
Head 1900 MHz: σ = 1.45 mho/m, ε_r = 39.0, ρ = 1.00 g/cm³
Cube 5x5x7: Peak: 2.04 mW/g, SAR (1g): 1.40 mW/g, SAR (10g): 0.854 mW/g (Worst-case extrapolation)
Penetration depth: 9.6 (8.4, 10.8) [mm]; Powerdrift: 0.09 dB
Date of test : 12/19/02
Test description : SGH-S307 with slim battery
Mode : traffic
Channel : 661
Ambient temperature : 22.0°C
Liquid temperature : 21.4°C
SAR_tot [mW/g]
1.62E+0
1.46E+0
1.30E+0
1.13E+0
9.72E-1
8.10E-1
6.48E-1
4.86E-1
3.24E-1
1.62E-1
Zoom
Rotx
Roty
For Help, press F1

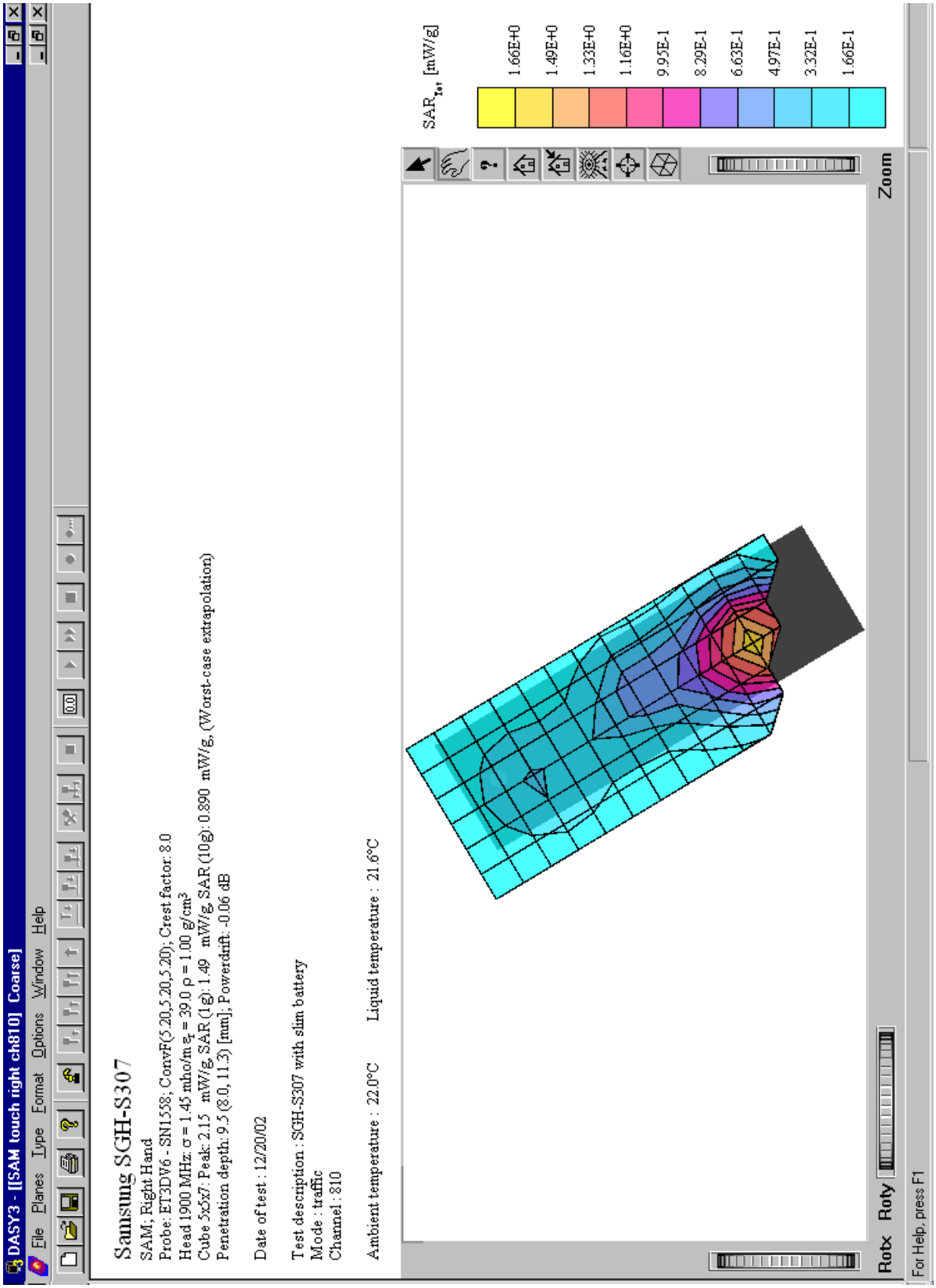
DASY3 - [[SAM touch right ch810] Coarse]
File Planes Type Format Options Window Help
Samsung SGH-S307
SAM; Right Hand
Probe: ET3DV6 - SN1558; ConvF(5.20,5.20,5.20); Crest factor: 8.0
Head 1900 MHz: σ = 1.45 mho/m, ε_r = 39.0, ρ = 1.00 g/cm³
Cube 5x5x7: Peak: 2.15 mW/g, SAR (1g): 1.49 mW/g, SAR (10g): 0.890 mW/g, (Worst-case extrapolation)
Penetration depth: 9.5 (8.0, 11.3) [mm]; Powerdrift: -0.06 dB
Date of test : 12/20/02
Test description : SGH-S307 with slim battery
Mode : traffic
Channel : 810
Ambient temperature : 22.0°C
Liquid temperature : 21.6°C
SAR_tot [mW/g]
1.66E+0
1.49E+0
1.33E+0
1.16E+0
9.95E-1
8.29E-1
6.63E-1
4.97E-1
3.32E-1
1.66E-1
Zoom
Rotx
Roty
For Help, press F1

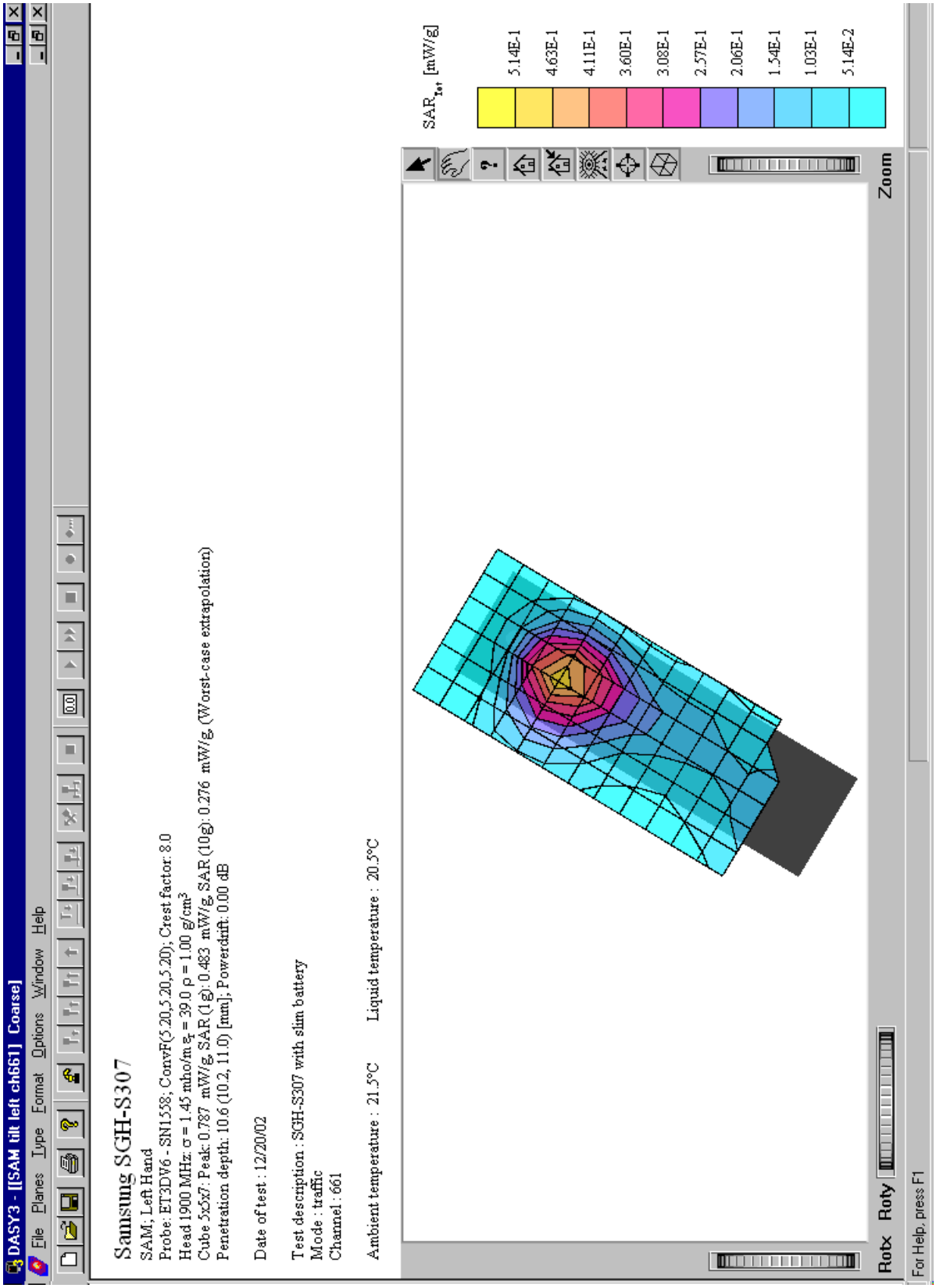
DASY3 - [[SAM tilt left ch661] Coarse]
File Planes Type Format Options Window Help
Samsung SGH-S307
SAM; Left Hand
Probe: ET3DV6 - SN1558; ConvF(5.20,5.20,5.20); Crest factor: 8.0
Head 1900 MHz: σ = 1.45 mho/m, ε_r = 39.0 ρ = 1.00 g/cm³
Cube 5x5x7: Peak: 0.787 mW/g, SAR (1g): 0.483 mW/g, SAR (10g): 0.276 mW/g (Worst-case extrapolation)
Penetration depth: 10.6 (10.2, 11.0) [mm]; Powerdrift: 0.00 dB
Date of test : 12/20/02
Test description : SGH-S307 with slim battery
Mode : traffic
Channel : 661
Ambient temperature : 21.5°C
Liquid temperature : 20.5°C
SAR_tot [mW/g]
5.14E-1
4.63E-1
4.11E-1
3.60E-1
3.08E-1
2.57E-1
2.06E-1
1.54E-1
1.03E-1
5.14E-2
Zoom
Rotx
Roty
For Help, press F1

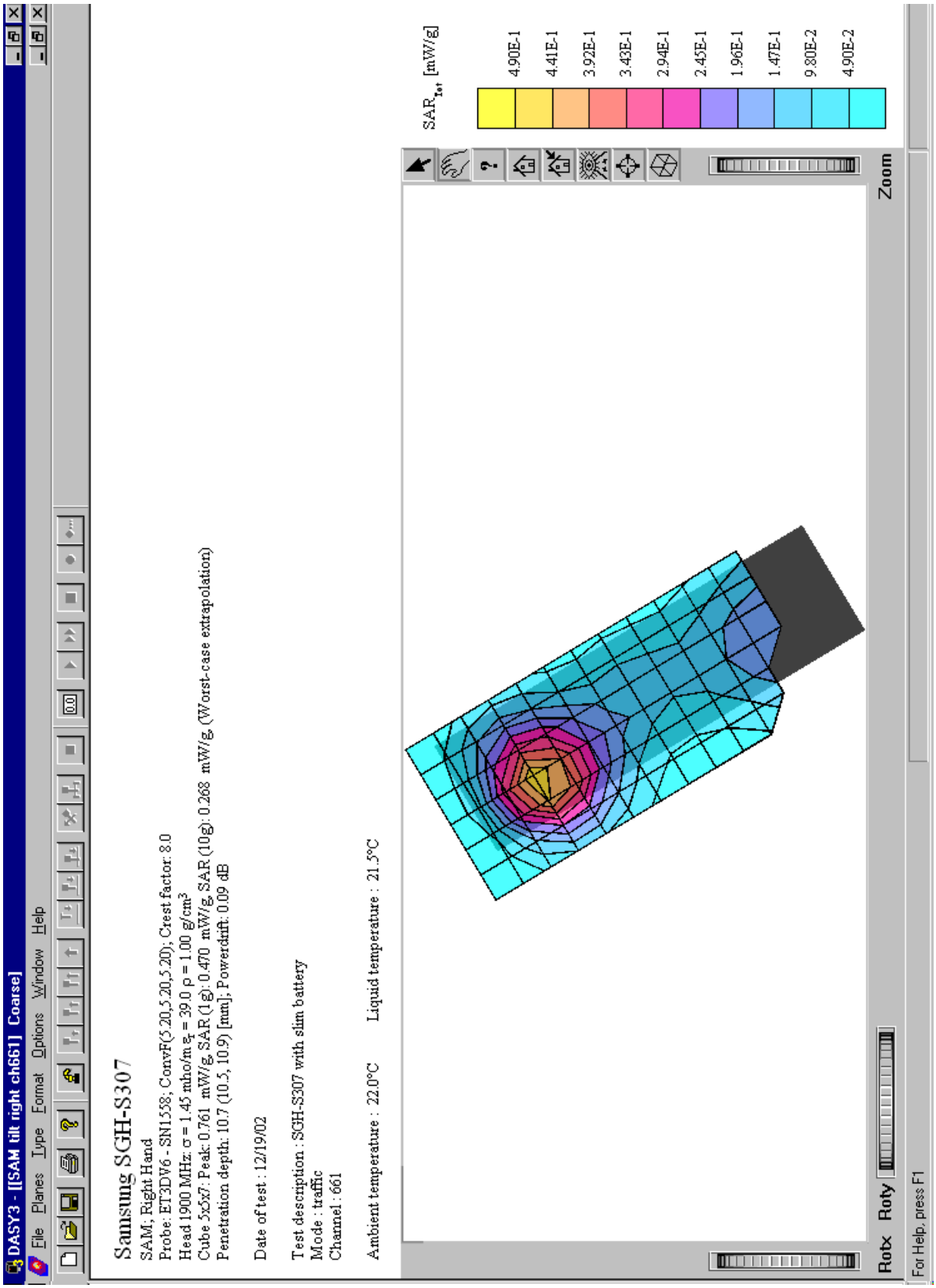
DASY3 - [[SAM tilt right ch661] Coarse]
File Planes Type Format Options Window Help
Samsung SGH-S307
SAM; Right Hand
Probe: ET3DV6 - SN1558; ConvF(5.20,5.20,5.20); Crest factor: 8.0
Head 1900 MHz: σ = 1.45 mho/m, ρ = 1.00 g/cm³
Cube 5x5x7: Peak: 0.761 mW/g, SAR (1g): 0.470 mW/g, SAR (10g): 0.268 mW/g (Worst-case extrapolation)
Penetration depth: 10.7 (10.5, 10.9) [mm]; Powerdrift: 0.09 dB
Date of test : 12/19/02
Test description : SGH-S307 with slim battery
Mode : traffic
Channel : 661
Ambient temperature : 22.0°C
Liquid temperature : 21.5°C
SAR_tot [mW/g]
4.90E-1
4.41E-1
3.92E-1
3.43E-1
2.94E-1
2.45E-1
1.96E-1
1.47E-1
9.80E-2
4.90E-2
Zoom
Rotx
Roty
For Help, press F1

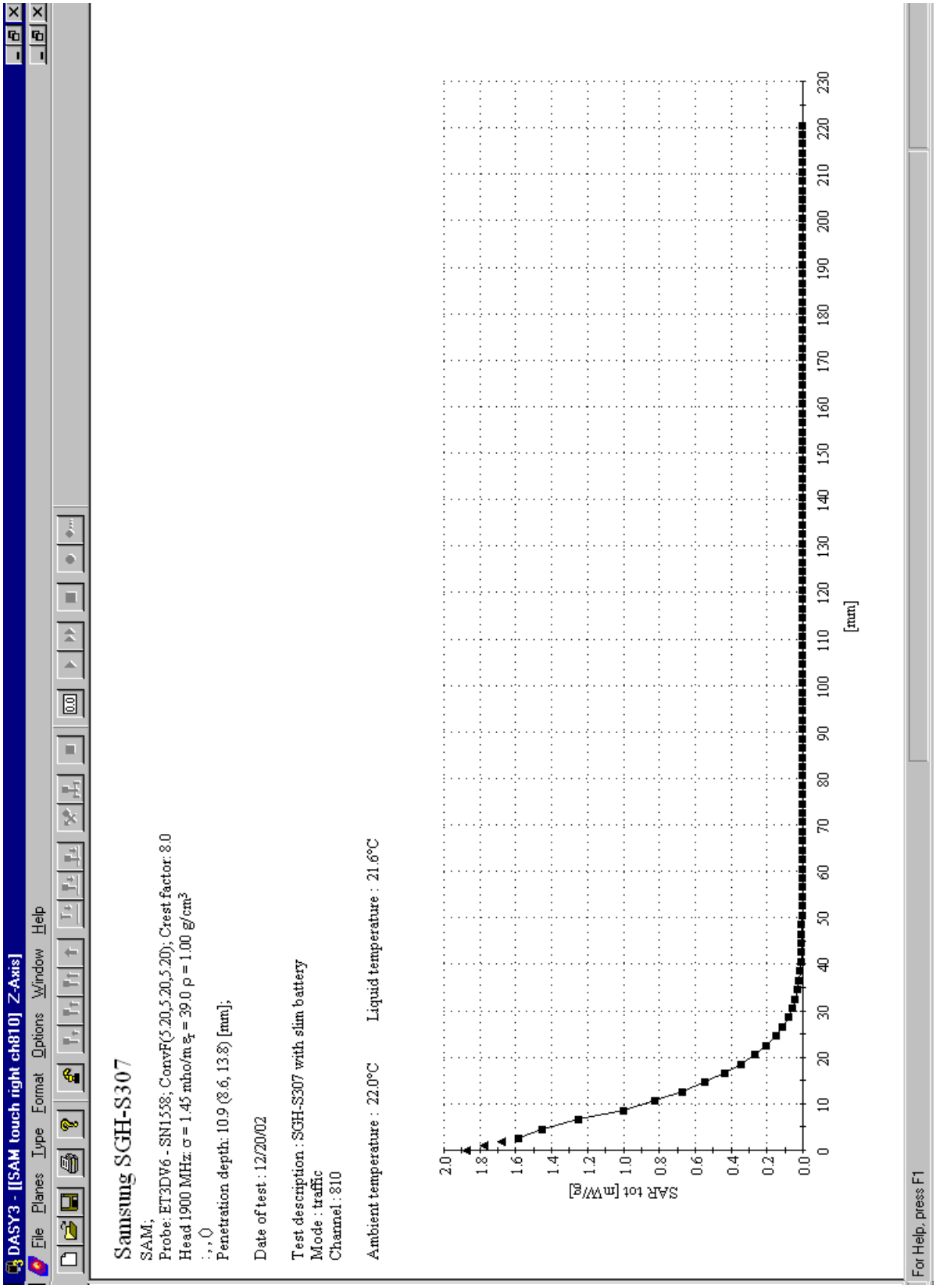
DASY3 - [[SAM touch right ch810] Z-Axis]
File Planes Type Format Options Window Help
Samsung SGH-S307
SAM;
Probe: ET3DV6 - SN1558; ConvF(5.20,5.20,5.20); Crest factor: 8.0
Head 1900 MHz: σ = 1.45 mho/m εr = 39.0 ρ = 1.00 g/cm3
; ; ()
Penetration depth: 10.9 (8.6, 13.8) [mm];
Date of test : 12/20/02
Test description : SGH-S307 with slim battery
Mode : traffic
Channel : 810
Ambient temperature : 22.0°C
Liquid temperature : 21.6°C
SAR tot [mW/g]
2.0
1.8
1.6
1.4
1.2
1.0
0.8
0.6
0.4
0.2
0.0
0 10 20 30 40 50 60 70 80 90 100 110 120 130 140 150 160 170 180 190 200 210 220 230
[mm]
For Help, press F1

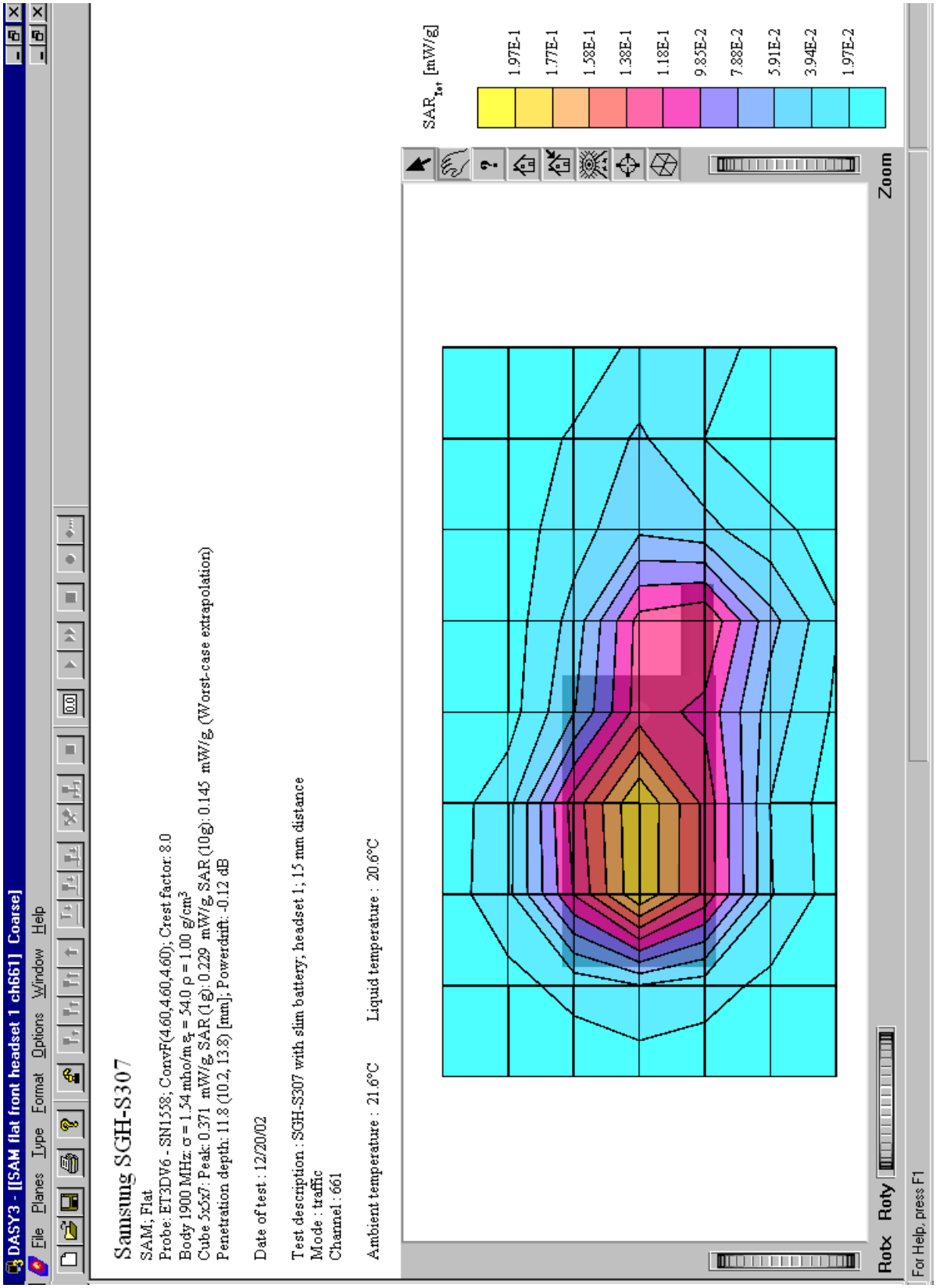
DASY3 - [[SAM flat front headset 1 ch661] Coarse]
File Planes Type Format Options Window Help
Samsung SGH-S307
SAM; Flat
Probe: ET3DV6 - SN1558; ConvF(4.60,4.60,4.60); Crest factor: 8.0
Body 1900 MHz: σ = 1.54 mho/m εr = 54.0 ρ = 1.00 g/cm³
Cube 5x5x7: Peak: 0.371 mW/g SAR (1g): 0.229 mW/g SAR (10g): 0.145 mW/g (Worst-case extrapolation)
Penetration depth: 11.8 (10.2, 13.8) [mm]; Powerdrift: -0.12 dB
Date of test : 12/20/02
Test description : SGH-S307 with slim battery; headset 1; 15 mm distance
Mode : traffic
Channel : 661
Ambient temperature : 21.6°C
Liquid temperature : 20.6°C
SAR_tot [mW/g]
1.97E-1
1.77E-1
1.58E-1
1.38E-1
1.18E-1
9.85E-2
7.88E-2
5.91E-2
3.94E-2
1.97E-2
Zoom
Rotx
Roty
For Help, press F1

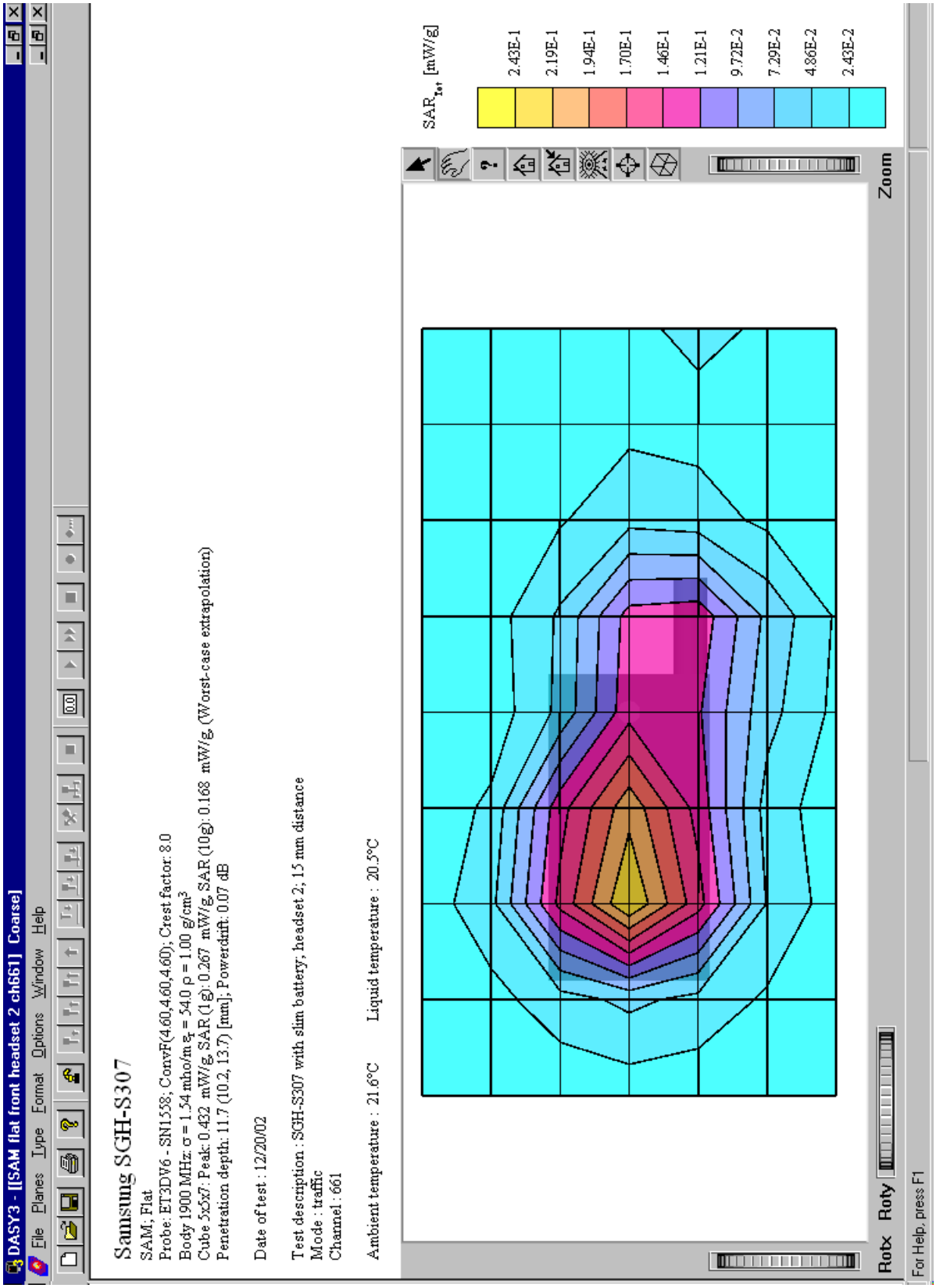
DASY3 - [[SAM flat front headset 2 ch661] Coarse]
File Planes Type Format Options Window Help
Samsung SGH-S307
SAM; Flat
Probe: ET3DV6 - SN1558; ConvF(4.60,4.60,4.60); Crest factor: 8.0
Body 1900 MHz: σ = 1.34 mho/m ε_r = 54.0 ρ = 1.00 g/cm³
Cube 5x5x7: Peak: 0.432 mW/g SAR (1g): 0.267 mW/g SAR (10g): 0.168 mW/g (Worst-case extrapolation)
Penetration depth: 11.7 (10.2, 13.7) [mm]; Powerdrift: 0.07 dB
Date of test : 12/20/02
Test description : SGH-S307 with slim battery; headset 2; 15 mm distance
Mode : traffic
Channel : 661
Ambient temperature : 21.6°C
Liquid temperature : 20.5°C
SAR_tot [mW/g]
2.43E-1
2.19E-1
1.94E-1
1.70E-1
1.46E-1
1.21E-1
9.72E-2
7.29E-2
4.86E-2
2.43E-2
Zoom
Rotx
Roty
For Help, press F1

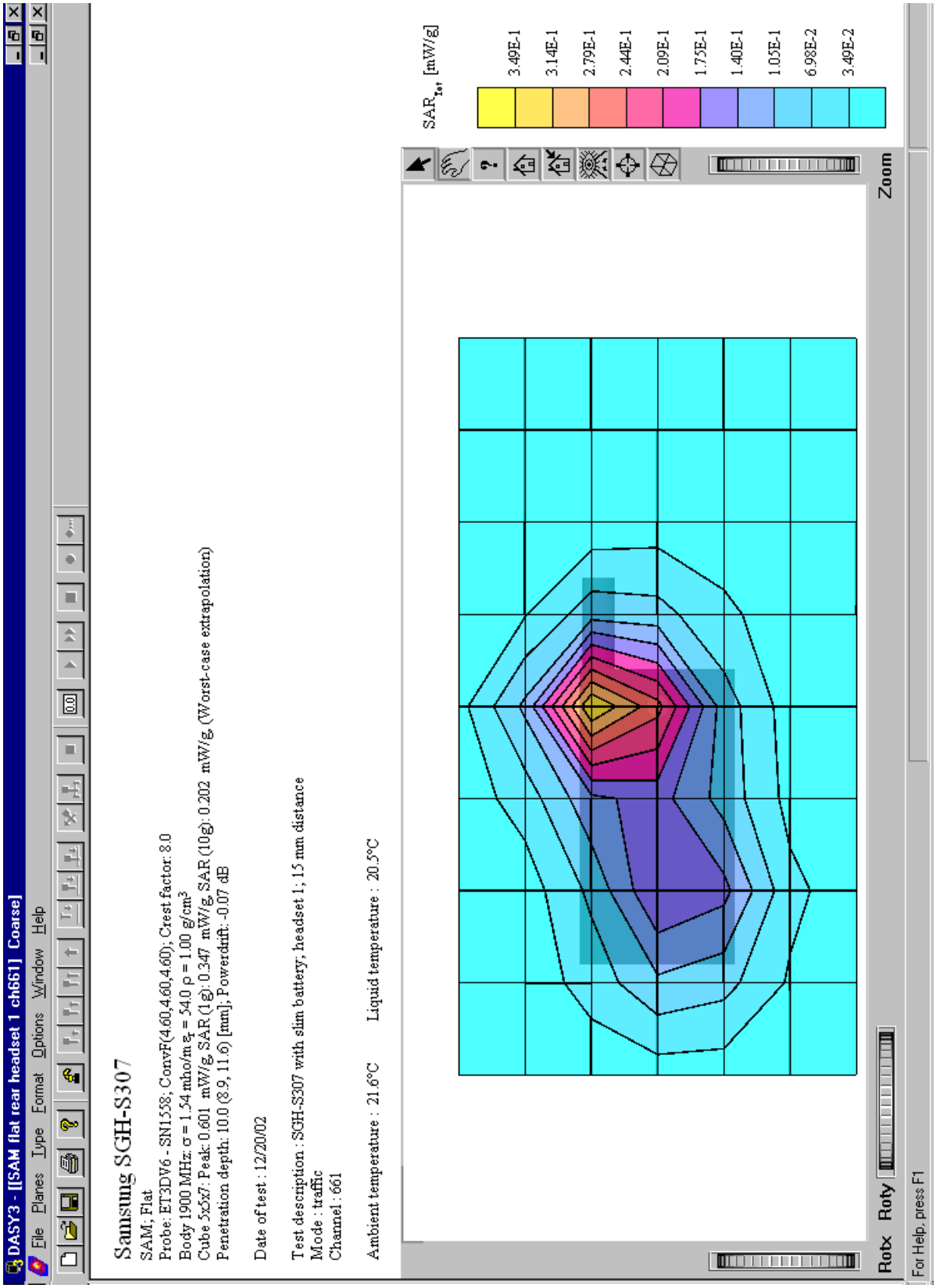
DASY3 - [[SAM flat rear headset 1 ch661] Coarse]
File Planes Type Format Options Window Help
Samsung SGH-S307
SAM; Flat
Probe: ET3DV6 - SN1538; ConvF(4.60,4.60,4.60); Crest factor: 8.0
Body 1900 MHz: σ = 1.34 mho/m ρ = 54.0 ρ = 1.00 g/cm³
Cube 5x5x7: Peak: 0.601 mW/g SAR (1g): 0.347 mW/g SAR (10g): 0.202 mW/g (Worst-case extrapolation)
Penetration depth: 10.0 (8.9, 11.6) [mm]; Powerdrift: -0.07 dB
Date of test : 12/20/02
Test description : SGH-S307 with slim battery; headset 1; 15 mm distance
Mode : traffic
Channel : 661
Ambient temperature : 21.6°C Liquid temperature : 20.5°C
SAR_tot [mW/g]
3.49E-1
3.14E-1
2.79E-1
2.44E-1
2.09E-1
1.75E-1
1.40E-1
1.05E-1
6.98E-2
3.49E-2
Zoom
Rotx Roty
For Help, press F1

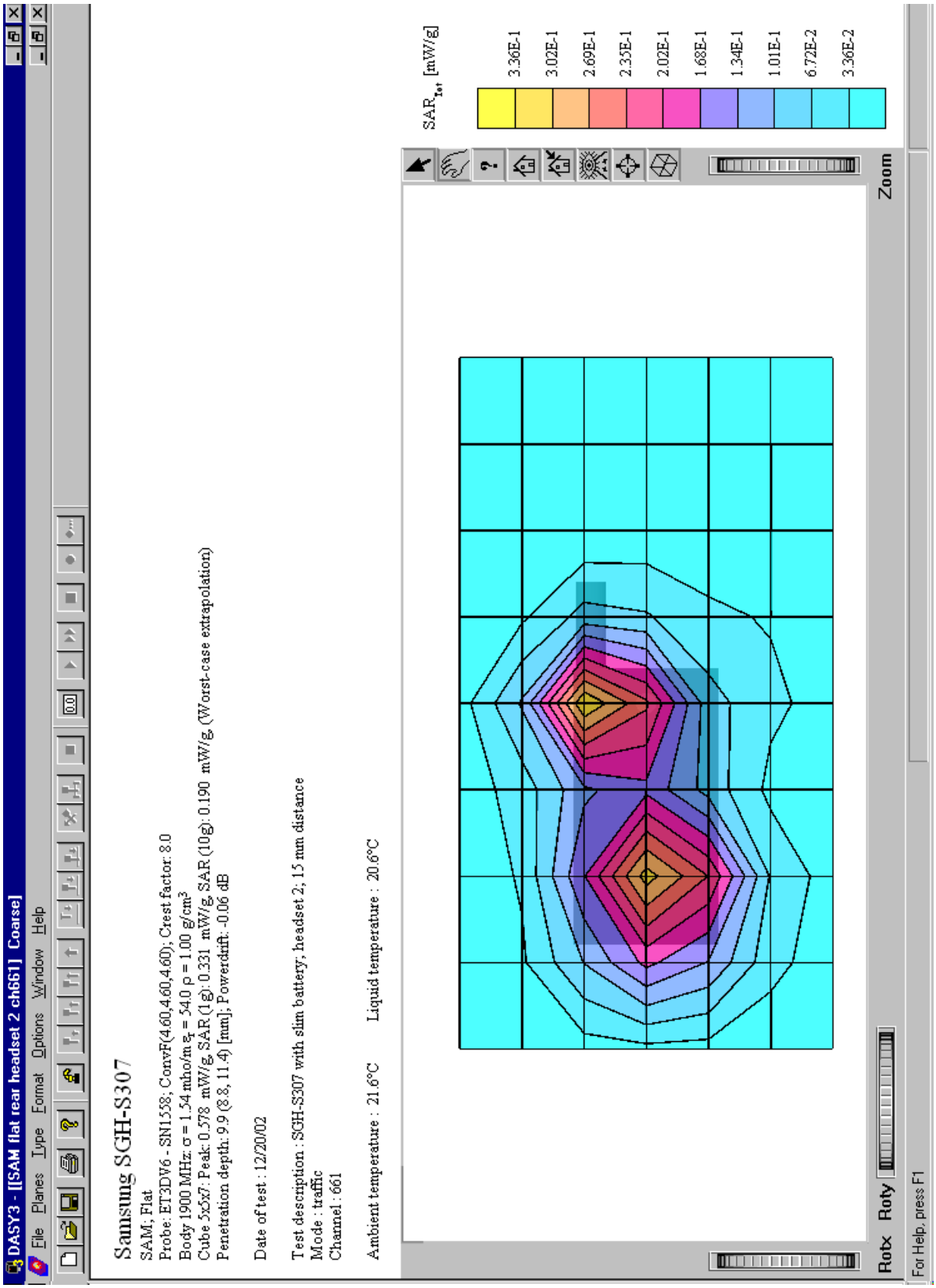
DASY3 - [[SAM flat rear headset 2 ch661] Coarse]
File Planes Type Format Options Window Help
Samsung SGH-S307
SAM; Flat
Probe: ET3DV6 - SN1558; ConvF(4.60,4.60,4.60); Crest factor: 8.0
Body 1900 MHz: σ = 1.54 mho/m ε_r = 54.0 ρ = 1.00 g/cm³
Cube 5x5x7: Peak: 0.578 mW/g SAR (1g): 0.331 mW/g SAR (10g): 0.190 mW/g (Worst-case extrapolation)
Penetration depth: 9.9 (8.8, 11.4) [mm]; Powerdrift: -0.06 dB
Date of test : 12/20/02
Test description : SGH-S307 with slim battery; headset 2; 15 mm distance
Mode : traffic
Channel : 661
Ambient temperature : 21.6°C
Liquid temperature : 20.6°C
SAR_tot [mW/g]
3.36E-1
3.02E-1
2.69E-1
2.35E-1
2.02E-1
1.68E-1
1.34E-1
1.01E-1
6.72E-2
3.36E-2
Zoom
Rotx Roty
For Help, press F1

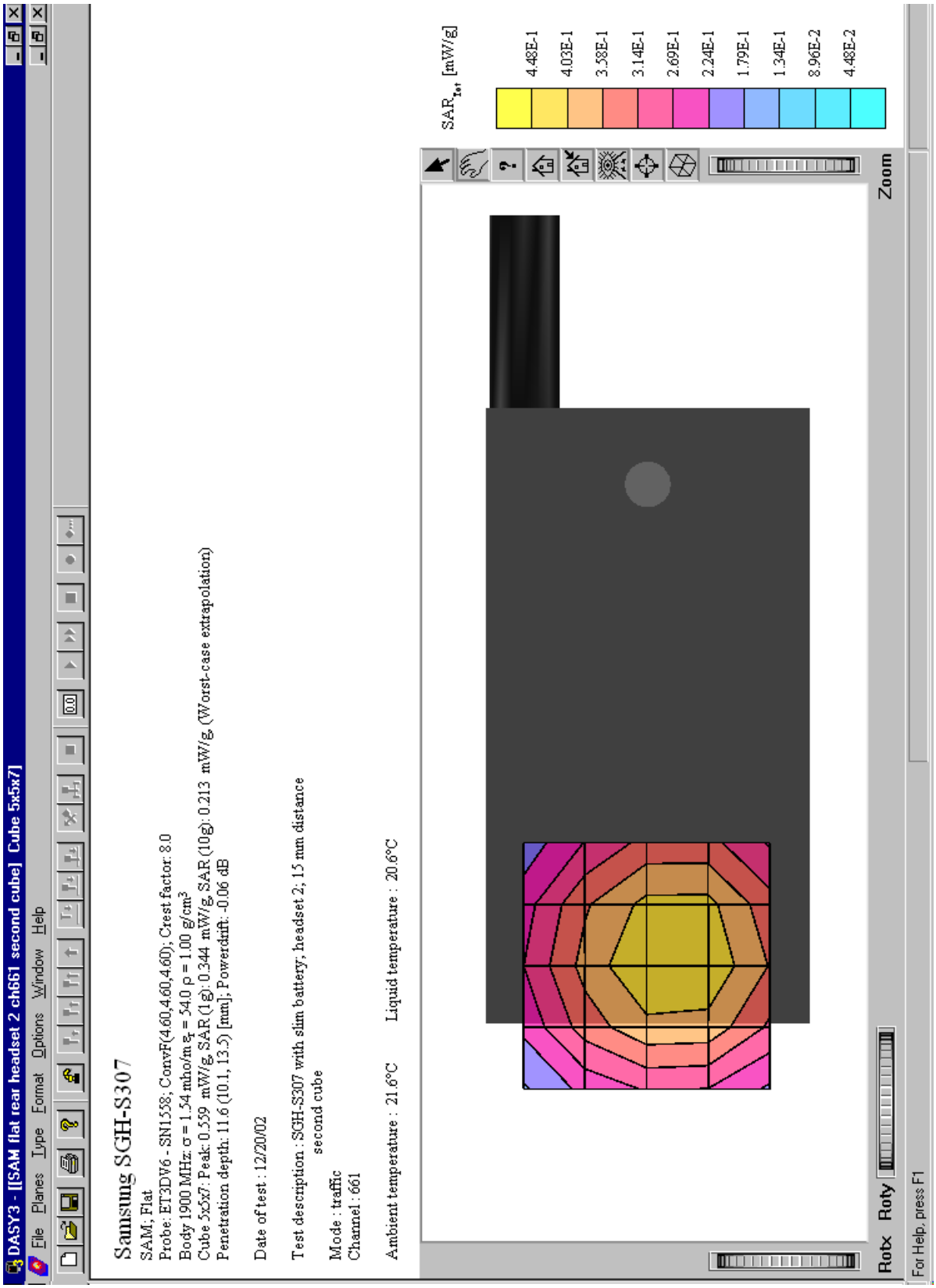
DASY3 - [[SAM flat rear headset 2 ch661 second cube] Cube 5x5x7]
File Planes Type Format Options Window Help
Samsung SGH-S307
SAM; Flat
Probe: ET3DV6 - SN1558; ConvF(4.60,4.60,4.60); Crest factor: 8.0
Body 1900 MHz: σ = 1.34 mho/m ρ = 54.0 ρ = 1.00 g/cm³
Cube 5x5x7: Peak: 0.559 mW/g SAR (1g): 0.344 mW/g SAR (10g): 0.213 mW/g (Worst-case extrapolation)
Penetration depth: 11.6 (10.1, 13.5) [mm]; Powerdrift: -0.06 dB
Date of test : 12/20/02
Test description : SGH-S307 with slim battery; headset 2; 15 mm distance
second cube
Mode : traffic
Channel : 661
Ambient temperature : 21.6°C
Liquid temperature : 20.6°C
SAR_tot [mW/g]
4.48E-1
4.03E-1
3.58E-1
3.14E-1
2.69E-1
2.24E-1
1.79E-1
1.34E-1
8.96E-2
4.48E-2
Zoom
Rotx
Roty
For Help, press F1

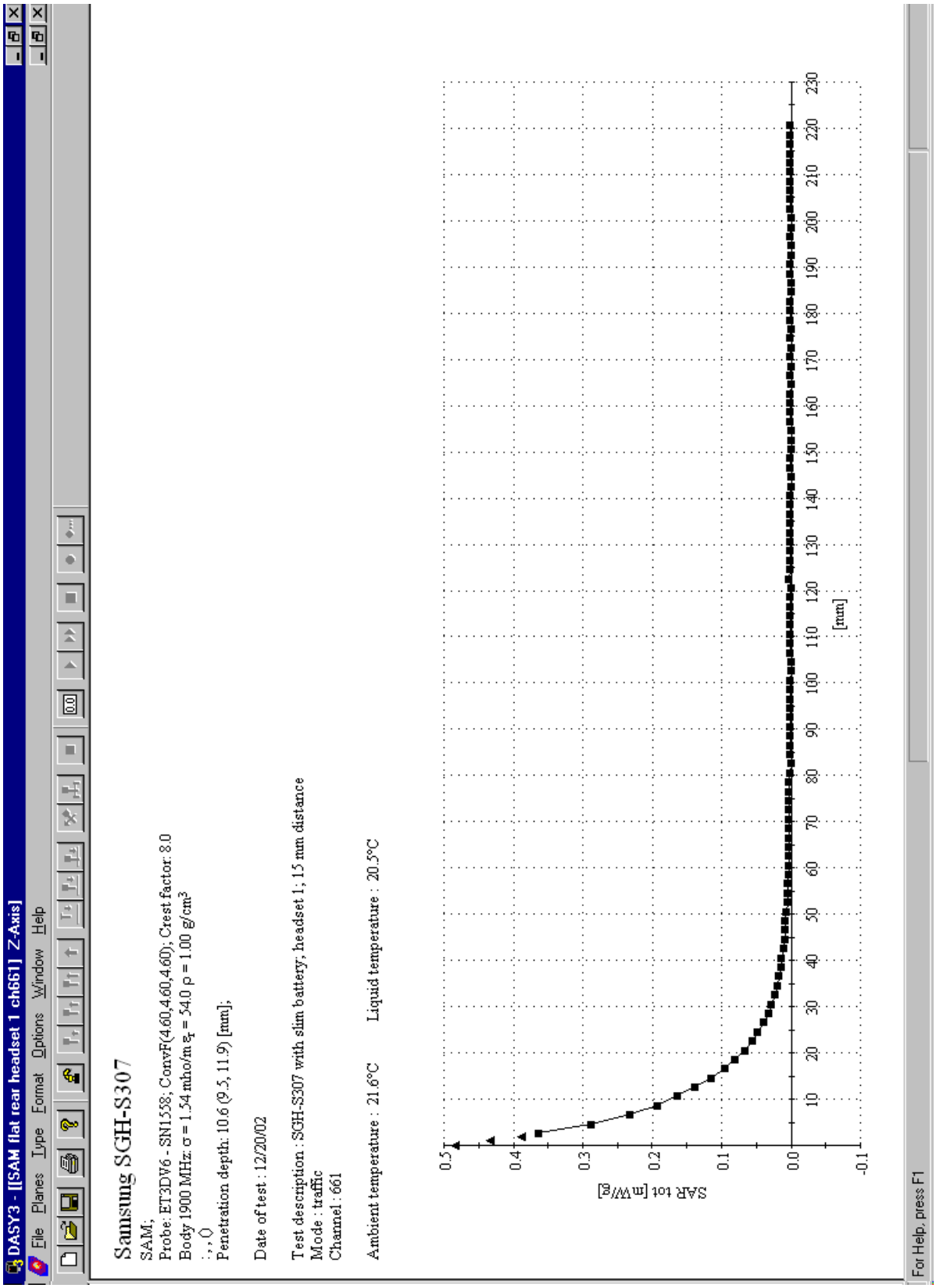
DASY3 - [[SAM flat rear headset 1 ch661] Z-Axis]
File Planes Type Format Options Window Help
Samsung SGH-S307
SAM;
Probe: ET3DV6 - SN1558; ConvF(4.60,4.60,4.60); Crest factor: 8.0
Body 1900 MHz: σ = 1.54 mho/m εr = 54.0 ρ = 1.00 g/cm3
Penetration depth: 10.6 (9.5, 11.9) [mm];
Date of test : 12/20/02
Test description : SGH-S307 with slim battery; headset 1; 15 mm distance
Mode : traffic
Channel : 661
Ambient temperature : 21.6°C
Liquid temperature : 20.5°C
SAR tot [mW/g]
[mm]
For Help, press F1