**SAMSUNG FCC ID : A3LSGHT509 -- 835MHz GSM850 Head SAR**
**DUT: SGH-T509; Serial: FD-013-B**
**Program Name: SGH-T509 GSM850 Right (Job No. : FD-013)**
**Procedure Name: Cheek/Touch, Ch.251, Ant.Intenna, Bat.Standard**
**Procedure Notes: Meas.Tissue Temp(celsius)-21.6, Ambient Temp-22.6;Test Date-07/Feb/2006[OET Bulletin 65-Supplement C, July 2001]**
Communication System: GSM850; Frequency: 848.8 MHz;Duty Cycle: 1:8.3
Medium parameters used: f = 848.8 MHz; $\sigma$ = 0.93 mho/m; $\varepsilon_r$ = 41.9; $\rho$ = 1000 kg/m$^3$
Phantom section: Right Section
DASY4 Configuration:

- Probe: ES3DV2 - SN3017; ConvF(6.14, 6.14, 6.14); Calibrated: 2005-09-20
- Sensor-Surface: 4mm (Mechanical Surface Detection)
- Electronics: DAE3 Sn486; Calibrated: 2005-08-30
- Phantom: SAM PHANTOM #1; Type: SAM; Serial: TP-1247
- Measurement SW: DASY4, V4.6 Build 23; Postprocessing SW: SEMCAD, V1.8 Build 160

**Cheek/Touch, Ch.251, Ant.Intenna, Bat.Standard/Area Scan (51x71x1):** Measurement grid: dx=20mm, dy=20mm
Maximum value of SAR (interpolated) = 0.464 mW/g

**Cheek/Touch, Ch.251, Ant.Intenna, Bat.Standard/Zoom Scan (5x5x7)/Cube 0:**
Measurement grid: dx=8mm, dy=8mm, dz=5mm
Reference Value = 6.53 V/m; Power Drift = 0.021 dB
Peak SAR (extrapolated) = 0.596 W/kg
**SAR(1 g) = 0.437 mW/g**
Maximum value of SAR (measured) = 0.471 mW/g




0 dB = 0.471mW/g

**SAMSUNG FCC ID : A3LSGHT509 -- 835MHz GSM850 Head SAR**
**DUT: SGH-T509; Serial: FD-013-B**
**Program Name: SGH-T509 GSM850 Right (Job No. : FD-013)**
**Procedure Name: Ear/Tilt, Ch.190, Ant.Intenna, Bat.Standard**
**Procedure Notes: Meas.Tissue Temp(celsius)-21.6, Ambient Temp-22.6;Test Date-07/Feb/2006[OET Bulletin 65-Supplement C, July 2001]**
Communication System: GSM850; Frequency: 836.6 MHz;Duty Cycle: 1:8.3
Medium parameters used: f = 836.6 MHz; $\sigma$ = 0.93 mho/m; $\varepsilon_r$ = 41.9; $\rho$ = 1000 kg/m$^3$
Phantom section: Right Section
DASY4 Configuration:

- Probe: ES3DV2 - SN3017; ConvF(6.14, 6.14, 6.14); Calibrated: 2005-09-20
- Sensor-Surface: 4mm (Mechanical Surface Detection)
- Electronics: DAE3 Sn486; Calibrated: 2005-08-30
- Phantom: SAM PHANTOM #1; Type: SAM; Serial: TP-1247
- Measurement SW: DASY4, V4.6 Build 23; Postprocessing SW: SEMCAD, V1.8 Build 160

**Ear/Tilt, Ch.190, Ant.Intenna, Bat.Standard/Area Scan (51x71x1):** Measurement grid: dx=20mm, dy=20mm
Maximum value of SAR (interpolated) = 0.152 mW/g

**Ear/Tilt, Ch.190, Ant.Intenna, Bat.Standard/Zoom Scan (5x5x7)/Cube 0:** Measurement grid: dx=8mm, dy=8mm, dz=5mm
Reference Value = 7.55 V/m; Power Drift = -0.059 dB
Peak SAR (extrapolated) = 0.180 W/kg
**SAR(1 g) = 0.137 mW/g**
Maximum value of SAR (measured) = 0.146 mW/g




0 dB = 0.146mW/g

**SAMSUNG FCC ID : A3LSGHT509 -- 835MHz GSM850 Head SAR**
**DUT: SGH-T509; Serial: FD-013-B**
**Program Name: SGH-T509 GSM850 Left (Job No. : FD-013)**
**Procedure Name: Cheek/Touch, Ch.251, Ant.Intenna, Bat.Standard**
**Procedure Notes: Meas.Tissue Temp(celsius)-21.6, Ambient Temp-22.6;Test Date-07/Feb/2006[OET Bulletin 65-Supplement C, July 2001]**
Communication System: GSM850; Frequency: 848.8 MHz;Duty Cycle: 1:8.3
Medium parameters used: f = 848.8 MHz; $\sigma$ = 0.93 mho/m; $\varepsilon_r$ = 41.9; $\rho$ = 1000 kg/m$^3$
Phantom section: Left Section
DASY4 Configuration:

- Probe: ES3DV2 - SN3017; ConvF(6.14, 6.14, 6.14); Calibrated: 2005-09-20
- Sensor-Surface: 4mm (Mechanical Surface Detection)
- Electronics: DAE3 Sn486; Calibrated: 2005-08-30
- Phantom: SAM PHANTOM #1; Type: SAM; Serial: TP-1247
- Measurement SW: DASY4, V4.6 Build 23; Postprocessing SW: SEMCAD, V1.8 Build 160

**Cheek/Touch, Ch.251, Ant.Intenna, Bat.Standard/Area Scan (51x71x1):** Measurement grid: dx=20mm, dy=20mm
Maximum value of SAR (interpolated) = 0.455 mW/g

**Cheek/Touch, Ch.251, Ant.Intenna, Bat.Standard/Zoom Scan (5x5x7)/Cube 0:**
Measurement grid: dx=8mm, dy=8mm, dz=5mm
Reference Value = 6.25 V/m; Power Drift = 0.073 dB
Peak SAR (extrapolated) = 0.565 W/kg
**SAR(1 g) = 0.407 mW/g**
Maximum value of SAR (measured) = 0.438 mW/g




0 dB = 0.438mW/g

**SAMSUNG FCC ID : A3LSGHT509 -- 835MHz GSM850 Head SAR**
**DUT: SGH-T509; Serial: FD-013-B**
**Program Name: SGH-T509 GSM850 Left (Job No. : FD-013)**
**Procedure Name: Ear/Tilt, Ch.190, Ant.Intenna, Bat.Standard**
**Procedure Notes: Meas.Tissue Temp(celsius)-21.6, Ambient Temp-22.6;Test Date-07/Feb/2006[OET Bulletin 65-Supplement C, July 2001]**
Communication System: GSM850; Frequency: 836.6 MHz;Duty Cycle: 1:8.3
Medium parameters used: f = 836.6 MHz; $\sigma$ = 0.93 mho/m; $\varepsilon_r$ = 41.9; $\rho$ = 1000 kg/m$^3$
Phantom section: Left Section
DASY4 Configuration:

- Probe: ES3DV2 - SN3017; ConvF(6.14, 6.14, 6.14); Calibrated: 2005-09-20
- Sensor-Surface: 4mm (Mechanical Surface Detection)
- Electronics: DAE3 Sn486; Calibrated: 2005-08-30
- Phantom: SAM PHANTOM #1; Type: SAM; Serial: TP-1247
- Measurement SW: DASY4, V4.6 Build 23; Postprocessing SW: SEMCAD, V1.8 Build 160

**Ear/Tilt, Ch.190, Ant.Intenna, Bat.Standard/Area Scan (51x71x1):** Measurement grid: dx=20mm, dy=20mm
Maximum value of SAR (interpolated) = 0.134 mW/g

**Ear/Tilt, Ch.190, Ant.Intenna, Bat.Standard/Zoom Scan (5x5x7)/Cube 0:** Measurement grid: dx=8mm, dy=8mm, dz=5mm
Reference Value = 6.69 V/m; Power Drift = 0.106 dB
Peak SAR (extrapolated) = 0.155 W/kg
**SAR(1 g) = 0.121 mW/g**
Maximum value of SAR (measured) = 0.128 mW/g




0 dB = 0.128mW/g

**SAMSUNG FCC ID : A3LSGHT509 -- 835MHz GSM850 Head SAR**
**DUT: SGH-T509; Serial: FD-013-B**
**Program Name: SGH-T509 GSM850 Right (Job No. : FD-013)**
**Procedure Name: Cheek/Touch, Ch.251, Ant.Intenna, Bat.Standard With Bluetooth**
**Procedure Notes: Meas.Tissue Temp(celsius)-21.6, Ambient Temp-22.6;Test Date-07/Feb/2006[OET Bulletin 65-Supplement C, July 2001]**
Communication System: GSM850; Frequency: 848.8 MHz;Duty Cycle: 1:8.3
Medium parameters used: f = 848.8 MHz; $\sigma$ = 0.93 mho/m; $\varepsilon_r$ = 41.9; $\rho$ = 1000 kg/m$^3$
Phantom section: Right Section
DASY4 Configuration:

- Probe: ES3DV2 - SN3017; ConvF(6.14, 6.14, 6.14); Calibrated: 2005-09-20
- Sensor-Surface: 4mm (Mechanical Surface Detection)
- Electronics: DAE3 Sn486; Calibrated: 2005-08-30
- Phantom: SAM PHANTOM #1; Type: SAM; Serial: TP-1247
- Measurement SW: DASY4, V4.6 Build 23; Postprocessing SW: SEMCAD, V1.8 Build 160

**Cheek/Touch, Ch.251, Ant.Intenna, Bat.Standard With Bluetooth/Area Scan (51x71x1):**
Measurement grid: dx=20mm, dy=20mm
Maximum value of SAR (interpolated) = 0.464 mW/g

**Cheek/Touch, Ch.251, Ant.Intenna, Bat.Standard With Bluetooth/Zoom Scan (5x5x7)/Cube 0:** Measurement grid: dx=8mm, dy=8mm, dz=5mm
Reference Value = 6.58 V/m; Power Drift = -0.121 dB
Peak SAR (extrapolated) = 0.585 W/kg
**SAR(1 g) = 0.430 mW/g**
Maximum value of SAR (measured) = 0.463 mW/g




0 dB = 0.463mW/g

**SAMSUNG FCC ID : A3LSGHT509 -- 835MHz GSM850 Head SAR**
**DUT: SGH-T509; Serial: FD-013-B**
**Program Name: SGH-T509 GSM850 Right (Job No. : FD-013)**
**Procedure Name: Cheek/Touch, Ch.251, Ant.Intenna, Bat.Standard**
**Procedure Notes: Meas.Tissue Temp(celsius)-21.6, Ambient Temp-22.6;Test Date-07/Feb/2006[OET Bulletin 65-Supplement C, July 2001]**
Communication System: GSM850; Frequency: 848.8 MHz;Duty Cycle: 1:8.3
Medium parameters used: f = 848.8 MHz; $\sigma$ = 0.93 mho/m; $\varepsilon_r$ = 41.9; $\rho$ = 1000 kg/m$^3$
Phantom section: Right Section
DASY4 Configuration:

- Probe: ES3DV2 - SN3017; ConvF(6.14, 6.14, 6.14); Calibrated: 2005-09-20
- Sensor-Surface: 4mm (Mechanical Surface Detection)
- Electronics: DAE3 Sn486; Calibrated: 2005-08-30
- Phantom: SAM PHANTOM #1; Type: SAM; Serial: TP-1247
- Measurement SW: DASY4, V4.6 Build 23; Postprocessing SW: SEMCAD, V1.8 Build 160

**Cheek/Touch, Ch.251, Ant.Intenna, Bat.Standard/Area Scan (51x71x1):** Measurement grid: dx=20mm, dy=20mm
Maximum value of SAR (interpolated) = 0.464 mW/g

**Cheek/Touch, Ch.251, Ant.Intenna, Bat.Standard/Zoom Scan (5x5x7)/Cube 0:**
Measurement grid: dx=8mm, dy=8mm, dz=5mm
Reference Value = 6.53 V/m; Power Drift = 0.021 dB
Peak SAR (extrapolated) = 0.596 W/kg
**SAR(1 g) = 0.437 mW/g**
Maximum value of SAR (measured) = 0.471 mW/g

**SAMSUNG FCC ID : A3LSGHT509 -- 835MHz GSM850 Head SAR**
**DUT: SGH-T509; Serial: FD-013-B**
**Program Name: SGH-T509 GSM850 Right (Job No. : FD-013)**
**Procedure Name: Cheek/Touch, Ch.251, Ant.Intenna, Bat.Standard With Bluetooth**
**Procedure Notes: Meas.Tissue Temp(celsius)-21.6, Ambient Temp-22.6;Test Date-07/Feb/2006[OET Bulletin 65-Supplement C, July 2001]**
Communication System: GSM850; Frequency: 848.8 MHz;Duty Cycle: 1:8.3
Medium parameters used: f = 848.8 MHz; $\sigma$ = 0.93 mho/m; $\varepsilon_r$ = 41.9; $\rho$ = 1000 kg/m$^3$
Phantom section: Right Section
DASY4 Configuration:

- Probe: ES3DV2 - SN3017; ConvF(6.14, 6.14, 6.14); Calibrated: 2005-09-20
- Sensor-Surface: 4mm (Mechanical Surface Detection)
- Electronics: DAE3 Sn486; Calibrated: 2005-08-30
- Phantom: SAM PHANTOM #1; Type: SAM; Serial: TP-1247
- Measurement SW: DASY4, V4.6 Build 23; Postprocessing SW: SEMCAD, V1.8 Build 160

**Cheek/Touch, Ch.251, Ant.Intenna, Bat.Standard With Bluetooth/Area Scan (51x71x1):**
Measurement grid: dx=20mm, dy=20mm
Maximum value of SAR (interpolated) = 0.464 mW/g

**Cheek/Touch, Ch.251, Ant.Intenna, Bat.Standard With Bluetooth/Zoom Scan (5x5x7)/Cube 0:** Measurement grid: dx=8mm, dy=8mm, dz=5mm
Reference Value = 6.58 V/m; Power Drift = -0.121 dB
Peak SAR (extrapolated) = 0.585 W/kg
**SAR(1 g) = 0.430 mW/g**
Maximum value of SAR (measured) = 0.463 mW/g

**SAMSUNG FCC ID : A3LSGHT509 -- 835MHz GPRS850 Body SAR**
**DUT: SGH-T509(Body); Serial: FD-013-B**
**Program Name: SGH-T509 GSM850 Body (Job No. : FD-013)**
**Procedure Name: Body, Ch.251, Ant.Intenna, Bat.Standard With Bluetooth**
**Procedure Notes: Meas.Tissue Temp(celsius)-21.9, Ambient Temp-22.6;Test Date-07/Feb/2006[OET Bulletin 65-Supplement C, July 2001]**
Communication System: GSM 850 (GPRS); Frequency: 848.8 MHz;Duty Cycle: 1:4.15
Medium parameters used: f = 848.8 MHz; $\sigma$ = 0.99 mho/m; $\varepsilon_r$ = 54.3; $\rho$ = 1000 kg/m$^3$
Phantom section: Flat Section
DASY4 Configuration:

- Probe: ES3DV2 - SN3017; ConvF(6.18, 6.18, 6.18); Calibrated: 2005-09-20
- Sensor-Surface: 4mm (Mechanical Surface Detection)
- Electronics: DAE3 Sn486; Calibrated: 2005-08-30
- Phantom: SAM PHANTOM #1; Type: SAM; Serial: TP-1247
- Measurement SW: DASY4, V4.6 Build 23; Postprocessing SW: SEMCAD, V1.8 Build 160

**Body, Ch.251, Ant.Intenna, Bat.Standard With Bluetooth/Area Scan (51x71x1):**
Measurement grid: dx=20mm, dy=20mm
Maximum value of SAR (interpolated) = 0.654 mW/g

**Body, Ch.251, Ant.Intenna, Bat.Standard With Bluetooth/Zoom Scan (5x5x7)/Cube 0:**
Measurement grid: dx=8mm, dy=8mm, dz=5mm
Reference Value = 17.6 V/m; Power Drift = 0.044 dB
Peak SAR (extrapolated) = 0.782 W/kg
**SAR(1 g) = 0.595 mW/g**
Maximum value of SAR (measured) = 0.636 mW/g

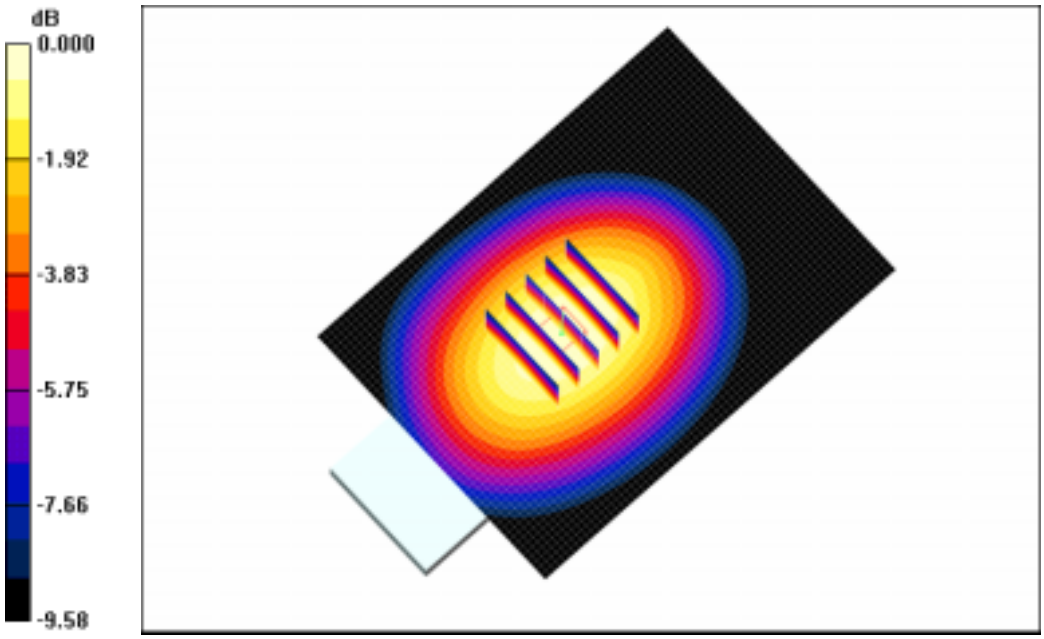


0 dB = 0.636mW/g

**SAMSUNG FCC ID : A3LSGHT509 -- 835MHz GSM850 Body SAR**
**DUT: SGH-T509(Body); Serial: FD-013-B**
**Program Name: SGH-T509 GSM850 Body (Job No. : FD-013)**
**Procedure Name: Body, Ch.251, Ant.Intenna, Bat.Standard With Bluetooth**
**Procedure Notes: Meas.Tissue Temp(celsius)-21.9, Ambient Temp-22.6;Test Date-07/Feb/2006[OET Bulletin 65-Supplement C, July 2001]**
Communication System: GSM 850 (GPRS); Frequency: 848.8 MHz;Duty Cycle: 1:4.15
Medium parameters used: f = 848.8 MHz; $\sigma$ = 0.99 mho/m; $\varepsilon_r$ = 54.3; $\rho$ = 1000 kg/m$^3$
Phantom section: Flat Section
DASY4 Configuration:

- Probe: ES3DV2 - SN3017; ConvF(6.18, 6.18, 6.18); Calibrated: 2005-09-20
- Sensor-Surface: 4mm (Mechanical Surface Detection)
- Electronics: DAE3 Sn486; Calibrated: 2005-08-30
- Phantom: SAM PHANTOM #1; Type: SAM; Serial: TP-1247
- Measurement SW: DASY4, V4.6 Build 23; Postprocessing SW: SEMCAD, V1.8 Build 160

**Body, Ch.251, Ant.Intenna, Bat.Standard With Bluetooth/Area Scan (51x71x1):**
Measurement grid: dx=20mm, dy=20mm
Maximum value of SAR (interpolated) = 0.654 mW/g

**Body, Ch.251, Ant.Intenna, Bat.Standard With Bluetooth/Zoom Scan (5x5x7)/Cube 0:**
Measurement grid: dx=8mm, dy=8mm, dz=5mm
Reference Value = 17.6 V/m; Power Drift = 0.044 dB
Peak SAR (extrapolated) = 0.782 W/kg
**SAR(1 g) = 0.595 mW/g**
Maximum value of SAR (measured) = 0.636 mW/g

**SAMSUNG FCC ID : A3LSGHT509 -- 1900MHz GSM1900 Head SAR**
**DUT: SGH-T509; Serial: FD-013-B**
**Program Name: SGH-T509 GSM1900 Right (Job No. : FD-013)**
**Procedure Name: Cheek/Touch, Ch.512, Ant.Intenna, Bat.Standard**
**Procedure Notes: Meas.Tissue Temp(celsius)-21.7, Ambient Temp-22.6;Test Date-07/Feb/2006[OET Bulletin 65-Supplement C, July 2001]**
Communication System: GSM 1900; Frequency: 1909.8 MHz;Duty Cycle: 1:8.3
Medium parameters used: f = 1909.8 MHz; $\sigma$ = 1.4 mho/m; $\varepsilon_r$ = 39.3; $\rho$ = 1000 kg/m$^3$
Phantom section: Right Section
DASY4 Configuration:

- Probe: ES3DV2 - SN3017; ConvF(5.02, 5.02, 5.02); Calibrated: 2005-09-20
- Sensor-Surface: 4mm (Mechanical Surface Detection)
- Electronics: DAE3 Sn486; Calibrated: 2005-08-30
- Phantom: SAM PHANTOM #2; Type: SAM; Serial: TP-1248
- Measurement SW: DASY4, V4.6 Build 23; Postprocessing SW: SEMCAD, V1.8 Build 160

**Cheek/Touch, Ch.512, Ant.Intenna, Bat.Standard/Area Scan (51x71x1):** Measurement grid: dx=20mm, dy=20mm
Maximum value of SAR (interpolated) = 0.723 mW/g

**Cheek/Touch, Ch.512, Ant.Intenna, Bat.Standard/Zoom Scan (5x5x7)/Cube 0:**
Measurement grid: dx=8mm, dy=8mm, dz=5mm
Reference Value = 6.85 V/m; Power Drift = -0.077 dB
Peak SAR (extrapolated) = 1.05 W/kg
**SAR(1 g) = 0.746 mW/g**
Maximum value of SAR (measured) = 0.808 mW/g




0 dB = 0.808mW/g

**SAMSUNG FCC ID : A3LSGHT509 -- 1900MHz GSM1900 Head SAR**
**DUT: SGH-T509; Serial: FD-013-B**
**Program Name: SGH-T509 GSM1900 Right (Job No. : FD-013)**
**Procedure Name: Ear/Tilt, Ch.661, Ant.Intenna, Bat.Standard**
**Procedure Notes: Meas.Tissue Temp(celsius)-21.7, Ambient Temp-22.6;Test Date-07/Feb/2006[OET Bulletin 65-Supplement C, July 2001]**
Communication System: GSM 1900; Frequency: 1880 MHz;Duty Cycle: 1:8.3
Medium parameters used: f = 1880 MHz; $\sigma$ = 1.4 mho/m; $\varepsilon_r$ = 39.3; $\rho$ = 1000 kg/m$^3$
Phantom section: Right Section
DASY4 Configuration:

- Probe: ES3DV2 - SN3017; ConvF(5.02, 5.02, 5.02); Calibrated: 2005-09-20
- Sensor-Surface: 4mm (Mechanical Surface Detection)
- Electronics: DAE3 Sn486; Calibrated: 2005-08-30
- Phantom: SAM PHANTOM #2; Type: SAM; Serial: TP-1248
- Measurement SW: DASY4, V4.6 Build 23; Postprocessing SW: SEMCAD, V1.8 Build 160

**Ear/Tilt, Ch.661, Ant.Intenna, Bat.Standard/Area Scan (51x71x1):** Measurement grid: dx=20mm, dy=20mm
Maximum value of SAR (interpolated) = 0.190 mW/g

**Ear/Tilt, Ch.661, Ant.Intenna, Bat.Standard/Zoom Scan (5x5x7)/Cube 0:** Measurement grid: dx=8mm, dy=8mm, dz=5mm
Reference Value = 8.72 V/m; Power Drift = 0.079 dB
Peak SAR (extrapolated) = 0.210 W/kg
**SAR(1 g) = 0.148 mW/g**
Maximum value of SAR (measured) = 0.158 mW/g

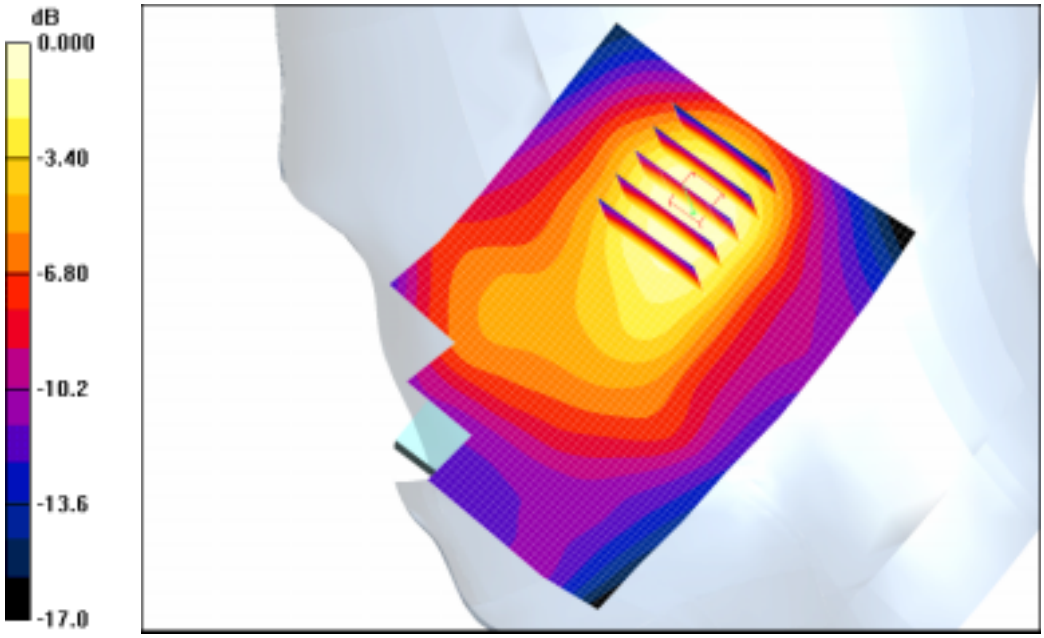


0 dB = 0.158mW/g

**SAMSUNG FCC ID : A3LSGHT509 -- 1900MHz GSM1900 Head SAR**
**DUT: SGH-T509; Serial: FD-013-B**
**Program Name: SGH-T509 GSM1900 Left (Job No. : FD-013)**
**Procedure Name: Cheek/Touch, Ch.512, Ant.Intenna, Bat.Standard**
**Procedure Notes: Meas.Tissue Temp(celsius)-21.7, Ambient Temp-22.6;Test Date-07/Feb/2006[OET Bulletin 65-Supplement C, July 2001]**
Communication System: GSM 1900; Frequency: 1850.2 MHz;Duty Cycle: 1:8.3
Medium parameters used: f = 1850.2 MHz; $\sigma$ = 1.4 mho/m; $\varepsilon_r$ = 39.3; $\rho$ = 1000 kg/m$^3$
Phantom section: Left Section
DASY4 Configuration:

- Probe: ES3DV2 - SN3017; ConvF(5.02, 5.02, 5.02); Calibrated: 2005-09-20
- Sensor-Surface: 4mm (Mechanical Surface Detection)
- Electronics: DAE3 Sn486; Calibrated: 2005-08-30
- Phantom: SAM PHANTOM #2; Type: SAM; Serial: TP-1248
- Measurement SW: DASY4, V4.6 Build 23; Postprocessing SW: SEMCAD, V1.8 Build 160

**Cheek/Touch, Ch.512, Ant.Intenna, Bat.Standard/Area Scan (51x71x1):** Measurement grid: dx=20mm, dy=20mm
Maximum value of SAR (interpolated) = 0.750 mW/g

**Cheek/Touch, Ch.512, Ant.Intenna, Bat.Standard/Zoom Scan (5x5x7)/Cube 0:**
Measurement grid: dx=8mm, dy=8mm, dz=5mm
Reference Value = 5.39 V/m; Power Drift = 0.000 dB
Peak SAR (extrapolated) = 1.12 W/kg
**SAR(1 g) = 0.681 mW/g**
Maximum value of SAR (measured) = 0.731 mW/g




0 dB = 0.731mW/g

**SAMSUNG FCC ID : A3LSGHT509 -- 1900MHz GSM1900 Head SAR**
**DUT: SGH-T509; Serial: FD-013-B**
**Program Name: SGH-T509 GSM1900 Right (Job No. : FD-013)**
**Procedure Name: Cheek/Touch, Ch.512, Ant.Intenna, Bat.Standard With Bluetooth**
**Procedure Notes: Meas.Tissue Temp(celsius)-21.7, Ambient Temp-22.6;Test Date-07/Feb/2006[OET Bulletin 65-Supplement C, July 2001]**
Communication System: GSM 1900; Frequency: 1850.2 MHz;Duty Cycle: 1:8.3
Medium parameters used: f = 1850.2 MHz; $\sigma$ = 1.4 mho/m; $\varepsilon_r$ = 39.3; $\rho$ = 1000 kg/m$^3$
Phantom section: Right Section
DASY4 Configuration:

- Probe: ES3DV2 - SN3017; ConvF(5.02, 5.02, 5.02); Calibrated: 2005-09-20
- Sensor-Surface: 4mm (Mechanical Surface Detection)
- Electronics: DAE3 Sn486; Calibrated: 2005-08-30
- Phantom: SAM PHANTOM #2; Type: SAM; Serial: TP-1248
- Measurement SW: DASY4, V4.6 Build 23; Postprocessing SW: SEMCAD, V1.8 Build 160

**Cheek/Touch, Ch.512, Ant.Intenna, Bat.Standard With Bluetooth/Area Scan (51x71x1):**
Measurement grid: dx=20mm, dy=20mm
Maximum value of SAR (interpolated) = 0.709 mW/g

**Cheek/Touch, Ch.512, Ant.Intenna, Bat.Standard With Bluetooth/Zoom Scan (5x5x7)/Cube 0:** Measurement grid: dx=8mm, dy=8mm, dz=5mm
Reference Value = 6.62 V/m; Power Drift = 0.053 dB
Peak SAR (extrapolated) = 1.05 W/kg
**SAR(1 g) = 0.737 mW/g**
Maximum value of SAR (measured) = 0.811 mW/g




0 dB = 0.811mW/g

**SAMSUNG FCC ID : A3LSGHT509 -- 1900MHz GSM1900 Head SAR**
**DUT: SGH-T509; Serial: FD-013-B**
**Program Name: SGH-T509 GSM1900 Left (Job No. : FD-013)**
**Procedure Name: Ear/Tilt, Ch.661, Ant.Intenna, Bat.Standard**
**Procedure Notes: Meas.Tissue Temp(celsius)-21.7, Ambient Temp-22.6;Test Date-07/Feb/2006[OET Bulletin 65-Supplement C, July 2001]**
Communication System: GSM 1900; Frequency: 1880 MHz;Duty Cycle: 1:8.3
Medium parameters used: f = 1880 MHz; $\sigma$ = 1.4 mho/m; $\varepsilon_r$ = 39.3; $\rho$ = 1000 kg/m$^3$
Phantom section: Left Section
DASY4 Configuration:

- Probe: ES3DV2 - SN3017; ConvF(5.02, 5.02, 5.02); Calibrated: 2005-09-20
- Sensor-Surface: 4mm (Mechanical Surface Detection)
- Electronics: DAE3 Sn486; Calibrated: 2005-08-30
- Phantom: SAM PHANTOM #2; Type: SAM; Serial: TP-1248
- Measurement SW: DASY4, V4.6 Build 23; Postprocessing SW: SEMCAD, V1.8 Build 160

**Ear/Tilt, Ch.661, Ant.Intenna, Bat.Standard/Area Scan (51x71x1):** Measurement grid: dx=20mm, dy=20mm
Maximum value of SAR (interpolated) = 0.205 mW/g

**Ear/Tilt, Ch.661, Ant.Intenna, Bat.Standard/Zoom Scan (5x5x7)/Cube 0:** Measurement grid: dx=8mm, dy=8mm, dz=5mm
Reference Value = 8.46 V/m; Power Drift = -0.025 dB
Peak SAR (extrapolated) = 0.291 W/kg
**SAR(1 g) = 0.196 mW/g**
Maximum value of SAR (measured) = 0.209 mW/g

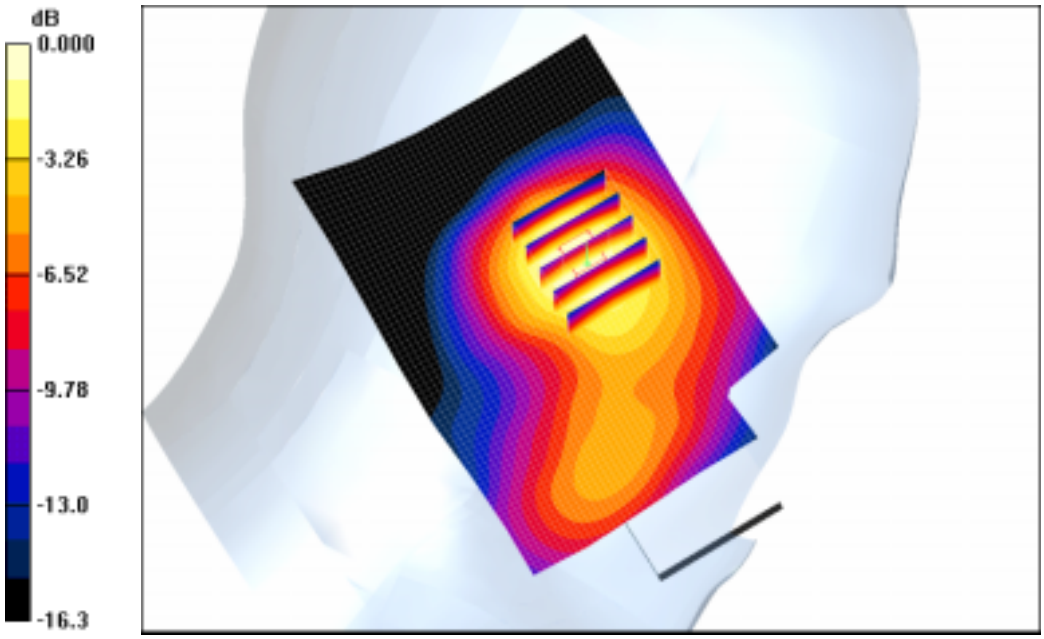


0 dB = 0.209mW/g

**SAMSUNG FCC ID : A3LSGHT509 -- 1900MHz GSM1900 Head SAR**
**DUT: SGH-T509; Serial: FD-013-B**
**Program Name: SGH-T509 GSM1900 Right (Job No. : FD-013)**
**Procedure Name: Cheek/Touch, Ch.512, Ant.Intenna, Bat.Standard**
**Procedure Notes: Meas.Tissue Temp(celsius)-21.7, Ambient Temp-22.6;Test Date-07/Feb/2006[OET Bulletin 65-Supplement C, July 2001]**
Communication System: GSM 1900; Frequency: 1909.8 MHz;Duty Cycle: 1:8.3
Medium parameters used: f = 1909.8 MHz; $\sigma$ = 1.4 mho/m; $\varepsilon_r$ = 39.3; $\rho$ = 1000 kg/$m^3$
Phantom section: Right Section
DASY4 Configuration:

- Probe: ES3DV2 - SN3017; ConvF(5.02, 5.02, 5.02); Calibrated: 2005-09-20
- Sensor-Surface: 4mm (Mechanical Surface Detection)
- Electronics: DAE3 Sn486; Calibrated: 2005-08-30
- Phantom: SAM PHANTOM #2; Type: SAM; Serial: TP-1248
- Measurement SW: DASY4, V4.6 Build 23; Postprocessing SW: SEMCAD, V1.8 Build 160

**Cheek/Touch, Ch.512, Ant.Intenna, Bat.Standard/Area Scan (51x71x1):** Measurement grid: dx=20mm, dy=20mm
Maximum value of SAR (interpolated) = 0.723 mW/g

**Cheek/Touch, Ch.512, Ant.Intenna, Bat.Standard/Zoom Scan (5x5x7)/Cube 0:**
Measurement grid: dx=8mm, dy=8mm, dz=5mm
Reference Value = 6.85 V/m; Power Drift = -0.077 dB
Peak SAR (extrapolated) = 1.05 W/kg
**SAR(1 g) = 0.746 mW/g**
Maximum value of SAR (measured) = 0.808 mW/g

**SAMSUNG FCC ID : A3LSGHT509 -- 1900MHz GSM1900 Head SAR**
**DUT: SGH-T509; Serial: FD-013-B**
**Program Name: SGH-T509 GSM1900 Right (Job No. : FD-013)**
**Procedure Name: Cheek/Touch, Ch.512, Ant.Intenna, Bat.Standard With Bluetooth**
**Procedure Notes: Meas.Tissue Temp(celsius)-21.7, Ambient Temp-22.6;Test Date-07/Feb/2006[OET Bulletin 65-Supplement C, July 2001]**
Communication System: GSM 1900; Frequency: 1850.2 MHz;Duty Cycle: 1:8.3
Medium parameters used: f = 1850.2 MHz; $\sigma$ = 1.4 mho/m; $\varepsilon_r$ = 39.3; $\rho$ = 1000 kg/m$^3$
Phantom section: Right Section
DASY4 Configuration:

- Probe: ES3DV2 - SN3017; ConvF(5.02, 5.02, 5.02); Calibrated: 2005-09-20
- Sensor-Surface: 4mm (Mechanical Surface Detection)
- Electronics: DAE3 Sn486; Calibrated: 2005-08-30
- Phantom: SAM PHANTOM #2; Type: SAM; Serial: TP-1248
- Measurement SW: DASY4, V4.6 Build 23; Postprocessing SW: SEMCAD, V1.8 Build 160

**Cheek/Touch, Ch.512, Ant.Intenna, Bat.Standard With Bluetooth/Area Scan (51x71x1):**
Measurement grid: dx=20mm, dy=20mm
Maximum value of SAR (interpolated) = 0.709 mW/g

**Cheek/Touch, Ch.512, Ant.Intenna, Bat.Standard With Bluetooth/Zoom Scan (5x5x7)/Cube 0:** Measurement grid: dx=8mm, dy=8mm, dz=5mm
Reference Value = 6.62 V/m; Power Drift = 0.053 dB
Peak SAR (extrapolated) = 1.05 W/kg
**SAR(1 g) = 0.737 mW/g**
Maximum value of SAR (measured) = 0.811 mW/g

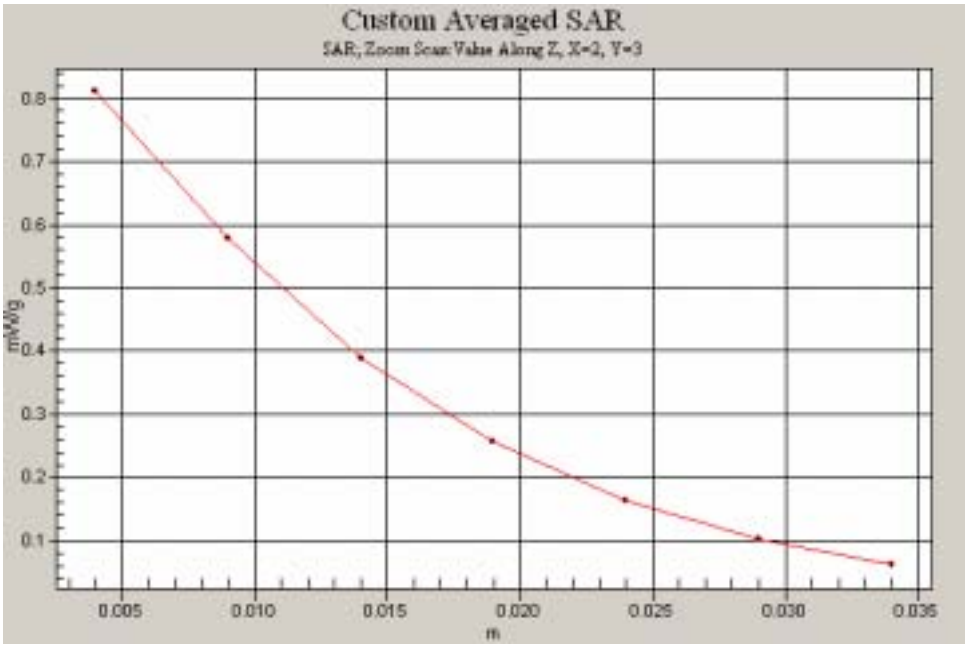

**SAMSUNG FCC ID : A3LSGHT509 -- 1900MHz GPRS1900 Body SAR**
**DUT: SGH-T509(Body); Serial: FD-013-B**
**Program Name: SGH-T509 GPRS1900 Body (Job No. : FD-013)**
**Procedure Name: Body, Ch.512, Ant.Intenna, Bat.Standard With BT ON**
**Procedure Notes: Meas.Tissue Temp(celsius)-21.7, Ambient Temp-22.6;Test Date-07/Feb/2006[OET Bulletin 65-Supplement C, July 2001]**
Communication System: GSM1900 GPRS; Frequency: 1850.2 MHz;Duty Cycle: 1:4.15
Medium parameters used: f = 1850.2 MHz; $\sigma$ = 1.54 mho/m; $\varepsilon_r$ = 51.6; $\rho$ = 1000 kg/m$^3$
Phantom section: Flat Section
DASY4 Configuration:

- Probe: ES3DV2 - SN3017; ConvF(4.47, 4.47, 4.47); Calibrated: 2005-09-20
- Sensor-Surface: 4mm (Mechanical Surface Detection)
- Electronics: DAE3 Sn486; Calibrated: 2005-08-30
- Phantom: SAM PHANTOM #2; Type: SAM; Serial: TP-1248
- Measurement SW: DASY4, V4.6 Build 23; Postprocessing SW: SEMCAD, V1.8 Build 160

**Body, Ch.512, Ant.Intenna, Bat.Standard With BT ON/Area Scan (51x71x1):**
Measurement grid: dx=20mm, dy=20mm
Maximum value of SAR (interpolated) = 1.05 mW/g

**Body, Ch.512, Ant.Intenna, Bat.Standard With BT ON/Zoom Scan (5x5x7)/Cube 0:**
Measurement grid: dx=8mm, dy=8mm, dz=5mm
Reference Value = 14.0 V/m; Power Drift = -0.035 dB
Peak SAR (extrapolated) = 1.55 W/kg
**SAR(1 g) = 0.916 mW/g**
Maximum value of SAR (measured) = 0.984 mW/g

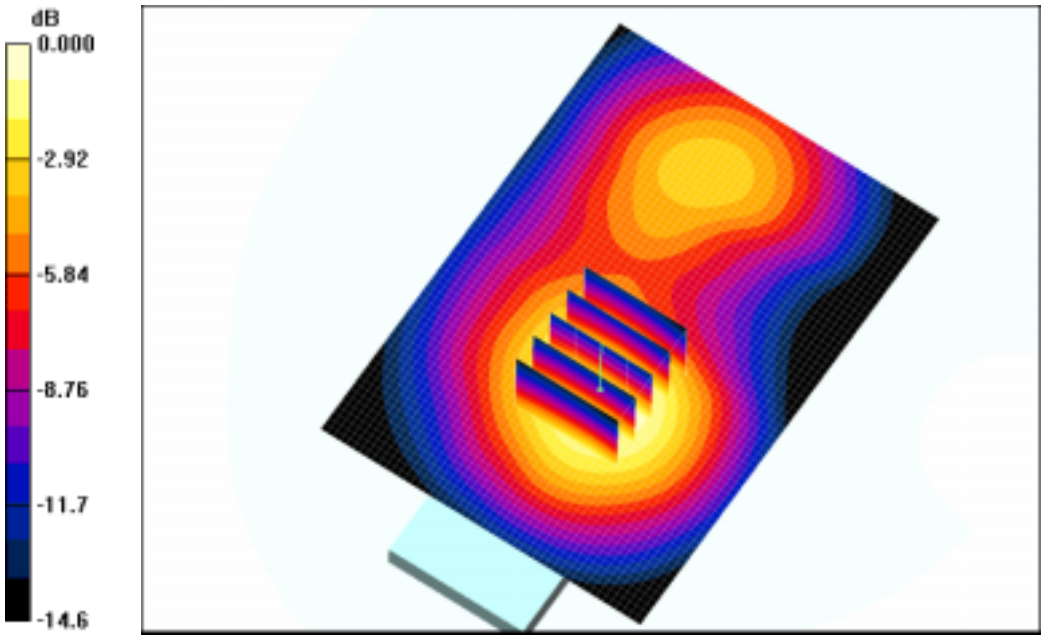


0 dB = 0.984mW/g

**SAMSUNG FCC ID : A3LSGHT509 -- 1900MHz GSM1900 Body SAR**
**DUT: SGH-T509(Body); Serial: FD-013-B**
**Program Name: SGH-T509 GPRS1900 Body (Job No. : FD-013)**
**Procedure Name: Body, Ch.512, Ant.Intenna, Bat.Standard With BT ON**
**Procedure Notes: Meas.Tissue Temp(celsius)-21.7, Ambient Temp-22.6;Test Date-07/Feb/2006[OET Bulletin 65-Supplement C, July 2001]**
Communication System: GSM1900 GPRS; Frequency: 1850.2 MHz;Duty Cycle: 1:4.15
Medium parameters used: f = 1850.2 MHz; $\sigma$ = 1.54 mho/m; $\varepsilon_r$ = 51.6; $\rho$ = 1000 kg/m$^3$
Phantom section: Flat Section
DASY4 Configuration:

- Probe: ES3DV2 - SN3017; ConvF(4.47, 4.47, 4.47); Calibrated: 2005-09-20
- Sensor-Surface: 4mm (Mechanical Surface Detection)
- Electronics: DAE3 Sn486; Calibrated: 2005-08-30
- Phantom: SAM PHANTOM #2; Type: SAM; Serial: TP-1248
- Measurement SW: DASY4, V4.6 Build 23; Postprocessing SW: SEMCAD, V1.8 Build 160

**Body, Ch.512, Ant.Intenna, Bat.Standard With BT ON/Area Scan (51x71x1):**
Measurement grid: dx=20mm, dy=20mm
Maximum value of SAR (interpolated) = 1.05 mW/g

**Body, Ch.512, Ant.Intenna, Bat.Standard With BT ON/Zoom Scan (5x5x7)/Cube 0:**
Measurement grid: dx=8mm, dy=8mm, dz=5mm
Reference Value = 14.0 V/m; Power Drift = -0.035 dB
Peak SAR (extrapolated) = 1.55 W/kg
**SAR(1 g) = 0.916 mW/g**
Maximum value of SAR (measured) = 0.984 mW/g