**SAMSUNG FCC ID : A3LSGHT609 835MHz GSM850 Head SAR**
**DUT: SGH-T609; Serial: FC-170-K**
**Program Name: SGH-T609 GSM850 Right (Job No. : FC-170)**
**Procedure Name: Cheek/Touch, Ch.251, Ant.Intenna, Bat.Standard**
**Procedure Notes: Meas.Tissue Temp(celsius)-21.2, Ambient Temp-22.6;Test Date-16/Jan/2006[OET Bulletin 65-Supplement C, July 2001]**
Communication System: GSM850; Frequency: 848.8 MHz;Duty Cycle: 1:8.3
Medium parameters used: f = 848.8 MHz; $\sigma$ = 0.92 mho/m; $\varepsilon_r$ = 41.9; $\rho$ = 1000 kg/m$^3$
Phantom section: Right Section
DASY4 Configuration:
- Probe: ES3DV2 - SN3017; ConvF(6.14, 6.14, 6.14); Calibrated: 2005-09-20
- Sensor-Surface: 4mm (Mechanical Surface Detection)
- Electronics: DAE3 Sn486; Calibrated: 2005-08-30
- Phantom: SAM PHANTOM #1; Type: SAM; Serial: TP-1247
- Measurement SW: DASY4, V4.6 Build 23; Postprocessing SW: SEMCAD, V1.8 Build 160

**Cheek/Touch, Ch.251, Ant.Intenna, Bat.Standard/Area Scan (51x71x1):** Measurement grid: dx=20mm, dy=20mm
Maximum value of SAR (interpolated) = 0.901 mW/g

**Cheek/Touch, Ch.251, Ant.Intenna, Bat.Standard/Zoom Scan (5x5x7)/Cube 0:**
Measurement grid: dx=8mm, dy=8mm, dz=5mm
Reference Value = 6.50 V/m; Power Drift = -0.058 dB
Peak SAR (extrapolated) = 1.29 W/kg
**SAR(1 g) = 0.894 mW/g**
Maximum value of SAR (measured) = 0.968 mW/g




0 dB = 0.968mW/g

**SAMSUNG FCC ID : A3LSGHT609 835MHz GSM850 Head SAR**
**DUT: SGH-T609; Serial: FC-170-K**
**Program Name: SGH-T609 GSM850 Right (Job No. : FC-170)**
**Procedure Name: Ear/Tilt, Ch.190, Ant.Intenna, Bat.Standard**
**Procedure Notes: Meas.Tissue Temp(celsius)-21.2, Ambient Temp-22.6;Test Date-16/Jan/2006[OET Bulletin 65-Supplement C, July 2001]**
Communication System: GSM850; Frequency: 836.6 MHz;Duty Cycle: 1:8.3
Medium parameters used: f = 836.6 MHz; $\sigma$ = 0.92 mho/m; $\varepsilon_r$ = 41.9; $\rho$ = 1000 kg/m$^3$
Phantom section: Right Section
DASY4 Configuration:
- Probe: ES3DV2 - SN3017; ConvF(6.14, 6.14, 6.14); Calibrated: 2005-09-20
- Sensor-Surface: 4mm (Mechanical Surface Detection)
- Electronics: DAE3 Sn486; Calibrated: 2005-08-30
- Phantom: SAM PHANTOM #1; Type: SAM; Serial: TP-1247
- Measurement SW: DASY4, V4.6 Build 23; Postprocessing SW: SEMCAD, V1.8 Build 160

**Ear/Tilt, Ch.190, Ant.Intenna, Bat.Standard/Zoom Scan (5x5x7)/Cube 0:** Measurement grid: dx=8mm, dy=8mm, dz=5mm
Reference Value = 7.91 V/m; Power Drift = 0.046 dB
Peak SAR (extrapolated) = 0.243 W/kg
**SAR(1 g) = 0.189 mW/g**
Maximum value of SAR (measured) = 0.199 mW/g

**Ear/Tilt, Ch.190, Ant.Intenna, Bat.Standard/Area Scan (51x71x1):** Measurement grid: dx=20mm, dy=20mm
Maximum value of SAR (interpolated) = 0.202 mW/g

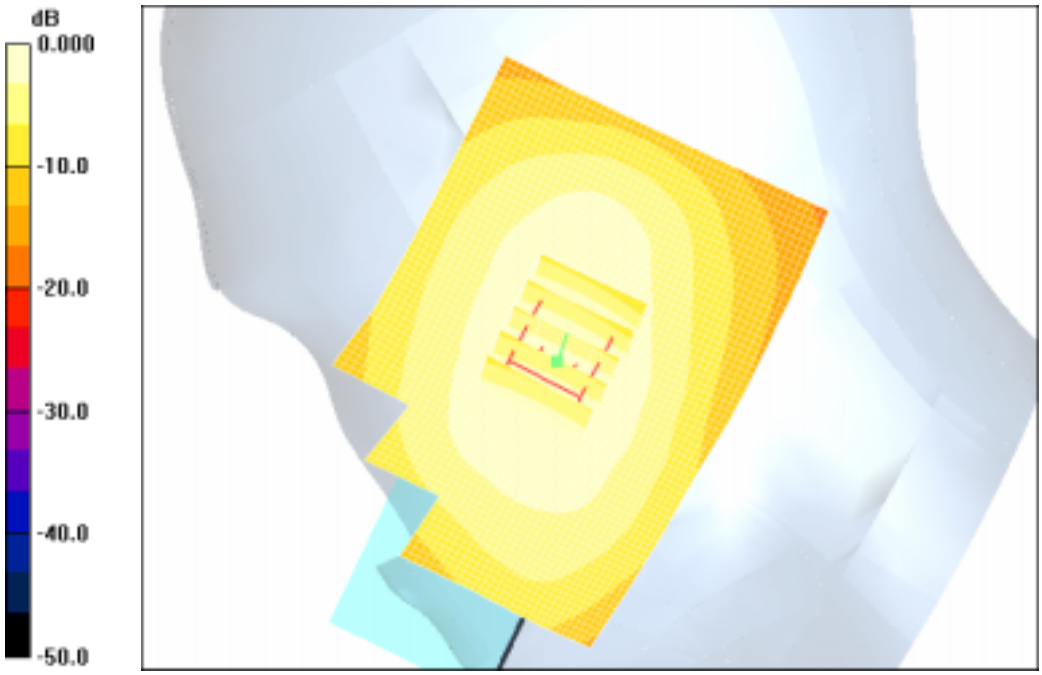


0 dB = 0.202mW/g

**SAMSUNG FCC ID : A3LSGHT609 835MHz GSM850 Head SAR**
**DUT: SGH-T609; Serial: FC-170-K**
**Program Name: SGH-T609 GSM850 Left (Job No. : FC-170)**
**Procedure Name: Cheek/Touch, Ch.251, Ant.Intenna, Bat.Standard**
**Procedure Notes: Meas.Tissue Temp(celsius)-21.2, Ambient Temp-22.6;Test Date-16/Jan/2006[OET Bulletin 65-Supplement C, July 2001]**
Communication System: GSM850; Frequency: 848.8 MHz;Duty Cycle: 1:8.3
Medium parameters used: f = 848.8 MHz; $\sigma$ = 0.92 mho/m; $\varepsilon_r$ = 41.9; $\rho$ = 1000 kg/m$^3$
Phantom section: Left Section
DASY4 Configuration:
- Probe: ES3DV2 - SN3017; ConvF(6.14, 6.14, 6.14); Calibrated: 2005-09-20
- Sensor-Surface: 4mm (Mechanical Surface Detection)
- Electronics: DAE3 Sn486; Calibrated: 2005-08-30
- Phantom: SAM PHANTOM #1; Type: SAM; Serial: TP-1247
- Measurement SW: DASY4, V4.6 Build 23; Postprocessing SW: SEMCAD, V1.8 Build 160

**Cheek/Touch, Ch.251, Ant.Intenna, Bat.Standard/Zoom Scan (5x5x7)/Cube 0:**
Measurement grid: dx=8mm, dy=8mm, dz=5mm
Reference Value = 6.39 V/m; Power Drift = -0.010 dB
Peak SAR (extrapolated) = 1.15 W/kg
**SAR(1 g) = 0.814 mW/g**
Maximum value of SAR (measured) = 0.849 mW/g

**Cheek/Touch, Ch.251, Ant.Intenna, Bat.Standard/Area Scan (51x71x1):** Measurement grid: dx=20mm, dy=20mm
Maximum value of SAR (interpolated) = 0.785 mW/g




0 dB = 0.785mW/g

**SAMSUNG FCC ID : A3LSGHT609 835MHz GSM850 Head SAR**
**DUT: SGH-T609; Serial: FC-170-K**
**Program Name: SGH-T609 GSM850 Left (Job No. : FC-170)**
**Procedure Name: Ear/Tilt, Ch.190, Ant.Intenna, Bat.Standard**
**Procedure Notes: Meas.Tissue Temp(celsius)-21.2, Ambient Temp-22.6;Test Date-16/Jan/2006[OET Bulletin 65-Supplement C, July 2001]**
Communication System: GSM850; Frequency: 836.6 MHz;Duty Cycle: 1:8.3
Medium parameters used: f = 836.6 MHz; $\sigma$ = 0.92 mho/m; $\varepsilon_r$ = 41.9; $\rho$ = 1000 kg/m$^3$
Phantom section: Left Section
DASY4 Configuration:
- Probe: ES3DV2 - SN3017; ConvF(6.14, 6.14, 6.14); Calibrated: 2005-09-20
- Sensor-Surface: 4mm (Mechanical Surface Detection)
- Electronics: DAE3 Sn486; Calibrated: 2005-08-30
- Phantom: SAM PHANTOM #1; Type: SAM; Serial: TP-1247
- Measurement SW: DASY4, V4.6 Build 23; Postprocessing SW: SEMCAD, V1.8 Build 160

**Ear/Tilt, Ch.190, Ant.Intenna, Bat.Standard/Zoom Scan (5x5x7)/Cube 0:** Measurement grid: dx=8mm, dy=8mm, dz=5mm
Reference Value = 7.22 V/m; Power Drift = 0.037 dB
Peak SAR (extrapolated) = 0.231 W/kg
**SAR(1 g) = 0.175 mW/g**
Maximum value of SAR (measured) = 0.184 mW/g

**Ear/Tilt, Ch.190, Ant.Intenna, Bat.Standard/Area Scan (51x71x1):** Measurement grid: dx=20mm, dy=20mm
Maximum value of SAR (interpolated) = 0.187 mW/g




0 dB = 0.187mW/g

**SAMSUNG FCC ID : A3LSGHT609 835MHz GSM850 Head SAR**
**DUT: SGH-T609; Serial: FC-170-K**
**Program Name: SGH-T609 GSM850 Right (Job No. : FC-170)**
**Procedure Name: Cheek/Touch, Ch.251, Ant.Intenna, Bat.Standard With Bluetooth**
**Procedure Notes: Meas.Tissue Temp(celsius)-21.2, Ambient Temp-22.6;Test Date-16/Jan/2006[OET Bulletin 65-Supplement C, July 2001]**
Communication System: GSM850; Frequency: 848.8 MHz;Duty Cycle: 1:8.3
Medium parameters used: f = 848.8 MHz; $\sigma$ = 0.92 mho/m; $\varepsilon_r$ = 41.9; $\rho$ = 1000 kg/m$^3$
Phantom section: Right Section
DASY4 Configuration:
- Probe: ES3DV2 - SN3017; ConvF(6.14, 6.14, 6.14); Calibrated: 2005-09-20
- Sensor-Surface: 4mm (Mechanical Surface Detection)
- Electronics: DAE3 Sn486; Calibrated: 2005-08-30
- Phantom: SAM PHANTOM #1; Type: SAM; Serial: TP-1247
- Measurement SW: DASY4, V4.6 Build 23; Postprocessing SW: SEMCAD, V1.8 Build 160

**Cheek/Touch, Ch.251, Ant.Intenna, Bat.Standard With Bluetooth/Zoom Scan (5x5x7)/Cube 0:** Measurement grid: dx=8mm, dy=8mm, dz=5mm
Reference Value = 6.50 V/m; Power Drift = -0.122 dB
Peak SAR (extrapolated) = 1.27 W/kg
**SAR(1 g) = 0.876 mW/g**
Maximum value of SAR (measured) = 0.942 mW/g

**Cheek/Touch, Ch.251, Ant.Intenna, Bat.Standard With Bluetooth/Area Scan (51x71x1):**
Measurement grid: dx=20mm, dy=20mm
Maximum value of SAR (interpolated) = 0.883 mW/g

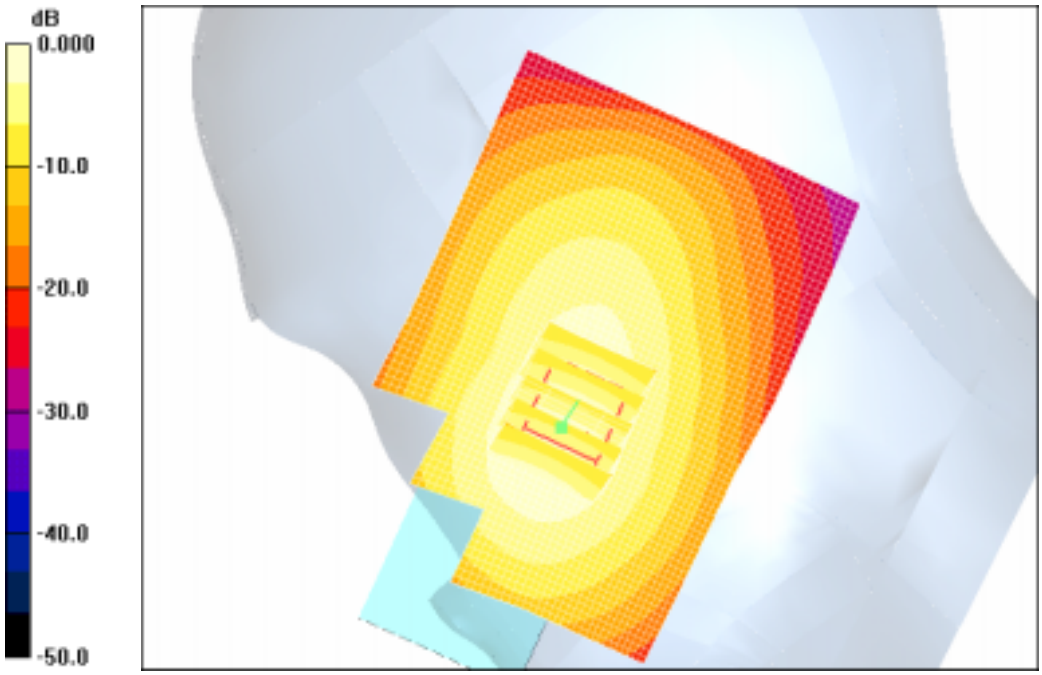


0 dB = 0.883mW/g

**SAMSUNG FCC ID : A3LSGHT609 835MHz GPRS850 Body SAR**
**DUT: SGH-T609(Body); Serial: FC-170-K**
**Program Name: SGH-T609 GSM850 Body (Job No. : FC-170)**
**Procedure Name: Body, Ch.251, Ant.Intenna, Bat.Standard**
**Procedure Notes: Meas.Tissue Temp(celsius)-21.3, Ambient Temp-22.1;Test Date-16/Jan/2006[OET Bulletin 65-Supplement C, July 2001]**
Communication System: GSM 850 (GPRS); Frequency: 848.8 MHz;Duty Cycle: 1:4.15
Medium parameters used: f = 848.8 MHz; $\sigma$ = 0.99 mho/m; $\varepsilon_r$ = 54.2; $\rho$ = 1000 kg/m$^3$
Phantom section: Flat Section
DASY4 Configuration:
- Probe: ES3DV2 - SN3017; ConvF(6.18, 6.18, 6.18); Calibrated: 2005-09-20
- Sensor-Surface: 4mm (Mechanical Surface Detection)
- Electronics: DAE3 Sn486; Calibrated: 2005-08-30
- Phantom: SAM PHANTOM #1; Type: SAM; Serial: TP-1247
- Measurement SW: DASY4, V4.6 Build 23; Postprocessing SW: SEMCAD, V1.8 Build 160

**Body, Ch.251, Ant.Intenna, Bat.Standard/Area Scan (51x71x1):** Measurement grid: dx=20mm, dy=20mm
Maximum value of SAR (interpolated) = 0.793 mW/g

**Body, Ch.251, Ant.Intenna, Bat.Standard/Zoom Scan (5x5x7)/Cube 0:** Measurement grid: dx=8mm, dy=8mm, dz=5mm
Reference Value = 27.0 V/m; Power Drift = -0.157 dB
Peak SAR (extrapolated) = 0.943 W/kg
**SAR(1 g) = 0.675 mW/g**
Maximum value of SAR (measured) = 0.716 mW/g

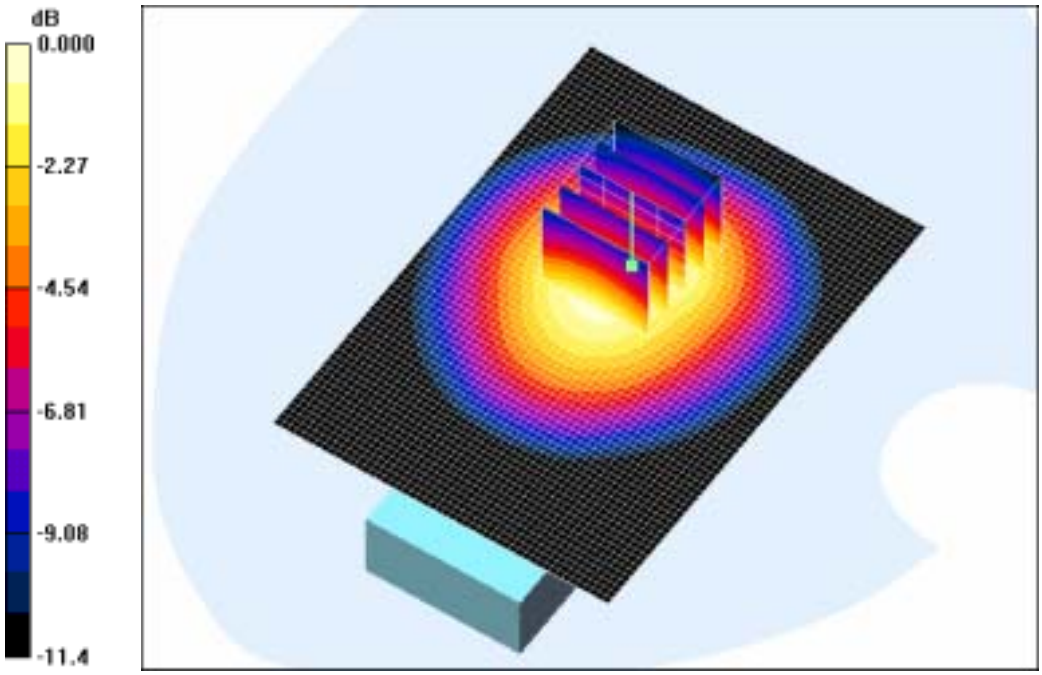


0 dB = 0.716mW/g

**SAMSUNG FCC ID : A3LSGHT609 835MHz GPRS850 Body SAR**
**DUT: SGH-T609(Body); Serial: FC-170-K**
**Program Name: SGH-T609 GSM850 Body (Job No. : FC-170)**
**Procedure Name: Body, Ch.251, Ant.Intenna, Bat.Standard With Bluetooth**
**Procedure Notes: Meas.Tissue Temp(celsius)-21.3, Ambient Temp-22.1;Test Date-16/Jan/2006[OET Bulletin 65-Supplement C, July 2001]**
Communication System: GSM 850 (GPRS); Frequency: 848.8 MHz;Duty Cycle: 1:4.15
Medium parameters used: f = 848.8 MHz; $\sigma$ = 0.99 mho/m; $\varepsilon_r$ = 54.2; $\rho$ = 1000 kg/m$^3$
Phantom section: Flat Section
DASY4 Configuration:
- Probe: ES3DV2 - SN3017; ConvF(6.18, 6.18, 6.18); Calibrated: 2005-09-20
- Sensor-Surface: 4mm (Mechanical Surface Detection)
- Electronics: DAE3 Sn486; Calibrated: 2005-08-30
- Phantom: SAM PHANTOM #1; Type: SAM; Serial: TP-1247
- Measurement SW: DASY4, V4.6 Build 23; Postprocessing SW: SEMCAD, V1.8 Build 160

**Body, Ch.251, Ant.Intenna, Bat.Standard With Bluetooth/Area Scan (51x71x1):**
Measurement grid: dx=20mm, dy=20mm
Maximum value of SAR (interpolated) = 0.734 mW/g

**Body, Ch.251, Ant.Intenna, Bat.Standard With Bluetooth/Zoom Scan (5x5x7)/Cube 0:**
Measurement grid: dx=8mm, dy=8mm, dz=5mm
Reference Value = 25.6 V/m; Power Drift = -0.110 dB
Peak SAR (extrapolated) = 0.865 W/kg
**SAR(1 g) = 0.629 mW/g**
Maximum value of SAR (measured) = 0.669 mW/g

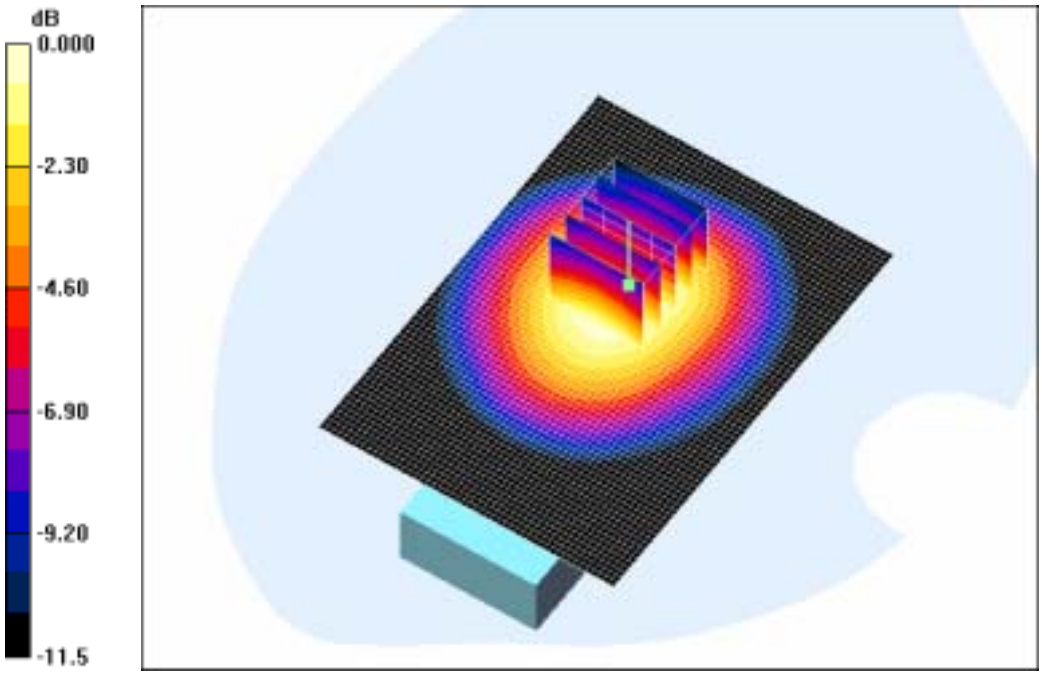


0 dB = 0.669mW/g

SAMSUNG FCC ID : A3LSGHT609 835MHz GSM850 Head SAR
DUT: SGH-T609; Serial: FC-170-K
Program Name: SGH-T609 GSM850 Right (Job No. : FC-170)
Procedure Name: Cheek/Touch, Ch.251, Ant.Intenna, Bat.Standard
Procedure Notes: Meas.Tissue Temp(celsius)-21.2, Ambient Temp-22.6;Test Date-16/Jan/2006[OET Bulletin 65-Supplement C, July 2001]
Communication System: GSM850; Frequency: 848.8 MHz;Duty Cycle: 1:8.3
Medium parameters used: f = 848.8 MHz; $\sigma$ = 0.92 mho/m; $\varepsilon_r$ = 41.9; $\rho$ = 1000 kg/m$^3$
Phantom section: Right Section
DASY4 Configuration:
- Probe: ES3DV2 - SN3017; ConvF(6.14, 6.14, 6.14); Calibrated: 2005-09-20
- Sensor-Surface: 4mm (Mechanical Surface Detection)
- Electronics: DAE3 Sn486; Calibrated: 2005-08-30
- Phantom: SAM PHANTOM #1; Type: SAM; Serial: TP-1247
- Measurement SW: DASY4, V4.6 Build 23; Postprocessing SW: SEMCAD, V1.8 Build 160

Cheek/Touch, Ch.251, Ant.Intenna, Bat.Standard/Area Scan (51x71x1): Measurement grid: dx=20mm, dy=20mm
Maximum value of SAR (interpolated) = 0.901 mW/g

Cheek/Touch, Ch.251, Ant.Intenna, Bat.Standard/Zoom Scan (5x5x7)/Cube 0:
Measurement grid: dx=8mm, dy=8mm, dz=5mm
Reference Value = 6.50 V/m; Power Drift = -0.058 dB
Peak SAR (extrapolated) = 1.29 W/kg
SAR(1 g) = 0.894 mW/g
Maximum value of SAR (measured) = 0.968 mW/g

**SAMSUNG FCC ID : A3LSGHT609 835MHz GSM850 Head SAR**
**DUT: SGH-T609; Serial: FC-170-K**
**Program Name: SGH-T609 GSM850 Right (Job No. : FC-170)**
**Procedure Name: Cheek/Touch, Ch.251, Ant.Intenna, Bat.Standard With Bluetooth**
**Procedure Notes: Meas.Tissue Temp(celsius)-21.2, Ambient Temp-22.6;Test Date-16/Jan/2006[OET Bulletin 65-Supplement C, July 2001]**
Communication System: GSM850; Frequency: 848.8 MHz;Duty Cycle: 1:8.3
Medium parameters used: f = 848.8 MHz; $\sigma$ = 0.92 mho/m; $\varepsilon_r$ = 41.9; $\rho$ = 1000 kg/m$^3$
Phantom section: Right Section
DASY4 Configuration:
- Probe: ES3DV2 - SN3017; ConvF(6.14, 6.14, 6.14); Calibrated: 2005-09-20
- Sensor-Surface: 4mm (Mechanical Surface Detection)
- Electronics: DAE3 Sn486; Calibrated: 2005-08-30
- Phantom: SAM PHANTOM #1; Type: SAM; Serial: TP-1247
- Measurement SW: DASY4, V4.6 Build 23; Postprocessing SW: SEMCAD, V1.8 Build 160

**Cheek/Touch, Ch.251, Ant.Intenna, Bat.Standard With Bluetooth/Area Scan (51x71x1):**
Measurement grid: dx=20mm, dy=20mm
Maximum value of SAR (interpolated) = 0.883 mW/g

**Cheek/Touch, Ch.251, Ant.Intenna, Bat.Standard With Bluetooth/Zoom Scan (5x5x7)/Cube 0:** Measurement grid: dx=8mm, dy=8mm, dz=5mm
Reference Value = 6.50 V/m; Power Drift = -0.122 dB
Peak SAR (extrapolated) = 1.27 W/kg
**SAR(1 g) = 0.876 mW/g**
Maximum value of SAR (measured) = 0.942 mW/g

**SAMSUNG FCC ID : A3LSGHT609 835MHz GPRS850 Body SAR**
**DUT: SGH-T609(Body); Serial: FC-170-K**
**Program Name: SGH-T609 GSM850 Body (Job No. : FC-170)**
**Procedure Name: Body, Ch.251, Ant.Intenna, Bat.Standard**
**Procedure Notes: Meas.Tissue Temp(celsius)-21.3, Ambient Temp-22.1;Test Date-16/Jan/2006[OET Bulletin 65-Supplement C, July 2001]**
Communication System: GSM 850 (GPRS); Frequency: 848.8 MHz;Duty Cycle: 1:4.15
Medium parameters used: f = 848.8 MHz; $\sigma$ = 0.99 mho/m; $\varepsilon_r$ = 54.2; $\rho$ = 1000 kg/$m^3$
Phantom section: Flat Section
DASY4 Configuration:
- Probe: ES3DV2 - SN3017; ConvF(6.18, 6.18, 6.18); Calibrated: 2005-09-20
- Sensor-Surface: 4mm (Mechanical Surface Detection)
- Electronics: DAE3 Sn486; Calibrated: 2005-08-30
- Phantom: SAM PHANTOM #1; Type: SAM; Serial: TP-1247
- Measurement SW: DASY4, V4.6 Build 23; Postprocessing SW: SEMCAD, V1.8 Build 160

**Body, Ch.251, Ant.Intenna, Bat.Standard/Area Scan (51x71x1):** Measurement grid: dx=20mm, dy=20mm
Maximum value of SAR (interpolated) = 0.793 mW/g

**Body, Ch.251, Ant.Intenna, Bat.Standard/Zoom Scan (5x5x7)/Cube 0:** Measurement grid: dx=8mm, dy=8mm, dz=5mm
Reference Value = 27.0 V/m; Power Drift = -0.157 dB
Peak SAR (extrapolated) = 0.943 W/kg
**SAR(1 g) = 0.675 mW/g**
Maximum value of SAR (measured) = 0.716 mW/g

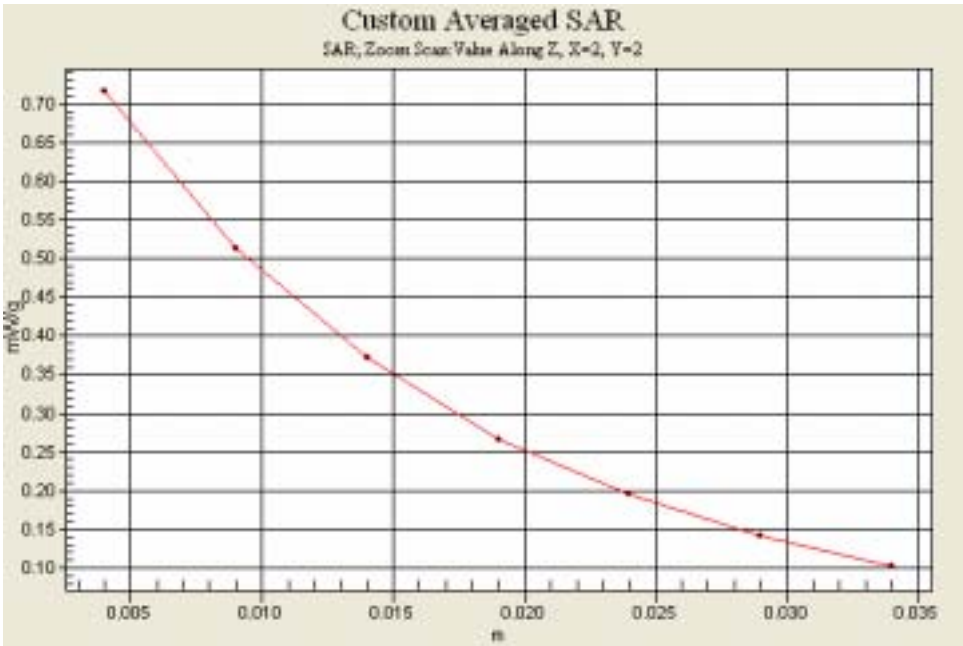

SAMSUNG FCC ID : A3LSGHT609 835MHz GPRS850 Body SAR
DUT: SGH-T609(Body); Serial: FC-170-K
Program Name: SGH-T609 GSM850 Body (Job No. : FC-170)
Procedure Name: Body, Ch.251, Ant.Intenna, Bat.Standard With Bluetooth
Procedure Notes: Meas.Tissue Temp(celsius)-21.3, Ambient Temp-22.1;Test Date-16/Jan/2006[OET Bulletin 65-Supplement C, July 2001]
Communication System: GSM 850 (GPRS); Frequency: 848.8 MHz;Duty Cycle: 1:4.15
Medium parameters used: f = 848.8 MHz; $\sigma$ = 0.99 mho/m; $\varepsilon_r$ = 54.2; $\rho$ = 1000 kg/$m^3$
Phantom section: Flat Section
DASY4 Configuration:
- Probe: ES3DV2 - SN3017; ConvF(6.18, 6.18, 6.18); Calibrated: 2005-09-20
- Sensor-Surface: 4mm (Mechanical Surface Detection)
- Electronics: DAE3 Sn486; Calibrated: 2005-08-30
- Phantom: SAM PHANTOM #1; Type: SAM; Serial: TP-1247
- Measurement SW: DASY4, V4.6 Build 23; Postprocessing SW: SEMCAD, V1.8 Build 160

Body, Ch.251, Ant.Intenna, Bat.Standard With Bluetooth/Area Scan (51x71x1):
Measurement grid: dx=20mm, dy=20mm
Maximum value of SAR (interpolated) = 0.734 mW/g

Body, Ch.251, Ant.Intenna, Bat.Standard With Bluetooth/Zoom Scan (5x5x7)/Cube 0:
Measurement grid: dx=8mm, dy=8mm, dz=5mm
Reference Value = 25.6 V/m; Power Drift = -0.110 dB
Peak SAR (extrapolated) = 0.865 W/kg
SAR(1 g) = 0.629 mW/g
Maximum value of SAR (measured) = 0.669 mW/g

**SAMSUNG FCC ID : A3LSGHT609 1900MHz GSM1900 Head SAR**
**DUT: SGH-T609; Serial: FC-170-K**
**Program Name: SGH-T609 GSM1900 Right (Job No. : FC-170)**
**Procedure Name: Cheek/Touch, Ch.810, Ant.Intenna, Bat.Standard**
**Procedure Notes: Meas.Tissue Temp(celsius)-21.2, Ambient Temp-22.6;Test Date-16/Jan/2006[OET Bulletin 65-Supplement C, July 2001]**
Communication System: GSM 1900; Frequency: 1909.8 MHz;Duty Cycle: 1:8.3
Medium parameters used: f = 1909.8 MHz; $\sigma$ = 1.44 mho/m; $\varepsilon_r$ = 38.8; $\rho$ = 1000 kg/m$^3$
Phantom section: Right Section
DASY4 Configuration:
- Probe: ES3DV2 - SN3017; ConvF(5.02, 5.02, 5.02); Calibrated: 2005-09-20
- Sensor-Surface: 4mm (Mechanical Surface Detection)
- Electronics: DAE3 Sn486; Calibrated: 2005-08-30
- Phantom: SAM PHANTOM #2; Type: SAM; Serial: TP-1248
- Measurement SW: DASY4, V4.6 Build 23; Postprocessing SW: SEMCAD, V1.8 Build 160

**Cheek/Touch, Ch.810, Ant.Intenna, Bat.Standard/Zoom Scan (5x5x7)/Cube 0:**
Measurement grid: dx=8mm, dy=8mm, dz=5mm
Reference Value = 5.63 V/m; Power Drift = -0.177 dB
Peak SAR (extrapolated) = 1.48 W/kg
**SAR(1 g) = 0.836 mW/g**
Maximum value of SAR (measured) = 0.923 mW/g

**Cheek/Touch, Ch.810, Ant.Intenna, Bat.Standard/Area Scan (51x71x1):** Measurement grid: dx=20mm, dy=20mm
Maximum value of SAR (interpolated) = 0.891 mW/g




0 dB = 0.891mW/g

**SAMSUNG FCC ID : A3LSGHT609 1900MHz GSM1900 Head SAR**
**DUT: SGH-T609; Serial: FC-170-K**
**Program Name: SGH-T609 GSM1900 Right (Job No. : FC-170)**
**Procedure Name: Ear/Tilt, Ch.661, Ant.Intenna, Bat.Standard**
**Procedure Notes: Meas.Tissue Temp(celsius)-21.2, Ambient Temp-22.6;Test Date-16/Jan/2006[OET Bulletin 65-Supplement C, July 2001]**
Communication System: GSM 1900; Frequency: 1880 MHz;Duty Cycle: 1:8.3
Medium parameters used: f = 1880 MHz; $\sigma$ = 1.44 mho/m; $\varepsilon_r$ = 38.8; $\rho$ = 1000 kg/m$^3$
Phantom section: Right Section
DASY4 Configuration:
- Probe: ES3DV2 - SN3017; ConvF(5.02, 5.02, 5.02); Calibrated: 2005-09-20
- Sensor-Surface: 4mm (Mechanical Surface Detection)
- Electronics: DAE3 Sn486; Calibrated: 2005-08-30
- Phantom: SAM PHANTOM #2; Type: SAM; Serial: TP-1248
- Measurement SW: DASY4, V4.6 Build 23; Postprocessing SW: SEMCAD, V1.8 Build 160

**Ear/Tilt, Ch.661, Ant.Intenna, Bat.Standard/Area Scan (51x71x1):** Measurement grid: dx=20mm, dy=20mm
Maximum value of SAR (interpolated) = 0.249 mW/g

**Ear/Tilt, Ch.661, Ant.Intenna, Bat.Standard/Zoom Scan (5x5x7)/Cube 0:** Measurement grid: dx=8mm, dy=8mm, dz=5mm
Reference Value = 8.59 V/m; Power Drift = 0.108 dB
Peak SAR (extrapolated) = 0.282 W/kg
**SAR(1 g) = 0.193 mW/g**
Maximum value of SAR (measured) = 0.209 mW/g

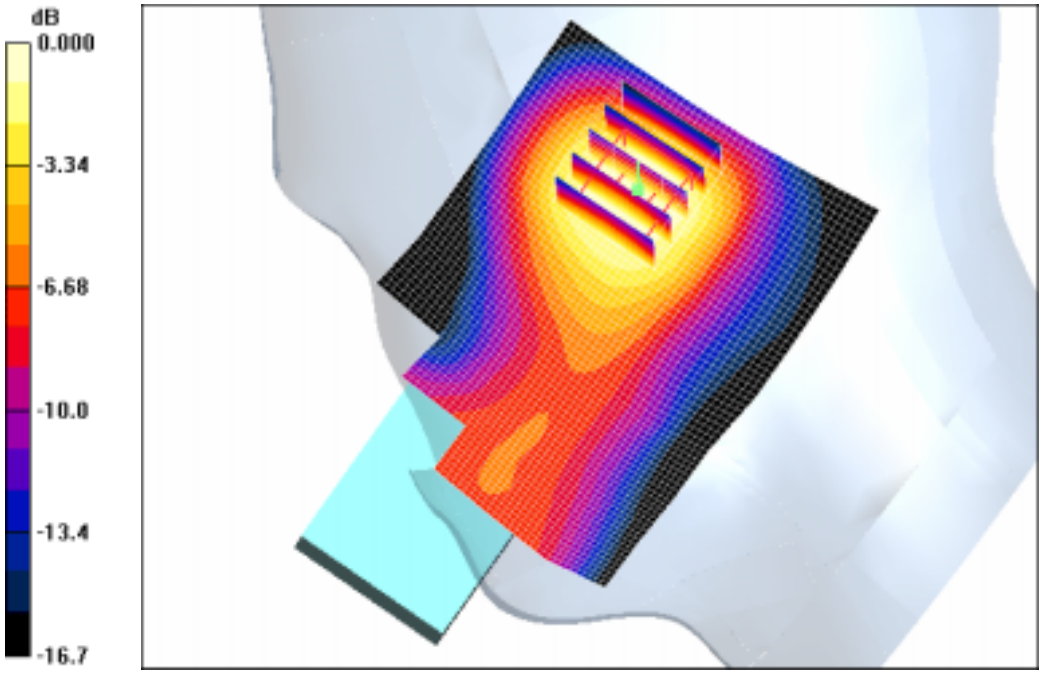


0 dB = 0.209mW/g

**SAMSUNG FCC ID : A3LSGHT609 1900MHz GSM1900 Head SAR**
**DUT: SGH-T609; Serial: FC-170-K**
**Program Name: SGH-T609 GSM1900 Left (Job No. : FC-170)**
**Procedure Name: Cheek/Touch, Ch.810, Ant.Intenna, Bat.Standard**
**Procedure Notes: Meas.Tissue Temp(celsius)-21.2, Ambient Temp-22.6;Test Date-16/Jan/2006[OET Bulletin 65-Supplement C, July 2001]**
Communication System: GSM 1900; Frequency: 1909.8 MHz;Duty Cycle: 1:8.3
Medium parameters used: f = 1909.8 MHz; $\sigma$ = 1.44 mho/m; $\varepsilon_r$ = 38.8; $\rho$ = 1000 kg/m$^3$
Phantom section: Left Section
DASY4 Configuration:
- Probe: ES3DV2 - SN3017; ConvF(5.02, 5.02, 5.02); Calibrated: 2005-09-20
- Sensor-Surface: 4mm (Mechanical Surface Detection)
- Electronics: DAE3 Sn486; Calibrated: 2005-08-30
- Phantom: SAM PHANTOM #2; Type: SAM; Serial: TP-1248
- Measurement SW: DASY4, V4.6 Build 23; Postprocessing SW: SEMCAD, V1.8 Build 160

**Cheek/Touch, Ch.810, Ant.Intenna, Bat.Standard/Area Scan (51x71x1):** Measurement grid: dx=20mm, dy=20mm
Maximum value of SAR (interpolated) = 0.658 mW/g

**Cheek/Touch, Ch.810, Ant.Intenna, Bat.Standard/Zoom Scan (5x5x7)/Cube 0:**
Measurement grid: dx=8mm, dy=8mm, dz=5mm
Reference Value = 5.20 V/m; Power Drift = -0.071 dB
Peak SAR (extrapolated) = 0.952 W/kg
**SAR(1 g) = 0.607 mW/g**
Maximum value of SAR (measured) = 0.649 mW/g




0 dB = 0.649mW/g

**SAMSUNG FCC ID : A3LSGHT609 1900MHz GSM1900 Head SAR**
**DUT: SGH-T609; Serial: FC-170-K**
**Program Name: SGH-T609 GSM1900 Left (Job No. : FC-170)**
**Procedure Name: Ear/Tilt, Ch.661, Ant.Intenna, Bat.Standard**
**Procedure Notes: Meas.Tissue Temp(celsius)-21.2, Ambient Temp-22.6;Test Date-16/Jan/2006[OET Bulletin 65-Supplement C, July 2001]**
Communication System: GSM 1900; Frequency: 1880 MHz;Duty Cycle: 1:8.3
Medium parameters used: f = 1880 MHz; $\sigma$ = 1.44 mho/m; $\varepsilon_r$ = 38.8; $\rho$ = 1000 kg/m$^3$
Phantom section: Left Section
DASY4 Configuration:
- Probe: ES3DV2 - SN3017; ConvF(5.02, 5.02, 5.02); Calibrated: 2005-09-20
- Sensor-Surface: 4mm (Mechanical Surface Detection)
- Electronics: DAE3 Sn486; Calibrated: 2005-08-30
- Phantom: SAM PHANTOM #2; Type: SAM; Serial: TP-1248
- Measurement SW: DASY4, V4.6 Build 23; Postprocessing SW: SEMCAD, V1.8 Build 160

**Ear/Tilt, Ch.661, Ant.Intenna, Bat.Standard/Area Scan (51x71x1):** Measurement grid: dx=20mm, dy=20mm
Maximum value of SAR (interpolated) = 0.186 mW/g

**Ear/Tilt, Ch.661, Ant.Intenna, Bat.Standard/Zoom Scan (5x5x7)/Cube 0:** Measurement grid: dx=8mm, dy=8mm, dz=5mm
Reference Value = 7.74 V/m; Power Drift = 0.045 dB
Peak SAR (extrapolated) = 0.250 W/kg
**SAR(1 g) = 0.169 mW/g**
Maximum value of SAR (measured) = 0.176 mW/g




0 dB = 0.176mW/g

**SAMSUNG FCC ID : A3LSGHT609 1900MHz GSM1900 Head SAR**
**DUT: SGH-T609; Serial: FC-170-K**
**Program Name: SGH-T609 GSM1900 Right (Job No. : FC-170)**
**Procedure Name: Cheek/Touch, Ch.810, Ant.Intenna, Bat.Standard With Bluetooth**
**Procedure Notes: Meas.Tissue Temp(celsius)-21.2, Ambient Temp-22.6;Test Date-16/Jan/2006[OET Bulletin 65-Supplement C, July 2001]**
Communication System: GSM 1900; Frequency: 1909.8 MHz;Duty Cycle: 1:8.3
Medium parameters used: f = 1909.8 MHz; $\sigma$ = 1.44 mho/m; $\varepsilon_r$ = 38.8; $\rho$ = 1000 kg/m$^3$
Phantom section: Right Section
DASY4 Configuration:
- Probe: ES3DV2 - SN3017; ConvF(5.02, 5.02, 5.02); Calibrated: 2005-09-20
- Sensor-Surface: 4mm (Mechanical Surface Detection)
- Electronics: DAE3 Sn486; Calibrated: 2005-08-30
- Phantom: SAM PHANTOM #2; Type: SAM; Serial: TP-1248
- Measurement SW: DASY4, V4.6 Build 23; Postprocessing SW: SEMCAD, V1.8 Build 160

**Cheek/Touch, Ch.810, Ant.Intenna, Bat.Standard With Bluetooth/Area Scan (51x71x1):**
Measurement grid: dx=20mm, dy=20mm
Maximum value of SAR (interpolated) = 0.898 mW/g

**Cheek/Touch, Ch.810, Ant.Intenna, Bat.Standard With Bluetooth/Zoom Scan (5x5x7)/Cube 0:** Measurement grid: dx=8mm, dy=8mm, dz=5mm
Reference Value = 5.57 V/m; Power Drift = -0.080 dB
Peak SAR (extrapolated) = 1.43 W/kg
**SAR(1 g) = 0.810 mW/g**
Maximum value of SAR (measured) = 0.892 mW/g




0 dB = 0.892mW/g

**SAMSUNG FCC ID : A3LSGHT609 1900MHz GPRS1900 Body SAR**
**DUT: SGH-T609(Body); Serial: FC-170-K**
**Program Name: SGH-T609 GPRS1900 Body (Job No. : FC-170)**
**Procedure Name: Body, Ch.810, Ant.Intenna, Bat.Standard**
**Procedure Notes: Meas.Tissue Temp(celsius)-21.0, Ambient Temp-22.1;Test Date-16/Jan/2006[OET Bulletin 65-Supplement C, July 2001]**
Communication System: GSM1900 GPRS; Frequency: 1909.8 MHz;Duty Cycle: 1:4.15
Medium parameters used: f = 1909.8 MHz; $\sigma$ = 1.58 mho/m; $\varepsilon_r$ = 51.7; $\rho$ = 1000 kg/m$^3$
Phantom section: Flat Section
DASY4 Configuration:
- Probe: ES3DV2 - SN3017; ConvF(4.47, 4.47, 4.47); Calibrated: 2005-09-20
- Sensor-Surface: 4mm (Mechanical Surface Detection)
- Electronics: DAE3 Sn486; Calibrated: 2005-08-30
- Phantom: SAM PHANTOM #2; Type: SAM; Serial: TP-1248
- Measurement SW: DASY4, V4.6 Build 23; Postprocessing SW: SEMCAD, V1.8 Build 160

**Body, Ch.810, Ant.Intenna, Bat.Standard/Zoom Scan (5x5x7)/Cube 0:** Measurement grid: dx=8mm, dy=8mm, dz=5mm
Reference Value = 16.1 V/m; Power Drift = 0.049 dB
Peak SAR (extrapolated) = 0.774 W/kg
**SAR(1 g) = 0.528 mW/g**
Maximum value of SAR (measured) = 0.570 mW/g

**Body, Ch.810, Ant.Intenna, Bat.Standard/Area Scan (51x71x1):** Measurement grid: dx=20mm, dy=20mm
Maximum value of SAR (interpolated) = 0.605 mW/g

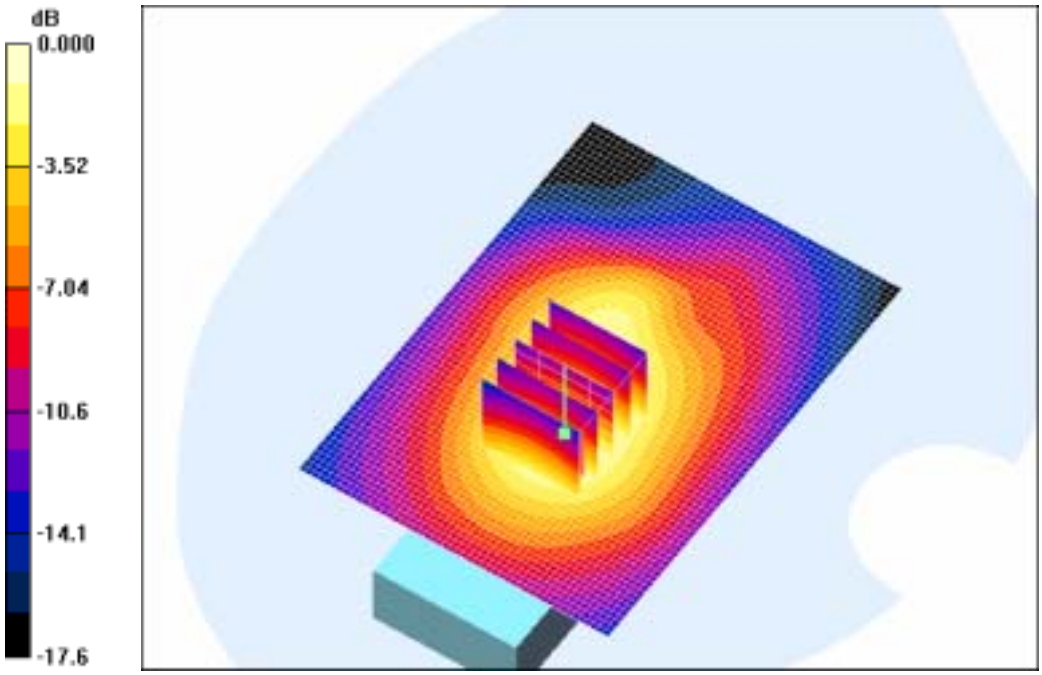


0 dB = 0.605mW/g

**SAMSUNG FCC ID : A3LSGHT609 1900MHz GPRS1900 Body SAR**
**DUT: SGH-T609(Body); Serial: FC-170-K**
**Program Name: SGH-T609 GPRS1900 Body (Job No. : FC-170)**
**Procedure Name: Body, Ch.810, Ant.Intenna, Bat.Standard With Bluetooth**
**Procedure Notes: Meas.Tissue Temp(celsius)-21.0, Ambient Temp-22.1;Test Date-16/Jan/2006[OET Bulletin 65-Supplement C, July 2001]**
Communication System: GSM1900 GPRS; Frequency: 1909.8 MHz;Duty Cycle: 1:4.15
Medium parameters used: f = 1909.8 MHz; $\sigma$ = 1.58 mho/m; $\varepsilon_r$ = 51.7; $\rho$ = 1000 kg/$m^3$
Phantom section: Flat Section
DASY4 Configuration:
- Probe: ES3DV2 - SN3017; ConvF(4.47, 4.47, 4.47); Calibrated: 2005-09-20
- Sensor-Surface: 4mm (Mechanical Surface Detection)
- Electronics: DAE3 Sn486; Calibrated: 2005-08-30
- Phantom: SAM PHANTOM #2; Type: SAM; Serial: TP-1248
- Measurement SW: DASY4, V4.6 Build 23; Postprocessing SW: SEMCAD, V1.8 Build 160

**Body, Ch.810, Ant.Intenna, Bat.Standard With BT ON/Area Scan (51x71x1):**
Measurement grid: dx=20mm, dy=20mm
Maximum value of SAR (interpolated) = 0.606 mW/g

**Body, Ch.810, Ant.Intenna, Bat.Standard With BT ON/Zoom Scan (5x5x7)/Cube 0:**
Measurement grid: dx=8mm, dy=8mm, dz=5mm
Reference Value = 16.1 V/m; Power Drift = 0.129 dB
Peak SAR (extrapolated) = 0.796 W/kg
**SAR(1 g) = 0.526 mW/g**
Maximum value of SAR (measured) = 0.564 mW/g

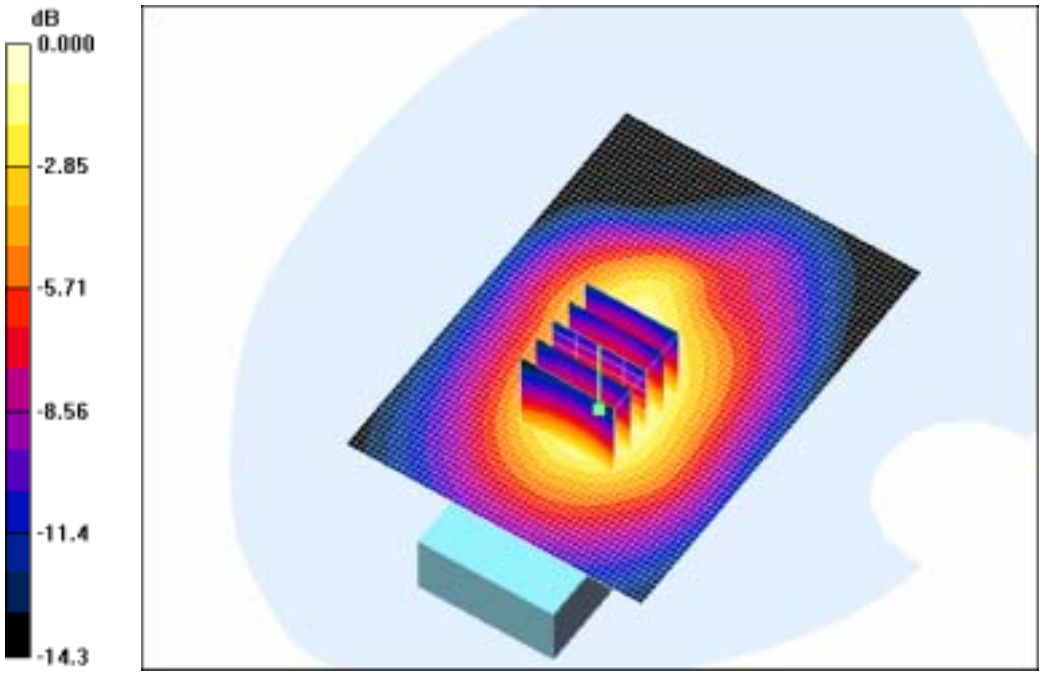


0 dB = 0.564mW/g

**SAMSUNG FCC ID : A3LSGHT609 1900MHz GSM1900 Head SAR**
**DUT: SGH-T609; Serial: FC-170-K**
**Program Name: SGH-T609 GSM1900 Right (Job No. : FC-170)**
**Procedure Name: Cheek/Touch, Ch.810, Ant.Intenna, Bat.Standard**
**Procedure Notes: Meas.Tissue Temp(celsius)-21.2, Ambient Temp-22.6;Test Date-16/Jan/2006[OET Bulletin 65-Supplement C, July 2001]**
Communication System: GSM 1900; Frequency: 1909.8 MHz;Duty Cycle: 1:8.3
Medium parameters used: f = 1909.8 MHz; $\sigma$ = 1.44 mho/m; $\varepsilon_r$ = 38.8; $\rho$ = 1000 kg/$m^3$
Phantom section: Right Section
DASY4 Configuration:
- Probe: ES3DV2 - SN3017; ConvF(5.02, 5.02, 5.02); Calibrated: 2005-09-20
- Sensor-Surface: 4mm (Mechanical Surface Detection)
- Electronics: DAE3 Sn486; Calibrated: 2005-08-30
- Phantom: SAM PHANTOM #2; Type: SAM; Serial: TP-1248
- Measurement SW: DASY4, V4.6 Build 23; Postprocessing SW: SEMCAD, V1.8 Build 160

**Cheek/Touch, Ch.810, Ant.Intenna, Bat.Standard/Area Scan (51x71x1):** Measurement grid: dx=20mm, dy=20mm
Maximum value of SAR (interpolated) = 0.891 mW/g

**Cheek/Touch, Ch.810, Ant.Intenna, Bat.Standard/Zoom Scan (5x5x7)/Cube 0:**
Measurement grid: dx=8mm, dy=8mm, dz=5mm
Reference Value = 5.63 V/m; Power Drift = -0.177 dB
Peak SAR (extrapolated) = 1.48 W/kg
**SAR(1 g) = 0.836 mW/g**
Maximum value of SAR (measured) = 0.923 mW/g

**SAMSUNG FCC ID : A3LSGHT609 1900MHz GSM1900 Head SAR**
**DUT: SGH-T609; Serial: FC-170-K**
**Program Name: SGH-T609 GSM1900 Right (Job No. : FC-170)**
**Procedure Name: Cheek/Touch, Ch.810, Ant.Intenna, Bat.Standard With Bluetooth**
**Procedure Notes: Meas.Tissue Temp(celsius)-21.2, Ambient Temp-22.6;Test Date-16/Jan/2006[OET Bulletin 65-Supplement C, July 2001]**
Communication System: GSM 1900; Frequency: 1909.8 MHz;Duty Cycle: 1:8.3
Medium parameters used: f = 1909.8 MHz; $\sigma$ = 1.44 mho/m; $\varepsilon_r$ = 38.8; $\rho$ = 1000 kg/$m^3$
Phantom section: Right Section
DASY4 Configuration:
- Probe: ES3DV2 - SN3017; ConvF(5.02, 5.02, 5.02); Calibrated: 2005-09-20
- Sensor-Surface: 4mm (Mechanical Surface Detection)
- Electronics: DAE3 Sn486; Calibrated: 2005-08-30
- Phantom: SAM PHANTOM #2; Type: SAM; Serial: TP-1248
- Measurement SW: DASY4, V4.6 Build 23; Postprocessing SW: SEMCAD, V1.8 Build 160

**Cheek/Touch, Ch.810, Ant.Intenna, Bat.Standard With Bluetooth/Area Scan (51x71x1):**
Measurement grid: dx=20mm, dy=20mm
Maximum value of SAR (interpolated) = 0.898 mW/g

**Cheek/Touch, Ch.810, Ant.Intenna, Bat.Standard With Bluetooth/Zoom Scan (5x5x7)/Cube 0:** Measurement grid: dx=8mm, dy=8mm, dz=5mm
Reference Value = 5.57 V/m; Power Drift = -0.080 dB
Peak SAR (extrapolated) = 1.43 W/kg
**SAR(1 g) = 0.810 mW/g**
Maximum value of SAR (measured) = 0.892 mW/g

**SAMSUNG FCC ID : A3LSGHT609 1900MHz GPRS1900 Body SAR**
**DUT: SGH-T609(Body); Serial: FC-170-K**
**Program Name: SGH-T609 GPRS1900 Body (Job No. : FC-170)**
**Procedure Name: Body, Ch.810, Ant.Intenna, Bat.Standard**
**Procedure Notes: Meas.Tissue Temp(celsius)-21.0, Ambient Temp-22.1;Test Date-16/Jan/2006[OET Bulletin 65-Supplement C, July 2001]**
Communication System: GSM1900 GPRS; Frequency: 1909.8 MHz;Duty Cycle: 1:4.15
Medium parameters used: f = 1909.8 MHz; $\sigma$ = 1.58 mho/m; $\varepsilon_r$ = 51.7; $\rho$ = 1000 kg/m$^3$
Phantom section: Flat Section
DASY4 Configuration:
- Probe: ES3DV2 - SN3017; ConvF(4.47, 4.47, 4.47); Calibrated: 2005-09-20
- Sensor-Surface: 4mm (Mechanical Surface Detection)
- Electronics: DAE3 Sn486; Calibrated: 2005-08-30
- Phantom: SAM PHANTOM #2; Type: SAM; Serial: TP-1248
- Measurement SW: DASY4, V4.6 Build 23; Postprocessing SW: SEMCAD, V1.8 Build 160

**Body, Ch.810, Ant.Intenna, Bat.Standard/Area Scan (51x71x1):** Measurement grid: dx=20mm, dy=20mm
Maximum value of SAR (interpolated) = 0.605 mW/g

**Body, Ch.810, Ant.Intenna, Bat.Standard/Zoom Scan (5x5x7)/Cube 0:** Measurement grid: dx=8mm, dy=8mm, dz=5mm
Reference Value = 16.1 V/m; Power Drift = 0.049 dB
Peak SAR (extrapolated) = 0.774 W/kg
**SAR(1 g) = 0.528 mW/g**
Maximum value of SAR (measured) = 0.570 mW/g

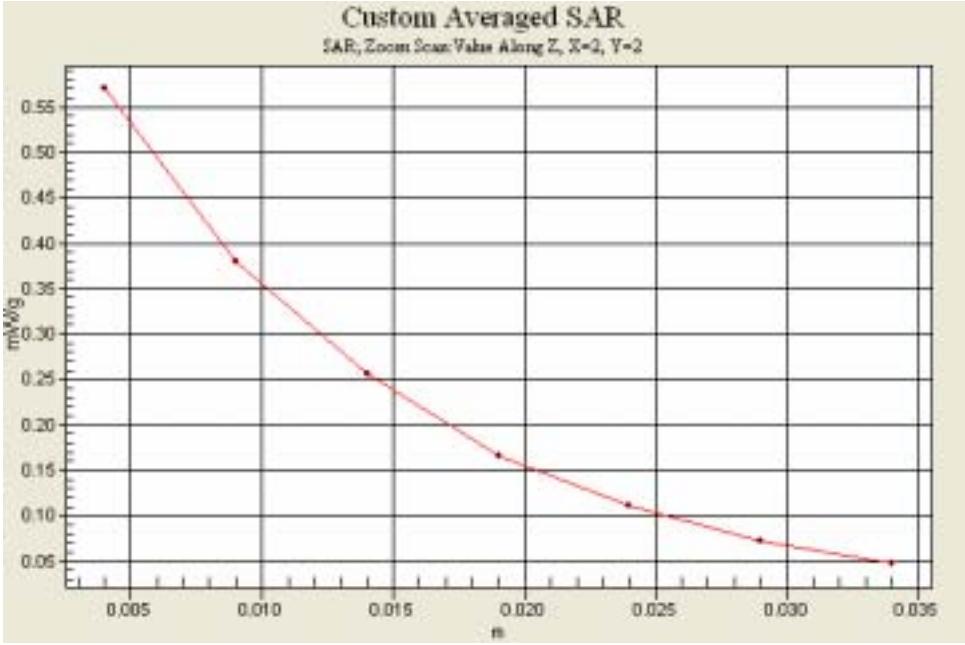

SAMSUNG FCC ID : A3LSGHT609 1900MHz GPRS1900 Body SAR
DUT: SGH-T609(Body); Serial: FC-170-K
Program Name: SGH-T609 GPRS1900 Body (Job No. : FC-170)
Procedure Name: Body, Ch.810, Ant.Intenna, Bat.Standard With Blutooth
Procedure Notes: Meas.Tissue Temp(celsius)-21.0, Ambient Temp-22.1;Test Date-16/Jan/2006[OET Bulletin 65-Supplement C, July 2001]
Communication System: GSM1900 GPRS; Frequency: 1909.8 MHz;Duty Cycle: 1:4.15
Medium parameters used: f = 1909.8 MHz; $\sigma$ = 1.58 mho/m; $\varepsilon_r$ = 51.7; $\rho$ = 1000 kg/$m^3$
Phantom section: Flat Section
DASY4 Configuration:
- Probe: ES3DV2 - SN3017; ConvF(4.47, 4.47, 4.47); Calibrated: 2005-09-20
- Sensor-Surface: 4mm (Mechanical Surface Detection)
- Electronics: DAE3 Sn486; Calibrated: 2005-08-30
- Phantom: SAM PHANTOM #2; Type: SAM; Serial: TP-1248
- Measurement SW: DASY4, V4.6 Build 23; Postprocessing SW: SEMCAD, V1.8 Build 160

Body, Ch.810, Ant.Intenna, Bat.Standard With BT ON/Area Scan (51x71x1):
Measurement grid: dx=20mm, dy=20mm
Maximum value of SAR (interpolated) = 0.606 mW/g
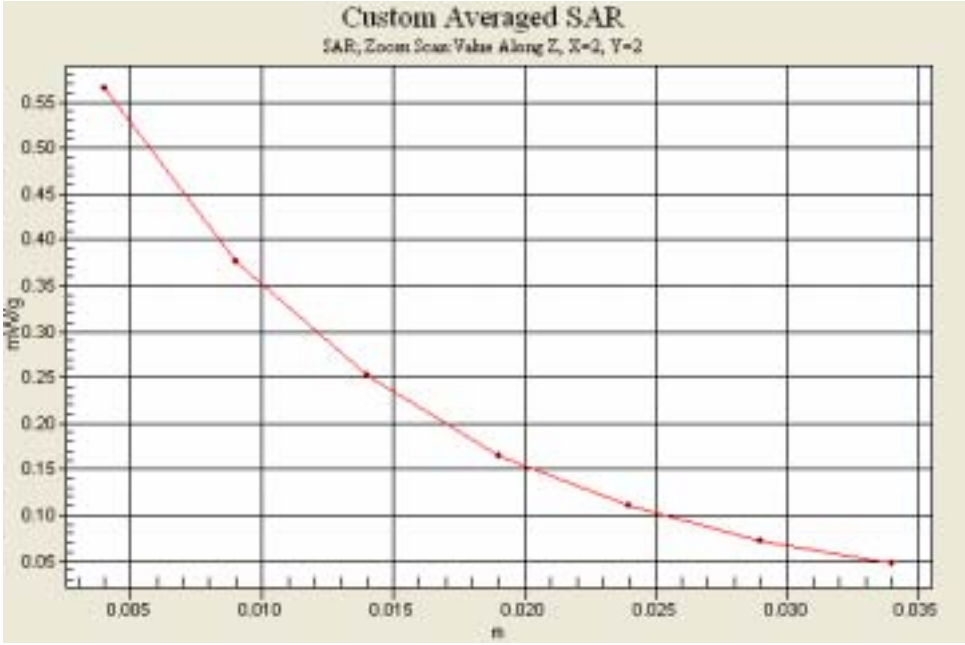
Body, Ch.810, Ant.Intenna, Bat.Standard With BT ON/Zoom Scan (5x5x7)/Cube 0:
Measurement grid: dx=8mm, dy=8mm, dz=5mm
Reference Value = 16.1 V/m; Power Drift = 0.129 dB
Peak SAR (extrapolated) = 0.796 W/kg
SAR(1 g) = 0.526 mW/g
Maximum value of SAR (measured) = 0.564 mW/g