SAMSUNG FCC ID : A3LSGHX466 -- 835MHz GSM850 Head SAR

DUT: SGH-X466; Serial: FC-014-E

Program Name: SGH-X466 GSM850 Right (Job No. : FC-014)
Procedure Name: Cheek/Touch, Ch.128, Ant.Intenna, Bat.Standard
Procedure Notes: Meas.Tissue Temp(celsius)-21.4;Test Date-31/Jan/2005[OET Bulletin 65-Supplement C, July 2001]

Communication System: GSM 850; Frequency: 824.2 MHz;Duty Cycle: 1:8.3
Medium parameters used: f = 824.2 MHz; σ = 0.91 mho/m; ε_r = 41.8; ρ = 1000 kg/m^3
Phantom section: Right Section

DASY4 Configuration:

- Probe: ES3DV2 - SN3017; ConvF(6.33, 6.33, 6.33); Calibrated: 2004-09-24
- Sensor-Surface: 4mm (Mechanical Surface Detection)
- Electronics: DAE3 Sn486; Calibrated: 2004-08-23
- Phantom: SAM 835/900 MHz; Type: SAM; Serial: TP-1141
- Measurement SW: DASY4, V4.4 Build 3; Postprocessing SW: SEMCAD, V1.8 Build 130

Cheek/Touch, Ch.128, Ant.Intenna, Bat.Standard/Area Scan (51x71x1): Measurement grid: dx=20mm, dy=20mm

Maximum value of SAR (interpolated) = 0.923 mW/g

Cheek/Touch, Ch.128, Ant.Intenna, Bat.Standard/Zoom Scan (5x5x7)/Cube 0: Measurement grid: dx=8mm, dy=8mm, dz=5mm

Reference Value = 11.1 V/m; Power Drift = -0.0 dB
Peak SAR (extrapolated) = 1.27 W/kg
SAR(1 g) = 0.888 mW/g
Maximum value of SAR (measured) = 0.956 mW/g



0 dB = 0.956mW/g

SAMSUNG FCC ID : A3LSGHX466 -- 835MHz GSM850 Head SAR

DUT: SGH-X466; Serial: FC-014-E

Program Name: SGH-X466 GSM850 Right (Job No. : FC-014)
Procedure Name: Ear/Tilt, Ch.190, Ant.Intenna, Bat.Standard
Procedure Notes: Meas.Tissue Temp(celsius)-21.4;Test Date-31/Jan/2005[OET Bulletin 65-Supplement C, July 2001]

Communication System: GSM 850; Frequency: 836.6 MHz;Duty Cycle: 1:8.3
Medium parameters used: f = 836.6 MHz; σ = 0.91 mho/m; ε_r = 41.8; ρ = 1000 kg/m^3
Phantom section: Right Section

DASY4 Configuration:

- Probe: ES3DV2 - SN3017; ConvF(6.33, 6.33, 6.33); Calibrated: 2004-09-24
- Sensor-Surface: 4mm (Mechanical Surface Detection)
- Electronics: DAE3 Sn486; Calibrated: 2004-08-23
- Phantom: SAM 835/900 MHz; Type: SAM; Serial: TP-1141
- Measurement SW: DASY4, V4.4 Build 3; Postprocessing SW: SEMCAD, V1.8 Build 130

Ear/Tilt, Ch.190, Ant.Intenna, Bat.Standard/Area Scan (51x71x1): Measurement grid: dx=20mm, dy=20mm

Maximum value of SAR (interpolated) = 0.210 mW/g

Ear/Tilt, Ch.190, Ant.Intenna, Bat.Standard/Zoom Scan (5x5x7)/Cube 0: Measurement grid: dx=8mm, dy=8mm, dz=5mm

Reference Value = 10.2 V/m; Power Drift = 0.0 dB
Peak SAR (extrapolated) = 0.256 W/kg
SAR(1 g) = 0.201 mW/g
Maximum value of SAR (measured) = 0.212 mW/g

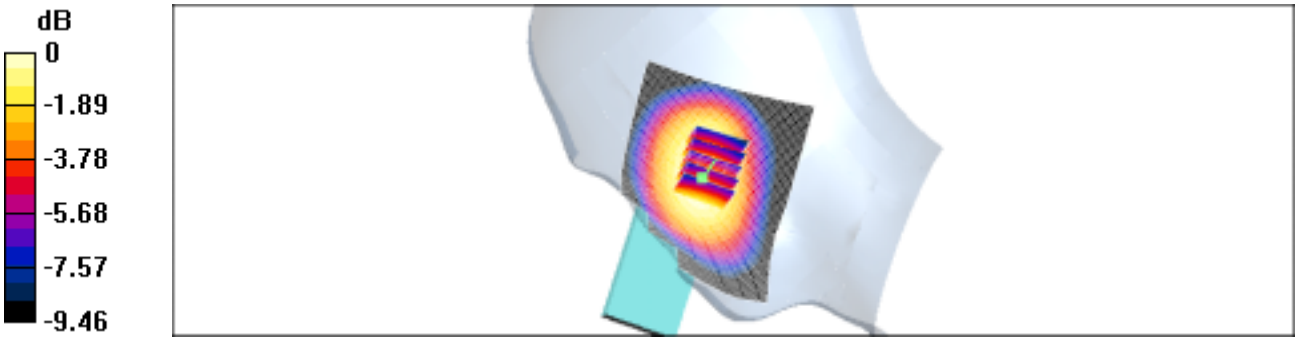

0 dB = 0.212mW/g

SAMSUNG FCC ID : A3LSGHX466 -- 835MHz GSM850 Head SAR

DUT: SGH-X466; Serial: FC-014-E

Program Name: SGH-X466 GSM850 Left (Job No. : FC-014)
Procedure Name: Cheek/Touch, Ch.128, Ant.Intenna, Bat.Standard
Procedure Notes: Meas.Tissue Temp(celsius)-21.4;Test Date-31/Jan/2005[OET Bulletin 65-Supplement C, July 2001]

Communication System: GSM 850; Frequency: 824.2 MHz;Duty Cycle: 1:8.3
Medium parameters used: f = 824.2 MHz; σ = 0.91 mho/m; ε_r = 41.8; ρ = 1000 kg/m^3
Phantom section: Left Section

DASY4 Configuration:

- Probe: ES3DV2 - SN3017; ConvF(6.33, 6.33, 6.33); Calibrated: 2004-09-24
- Sensor-Surface: 4mm (Mechanical Surface Detection)
- Electronics: DAE3 Sn486; Calibrated: 2004-08-23
- Phantom: SAM 835/900 MHz; Type: SAM; Serial: TP-1141
- Measurement SW: DASY4, V4.4 Build 3; Postprocessing SW: SEMCAD, V1.8 Build 130

Cheek/Touch, Ch.128, Ant.Intenna, Bat.Standard/Area Scan (51x71x1): Measurement grid: dx=20mm, dy=20mm

Maximum value of SAR (interpolated) = 0.993 mW/g

Cheek/Touch, Ch.128, Ant.Intenna, Bat.Standard/Zoom Scan (5x5x7)/Cube 0: Measurement grid: dx=8mm, dy=8mm, dz=5mm

Reference Value = 12.4 V/m; Power Drift = -0.0 dB
Peak SAR (extrapolated) = 1.2 W/kg
SAR(1 g) = 0.853 mW/g
Maximum value of SAR (measured) = 0.906 mW/g

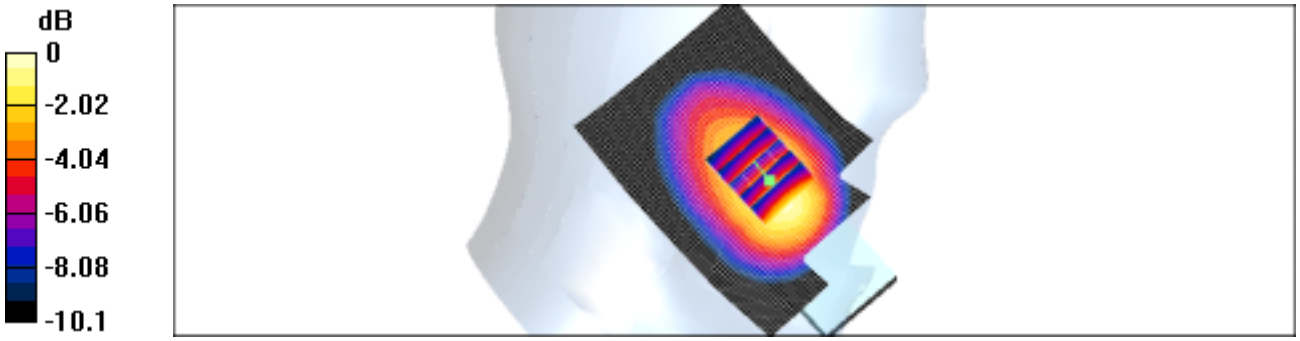

0 dB = 0.906mW/g

SAMSUNG FCC ID : A3LSGHX466 -- 835MHz GSM850 Head SAR

DUT: SGH-X466; Serial: FC-014-E

Program Name: SGH-X466 GSM850 Left (Job No. : FC-014)
Procedure Name: Ear/Tilt, Ch.190, Ant.Intenna, Bat.Standard
Procedure Notes: Meas.Tissue Temp(celsius)-21.4;Test Date-31/Jan/2005[OET Bulletin 65-Supplement C, July 2001]

Communication System: GSM 850; Frequency: 836.6 MHz;Duty Cycle: 1:8.3
Medium parameters used: f = 836.6 MHz; σ = 0.91 mho/m; ε_r = 41.8; ρ = 1000 kg/m^3
Phantom section: Left Section

DASY4 Configuration:

- Probe: ES3DV2 - SN3017; ConvF(6.33, 6.33, 6.33); Calibrated: 2004-09-24
- Sensor-Surface: 4mm (Mechanical Surface Detection)
- Electronics: DAE3 Sn486; Calibrated: 2004-08-23
- Phantom: SAM 835/900 MHz; Type: SAM; Serial: TP-1141
- Measurement SW: DASY4, V4.4 Build 3; Postprocessing SW: SEMCAD, V1.8 Build 130

Ear/Tilt, Ch.190, Ant.Intenna, Bat.Standard/Area Scan (51x71x1): Measurement grid: dx=20mm, dy=20mm

Maximum value of SAR (interpolated) = 0.285 mW/g

Ear/Tilt, Ch.190, Ant.Intenna, Bat.Standard/Zoom Scan (5x5x7)/Cube 0: Measurement grid: dx=8mm, dy=8mm, dz=5mm

Reference Value = 12.6 V/m; Power Drift = 0.1 dB
Peak SAR (extrapolated) = 0.335 W/kg
SAR(1 g) = 0.262 mW/g
Maximum value of SAR (measured) = 0.276 mW/g

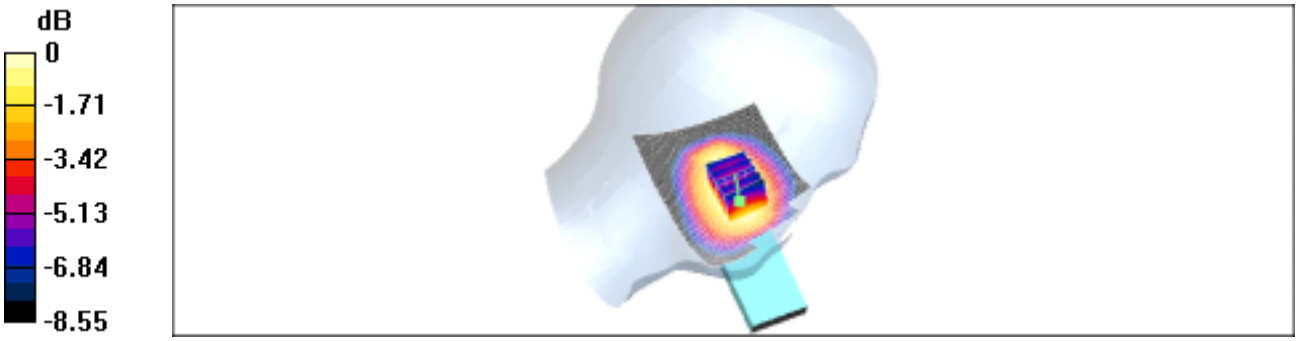

0 dB = 0.276mW/g

SAMSUNG FCC ID : A3LSGHX466 -- 1900MHz GSM1900 Head SAR

DUT: SGH-X466; Serial: FC-014-E

Program Name: SGH-X466 GSM1900 Right (Job No. : FC-014)
Procedure Name: Cheek/Touch, Ch.661, Ant.Intenna, Bat.Standard
Procedure Notes: Meas.Tissue Temp(celsius)-21.8;Test Date-31/Jan/2005[OET Bulletin 65-Supplement C, July 2001]

Communication System: GSM 1900; Frequency: 1880 MHz;Duty Cycle: 1:8.3
Medium parameters used: f = 1880 MHz; σ = 1.4 mho/m; ε_r = 38.9; ρ = 1000 kg/m^3
Phantom section: Right Section

DASY4 Configuration:

- Probe: ES3DV2 - SN3017; ConvF(5.11, 5.11, 5.11); Calibrated: 2004-09-24
- Sensor-Surface: 4mm (Mechanical Surface Detection)
- Electronics: DAE3 Sn486; Calibrated: 2004-08-23
- Phantom: SAM 1800/1900 MHz; Type: SAM; Serial: TP-1143
- Measurement SW: DASY4, V4.4 Build 3; Postprocessing SW: SEMCAD, V1.8 Build 130

Cheek/Touch, Ch.661, Ant.Intenna, Bat.Standard/Area Scan (51x71x1): Measurement grid: dx=20mm, dy=20mm

Maximum value of SAR (interpolated) = 0.624 mW/g

Cheek/Touch, Ch.661, Ant.Intenna, Bat.Standard/Zoom Scan (7x7x7)/Cube 0: Measurement grid: dx=8mm, dy=8mm, dz=5mm

Reference Value = 7.62 V/m; Power Drift = 0.001 dB
Peak SAR (extrapolated) = 1.01 W/kg
SAR(1 g) = 0.582 mW/g
Maximum value of SAR (measured) = 0.639 mW/g

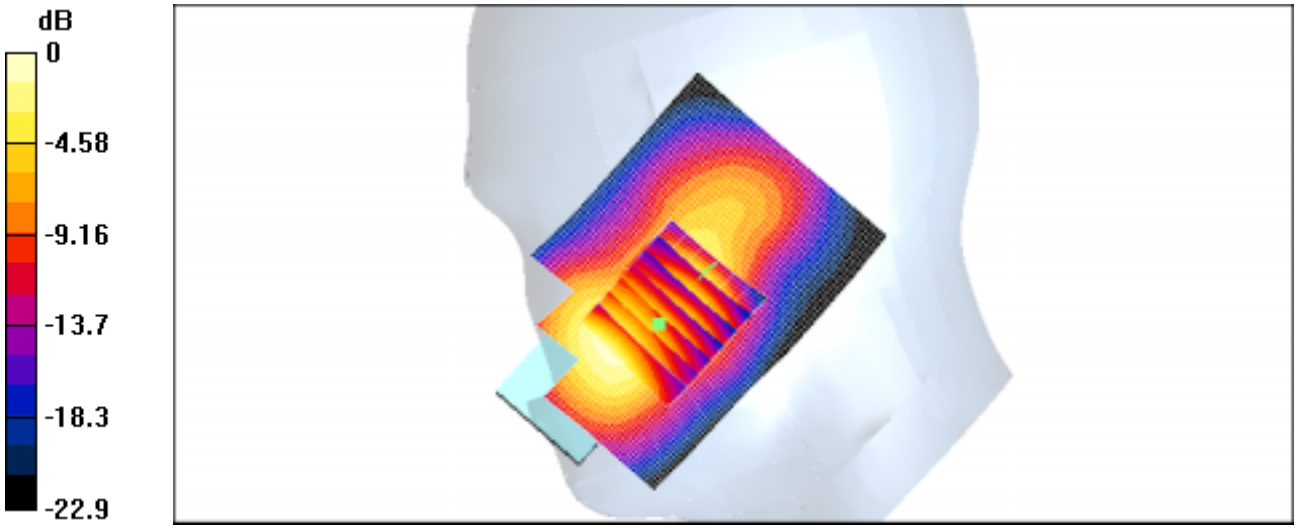

0 dB = 0.639mW/g

SAMSUNG FCC ID : A3LSGHX466 -- 1900MHz GSM1900 Head SAR

DUT: SGH-X466; Serial: FC-014-E

Program Name: SGH-X466 GSM1900 Right (Job No. : FC-014)
Procedure Name: Ear/Tilt, Ch.661, Ant.Intenna, Bat.Standard
Procedure Notes: Meas.Tissue Temp(celsius)-21.8;Test Date-31/Jan/2005[OET Bulletin 65-Supplement C, July 2001]

Communication System: GSM 1900; Frequency: 1880 MHz;Duty Cycle: 1:8.3
Medium parameters used: f = 1880 MHz; σ = 1.4 mho/m; ε_r = 38.9; ρ = 1000 kg/m^3
Phantom section: Right Section

DASY4 Configuration:

- Probe: ES3DV2 - SN3017; ConvF(5.11, 5.11, 5.11); Calibrated: 2004-09-24
- Sensor-Surface: 4mm (Mechanical Surface Detection)
- Electronics: DAE3 Sn486; Calibrated: 2004-08-23
- Phantom: SAM 1800/1900 MHz; Type: SAM; Serial: TP-1143
- Measurement SW: DASY4, V4.4 Build 3; Postprocessing SW: SEMCAD, V1.8 Build 130

Ear/Tilt, Ch.661, Ant.Intenna, Bat.Standard/Area Scan (51x71x1): Measurement grid: dx=20mm, dy=20mm

Maximum value of SAR (interpolated) = 0.193 mW/g

Ear/Tilt, Ch.661, Ant.Intenna, Bat.Standard/Zoom Scan (5x5x7)/Cube 0: Measurement grid: dx=8mm, dy=8mm, dz=5mm

Reference Value = 10.2 V/m; Power Drift = 0.008 dB
Peak SAR (extrapolated) = 0.225 W/kg
SAR(1 g) = 0.151 mW/g
Maximum value of SAR (measured) = 0.164 mW/g

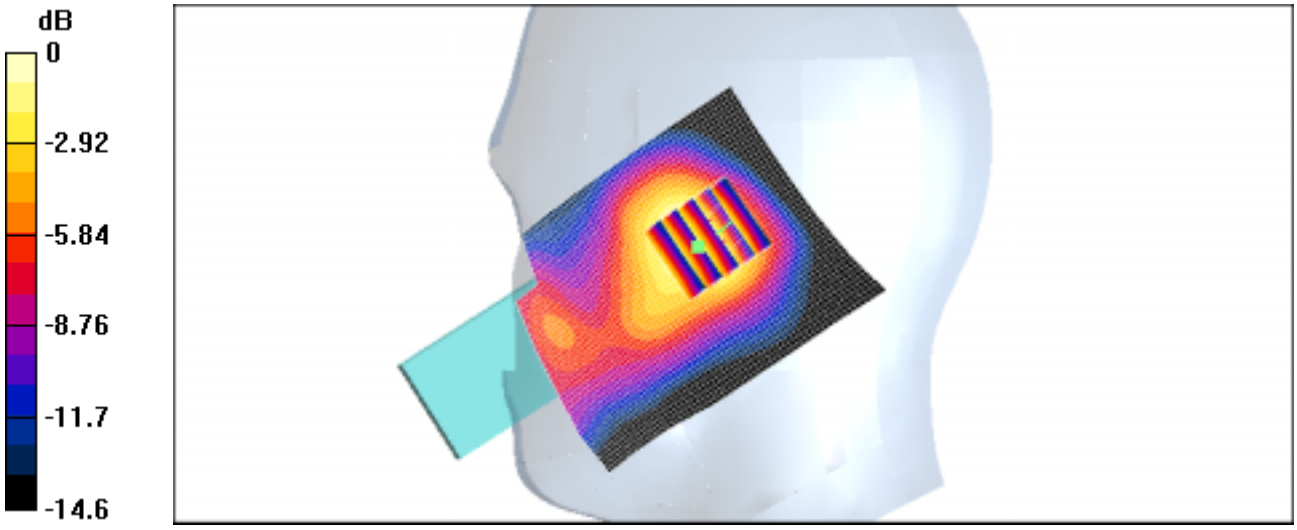

0 dB = 0.164mW/g

SAMSUNG FCC ID : A3LSGHX466 -- 1900MHz GSM1900 Head SAR

DUT: SGH-X466; Serial: FC-014-E

Program Name: SGH-X466 GSM1900 Left (Job No. : FC-014)
Procedure Name: Cheek/Touch, Ch.512, Ant.Intenna, Bat.Standard
Procedure Notes: Meas.Tissue Temp(celsius)-21.8;Test Date-31/Jan/2005[OET Bulletin 65-Supplement C, July 2001]

Communication System: GSM 1900; Frequency: 1850.2 MHz;Duty Cycle: 1:8.3
Medium parameters used: f = 1850.2 MHz; σ = 1.4 mho/m; ε_r = 38.9; ρ = 1000 kg/m^3
Phantom section: Left Section

DASY4 Configuration:

- Probe: ES3DV2 - SN3017; ConvF(5.11, 5.11, 5.11); Calibrated: 2004-09-24
- Sensor-Surface: 4mm (Mechanical Surface Detection)
- Electronics: DAE3 Sn486; Calibrated: 2004-08-23
- Phantom: SAM 1800/1900 MHz; Type: SAM; Serial: TP-1143
- Measurement SW: DASY4, V4.4 Build 3; Postprocessing SW: SEMCAD, V1.8 Build 130

Cheek/Touch, Ch.512, Ant.Intenna, Bat.Standard/Area Scan (51x71x1): Measurement grid: dx=20mm, dy=20mm
Maximum value of SAR (interpolated) = 0.566 mW/g

Cheek/Touch, Ch.512, Ant.Intenna, Bat.Standard/Zoom Scan (5x5x7)/Cube 0: Measurement grid: dx=8mm, dy=8mm, dz=5mm
Reference Value = 6.06 V/m; Power Drift = -0.2 dB
Peak SAR (extrapolated) = 0.731 W/kg
SAR(1 g) = 0.542 mW/g
Maximum value of SAR (measured) = 0.570 mW/g

Cheek/Touch, Ch.512, Ant.Intenna, Bat.Standard/Zoom Scan (5x5x7)/Cube 1: Measurement grid: dx=8mm, dy=8mm, dz=5mm
Reference Value = 6.06 V/m; Power Drift = -0.2 dB
Peak SAR (extrapolated) = 0.726 W/kg
SAR(1 g) = 0.414 mW/g
Maximum value of SAR (measured) = 0.497 mW/g

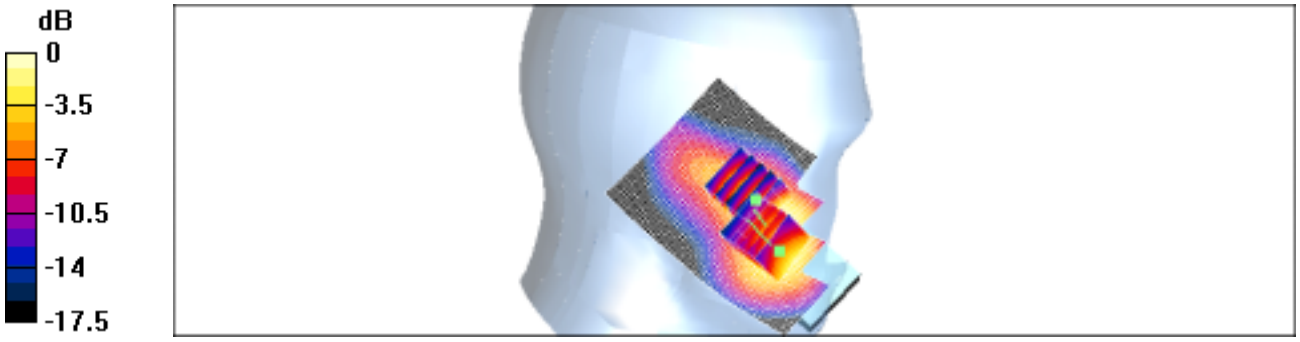

0 dB = 0.497mW/g

SAMSUNG FCC ID : A3LSGHX466 -- 1900MHz GSM1900 Head SAR

DUT: SGH-X466; Serial: FC-014-E

Program Name: SGH-X466 GSM1900 Left (Job No. : FC-014)
Procedure Name: Ear/Tilt, Ch.661, Ant.Intenna, Bat.Standard
Procedure Notes: Meas.Tissue Temp(celsius)-21.8;Test Date-31/Jan/2005[OET Bulletin 65-Supplement C, July 2001]

Communication System: GSM 1900; Frequency: 1880 MHz;Duty Cycle: 1:8.3
Medium parameters used: f = 1880 MHz; σ = 1.4 mho/m; ε_r = 38.9; ρ = 1000 kg/m^3
Phantom section: Left Section

DASY4 Configuration:

- Probe: ES3DV2 - SN3017; ConvF(5.11, 5.11, 5.11); Calibrated: 2004-09-24
- Sensor-Surface: 4mm (Mechanical Surface Detection)
- Electronics: DAE3 Sn486; Calibrated: 2004-08-23
- Phantom: SAM 1800/1900 MHz; Type: SAM; Serial: TP-1143
- Measurement SW: DASY4, V4.4 Build 3; Postprocessing SW: SEMCAD, V1.8 Build 130

Ear/Tilt, Ch.661, Ant.Intenna, Bat.Standard/Area Scan (51x71x1): Measurement grid: dx=20mm, dy=20mm

Maximum value of SAR (interpolated) = 0.171 mW/g

Ear/Tilt, Ch.661, Ant.Intenna, Bat.Standard/Zoom Scan (5x5x7)/Cube 0: Measurement grid: dx=8mm, dy=8mm, dz=5mm

Reference Value = 8.96 V/m; Power Drift = 0.2 dB
Peak SAR (extrapolated) = 0.212 W/kg
SAR(1 g) = 0.135 mW/g
Maximum value of SAR (measured) = 0.146 mW/g

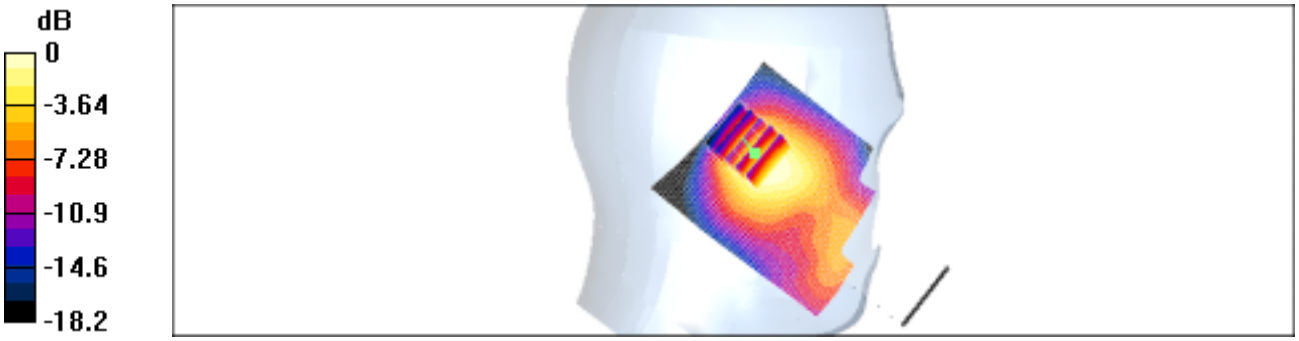

0 dB = 0.146mW/g

SAMSUNG FCC ID : A3LSGHX466 -- 835MHz GSM850 Body SAR

DUT: SGH-X466(Body); Serial: FC-014-E

Program Name: SGH-X466 GPRS850 Body (Job No. : FC-014)
Procedure Name: Body, Ch.128, Ant. Intenna, Bat. Standard
Procedure Notes: Meas.Tissue Temp(celsius)-21.8;Test Date-31/Jan/2005[OET Bulletin 65-Supplement C, July 2001]

Communication System: GSM 850 (GPRS); Frequency: 824.2 MHz;Duty Cycle: 1:4.15
Medium parameters used: f = 824.2 MHz; σ = 0.98 mho/m; ε_r = 54.4; ρ = 1000 kg/m^3
Phantom section: Flat Section

DASY4 Configuration:

- Probe: ES3DV2 - SN3017; ConvF(6.28, 6.28, 6.28); Calibrated: 2004-09-24
- Sensor-Surface: 4mm (Mechanical Surface Detection)
- Electronics: DAE3 Sn486; Calibrated: 2004-08-23
- Phantom: SAM 835/900 MHz; Type: SAM; Serial: TP-1141
- Measurement SW: DASY4, V4.4 Build 3; Postprocessing SW: SEMCAD, V1.8 Build 130

Body, Ch.128, Ant. Intenna, Bat. Standard/Area Scan (51x71x1): Measurement grid: dx=20mm, dy=20mm

Maximum value of SAR (interpolated) = 0.495 mW/g

Body, Ch.128, Ant. Intenna, Bat. Standard/Zoom Scan (5x5x7)/Cube 0: Measurement grid: dx=8mm, dy=8mm, dz=5mm

Reference Value = 16.4 V/m; Power Drift = -0.0 dB
Peak SAR (extrapolated) = 0.571 W/kg
SAR(1 g) = 0.418 mW/g
Maximum value of SAR (measured) = 0.435 mW/g

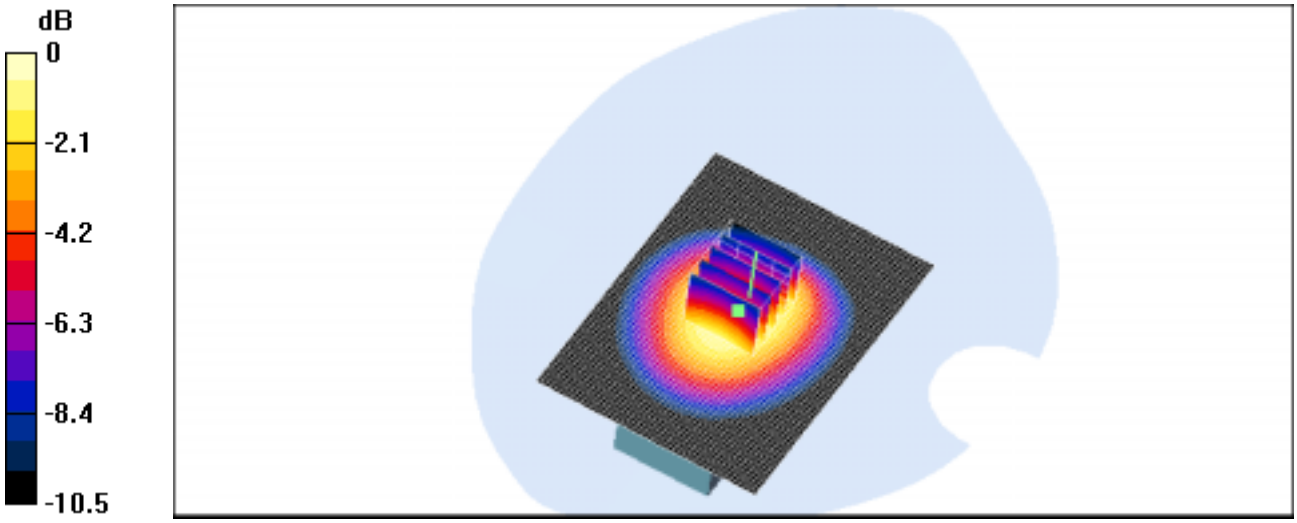

0 dB = 0.435mW/g

SAMSUNG FCC ID : A3LSGHX466 -- 1900MHz GSM1900 Body SAR

DUT: SGH-X466(Body); Serial: FC-014-E

Program Name: SGH-X466 GPRS1900 Body (Job No. : FC-014)
Procedure Name: Body, Ch. 810, Ant. Intenna, Bat. Standard
Procedure Notes: Meas.Tissue Temp(celsius)-21.7;Test Date-31/Jan/2005[OET Bulletin 65-Supplement C, July 2001]

Communication System: GSM1900 GPRS; Frequency: 1909.8 MHz;Duty Cycle: 1:4.15
Medium parameters used: f = 1909.8 MHz; σ = 1.55 mho/m; ε_r = 51.7; ρ = 1000 kg/m^3
Phantom section: Flat Section

DASY4 Configuration:

- Probe: ES3DV2 - SN3017; ConvF(4.46, 4.46, 4.46); Calibrated: 2004-09-24
- Sensor-Surface: 4mm (Mechanical Surface Detection)
- Electronics: DAE3 Sn486; Calibrated: 2004-08-23
- Phantom: SAM 1800/1900 MHz; Type: SAM; Serial: TP-1143
- Measurement SW: DASY4, V4.4 Build 3; Postprocessing SW: SEMCAD, V1.8 Build 130

Body, Ch. 810, Ant. Intenna, Bat. Standard/Area Scan (51x71x1): Measurement grid: dx=20mm, dy=20mm
Maximum value of SAR (interpolated) = 0.204 mW/g

Body, Ch. 810, Ant. Intenna, Bat. Standard/Zoom Scan (5x5x7)/Cube 0: Measurement grid: dx=8mm, dy=8mm, dz=5mm
Reference Value = 10.5 V/m; Power Drift = -0.0 dB
Peak SAR (extrapolated) = 0.292 W/kg
SAR(1 g) = 0.188 mW/g
Maximum value of SAR (measured) = 0.210 mW/g

Body, Ch. 810, Ant. Intenna, Bat. Standard/Zoom Scan (5x5x7)/Cube 1: Measurement grid: dx=8mm, dy=8mm, dz=5mm
Reference Value = 10.5 V/m; Power Drift = -0.0 dB
Peak SAR (extrapolated) = 0.201 W/kg
SAR(1 g) = 0.142 mW/g
Maximum value of SAR (measured) = 0.153 mW/g

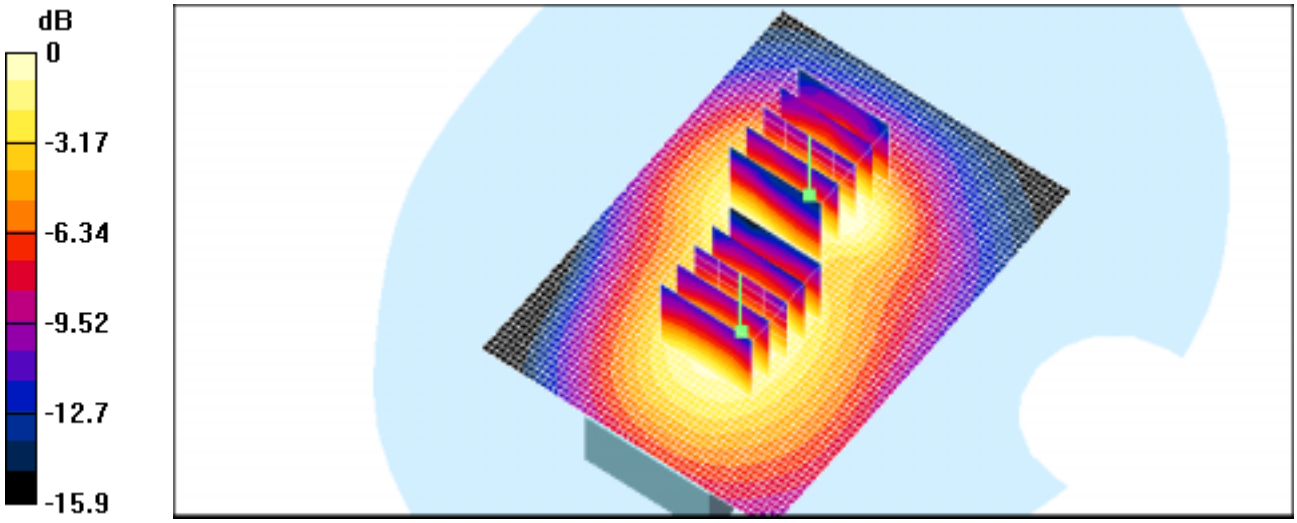

0 dB = 0.153mW/g

SAMSUNG FCC ID : A3LSGHX466 -- 835MHz GSM850 Head SAR

DUT: SGH-X466; Serial: FC-014-E

Program Name: SGH-X466 GSM850 Right (Job No. : FC-014)
Procedure Name: Cheek/Touch, Ch.128, Ant.Intenna, Bat.Standard
Procedure Notes: Meas.Tissue Temp(celsius)-21.4;Test Date-31/Jan/2005[OET Bulletin 65-Supplement C, July 2001]

Communication System: GSM 850; Frequency: 824.2 MHz;Duty Cycle: 1:8.3
Medium parameters used: f = 824.2 MHz; σ = 0.91 mho/m; ε_r = 41.8; ρ = 1000 kg/m^3
Phantom section: Right Section

DASY4 Configuration:

- Probe: ES3DV2 - SN3017; ConvF(6.33, 6.33, 6.33); Calibrated: 2004-09-24
- Sensor-Surface: 4mm (Mechanical Surface Detection)
- Electronics: DAE3 Sn486; Calibrated: 2004-08-23
- Phantom: SAM 835/900 MHz; Type: SAM; Serial: TP-1141
- Measurement SW: DASY4, V4.4 Build 3; Postprocessing SW: SEMCAD, V1.8 Build 130

Cheek/Touch, Ch.128, Ant.Intenna, Bat.Standard/Area Scan (51x71x1): Measurement grid: dx=20mm, dy=20mm
Maximum value of SAR (interpolated) = 0.923 mW/g

Cheek/Touch, Ch.128, Ant.Intenna, Bat.Standard/Zoom Scan (5x5x7)/Cube 0: Measurement grid: dx=8mm, dy=8mm, dz=5mm
Reference Value = 11.1 V/m; Power Drift = -0.0 dB
Peak SAR (extrapolated) = 1.27 W/kg
SAR(1 g) = 0.888 mW/g
Maximum value of SAR (measured) = 0.956 mW/g

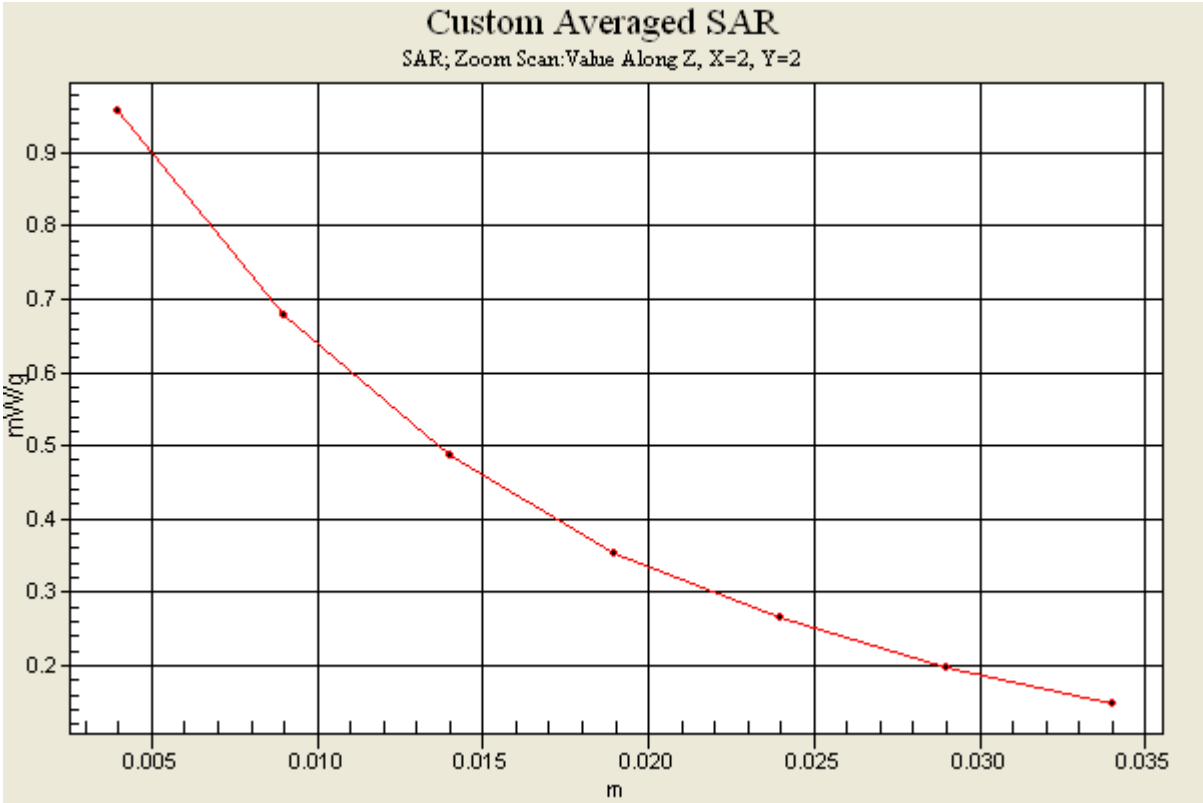

SAMSUNG FCC ID : A3LSGHX466 -- 1900MHz GSM1900 Head SAR

DUT: SGH-X466; Serial: FC-014-E

Program Name: SGH-X466 GSM1900 Right (Job No. : FC-014)
Procedure Name: Cheek/Touch, Ch.661, Ant.Intenna, Bat.Standard
Procedure Notes: Meas.Tissue Temp(celsius)-21.8;Test Date-31/Jan/2005[OET Bulletin 65-Supplement C, July 2001]

Communication System: GSM 1900; Frequency: 1880 MHz;Duty Cycle: 1:8.3
Medium parameters used: f = 1880 MHz; σ = 1.4 mho/m; ε_r = 38.9; ρ = 1000 kg/m^3
Phantom section: Right Section

DASY4 Configuration:

- Probe: ES3DV2 - SN3017; ConvF(5.11, 5.11, 5.11); Calibrated: 2004-09-24
- Sensor-Surface: 4mm (Mechanical Surface Detection)
- Electronics: DAE3 Sn486; Calibrated: 2004-08-23
- Phantom: SAM 1800/1900 MHz; Type: SAM; Serial: TP-1143
- Measurement SW: DASY4, V4.4 Build 3; Postprocessing SW: SEMCAD, V1.8 Build 130

Cheek/Touch, Ch.661, Ant.Intenna, Bat.Standard/Area Scan (51x71x1): Measurement grid: dx=20mm, dy=20mm
Maximum value of SAR (interpolated) = 0.624 mW/g

Cheek/Touch, Ch.661, Ant.Intenna, Bat.Standard/Zoom Scan (7x7x7)/Cube 0: Measurement grid: dx=8mm, dy=8mm, dz=5mm
Reference Value = 7.62 V/m; Power Drift = 0.001 dB
Peak SAR (extrapolated) = 1.01 W/kg
SAR(1 g) = 0.582 mW/g
Maximum value of SAR (measured) = 0.639 mW/g

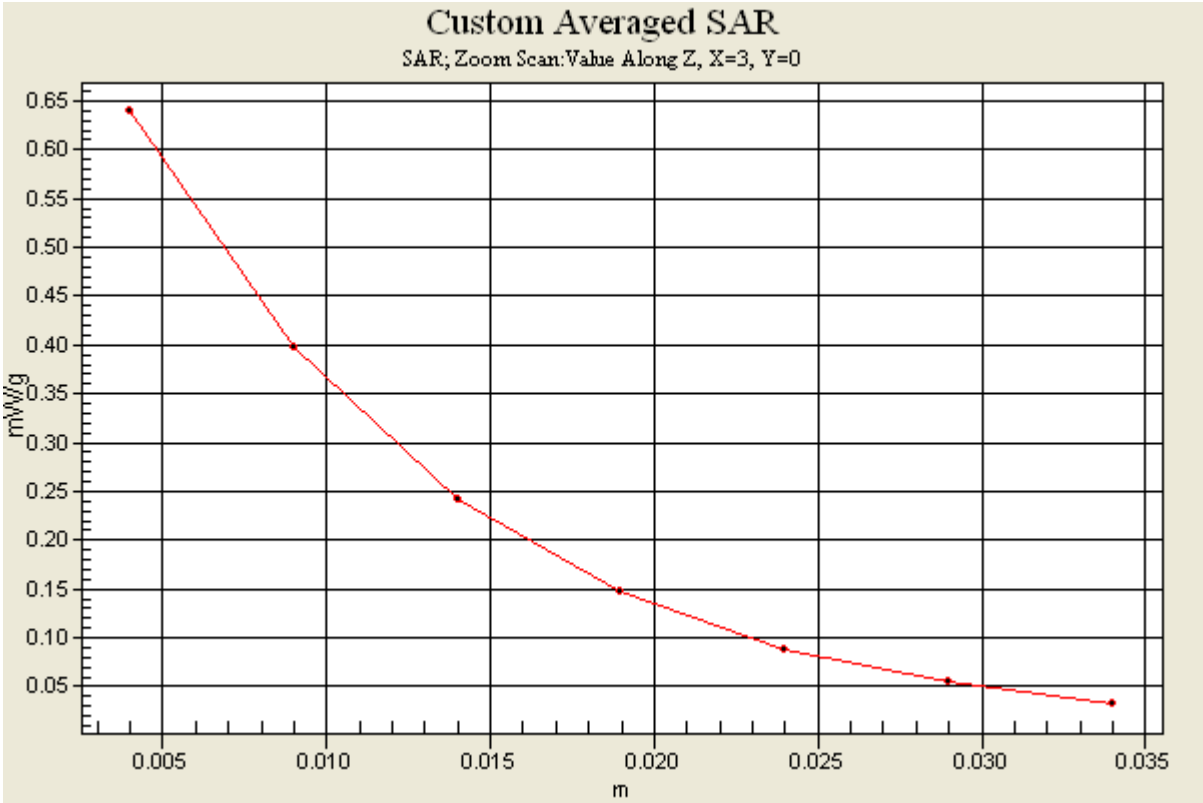

SAMSUNG FCC ID : A3LSGHX466 -- 835MHz GSM850 Body SAR

DUT: SGH-X466(Body); Serial: FC-014-E

Program Name: SGH-X466 GPRS850 Body (Job No. : FC-014)
Procedure Name: Body, Ch.128, Ant. Intenna, Bat. Standard
Procedure Notes: Meas.Tissue Temp(celsius)-21.8;Test Date-31/Jan/2005[OET Bulletin 65-Supplement C, July 2001]

Communication System: GSM 850 (GPRS); Frequency: 824.2 MHz;Duty Cycle: 1:4.15
Medium parameters used: f = 824.2 MHz; σ = 0.98 mho/m; ε_r = 54.4; ρ = 1000 kg/m^3
Phantom section: Flat Section

DASY4 Configuration:

- Probe: ES3DV2 - SN3017; ConvF(6.28, 6.28, 6.28); Calibrated: 2004-09-24
- Sensor-Surface: 4mm (Mechanical Surface Detection)
- Electronics: DAE3 Sn486; Calibrated: 2004-08-23
- Phantom: SAM 835/900 MHz; Type: SAM; Serial: TP-1141
- Measurement SW: DASY4, V4.4 Build 3; Postprocessing SW: SEMCAD, V1.8 Build 130

Body, Ch.128, Ant. Intenna, Bat. Standard/Area Scan (51x71x1): Measurement grid: dx=20mm, dy=20mm
Maximum value of SAR (interpolated) = 0.495 mW/g

Body, Ch.128, Ant. Intenna, Bat. Standard/Zoom Scan (5x5x7)/Cube 0: Measurement grid: dx=8mm, dy=8mm, dz=5mm
Reference Value = 16.4 V/m; Power Drift = -0.0 dB
Peak SAR (extrapolated) = 0.571 W/kg
SAR(1 g) = 0.418 mW/g
Maximum value of SAR (measured) = 0.435 mW/g

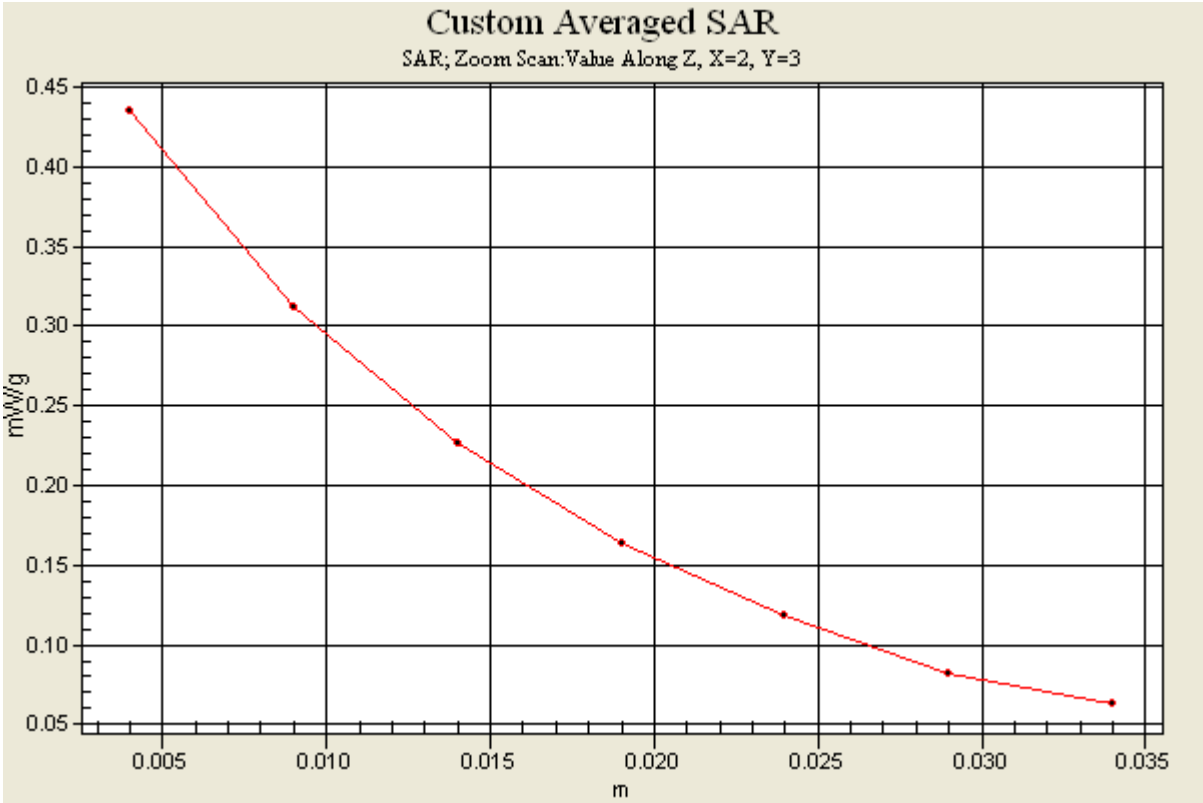

SAMSUNG FCC ID : A3LSGHX466 -- 1900MHz GSM1900 Body SAR

DUT: SGH-X466(Body); Serial: FC-014-E

Program Name: SGH-X466 GPRS1900 Body (Job No. : FC-014)
Procedure Name: Body, Ch. 810, Ant. Intenna, Bat. Standard
Procedure Notes: Meas.Tissue Temp(celsius)-21.7;Test Date-31/Jan/2005[OET Bulletin 65-Supplement C, July 2001]

Communication System: GSM1900 GPRS; Frequency: 1909.8 MHz;Duty Cycle: 1:4.15
Medium parameters used: f = 1909.8 MHz; σ = 1.55 mho/m; ε_r = 51.7; ρ = 1000 kg/m^3
Phantom section: Flat Section

DASY4 Configuration:

- Probe: ES3DV2 - SN3017; ConvF(4.46, 4.46, 4.46); Calibrated: 2004-09-24
- Sensor-Surface: 4mm (Mechanical Surface Detection)
- Electronics: DAE3 Sn486; Calibrated: 2004-08-23
- Phantom: SAM 1800/1900 MHz; Type: SAM; Serial: TP-1143
- Measurement SW: DASY4, V4.4 Build 3; Postprocessing SW: SEMCAD, V1.8 Build 130

Body, Ch. 810, Ant. Intenna, Bat. Standard/Area Scan (51x71x1): Measurement grid: dx=20mm, dy=20mm
Maximum value of SAR (interpolated) = 0.204 mW/g

Body, Ch. 810, Ant. Intenna, Bat. Standard/Zoom Scan (5x5x7)/Cube 0: Measurement grid: dx=8mm, dy=8mm, dz=5mm
Reference Value = 10.5 V/m; Power Drift = -0.0 dB
Peak SAR (extrapolated) = 0.292 W/kg
SAR(1 g) = 0.188 mW/g
Maximum value of SAR (measured) = 0.210 mW/g
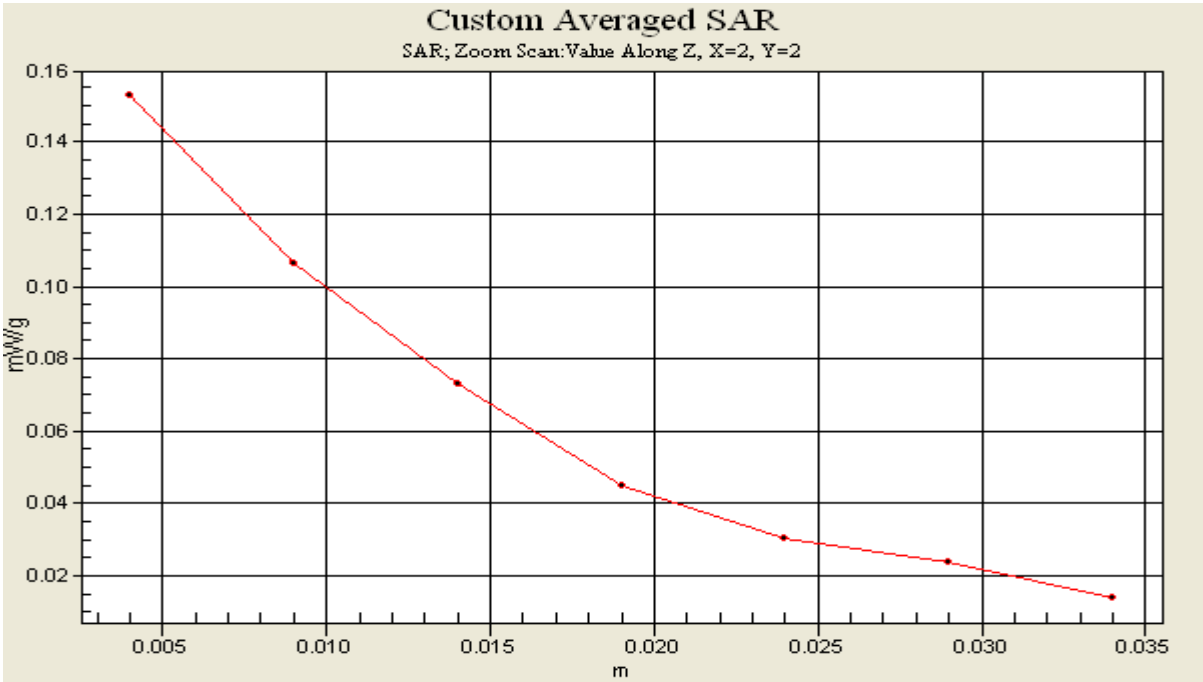
Body, Ch. 810, Ant. Intenna, Bat. Standard/Zoom Scan (5x5x7)/Cube 1: Measurement grid: dx=8mm, dy=8mm, dz=5mm
Reference Value = 10.5 V/m; Power Drift = -0.0 dB
Peak SAR (extrapolated) = 0.201 W/kg
SAR(1 g) = 0.142 mW/g
Maximum value of SAR (measured) = 0.153 mW/g