SAMSUNG FCC ID : A3LSGHX467 -- 835MHz GSM850 Head SAR
DUT: SGH-X467; Serial: FD-041-B
Program Name: SGH-X467 GSM850 Left (Job No. : FD-041)
Procedure Name: Cheek/Touch, Ch.190, Ant.Intenna, Bat.Standard
Procedure Notes: Meas. Ambient Temp(celsius)-21.5, Tissue Temp(celsius)-21.2; Test Date-20/Mar/2006 [OET Bulletin 65-Supplement C, July 2001]
Communication System: GSM 850; Frequency: 836.6 MHz;Duty Cycle: 1:8.3
Medium parameters used: f = 836.6 MHz; σ = 0.92 mho/m; ε_r = 41.5; ρ = 1000 kg/m^3
Phantom section: Left Section
DASY4 Configuration:

- Probe: EX3DV4 - SN3537; ConvF(9.31, 9.31, 9.31); Calibrated: 2005-11-22
- Sensor-Surface: 4mm (Mechanical Surface Detection)
- Electronics: DAE3 Sn468; Calibrated: 2006-01-27
- Phantom: PHANTOM #2; Type: SAM; Serial: TP-1141
- Measurement SW: DASY4, V4.6 Build 23; Postprocessing SW: SEMCAD, V1.8 Build 160

Cheek/Touch, Ch.190, Ant.Intenna, Bat.Standard/Area Scan (51x71x1): Measurement grid: dx=20mm, dy=20mm
Maximum value of SAR (interpolated) = 0.884 mW/g

Cheek/Touch, Ch.190, Ant.Intenna, Bat.Standard/Zoom Scan (5x5x7)/Cube 0:
Measurement grid: dx=8mm, dy=8mm, dz=5mm
Reference Value = 14.2 V/m; Power Drift = -0.029 dB
Peak SAR (extrapolated) = 1.31 W/kg
SAR(1 g) = 0.847 mW/g
Maximum value of SAR (measured) = 0.905 mW/g



0 dB = 0.905mW/g

SAMSUNG FCC ID : A3LSGHX467 -- 835MHz GSM850 Head SAR
DUT: SGH-X467; Serial: FD-041-B
Program Name: SGH-X467 GSM850 Left (Job No. : FD-041)
Procedure Name: Ear/Tilt, Ch.190, Ant.Intenna, Bat.Standard
Procedure Notes: Meas. Ambient Temp(celsius)-21.5, Tissue Temp(celsius)-21.2; Test Date-20/Mar/2006 [OET Bulletin 65-Supplement C, July 2001]
Communication System: GSM 850; Frequency: 836.6 MHz;Duty Cycle: 1:8.3
Medium parameters used: f = 836.6 MHz; σ = 0.92 mho/m; ε_r = 41.5; ρ = 1000 kg/m^3
Phantom section: Left Section
DASY4 Configuration:

- Probe: EX3DV4 - SN3537; ConvF(9.31, 9.31, 9.31); Calibrated: 2005-11-22
- Sensor-Surface: 4mm (Mechanical Surface Detection)
- Electronics: DAE3 Sn468; Calibrated: 2006-01-27
- Phantom: PHANTOM #2; Type: SAM; Serial: TP-1141
- Measurement SW: DASY4, V4.6 Build 23; Postprocessing SW: SEMCAD, V1.8 Build 160

Ear/Tilt, Ch.190, Ant.Intenna, Bat.Standard/Area Scan (51x71x1): Measurement grid: dx=20mm, dy=20mm
Maximum value of SAR (interpolated) = 0.332 mW/g

Ear/Tilt, Ch.190, Ant.Intenna, Bat.Standard/Zoom Scan (5x5x7)/Cube 0: Measurement grid: dx=8mm, dy=8mm, dz=5mm
Reference Value = 14.7 V/m; Power Drift = -0.008 dB
Peak SAR (extrapolated) = 0.397 W/kg
SAR(1 g) = 0.302 mW/g
Maximum value of SAR (measured) = 0.316 mW/g

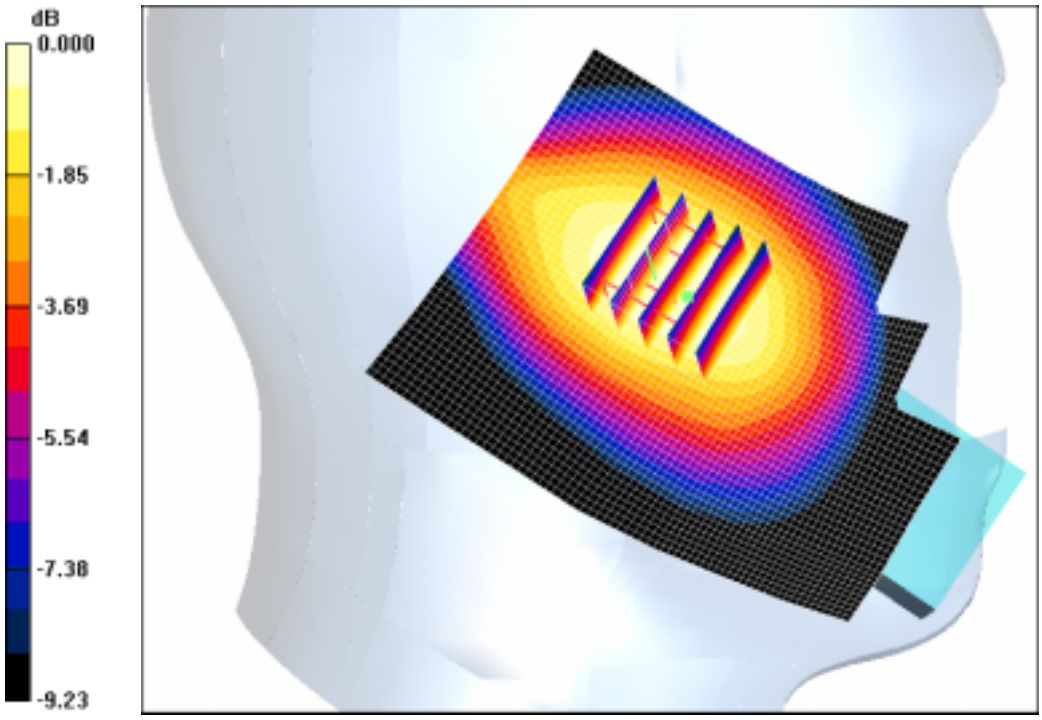

0 dB = 0.316mW/g

SAMSUNG FCC ID : A3LSGHX467 -- 835MHz GSM850 Head SAR
DUT: SGH-X467; Serial: FD-041-B
Program Name: SGH-X467 GSM850 Right (Job No. : FD-041)
Procedure Name: Cheek/Touch, Ch.251, Ant.Intenna, Bat.Standard
Procedure Notes: Meas. Ambient Temp(celsius)-21.5, Tissue Temp(celsius)-21.2; Test Date-20/Mar/2006 [OET Bulletin 65-Supplement C, July 2001]
Communication System: GSM 850; Frequency: 848.8 MHz;Duty Cycle: 1:8.3
Medium parameters used: f = 848.8 MHz; σ = 0.92 mho/m; ε_r = 41.5; ρ = 1000 kg/m^3
Phantom section: Right Section
DASY4 Configuration:

- Probe: EX3DV4 - SN3537; ConvF(9.31, 9.31, 9.31); Calibrated: 2005-11-22
- Sensor-Surface: 4mm (Mechanical Surface Detection)
- Electronics: DAE3 Sn468; Calibrated: 2006-01-27
- Phantom: PHANTOM #2; Type: SAM; Serial: TP-1141
- Measurement SW: DASY4, V4.6 Build 23; Postprocessing SW: SEMCAD, V1.8 Build 160

Cheek/Touch, Ch.251, Ant.Intenna, Bat.Standard/Area Scan (51x71x1): Measurement grid: dx=20mm, dy=20mm
Maximum value of SAR (interpolated) = 0.890 mW/g

Cheek/Touch, Ch.251, Ant.Intenna, Bat.Standard/Zoom Scan (5x5x7)/Cube 0:
Measurement grid: dx=8mm, dy=8mm, dz=5mm
Reference Value = 10.4 V/m; Power Drift = 0.140 dB
Peak SAR (extrapolated) = 1.30 W/kg
SAR(1 g) = 0.828 mW/g
Maximum value of SAR (measured) = 0.897 mW/g



0 dB = 0.897mW/g

SAMSUNG FCC ID : A3LSGHX467 -- 835MHz GSM850 Head SAR
DUT: SGH-X467; Serial: FD-041-B
Program Name: SGH-X467 GSM850 Right (Job No. : FD-041)
Procedure Name: Ear/Tilt, Ch.190, Ant.Intenna, Bat.Standard
Procedure Notes: Meas. Ambient Temp(celsius)-21.5, Tissue Temp(celsius)-21.2; Test Date-20/Mar/2006 [OET Bulletin 65-Supplement C, July 2001]
Communication System: GSM 850; Frequency: 836.6 MHz;Duty Cycle: 1:8.3
Medium parameters used: f = 836.6 MHz; σ = 0.92 mho/m; ε_r = 41.5; ρ = 1000 kg/m^3
Phantom section: Right Section
DASY4 Configuration:

- Probe: EX3DV4 - SN3537; ConvF(9.31, 9.31, 9.31); Calibrated: 2005-11-22
- Sensor-Surface: 4mm (Mechanical Surface Detection)
- Electronics: DAE3 Sn468; Calibrated: 2006-01-27
- Phantom: PHANTOM #2; Type: SAM; Serial: TP-1141
- Measurement SW: DASY4, V4.6 Build 23; Postprocessing SW: SEMCAD, V1.8 Build 160

Ear/Tilt, Ch.190, Ant.Intenna, Bat.Standard/Area Scan (51x71x1): Measurement grid: dx=20mm, dy=20mm
Maximum value of SAR (interpolated) = 0.290 mW/g

Ear/Tilt, Ch.190, Ant.Intenna, Bat.Standard/Zoom Scan (5x5x7)/Cube 0: Measurement grid: dx=8mm, dy=8mm, dz=5mm
Reference Value = 11.6 V/m; Power Drift = -0.084 dB
Peak SAR (extrapolated) = 0.357 W/kg
SAR(1 g) = 0.271 mW/g
Maximum value of SAR (measured) = 0.287 mW/g

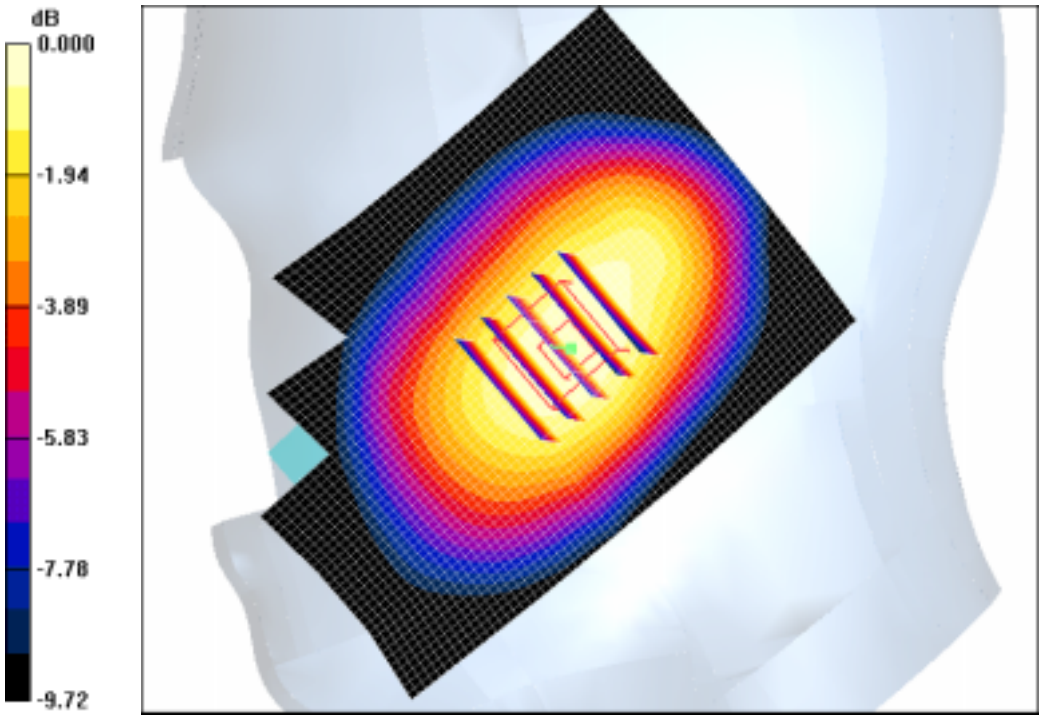

0 dB = 0.287mW/g

SAMSUNG FCC ID : A3LSGHX467 -- 835MHz GSM850 Body SAR
DUT: SGH-X467(Body); Serial: FD-041-B
Program Name: SGH-X467 GSM850 Body (Job No. : FD-041)
Procedure Name: Body, Ch.190, Ant.Intenna, Bat.Standard
Procedure Notes: Meas.Ambient Temp(celsius)-21.5, Tissue Temp(celsius)-21.4; Test Date-20/Mar/2006 [OET Bulletin 65-Supplement C, July 2001]
Communication System: GSM 850 (GPRS); Frequency: 836.6 MHz;Duty Cycle: 1:4.15
Medium parameters used: f = 836.6 MHz; σ = 0.98 mho/m; ε_r = 53.9; ρ = 1000 kg/m^3
Phantom section: Flat Section
DASY4 Configuration:

- Probe: EX3DV4 - SN3537; ConvF(9.57, 9.57, 9.57); Calibrated: 2005-11-22
- Sensor-Surface: 4mm (Mechanical Surface Detection)
- Electronics: DAE3 Sn468; Calibrated: 2006-01-27
- Phantom: PHANTOM #1; Type: SAM; Serial: TP-1143
- Measurement SW: DASY4, V4.6 Build 23; Postprocessing SW: SEMCAD, V1.8 Build 160

Body, Ch.190, Ant.Intenna, Bat.Standard/Zoom Scan (5x5x7)/Cube 0: Measurement grid: dx=8mm, dy=8mm, dz=5mm
Reference Value = 10.2 V/m; Power Drift = -0.077 dB
Peak SAR (extrapolated) = 0.232 W/kg
SAR(1 g) = 0.154 mW/g
Maximum value of SAR (measured) = 0.165 mW/g

Body, Ch.190, Ant.Intenna, Bat.Standard/Area Scan (51x71x1): Measurement grid: dx=20mm, dy=20mm
Maximum value of SAR (interpolated) = 0.165 mW/g

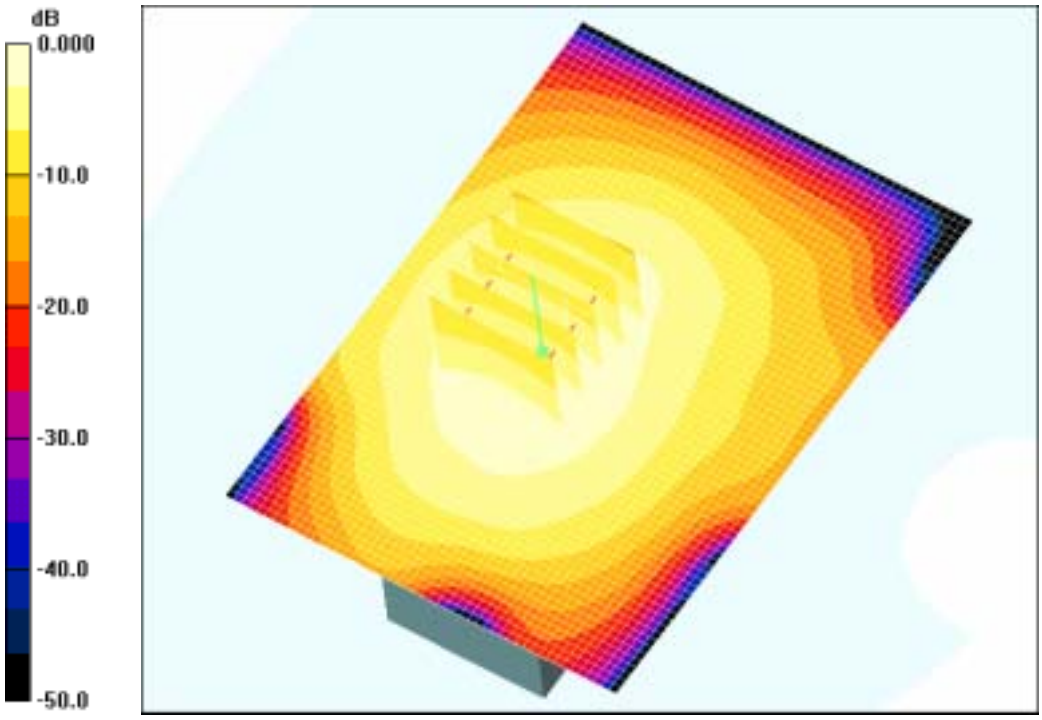

0 dB = 0.165mW/g

SAMSUNG FCC ID : A3LSGHX467 -- 1900MHz GSM1900 Head SAR
DUT: SGH-X467; Serial: FD-041-B
Program Name: SGH-X467 GSM1900 Left (Job No. : FD-041)
Procedure Name: Cheek/Touch, Ch.810, Ant.Intenna, Bat.Standard
Procedure Notes: Meas. Ambient Temp(celsius)-21.8, Tissue Temp(celsius)-21.4; Test Date-20/Mar/2006 [OET Bulletin 65-Supplement C, July 2001]
Communication System: GSM 1900; Frequency: 1909.8 MHz;Duty Cycle: 1:8.3
Medium parameters used: f = 1909.8 MHz; σ = 1.42 mho/m; ε_r = 39.3; ρ = 1000 kg/m^3
Phantom section: Left Section
DASY4 Configuration:

- Probe: EX3DV4 - SN3537; ConvF(8.04, 8.04, 8.04); Calibrated: 2005-11-22
- Sensor-Surface: 4mm (Mechanical Surface Detection)
- Electronics: DAE3 Sn468; Calibrated: 2006-01-27
- Phantom: PHANTOM #2; Type: SAM; Serial: TP-1141
- Measurement SW: DASY4, V4.6 Build 23; Postprocessing SW: SEMCAD, V1.8 Build 160

Cheek/Touch, Ch.810, Ant.Intenna, Bat.Standard/Zoom Scan (5x5x7)/Cube 0:
Measurement grid: dx=8mm, dy=8mm, dz=5mm
Reference Value = 8.16 V/m; Power Drift = -0.031 dB
Peak SAR (extrapolated) = 1.30 W/kg
SAR(1 g) = 0.891 mW/g
Maximum value of SAR (measured) = 0.948 mW/g

Cheek/Touch, Ch.810, Ant.Intenna, Bat.Standard/Area Scan (51x71x1): Measurement grid: dx=20mm, dy=20mm
Maximum value of SAR (interpolated) = 1.08 mW/g

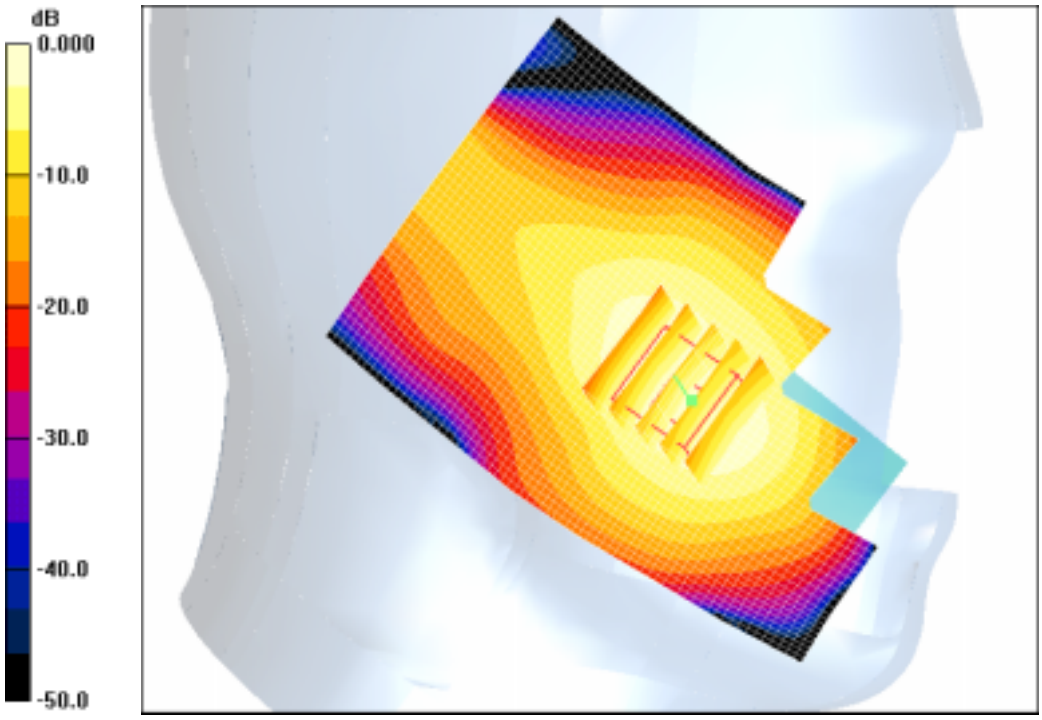

0 dB = 1.08mW/g

SAMSUNG FCC ID : A3LSGHX467 -- 1900MHz GSM1900 Head SAR
DUT: SGH-X467; Serial: FD-041-B
Program Name: SGH-X467 GSM1900 Left (Job No. : FD-041)
Procedure Name: Ear/Tilt, Ch.661, Ant.Intenna, Bat.Standard
Procedure Notes: Meas. Ambient Temp(celsius)-21.8, Tissue Temp(celsius)-21.4; Test Date-20/Mar/2006 [OET Bulletin 65-Supplement C, July 2001]
Communication System: GSM 1900; Frequency: 1880 MHz;Duty Cycle: 1:8.3
Medium parameters used: f = 1880 MHz; σ = 1.42 mho/m; ε_r = 39.3; ρ = 1000 kg/m^3
Phantom section: Left Section
DASY4 Configuration:

- Probe: EX3DV4 - SN3537; ConvF(8.04, 8.04, 8.04); Calibrated: 2005-11-22
- Sensor-Surface: 4mm (Mechanical Surface Detection)
- Electronics: DAE3 Sn468; Calibrated: 2006-01-27
- Phantom: PHANTOM #2; Type: SAM; Serial: TP-1141
- Measurement SW: DASY4, V4.6 Build 23; Postprocessing SW: SEMCAD, V1.8 Build 160

Ear/Tilt, Ch.661, Ant.Intenna, Bat.Standard/Zoom Scan (5x5x7)/Cube 0: Measurement grid: dx=8mm, dy=8mm, dz=5mm
Reference Value = 6.37 V/m; Power Drift = -0.009 dB
Peak SAR (extrapolated) = 0.123 W/kg
SAR(1 g) = 0.083 mW/g
Maximum value of SAR (measured) = 0.090 mW/g

Ear/Tilt, Ch.661, Ant.Intenna, Bat.Standard/Area Scan (51x71x1): Measurement grid: dx=20mm, dy=20mm
Maximum value of SAR (interpolated) = 0.091 mW/g



0 dB = 0.091mW/g

SAMSUNG FCC ID : A3LSGHX467 -- 1900MHz GSM1900 Head SAR
DUT: SGH-X467; Serial: FD-041-B
Program Name: SGH-X467 GSM1900 Right (Job No. : FD-041)
Procedure Name: Cheek/Touch, Ch.810, Ant.Intenna, Bat.Standard
Procedure Notes: Meas. Ambient Temp(celsius)-21.8, Tissue Temp(celsius)-21.4; Test Date-20/Mar/2006 [OET Bulletin 65-Supplement C, July 2001]
Communication System: GSM 1900; Frequency: 1909.8 MHz;Duty Cycle: 1:8.3
Medium parameters used: f = 1909.8 MHz; σ = 1.42 mho/m; ε_r = 39.3; ρ = 1000 kg/m^3
Phantom section: Right Section
DASY4 Configuration:

- Probe: EX3DV4 - SN3537; ConvF(8.04, 8.04, 8.04); Calibrated: 2005-11-22
- Sensor-Surface: 4mm (Mechanical Surface Detection)
- Electronics: DAE3 Sn468; Calibrated: 2006-01-27
- Phantom: PHANTOM #2; Type: SAM; Serial: TP-1141
- Measurement SW: DASY4, V4.6 Build 23; Postprocessing SW: SEMCAD, V1.8 Build 160

Cheek/Touch, Ch.810, Ant.Intenna, Bat.Standard/Area Scan (51x71x1): Measurement grid: dx=20mm, dy=20mm
Maximum value of SAR (interpolated) = 1.01 mW/g

Cheek/Touch, Ch.810, Ant.Intenna, Bat.Standard/Zoom Scan (5x5x7)/Cube 0:
Measurement grid: dx=8mm, dy=8mm, dz=5mm
Reference Value = 5.90 V/m; Power Drift = 0.031 dB
Peak SAR (extrapolated) = 1.19 W/kg
SAR(1 g) = 0.824 mW/g
Maximum value of SAR (measured) = 0.881 mW/g

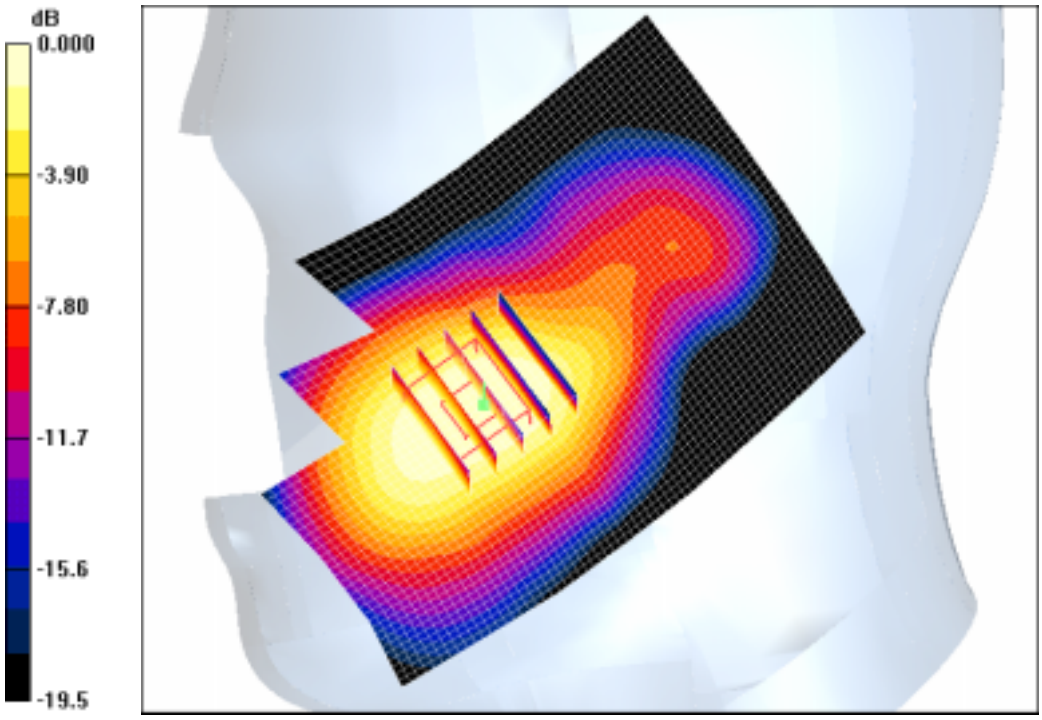

0 dB = 0.881mW/g

SAMSUNG FCC ID : A3LSGHX467 -- 1900MHz GSM1900 Head SAR
DUT: SGH-X467; Serial: FD-041-B
Program Name: SGH-X467 GSM1900 Right (Job No. : FD-041)
Procedure Name: Ear/Tilt, Ch.661, Ant.Intenna, Bat.Standard
Procedure Notes: Meas. Ambient Temp(celsius)-21.8, Tissue Temp(celsius)-21.4; Test Date-20/Mar/2006 [OET Bulletin 65-Supplement C, July 2001]
Communication System: GSM 1900; Frequency: 1880 MHz;Duty Cycle: 1:8.3
Medium parameters used: f = 1880 MHz; σ = 1.42 mho/m; ε_r = 39.3; ρ = 1000 kg/m^3
Phantom section: Right Section
DASY4 Configuration:

- Probe: EX3DV4 - SN3537; ConvF(8.04, 8.04, 8.04); Calibrated: 2005-11-22
- Sensor-Surface: 4mm (Mechanical Surface Detection)
- Electronics: DAE3 Sn468; Calibrated: 2006-01-27
- Phantom: PHANTOM #2; Type: SAM; Serial: TP-1141
- Measurement SW: DASY4, V4.6 Build 23; Postprocessing SW: SEMCAD, V1.8 Build 160

Ear/Tilt, Ch.661, Ant.Intenna, Bat.Standard/Zoom Scan (5x5x7)/Cube 0: Measurement grid: dx=8mm, dy=8mm, dz=5mm
Reference Value = 5.84 V/m; Power Drift = -0.032 dB
Peak SAR (extrapolated) = 0.121 W/kg
SAR(1 g) = 0.072 mW/g
Maximum value of SAR (measured) = 0.077 mW/g

Ear/Tilt, Ch.661, Ant.Intenna, Bat.Standard/Area Scan (51x71x1): Measurement grid: dx=20mm, dy=20mm
Maximum value of SAR (interpolated) = 0.100 mW/g

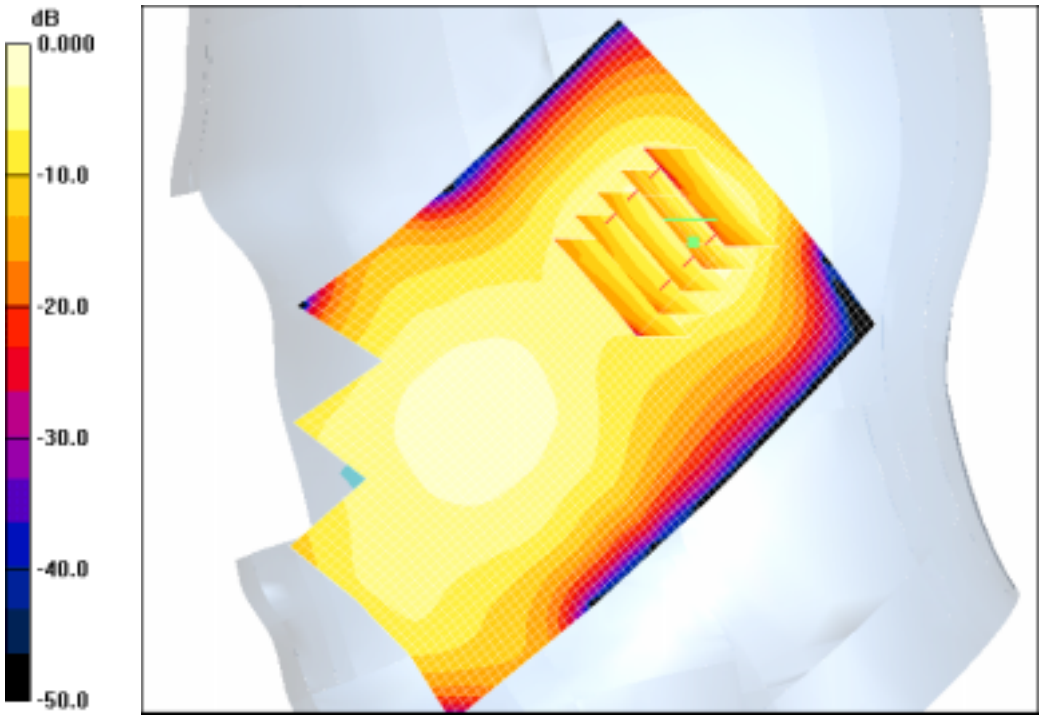

0 dB = 0.100mW/g

SAMSUNG FCC ID : A3LSGHZ530 -- 1900MHz GSM1900 Body SAR
DUT: SGH-X467(Body); Serial: FD-041-B
Program Name: SGH-X467 GSM1900 Body (Job No. : FD-041)
Procedure Name: Body, Ch.810, Ant.Intenna, Bat.Standard
Procedure Notes: Meas. Ambient Temp(celsius)-21.7, Tissue Temp(celsius)-21.6; Test Date-20/Mar/2006 [OET Bulletin 65-Supplement C, July 2001]
Communication System: Body GPRS ; Frequency: 1909.8 MHz;Duty Cycle: 1:4.15
Medium parameters used: f = 1909.8 MHz; σ = 1.54 mho/m; ε_r = 52.8; ρ = 1000 kg/m^3
Phantom section: Flat Section
DASY4 Configuration:

- Probe: EX3DV4 - SN3537; ConvF(7.48, 7.48, 7.48); Calibrated: 2005-11-22
- Sensor-Surface: 4mm (Mechanical Surface Detection)
- Electronics: DAE3 Sn468; Calibrated: 2006-01-27
- Phantom: PHANTOM #1; Type: SAM; Serial: TP-1143
- Measurement SW: DASY4, V4.6 Build 23; Postprocessing SW: SEMCAD, V1.8 Build 160

Body, Ch.810, Ant.Intenna, Bat.Standard/Zoom Scan (5x5x7)/Cube 0: Measurement grid: dx=8mm, dy=8mm, dz=5mm
Reference Value = 13.2 V/m; Power Drift = -0.034 dB
Peak SAR (extrapolated) = 0.523 W/kg
SAR(1 g) = 0.351 mW/g
Maximum value of SAR (measured) = 0.375 mW/g

Body, Ch.810, Ant.Intenna, Bat.Standard/Area Scan (51x71x1): Measurement grid: dx=20mm, dy=20mm
Maximum value of SAR (interpolated) = 0.393 mW/g

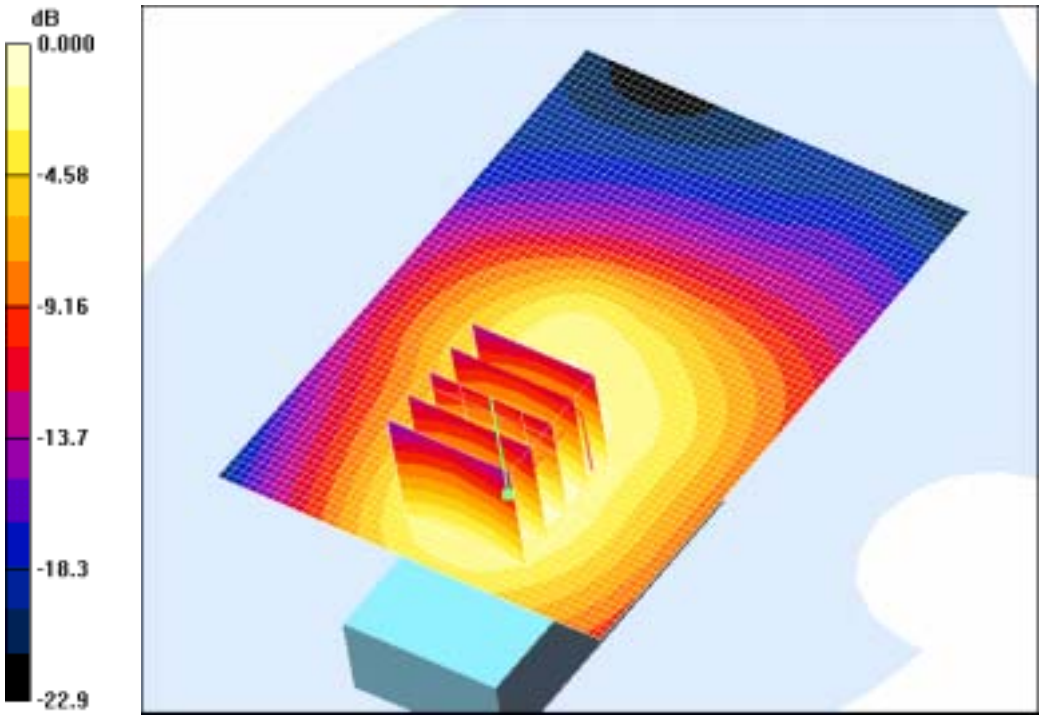

0 dB = 0.393mW/g

SAMSUNG FCC ID : A3LSGHX467 -- 835MHz GSM850 Head SAR
DUT: SGH-X467; Serial: FD-041-B
Program Name: SGH-X467 GSM850 Left (Job No. : FD-041)
Procedure Name: Cheek/Touch, Ch.190, Ant.Intenna, Bat.Standard
Procedure Notes: Meas. Ambient Temp(celsius)-21.5, Tissue Temp(celsius)-21.2; Test Date-20/Mar/2006 [OET Bulletin 65-Supplement C, July 2001]
Communication System: GSM 850; Frequency: 836.6 MHz;Duty Cycle: 1:8.3
Medium parameters used: f = 836.6 MHz; σ = 0.92 mho/m; ε_r = 41.5; ρ = 1000 kg/m^3
Phantom section: Left Section
DASY4 Configuration:

- Probe: EX3DV4 - SN3537; ConvF(9.31, 9.31, 9.31); Calibrated: 2005-11-22
- Sensor-Surface: 4mm (Mechanical Surface Detection)
- Electronics: DAE3 Sn468; Calibrated: 2006-01-27
- Phantom: PHANTOM #2; Type: SAM; Serial: TP-1141
- Measurement SW: DASY4, V4.6 Build 23; Postprocessing SW: SEMCAD, V1.8 Build 160

Cheek/Touch, Ch.190, Ant.Intenna, Bat.Standard/Area Scan (51x71x1): Measurement grid: dx=20mm, dy=20mm
Maximum value of SAR (interpolated) = 0.884 mW/g

Cheek/Touch, Ch.190, Ant.Intenna, Bat.Standard/Zoom Scan (5x5x7)/Cube 0:
Measurement grid: dx=8mm, dy=8mm, dz=5mm
Reference Value = 14.2 V/m; Power Drift = -0.029 dB
Peak SAR (extrapolated) = 1.31 W/kg
SAR(1 g) = 0.847 mW/g
Maximum value of SAR (measured) = 0.905 mW/g

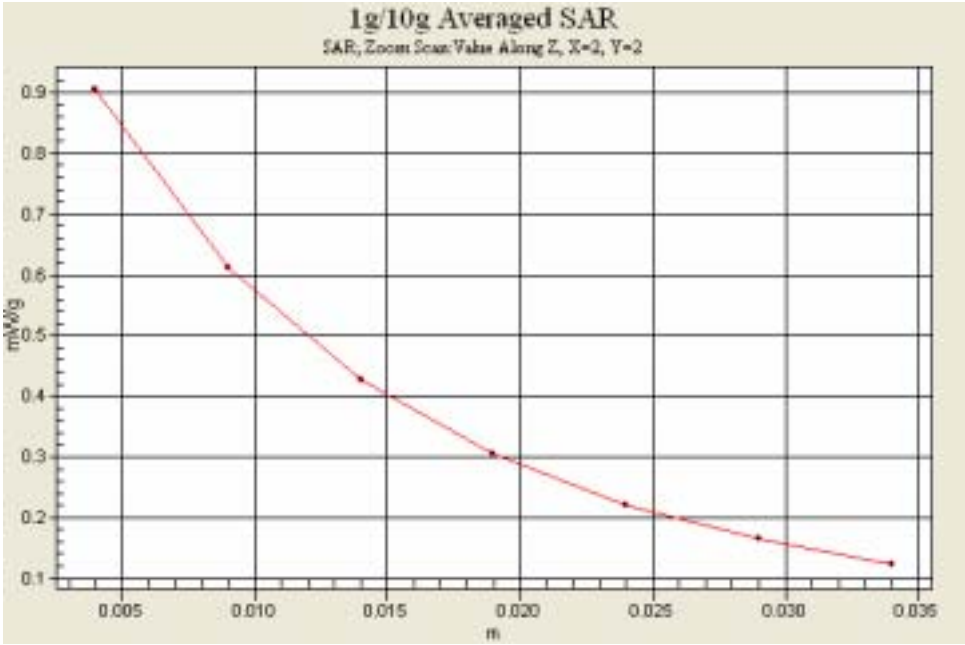

SAMSUNG FCC ID : A3LSGHX467 -- 835MHz GSM850 Body SAR
DUT: SGH-X467(Body); Serial: FD-041-B
Program Name: SGH-X467 GSM850 Body (Job No. : FD-041)
Procedure Name: Body, Ch.190, Ant.Intenna, Bat.Standard
Procedure Notes: Meas.Ambient Temp(celsius)-21.5, Tissue Temp(celsius)-21.4; Test Date-20/Mar/2006 [OET Bulletin 65-Supplement C, July 2001]
Communication System: GSM 850 (GPRS); Frequency: 836.6 MHz;Duty Cycle: 1:4.15
Medium parameters used: f = 836.6 MHz; σ = 0.98 mho/m; ε_r = 53.9; ρ = 1000 kg/m^3
Phantom section: Flat Section
DASY4 Configuration:

- Probe: EX3DV4 - SN3537; ConvF(9.57, 9.57, 9.57); Calibrated: 2005-11-22
- Sensor-Surface: 4mm (Mechanical Surface Detection)
- Electronics: DAE3 Sn468; Calibrated: 2006-01-27
- Phantom: PHANTOM #1; Type: SAM; Serial: TP-1143
- Measurement SW: DASY4, V4.6 Build 23; Postprocessing SW: SEMCAD, V1.8 Build 160

Body, Ch.190, Ant.Intenna, Bat.Standard/Zoom Scan (5x5x7)/Cube 0: Measurement grid: dx=8mm, dy=8mm, dz=5mm
Reference Value = 10.2 V/m; Power Drift = -0.077 dB
Peak SAR (extrapolated) = 0.232 W/kg
SAR(1 g) = 0.154 mW/g
Maximum value of SAR (measured) = 0.165 mW/g

Body, Ch.190, Ant.Intenna, Bat.Standard/Area Scan (51x71x1): Measurement grid: dx=20mm, dy=20mm
Maximum value of SAR (interpolated) = 0.165 mW/g

SAMSUNG FCC ID : A3LSGHX467 -- 1900MHz GSM1900 Head SAR
DUT: SGH-X467; Serial: FD-041-B
Program Name: SGH-X467 GSM1900 Left (Job No. : FD-041)
Procedure Name: Cheek/Touch, Ch.810, Ant.Intenna, Bat.Standard
Procedure Notes: Meas. Ambient Temp(celsius)-21.8, Tissue Temp(celsius)-21.4; Test Date-20/Mar/2006 [OET Bulletin 65-Supplement C, July 2001]
Communication System: GSM 1900; Frequency: 1909.8 MHz;Duty Cycle: 1:8.3
Medium parameters used: f = 1909.8 MHz; σ = 1.42 mho/m; ε_r = 39.3; ρ = 1000 kg/m^3
Phantom section: Left Section
DASY4 Configuration:

- Probe: EX3DV4 - SN3537; ConvF(8.04, 8.04, 8.04); Calibrated: 2005-11-22
- Sensor-Surface: 4mm (Mechanical Surface Detection)
- Electronics: DAE3 Sn468; Calibrated: 2006-01-27
- Phantom: PHANTOM #2; Type: SAM; Serial: TP-1141
- Measurement SW: DASY4, V4.6 Build 23; Postprocessing SW: SEMCAD, V1.8 Build 160

Cheek/Touch, Ch.810, Ant.Intenna, Bat.Standard/Zoom Scan (5x5x7)/Cube 0:
Measurement grid: dx=8mm, dy=8mm, dz=5mm
Reference Value = 8.16 V/m; Power Drift = -0.031 dB
Peak SAR (extrapolated) = 1.30 W/kg
SAR(1 g) = 0.891 mW/g
Maximum value of SAR (measured) = 0.948 mW/g

Cheek/Touch, Ch.810, Ant.Intenna, Bat.Standard/Area Scan (51x71x1): Measurement grid: dx=20mm, dy=20mm
Maximum value of SAR (interpolated) = 1.08 mW/g

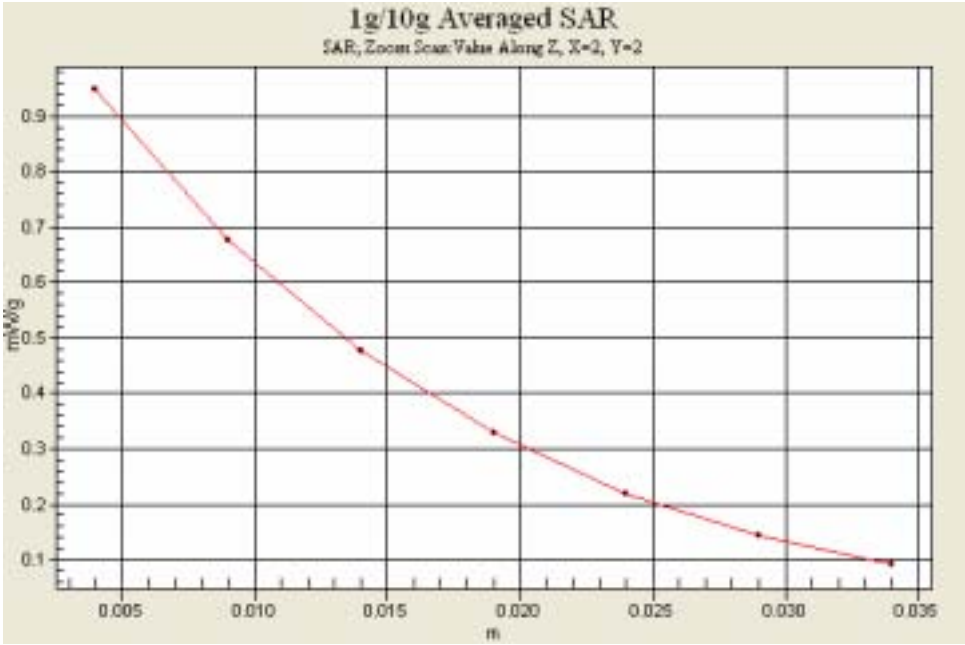

SAMSUNG FCC ID : A3LSGHX467 -- 1900MHz GSM1900 Body SAR
DUT: SGH-X467(Body); Serial: FD-041-B
Program Name: SGH-X467 GSM1900 Body (Job No. : FD-041)
Procedure Name: Body, Ch.810, Ant.Intenna, Bat.Standard
Procedure Notes: Meas. Ambient Temp(celsius)-21.7, Tissue Temp(celsius)-21.6; Test Date-20/Mar/2006 [OET Bulletin 65-Supplement C, July 2001]
Communication System: Body GPRS ; Frequency: 1909.8 MHz;Duty Cycle: 1:4.15
Medium parameters used: f = 1909.8 MHz; σ = 1.54 mho/m; ε_r = 52.8; ρ = 1000 kg/m^3
Phantom section: Flat Section
DASY4 Configuration:

- Probe: EX3DV4 - SN3537; ConvF(7.48, 7.48, 7.48); Calibrated: 2005-11-22
- Sensor-Surface: 4mm (Mechanical Surface Detection)
- Electronics: DAE3 Sn468; Calibrated: 2006-01-27
- Phantom: PHANTOM #1; Type: SAM; Serial: TP-1143
- Measurement SW: DASY4, V4.6 Build 23; Postprocessing SW: SEMCAD, V1.8 Build 160

Body, Ch.810, Ant.Intenna, Bat.Standard/Zoom Scan (5x5x7)/Cube 0: Measurement grid: dx=8mm, dy=8mm, dz=5mm
Reference Value = 13.2 V/m; Power Drift = -0.034 dB
Peak SAR (extrapolated) = 0.523 W/kg
SAR(1 g) = 0.351 mW/g
Maximum value of SAR (measured) = 0.375 mW/g

Body, Ch.810, Ant.Intenna, Bat.Standard/Area Scan (51x71x1): Measurement grid: dx=20mm, dy=20mm
Maximum value of SAR (interpolated) = 0.393 mW/g