EMI TEST REPORT

Test Report No. : 26JE0221-YW

Applicant : **Samsung Electronics Co., Ltd.**

Type of equipment : **DVD/VCR**

Model number : **SLV-D570H**

Test standard : **FCC Part 15 Subpart B**

Test result : **Complied**

1. This test report shall not be reproduced except in full or partial, without the written approval of UL Apex Co., Ltd.
2. The results in this report apply only to the sample tested.
3. This equipment is in compliance with above regulation.
4. The test results in this test report are traceable to the national or international standards.

Date of test : May 29 to June 6, 2006

Tested by:

Tsubasa Takayama
Engineer of EMC Service

Tomoyuki Yamashita
Engineer of EMC Service

Masaya Minami
Engineer of EMC Service

Masanori Nishiyama
Engineer of EMC Service

Approved by:

Hiroya Tabata
Leader of EMC Service

UL Apex Co., Ltd.
Yokowa EMC Lab.
108 Yokowa-cho, Ise-shi, Mie-ken 516-1106 JAPAN
Telephone: +81 596 39 1485
Facsimile: +81 596 39 0232

Contents

		Page
Section 1 :	Client information	3
Section 2 :	Equipment under test (E.U.T.)	3
Section 3 :	Test specification, procedures & results	5
Section 4 :	Operation of E.U.T. during tests	7
Section 5 :	Conducted emission	9
Section 6 :	Radiated emission	10
Section 7 :	Antenna terminal voltage	11
Section 8 :	RF output level / spurious emission	12
Section 9 :	Antenna transfer switch	14
Section 10 :	Picture sensitivity	15
Section 11 :	Noise figure	16
Contents of Appendixes		17
Appendix 1 :	Photographs of test set up	18
Appendix 2 :	Data of EMI tests	31
Appendix 3:	Test instruments	139

Section 1 : Client information

Company name	:	Samsung Electronics Co., Ltd.
Address	:	416 Maetan-3dong, Paldal-Gu, Suwon City, Kyungki-Do, 442-742 KOREA
Telephone number	:	+82 31 200 5854
Facsimile number	:	+82 31 200 3458
Contact person	:	Woosung Cho

Section 2 : Equipment under test (E.U.T.)

2.1 Identification of E.U.T.

Type of equipment	:	DVD/VCR
Model number	:	SLV-D570H
Rating	:	AC 120 V / 60 Hz
Receipt Date of Sample	:	May 29, 2006
Condition of EUT	:	Production Prototype

2.2 Product description

Model: SLV-D570H (referred to as the EUT in this report) is a DVD/VCR.

The EUT specifications is as follows.

Tuner section

Channel coverage

VHF 2 to 13
UHF 14 to 69
CATV A-8 to A-1, A to W, W+1 to W+84

Antenna

75-ohm antenna terminal for VHF/ UHF

Inputs and outputs

LINE IN 1 and LINE-2 IN

VIDEO IN, phono jack (1 each)
Input signal: 1 Vp-p, 75 ohms, unbalanced, sync negative
AUDIO IN, phono jacks (2 each)
Input level: 327 mVrms
Input impedance: more than 47 k ohms

LINE OUT

VIDEO OUT, phono jack (1)
Output signal: 1 Vp-p, 75 ohms, unbalanced, sync negative
AUDIO OUT, phono jacks (2)
Standard output: 327 mVrms
Load impedance: 47 k ohms
Output impedance: less than 10 k ohms

The clock frequencies used in the EUT:

- HDMI OUTPUT : 54 MHz
- DVD MAIN CHIP : 27 MHz
- DVD DRAM : 27 MHz
- VCR MICOM : 14.318448 MHz
- VCR VIDEO PROCESS IC : 3.579545 MHz
- Remote controller : 40 kHz

Section 3 : Test specification, procedures and results

3.1 Test specification

Test specification: FCC Part 15 Subpart B
Title : FCC 47 CFR Part 15 Radio Frequency Device Subpart B Unintentional Radiators

3.2 Procedures & results

Item	Test procedure	Limits	Worst margin	Result
Conducted emission	ANSI C63.4:2003	CISPR 22	12.7 dB (4.1133 MHz, L1, QP, TV reception + VCR Rec. 0 dBmV)	Complied
Radiated emission	ANSI C63.4:2003 IEEE 187:2003	30–88 MHz: 100 uV/m 88–216 MHz: 150 uV/m 216–960 MHz: 200 uV/m above 960 MHz: 500 uV/m	0.3 dB (378.00 MHz, Vertical, DVD Play + VCR Rec.)	Complied
Antenna terminal voltage	ANSI C63.4:2003	2 nW (at 75 ohm)	15.3 dB (2428.572 MHz, Air)	Complied
RF output level	ANSI C63.4:2003	Video signal: 3000 uV Aural signal: 671 uV	4.5 dB (61.25 MHz, 3ch/67.25 MHz, 4ch, VCR Playback)	Complied
Spurious emission		94.8 uV	21.2 dB (864.000 MHz, AV Input 2 +Rec.)	Complied
Transfer switch	ANSI C63.4:2003	9.5 dB	4.2 dB (336.250 MHz, DVD Play)	Complied
Picture sensitivity	ANSI C63.4:2003	8 dB	3.4 dB	Complied
Noise figure	FCC/OET MP:2:1986	14 dB	1.0 dB (651.25 MHz, 44ch)	Complied
Note: UL Apex's EMI Work Procedures No. QPM05				

3.3 Additions or deviations to standard

No addition, deviation or exclusion has been made from standards.

3.4 Confirmation

UL Apex Co., Ltd. hereby confirms that E.U.T., in the configuration tests, complies with the specifications FCC Part15 Subpart B.

3.5 Uncertainty

Conducted emission (150 kHz – 30 MHz)

The measurement uncertainty (with a 95% confidence level) for this test was ± 2.8 dB.
The data listed in this test report has enough margin, more than site margin.

Radiated emission

The measurement uncertainty (with a 95% confidence level) for this test using Biconical antenna is ±4.5 dB.
The measurement uncertainty (with a 95% confidence level) for this test using Logperiodic antenna is ±4.2 dB.
The measurement uncertainty (with a 95% confidence level) for this test using Horn antenna is ±5.6 dB.
The data listed in this test report meets the limits unless the uncertainty is taken into consideration.

Antenna terminal voltage

The measurement uncertainty (with a 95% confidence level) for this test was ± 2.3 dB.
The data listed in this test report has enough margin, more than site margin.

RF output level test / spurious emission test

The measurement uncertainty (with a 95% confidence level) for this test was ± 2.3 dB.
The data listed in this test report has enough margin, more than site margin.

Antenna transfer switch

The measurement uncertainty (with a 95% confidence level) for this test was ± 2.3 dB.
The data listed in this test report has enough margin, more than site margin.

Picture sensitivity test

The measurement uncertainty (with a 95% confidence level) for this test was ± 1.0 dB.
The data listed in this test report has enough margin, more than site margin.

Noise Figure Test

The measurement uncertainty (with a 95% confidence level) for this test was ± 1.2 dB.
The data listed in this test report meets the limits unless the uncertainty is taken into consideration.

3.6 Test location

UL Apex Co., Ltd. Yokowa EMC Lab.
108 Yokowa-cho, Ise-shi, Mie-ken, 516-1106 JAPAN
Telephone : +81 596 39 1485
Facsimile : +81 596 39 0232

Test room	Width x Depth x Height (m)	Test room	Width x Depth x Height (m)
No.1 shielded room	5.5 x 6.4 x 2.7	No.7 shielded room	9.3 x 3.4 x 2.7
No.2 shielded room	4.5 x 3.6 x 2.7	No.1 EMS lab. (Full-anechoic chamber)	5.0 x 8.0 x 3.5
No.3 shielded room	3.6 x 7.2 x 2.4		
No.4 shielded room	5.5 x 5.0 x 2.4	No.2 EMS lab. (Full-anechoic chamber)	4.0 x 7.0 x 3.5
No.5 shielded room	5.5 x 4.3 x 2.5		
No.6 shielded room	5.2 x 3.2 x 2.9		

No.1 and No.3 sites have been fully described in a report submitted to FCC office, and listed on September 25, 2003.
(Registration number: 90412)
No.2 site has been fully described in a report submitted to FCC office, and listed on August 29, 2003.
(Registration number: 90411)

3.7 Test setup, Data of EMI & Test instruments

Please refer to Appendix 1 to 3.

Section 4 : Operation of E.U.T. during tests

4.1 Operating modes

The EUT exercise program used during testing was designed exercise the various system components in a manner similar to typical use.

The sequence in used : * TV reception + Rec. mode (0 dBmV input / 25 dBmV input)
* AV input 1 + VCR Rec./ AV input 2 + VCR Rec. mode (1 Vp-p input / 5 Vp-p input)
* VCR playback
* DVD play + VCR Rec.

Operation : The EUT was tested at above operation mode.

Justification : The system was configured in typical fashion (as a customer would normally use it) for testing.

4.2 Configuration and peripherals

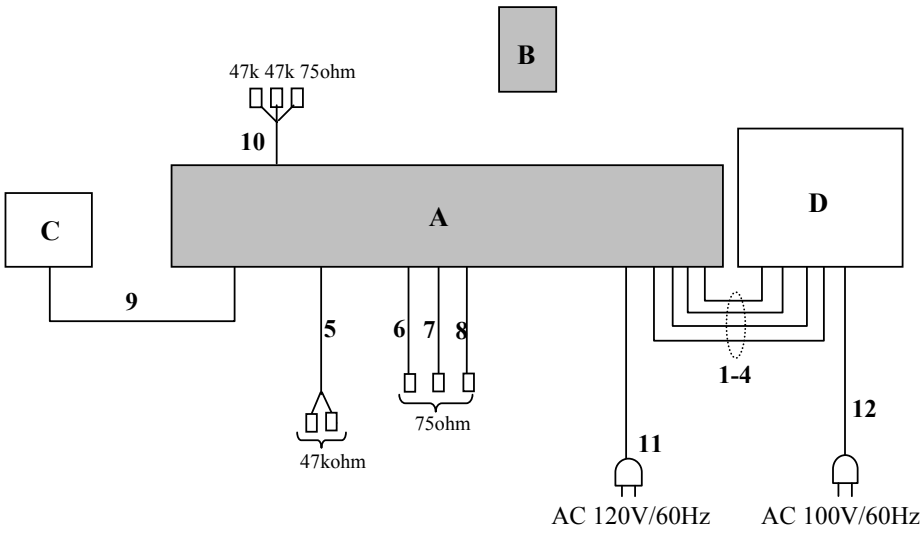

* Cabling and setup were taken into consideration and test data was taken under worse case conditions.

Description of EUT and support equipment

No.	Item	Model number	Serial number	Manufacturer	Remark	FCC ID
A	DVD/VCR	SLV-D570H	-	Samsung Electronics Co., Ltd.	EUT	N/A
B	Remote Controller	RMT-V501F	-	Samsung Electronics Co., Ltd.	EUT	N/A
C	Digital Video Cassette Recorder	GV-D800	16164	SONY	-	-
D	Monitor	26MF86	-	TOSHIBA	-	-

List of cable used

No.	Name	Length (m)	Shield	Remark
1	HDMI Cable	2.0	Shielded	-
2	AV Out Cable	1.5	Shielded	-
3	Component Cable	1.5	Shielded	-
4	S-Video Cable	1.5	Shielded	-
5	Audio Out Cable	1.5	Shielded	-
6	Coaxial Cable	1.5	Shielded	-
7	RF In Cable	3.0	Shielded	-
8	RF Out Cable	3.0	Shielded	-
9	AV In 1 Cable	1.5	Shielded	-
10	AV In 2 Cable	1.5	Shielded	-
11	AC Power Cable	1.6	Unshielded	2 wire
12	AC Power Cable	1.6	Unshielded	2 wire

Section 5 : Conducted emission

5.1 Operation environment

The test was carried out in a shielded room in No.1 shielded room.

Date : June 5, 2006
Temperature : See data
Humidity : See data

5.2 Test configuration

EUT was placed on a platform of nominal size, 1 m by 1.8 m, raised 80 cm above the conducting ground plane. The rear of tabletop was located 40 cm to the vertical conducting plane. The rear of EUT and its peripherals was aligned and flushed with rear of tabletop. All other surfaces of tabletop was at least 80 cm from any other grounded conducting surface. EUT was located 80cm from LISN and excess AC cable was bundled in center. I/O cables and AC cables that were connected to the peripherals were bundled in center. They were folded back and forth forming a bundle 30cm to 40m long and were hanged at a 40cm height to the ground plane. Each EUT current-carrying power lead, except the ground (safety) lead, was individually connected through a LISN to the input power source. All unused 50 ohm connectors of the LISN were resistively terminated in 50 ohm when not connected to the measuring equipment.
A drawing of the set up is shown in figure 1 and photographs in Appendix 1.

5.3 Test conditions

Frequency range : 0.15 MHz – 30 MHz
EUT position : Table top
EUT operation mode : TV reception + VCR Rec., AV input 1 + VCR Rec., AV input 2 + VCR Rec., VCR playback, DVD play + VCR Rec.

5.4 Test procedure

The AC Mains Terminal Continuous disturbance Voltage has been measured with the EUT in a shielded room. The EUT was connected to a Line Impedance Stabilization Network (LISN). An overview sweep with peak detection has been performed. The measurements have been performed with a quasi-peak detector and if required, with an average detector.
The conducted emission measurements were made with the following detector function of the test receiver.
Detector Type : QP
IF Bandwidth : 10 kHz

5.5 Test result

Passed
Please refer to summary of the test results in Appendix 2.

Test engineer: Tomoyuki Yamashita

Section 6 : Radiated emission

6.1 Operation environment

The test was carried out in No.1 and No.3 open site.

Date : May 29, June 5 and 6, 2006
Temperature : See data
Humidity : See data

6.2 Test configuration

EUT was placed on a platform of nominal size, 1 m by 1.8 m, raised 80 cm above the conducting ground plane. The rear of EUT was aligned and flushed with rear of tabletop. AC cables were bundled in center. I/O cables were hanged 40 cm height to the ground plane. Test was made with the antenna positioned in both the horizontal and vertical planes of polarization. The measurement antenna was varied in height above the conducting ground plane to obtain the maximum signal strength.
A drawing of the set up is shown in figure 2 and photographs in Appendix 1.

6.3 Test conditions

Frequency range	:	30 MHz – 5000 MHz
Test distance	:	3 m
EUT position	:	Table top
EUT operation mode	:	TV reception + VCR Rec., AV input 1 + VCR Rec., AV input 2 + VCR Rec., VCR playback, DVD play + VCR Rec.

6.4 Test procedure

The Radiated Electric Field Strength intensity has been measured on an open test site with a ground plane and at a distance of 3 m.
Pre check measurements were performed within a search coil at high level of 30MHz – 1000MHz to distinguish disturbances of EUT from the ambient noise. The measuring antenna height was varied between 1 and 4 m and EUT was rotated a full revolution in order to obtain the maximum value of the electric field intensity. The measurements were performed for both vertical and horizontal antenna polarization.
The radiated emission measurements were made with the following detector function of the test receiver and spectrum analyzer.

	30-1000MHz (Test receiver)	1000-5000MHz (Spectrum analyzer)
Detector Type:	QP	AV / PK
IF Bandwidth :	120 kHz	RBW 1 MHz / VBW 10 Hz (AV) RBW 1 MHz / VBW 1 MHz (PK)

When using Spectrum analyzer, the test was made with adjusting span to zero by using peak hold.

6.5 Test result

Passed
Please refer to summary of the test results in Appendix 2.

Test engineer: Masaya Minami and Tomoyuki Yamashita

Section 7 : Antenna terminal voltage

7.1 Operation environment

The test was carried out in No.7 shielded room.

Date : June 1, 2006
Temperature : See data
Humidity : See data

7.2 Test configuration

The EUT was placed on a non-metallic platform 0.8 m above a reference ground plane.
A drawing of the set up is shown in figure 2 and photographs in Appendix 1.

Figure 2. Antenna terminal voltage

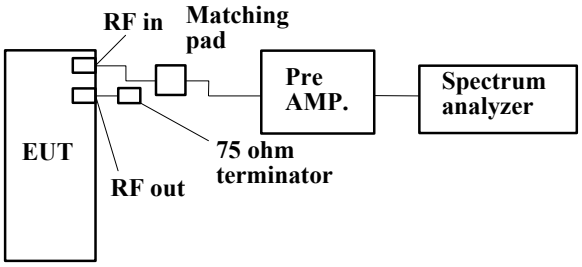

7.3 Test conditions

Frequency range : 30 MHz – 5000 MHz
EUT position : Table top
EUT operation mode: TV reception (Air / Cable)

7.4 Test procedure

Connect EUT and spectrum analyzer through pre-amplifier. Set EUT to CH investigation mode then measure the voltage of local leakage from antenna terminal. Spectrum analyzer should be hold in maximum mode during the measurement.

Detector Type : Peak (30-5000 MHz)

At frequency between 2000MHz and 5000 MHz, 75/50ohm conversion loss of impedance is used in speculation.

7.5 Test result

Passed
Please refer to summary of the test results in Appendix 2.

Test engineer: Masanori Nishiyama

Section 8 : RF output level / spurious emission

8.1 Operation environment

The test was carried out in No.7 shielded room.

Date : June 5, 2006
Temperature : See data
Humidity : See data

8.2 Test configuration

The EUT was placed on a non-metallic platform 0.8 m above a reference ground plane.
A drawing of the set up is shown in figure 3 and photographs in Appendix 1.

Figure 3. RF output level

TV reception + VCR Rec. (0dBmV/ 25dBmV)

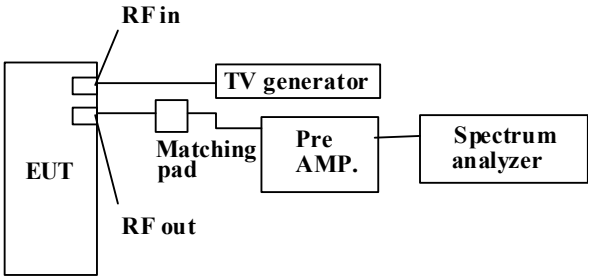

AV input 1 + VCR Rec. / AV input 2 + VCR Rec. (1 Vp-p input / 5 Vp-p input)

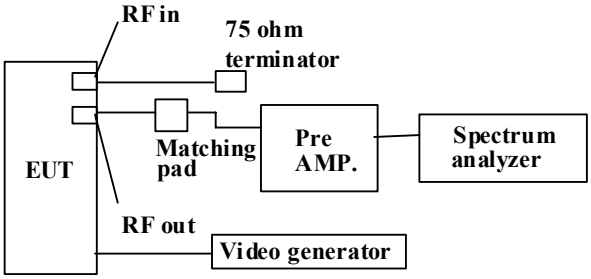

VCR playback, DVD play + VCR Rec.

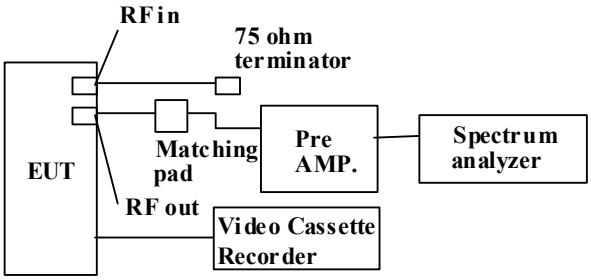

8.3 Test conditions

EUT position : Table top
EUT operation mode : TV reception + VCR Rec., AV input 1 + VCR Rec., AV input 2 + VCR Rec., VCR playback, DVD play + VCR Rec.

8.4 Test procedure

EUT was connected spectrum analyzer through matching pad by accessory cable. RF channel selected 3ch or 4ch. Picture carrier, sound carrier and spurious levels are measured. Both sound carrier levels (upper and lower side bands) of modulator output are measured.

Detector Type : Peak

8.5 Test result

Passed
Please refer to summary of the test results in Appendix 2.

Test engineer: Tsubasa Takayama

Section 9 : Antenna transfer switch

9.1 Operation environment

The test was carried out in No.7 shielded room.

Date : June 5, 2006
Temperature : See data
Humidity : See data

9.2 Test configuration

The EUT was placed on a non-metallic platform 0.8 m above a reference ground plane.
A drawing of the set up is shown in figure 4 and photographs in Appendix 1.

Figure 4. Transfer switch

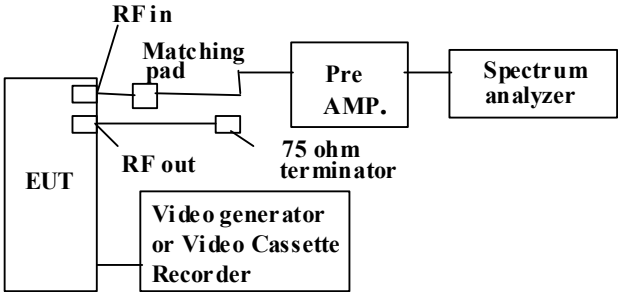

9.3 Test conditions

EUT position : Table top
EUT operation mode : AV input 1 + VCR Rec., AV input 2 + VCR Rec., VCR playback, DVD play + VCR Rec.

9.4 Test procedure

EUT was connected spectrum analyzer through matching pad by accessory cable. RF channel selected 3ch or 4ch. Interference signals were measured from RF input terminal.

Detector Type : Peak

9.5 Test result

Passed
Please refer to summary of the test results in Appendix 2.

Test engineer: Tsubasa Takayama

Section 10 : Picture sensitivity

10.1 Operation environment

The test was carried out in No.7 shielded room.

Date : June 6, 2006
Temperature : See data
Humidity : See data

10.2 Test configuration

The EUT was placed on a non-metallic platform 0.8 m above a reference ground plane.
A drawing of the set up is shown in figure 5 and photographs in Appendix 1.

Figure 5. Picture sensitivity

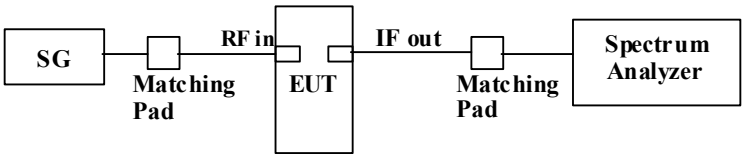

10.3 Test conditions

EUT position : Table top
EUT operation mode : TV reception

10.4 Test procedure

Signal generator setup is as follows, (Example: 2ch – 55.25 MHz, AM, 1 kHz, 30 %)
The EUT was tuned to appropriate channel.
Output level of signal generator was adjusted to near the frequency output level of EUT output.
EUT output level was adjusted to maximum output level by frequency adjustment of signal generator.
Signal generator output level was adjusted to reference output level of EUT and output level had read.

10.5 Test result

Passed
Please refer to summary of the test results in Appendix 2.

Test engineer: Masanori Nishiyama

Section 11 : Noise figure

11.1 Operating environment

The test was carried out in No.7 shielded room.

Date : June 6, 2006
Temperature : See data
Humidity : See data

11.2 Test configuration

The EUT was placed on a non-metallic table.
A drawing of the set up is shown in figure 6 and photographs in Appendix 1.

Figure 6. Noise figure

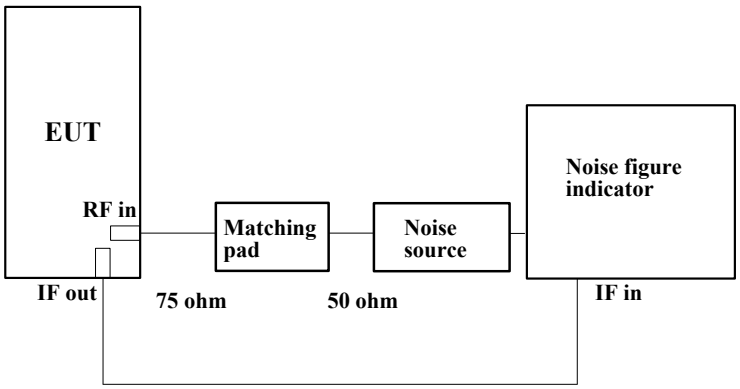

11.3 Test conditions

EUT position : Table top
EUT operation mode : TV reception

11.4 Test procedure

This test should be performed in a shielded room or an low noise environment. Connect solid state noise source to antenna input terminal of EUT. Connect IF output terminal of EUT to noise meter. Measurement has been performed for VHF,UHF, Mid-band and Super-band receiver range.

11.5 Test result

Passed
Please refer to summary of the test results in Appendix 2.

Test engineer: Masanori Nishiyama

Appendix 1 : Photographs of test set up

Page 18 - 20 : Test set up of conducted emission

Page 21 - 25 : Test set up of radiated emission

Page 26 : Test set up of antenna terminal voltage

Page 27 : Test set up of RF output level / spurious emission

Page 28 : Test set up of antenna transfer switch

Page 29 : Test set up of picture sensitivity

Page 30 : Test set up of noise figure

Appendix 2 : Data of EMI tests

Page 31 - 54 : Conducted emission

Page 55 - 101 : Radiated emission

Page 102 - 103 : Antenna terminal voltage

Page 104 - 124 : RF output level / spurious emission

Page 125 - 136 : Antenna transfer switch

Page 137 : Picture sensitivity

Page 138 : Noise figure

Appendix 3 : Test instruments

Page 139 : Test instruments

Conducted emission

TV reception + VCR Rec. (0dBmV/ 25dBmV), VCR playback, DVD play + VCR Rec.

Conducted emission

AV input 1 + VCR Rec. (1Vp-p/ 5Vp-p)

Conducted emission

AV input 2 + VCR Rec. (1Vp-p/ 5Vp-p)



Radiated emission

TV reception + VCR Rec. (0dBmV/ 25dBmV)

Radiated emission

AV input 1 + VCR Rec. (1Vp-p/ 5Vp-p)



Radiated emission

AV input 2 + VCR Rec. (1Vp-p/ 5Vp-p)



Radiated emission

VCR playback



Radiated emission

DVD play + VCR Rec.





Antenna terminal voltage



RF output level / spurious emission



Antenna transfer switch



Picture sensitivity





Noise figure



DATA OF CONDUCTION TEST

UL Apex Co., Ltd.
YOKOWA No.1 SHIELD TEST ROOM
Report No.: 26JE0221-YW

Applicant : Samsung Electronics Co.,Ltd.
Kind of Equipment : DVD/VCR
Model No. : SLV-D570H
Serial No. : -
Power : AC120V/60Hz
Mode : TV Reception+VCR Rec(0dBmV)
Remarks :
Date : 6/5/2006
Phase : Single Phase
Temperature : 23 ℃ Engineer : Tomoyuki Yamashita
Humidity : 45 %
Regulation : FCC Part15B CLASS B(2003)

No.	FREQ. [MHz]	READING(N) QP [dBμV]	READING(N) AV [dBμV]	READING(L1) QP [dBμV]	READING(L1) AV [dBμV]	LISN FACTOR [dB]	CABLE LOSS [dB]	ATTEN. [dB]	RESULT QP [dB]	RESULT AV [dBμV]	LIMITS QP [dBμV]	LIMITS AV [dBμV]	MARGIN QP [dB]	MARGIN AV [dB]
1.	0.1987	36.2	-	37.0	-	0.1	0.1	0.0	37.2	-	63.7	53.7	26.5	-
2.	0.2746	43.0	-	43.3	-	0.1	0.1	0.0	43.5	-	61.0	51.0	17.5	-
3.	0.4110	33.0	-	33.4	-	0.1	0.2	0.0	33.7	-	57.6	47.6	23.9	-
4.	0.5477	34.3	-	35.0	-	0.1	0.2	0.0	35.3	-	56.0	46.0	20.7	-
5.	1.3935	28.3	-	29.0	-	0.2	0.3	0.0	29.5	-	56.0	46.0	26.5	-
6.	4.1133	40.8	-	42.5	-	0.4	0.4	0.0	43.3	-	56.0	46.0	12.7	-
7.	13.4662	40.3	-	40.8	-	0.9	0.8	0.0	42.5	-	60.0	50.0	17.5	-

CALCULATION: READING + LISN FACTOR + CABLE LOSS + ATTEN.

Except for the above table: adequate margin data below the limits.

Page:

DATA OF CONDUCTION TEST

UL Apex Co., Ltd.
YOKOWA No.1 SHIELD TEST ROOM
Report No.: 26JE0221-YW

Applicant	: Samsung Electronics Co.,Ltd.		
Kind of Equipment	: DVD/VCR		
Model No.	: SLV-D570H		
Serial No.	: -		
Power	: AC120V/60Hz		
Mode	: TV Reception+VCR Rec(0dBmV)		
Remarks	:		
Date	: 6/5/2006		
Phase	: Single Phase		
Temperature	: 23 ℃	Engineer	: Tomoyuki Yamashita
Humidity	: 45 %		
Regulation	: FCC Part15B CLASS B(2003)		

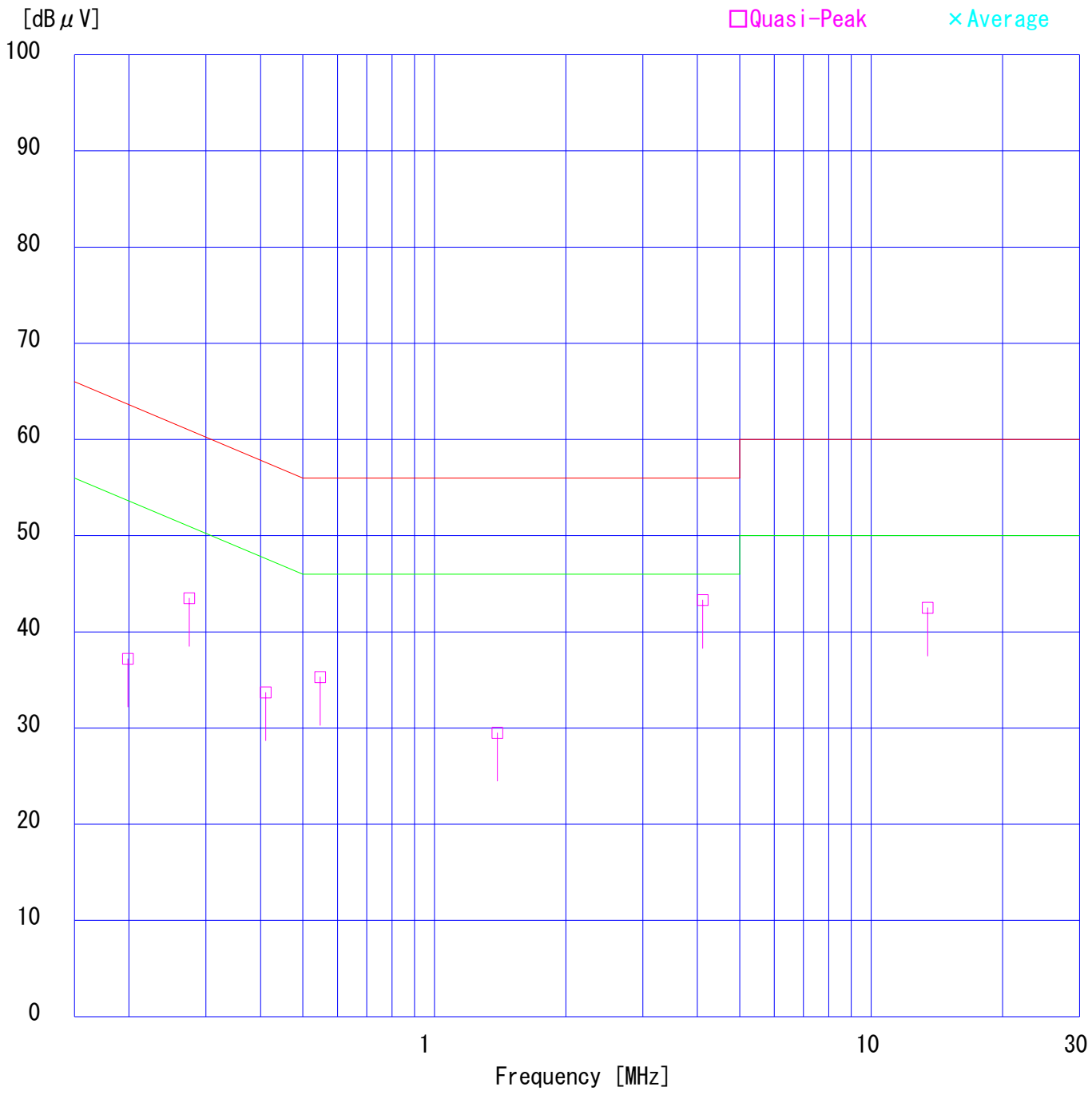

DATA OF CONDUCTION TEST CHART

UL Apex Co., Ltd.
YOKOWA No.1 SHIELD TEST ROOM
Report No.: 26JE0221-YW

Applicant : Samsung Electronics Co.,Ltd.
Kind of Equipment : DVD/VCR
Model No. : SLV-D570H
Serial No. : -
Power : AC120V/60Hz
Mode : TV Reception+VCR Rec(0dBmV)
Remarks :
Date : 6/5/2006
Phase : Single Phase
Temperature : 23 ℃ Engineer : Tomoyuki Yamashita
Humidity : 45 %
Regulation 1 : FCC Part15B CLASS B(2003)
Regulation 2 : None

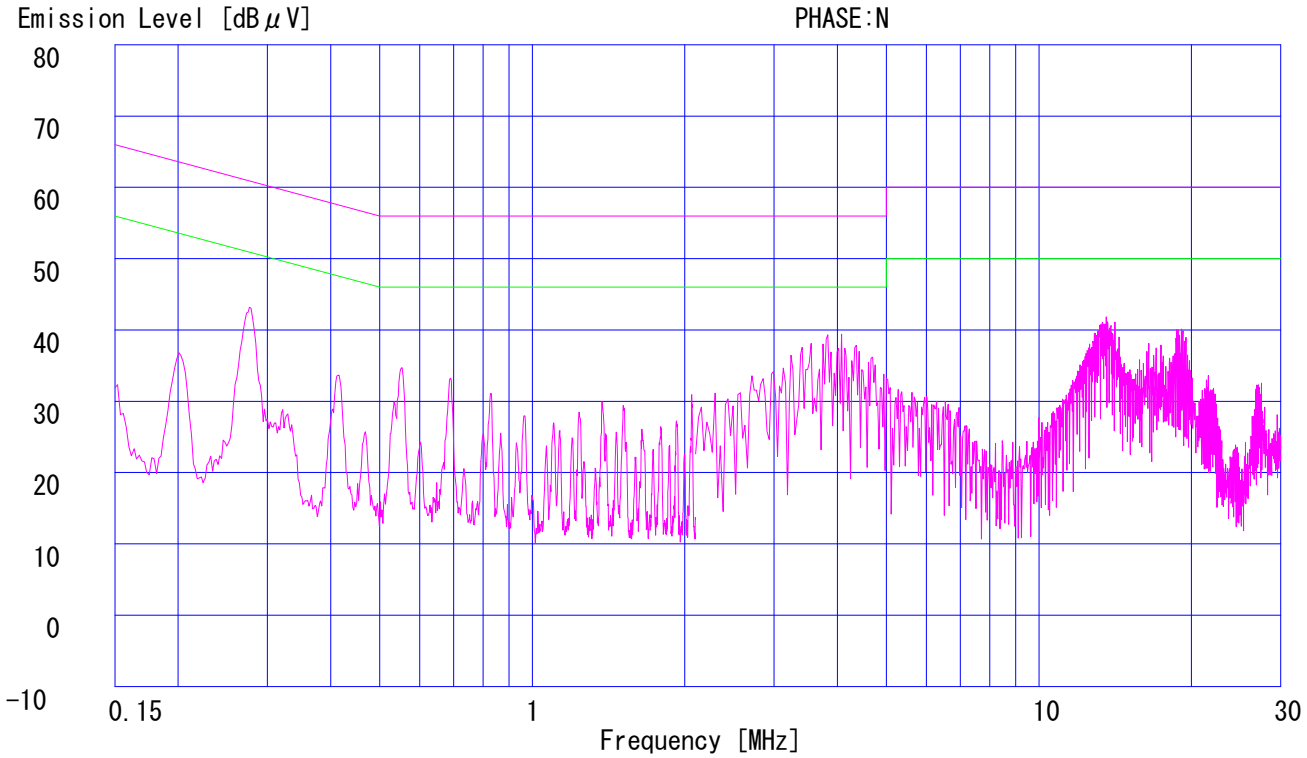

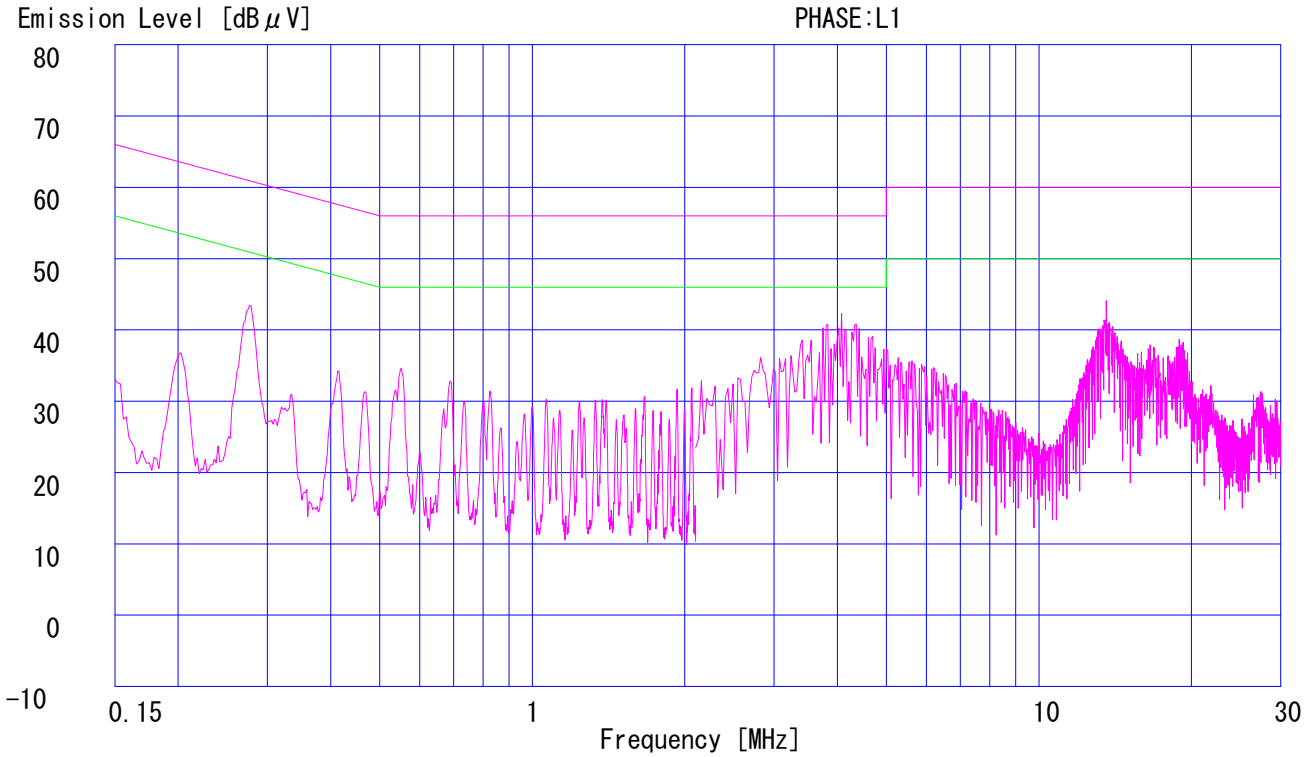

DATA OF CONDUCTION TEST

UL Apex Co., Ltd.
YOKOWA No.1 SHIELD TEST ROOM
Report No.: 26JE0221-YW

Applicant : Samsung Electronics Co.,Ltd.
Kind of Equipment : DVD/VCR
Model No. : SLV-D570H
Serial No. : -
Power : AC120V/60Hz
Mode : TV Reception+VCR Rec(25dBmV)
Remarks :
Date : 6/5/2006
Phase : Single Phase
Temperature : 23 ℃ Engineer : Tomoyuki Yamashita
Humidity : 45 %
Regulation : FCC Part15B CLASS B(2003)

No.	FREQ. [MHz]	READING(N) QP [dBμV]	READING(N) AV [dBμV]	READING(L1) QP [dBμV]	READING(L1) AV [dBμV]	LISN FACTOR [dB]	CABLE LOSS [dB]	ATTEN. [dB]	RESULT QP [dB]	RESULT AV [dBμV]	LIMITS QP [dBμV]	LIMITS AV [dBμV]	MARGIN QP [dB]	MARGIN AV [dB]
1.	0.1987	36.5	-	37.1	-	0.1	0.1	0.0	37.3	-	63.7	53.7	26.4	-
2.	0.2746	42.9	-	43.6	-	0.1	0.1	0.0	43.8	-	61.0	51.0	17.2	-
3.	0.4110	33.3	-	33.9	-	0.1	0.2	0.0	34.2	-	57.6	47.6	23.4	-
4.	0.5477	34.3	-	34.8	-	0.1	0.2	0.0	35.1	-	56.0	46.0	20.9	-
5.	1.3935	28.6	-	29.5	-	0.2	0.3	0.0	30.0	-	56.0	46.0	26.0	-
6.	4.1133	40.4	-	42.3	-	0.4	0.4	0.0	43.1	-	56.0	46.0	12.9	-
7.	13.4662	40.5	-	40.5	-	0.9	0.8	0.0	42.2	-	60.0	50.0	17.8	-

CALCULATION: READING + LISN FACTOR + CABLE LOSS + ATTEN.

Except for the above table: adequate margin data below the limits.

Page:

DATA OF CONDUCTION TEST

UL Apex Co., Ltd.
YOKOWA No.1 SHIELD TEST ROOM
Report No.: 26JE0221-YW

Applicant	: Samsung Electronics Co.,Ltd.		
Kind of Equipment	: DVD/VCR		
Model No.	: SLV-D570H		
Serial No.	: -		
Power	: AC120V/60Hz		
Mode	: TV Reception+VCR Rec(25dBmV)		
Remarks	:		
Date	: 6/5/2006		
Phase	: Single Phase		
Temperature	: 23 ℃	Engineer	: Tomoyuki Yamashita
Humidity	: 45 %		
Regulation	: FCC Part15B CLASS B(2003)		

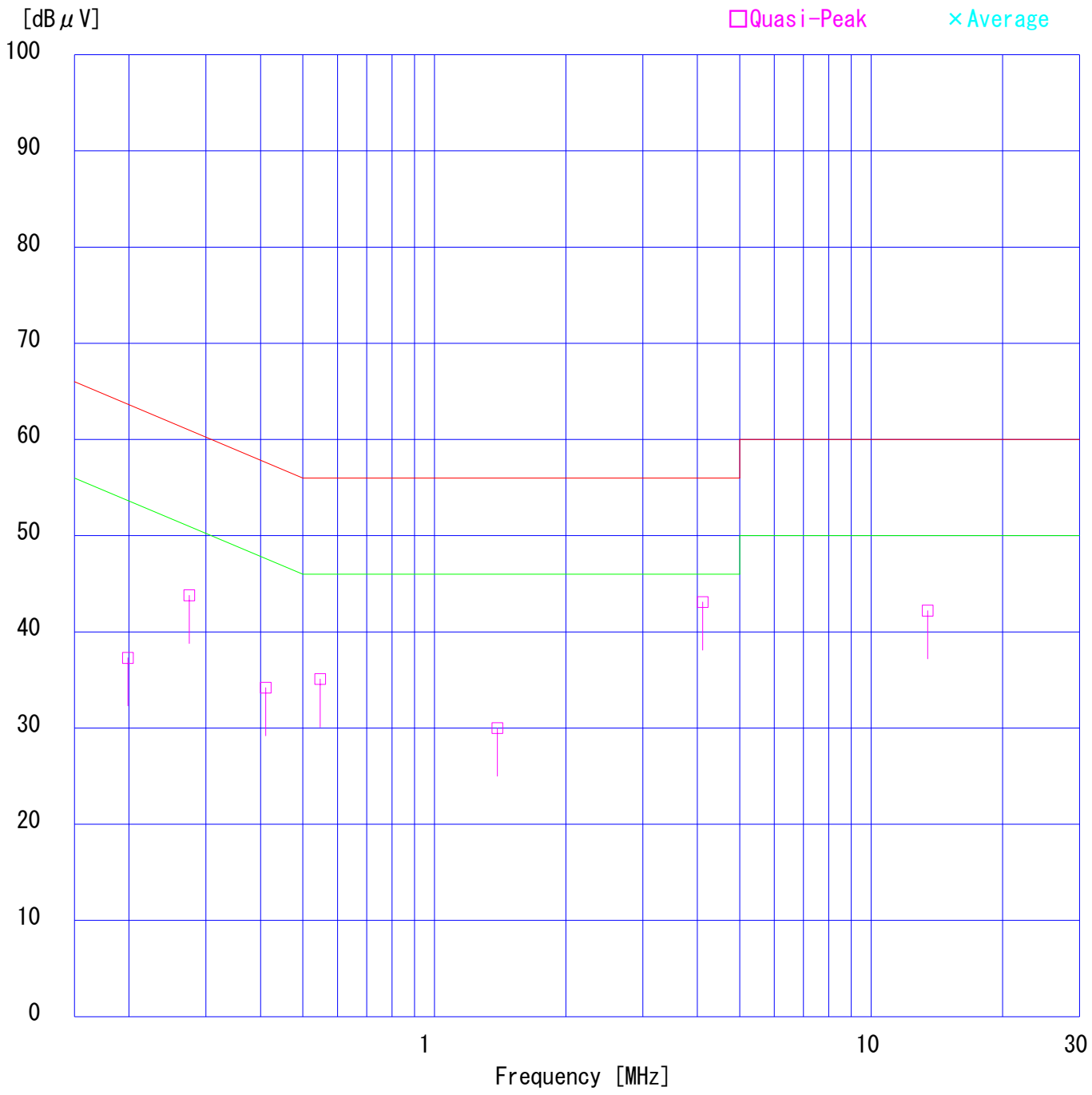

DATA OF CONDUCTION TEST CHART

UL Apex Co., Ltd.
YOKOWA No.1 SHIELD TEST ROOM
Report No.: 26JE0221-YW

Applicant : Samsung Electronics Co.,Ltd.
Kind of Equipment : DVD/VCR
Model No. : SLV-D570H
Serial No. : -
Power : AC120V/60Hz
Mode : TV Reception+VCR Rec(25dBmV)
Remarks :
Date : 6/5/2006
Phase : Single Phase
Temperature : 23 ℃ Engineer : Tomoyuki Yamashita
Humidity : 45 %
Regulation 1 : FCC Part15B CLASS B(2003)
Regulation 2 : None

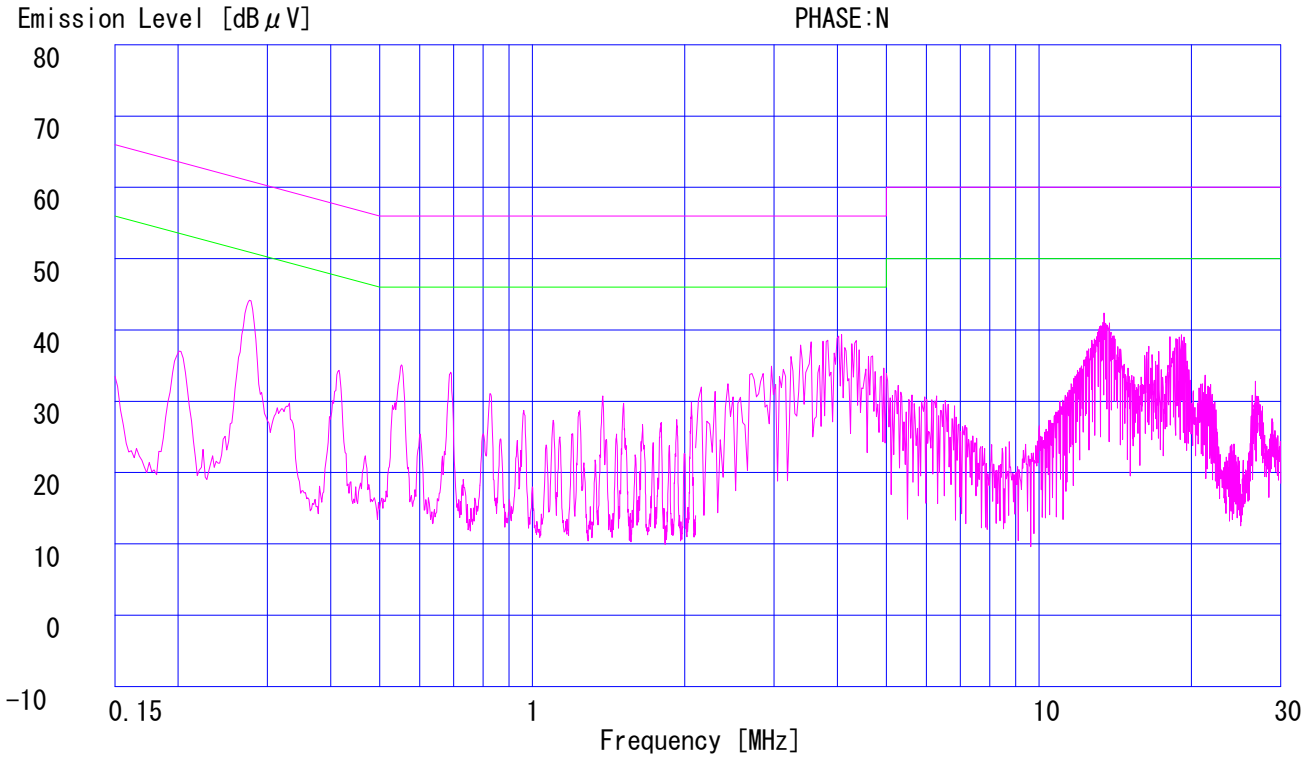

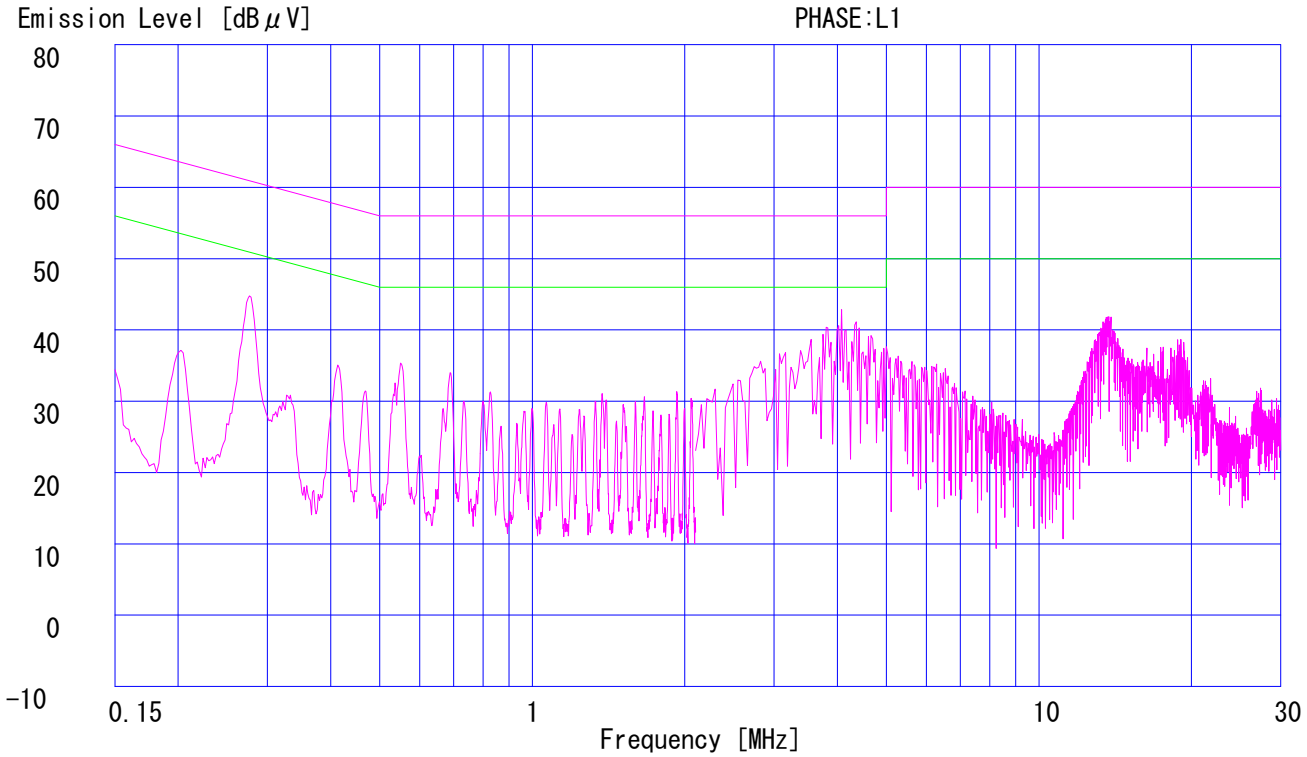

DATA OF CONDUCTION TEST

UL Apex Co., Ltd.
YOKOWA No.1 SHIELD TEST ROOM
Report No.: 26JE0221-YW

Applicant : Samsung Electronics Co.,Ltd.
Kind of Equipment : DVD/VCR
Model No. : SLV-D570H
Serial No. : -
Power : AC120V/60Hz
Mode : AV Input1+VCR Rec(1Vp-p)
Remarks :
Date : 6/5/2006
Phase : Single Phase
Temperature : 23 ℃ Engineer : Tomoyuki Yamashita
Humidity : 45 %
Regulation : FCC Part15B CLASS B(2003)

No.	FREQ.	READING(N)		READING(L1)		LISN	CABLE	ATTEN.	RESULT		LIMITS		MARGIN	
		QP	AV	QP	AV	FACTOR	LOSS		QP	AV	QP	AV	QP	AV
	[MHz]	[dBμV]		[dBμV]		[dB]	[dB]	[dB]	[dB]	[dBμV]		[dBμV]		[dB]
1.	0.2268	37.6	-	37.0	-	0.1	0.1	0.0	37.8	-	62.6	52.6	24.8	-
2.	0.4597	37.0	-	36.6	-	0.1	0.2	0.0	37.3	-	56.7	46.7	19.4	-
3.	0.9182	36.1	-	36.8	-	0.1	0.2	0.0	37.1	-	56.0	46.0	18.9	-
4.	1.8132	35.5	-	37.0	-	0.2	0.3	0.0	37.5	-	56.0	46.0	18.5	-
5.	2.4965	37.5	-	38.3	-	0.3	0.3	0.0	38.9	-	56.0	46.0	17.1	-
6.	3.8465	40.4	-	38.4	-	0.4	0.4	0.0	41.2	-	56.0	46.0	14.8	-
7.	12.4723	39.5	-	38.3	-	0.9	0.7	0.0	41.1	-	60.0	50.0	18.9	-

CALCULATION: READING + LISN FACTOR + CABLE LOSS + ATTEN.

Except for the above table: adequate margin data below the limits.

Page:

DATA OF CONDUCTION TEST

UL Apex Co., Ltd.
YOKOWA No.1 SHIELD TEST ROOM
Report No.: 26JE0221-YW

Applicant	: Samsung Electronics Co.,Ltd.		
Kind of Equipment	: DVD/VCR		
Model No.	: SLV-D570H		
Serial No.	: -		
Power	: AC120V/60Hz		
Mode	: AV Input1+VCR Rec(1Vp-p)		
Remarks	:		
Date	: 6/5/2006		
Phase	: Single Phase		
Temperature	: 23 ℃	Engineer	: Tomoyuki Yamashita
Humidity	: 45 %		
Regulation	: FCC Part15B CLASS B(2003)		

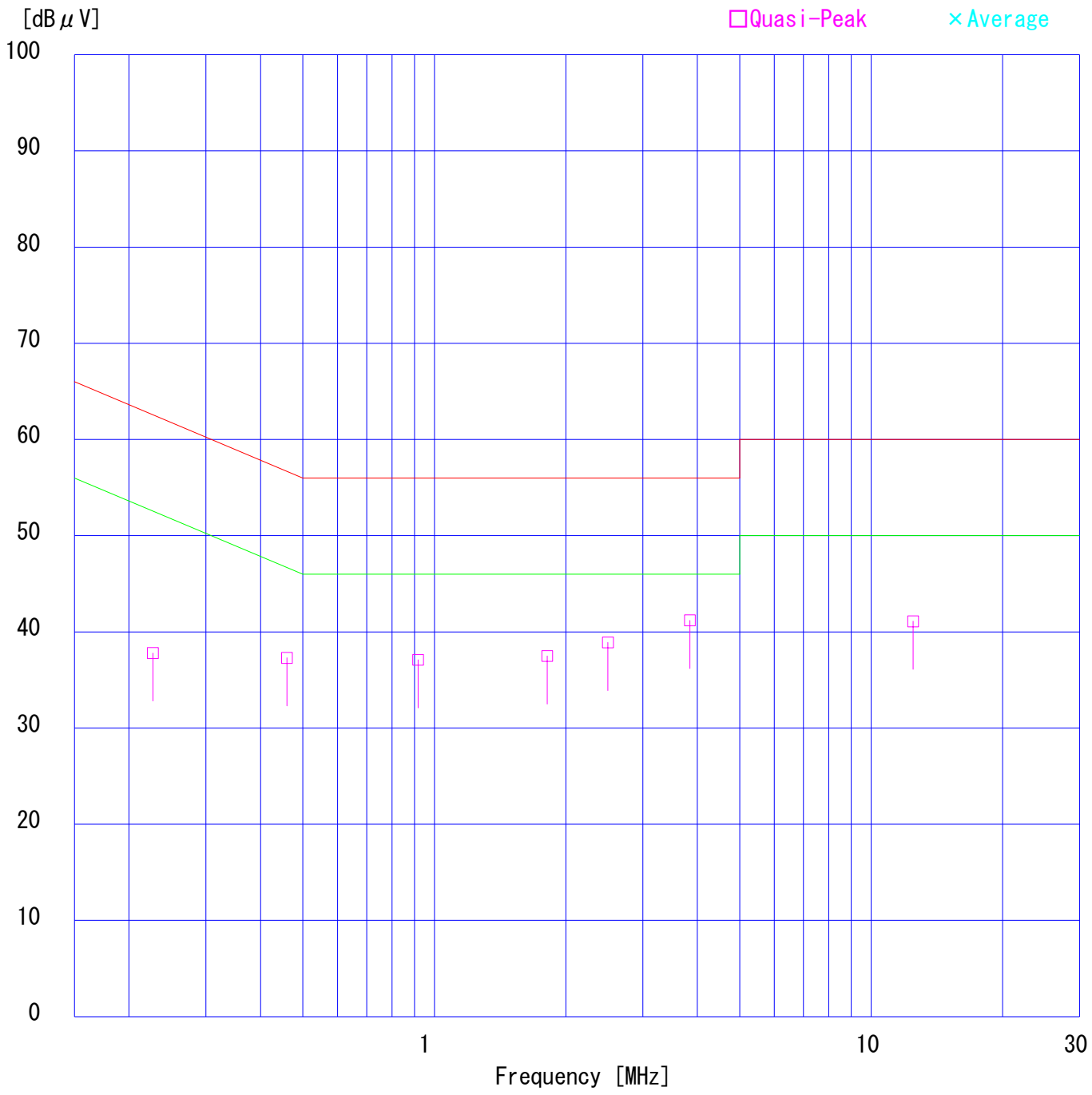

DATA OF CONDUCTION TEST CHART

UL Apex Co., Ltd.
YOKOWA No.1 SHIELD TEST ROOM
Report No.: 26JE0221-YW

Applicant : Samsung Electronics Co.,Ltd.
Kind of Equipment : DVD/VCR
Model No. : SLV-D570H
Serial No. : -
Power : AC120V/60Hz
Mode : AV Input1+VCR Rec(1Vp-p)
Remarks :
Date : 6/5/2006
Phase : Single Phase
Temperature : 23 ℃ Engineer : Tomoyuki Yamashita
Humidity : 45 %
Regulation 1 : FCC Part15B CLASS B(2003)
Regulation 2 : None

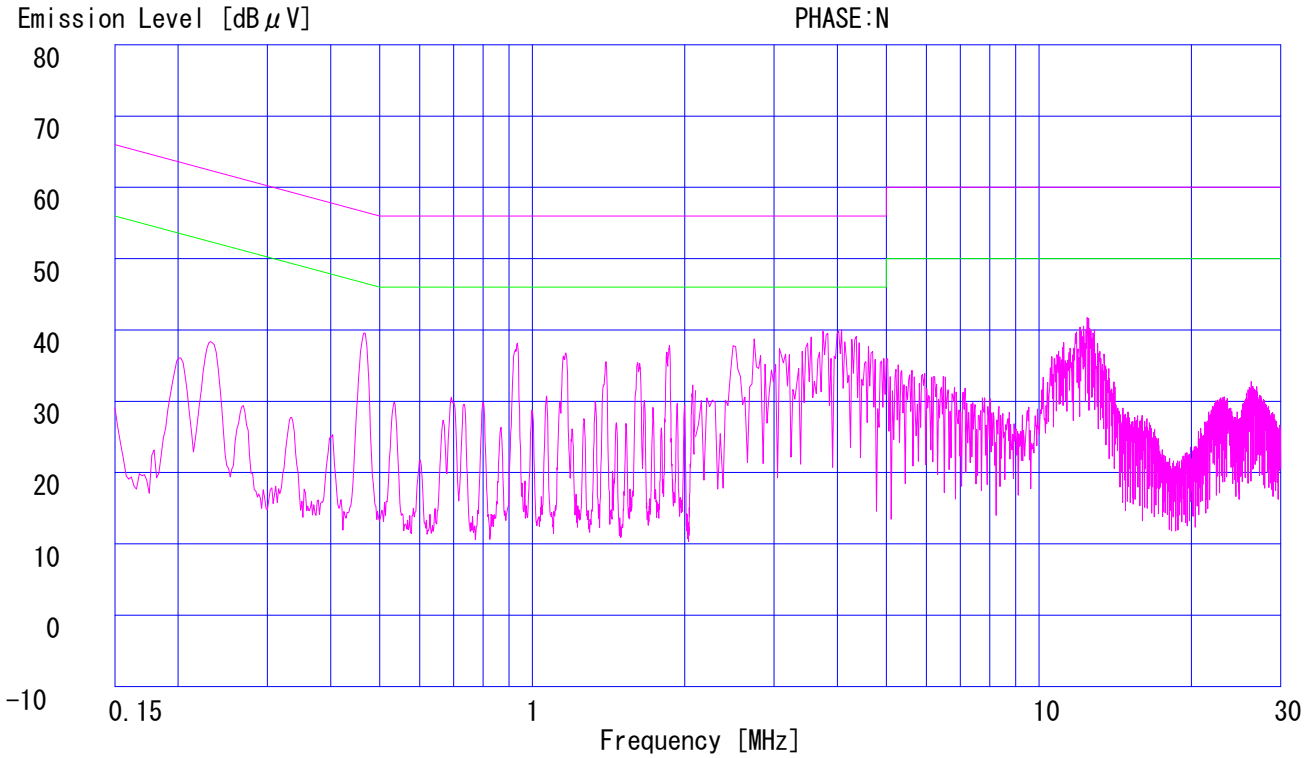

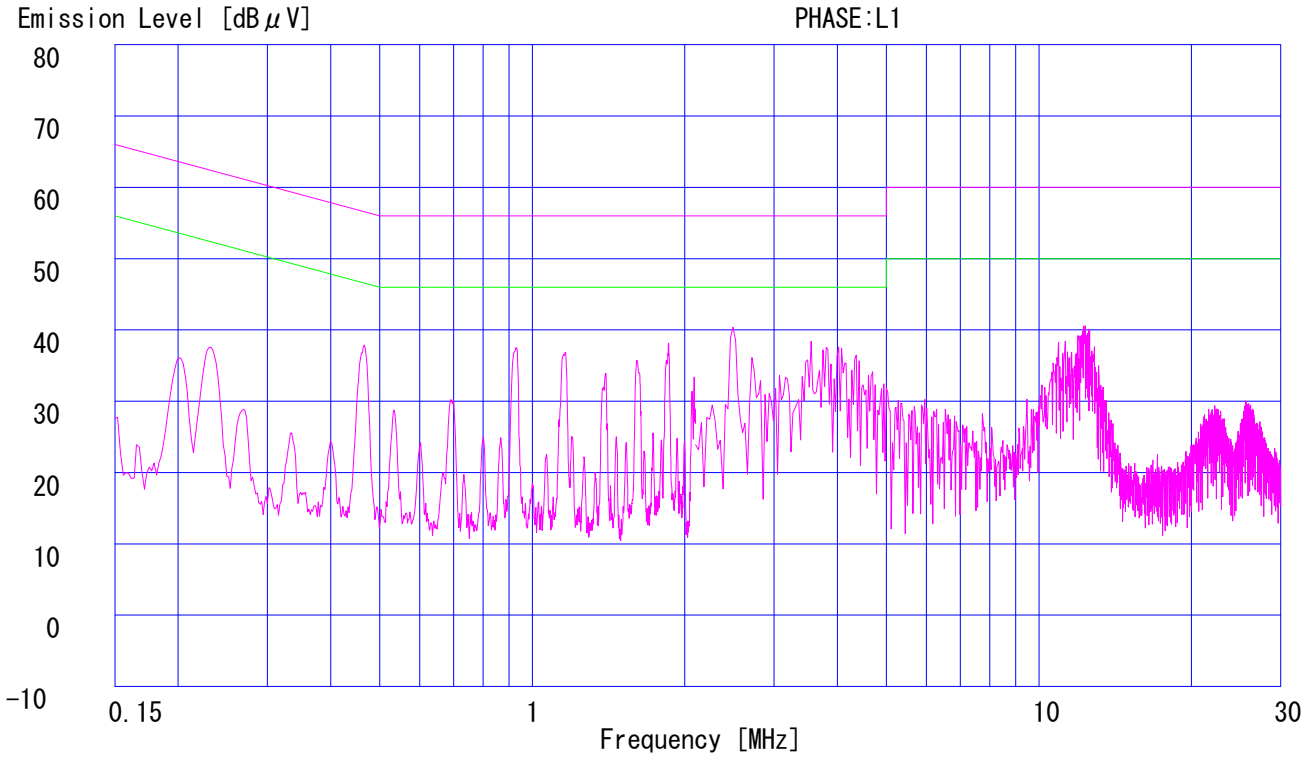

DATA OF CONDUCTION TEST

UL Apex Co., Ltd.
YOKOWA No.1 SHIELD TEST ROOM
Report No.: 26JE0221-YW

Applicant : Samsung Electronics Co.,Ltd.
Kind of Equipment : DVD/VCR
Model No. : SLV-D570H
Serial No. : -
Power : AC120V/60Hz
Mode : AV Input1+VCR Rec(5Vp-p)
Remarks :
Date : 6/5/2006
Phase : Single Phase
Temperature : 23 ℃ Engineer : Tomoyuki Yamashita
Humidity : 45 %
Regulation : FCC Part15B CLASS B(2003)

No.	FREQ.	READING(N)		READING(L1)		LISN	CABLE	ATTEN.	RESULT		LIMITS		MARGIN	
		QP	AV	QP	AV	FACTOR	LOSS		QP	AV	QP	AV	QP	AV
	[MHz]	[dBμV]		[dBμV]		[dB]	[dB]	[dB]	[dB]		[dBμV]		[dB]	
1.	0.2005	35.0	-	35.2	-	0.1	0.1	0.0	35.4	-	63.6	53.6	28.2	-
2.	0.5301	32.0	-	32.7	-	0.1	0.2	0.0	33.0	-	56.0	46.0	23.0	-
3.	1.5300	33.5	-	34.0	-	0.2	0.3	0.0	34.5	-	56.0	46.0	21.5	-
4.	2.0870	31.8	-	33.1	-	0.3	0.3	0.0	33.7	-	56.0	46.0	22.3	-
5.	3.5491	33.0	-	32.0	-	0.4	0.4	0.0	33.8	-	56.0	46.0	22.2	-
6.	10.7076	34.4	-	33.6	-	0.8	0.7	0.0	35.9	-	60.0	50.0	24.1	-

CALCULATION: READING + LISN FACTOR + CABLE LOSS + ATTEN.

Except for the above table: adequate margin data below the limits.

Page:

DATA OF CONDUCTION TEST

UL Apex Co., Ltd.
YOKOWA No.1 SHIELD TEST ROOM
Report No.: 26JE0221-YW

Applicant	: Samsung Electronics Co.,Ltd.		
Kind of Equipment	: DVD/VCR		
Model No.	: SLV-D570H		
Serial No.	: -		
Power	: AC120V/60Hz		
Mode	: AV Input1+VCR Rec(5Vp-p)		
Remarks	:		
Date	: 6/5/2006		
Phase	: Single Phase		
Temperature	: 23 ℃	Engineer	: Tomoyuki Yamashita
Humidity	: 45 %		
Regulation	: FCC Part15B CLASS B(2003)		

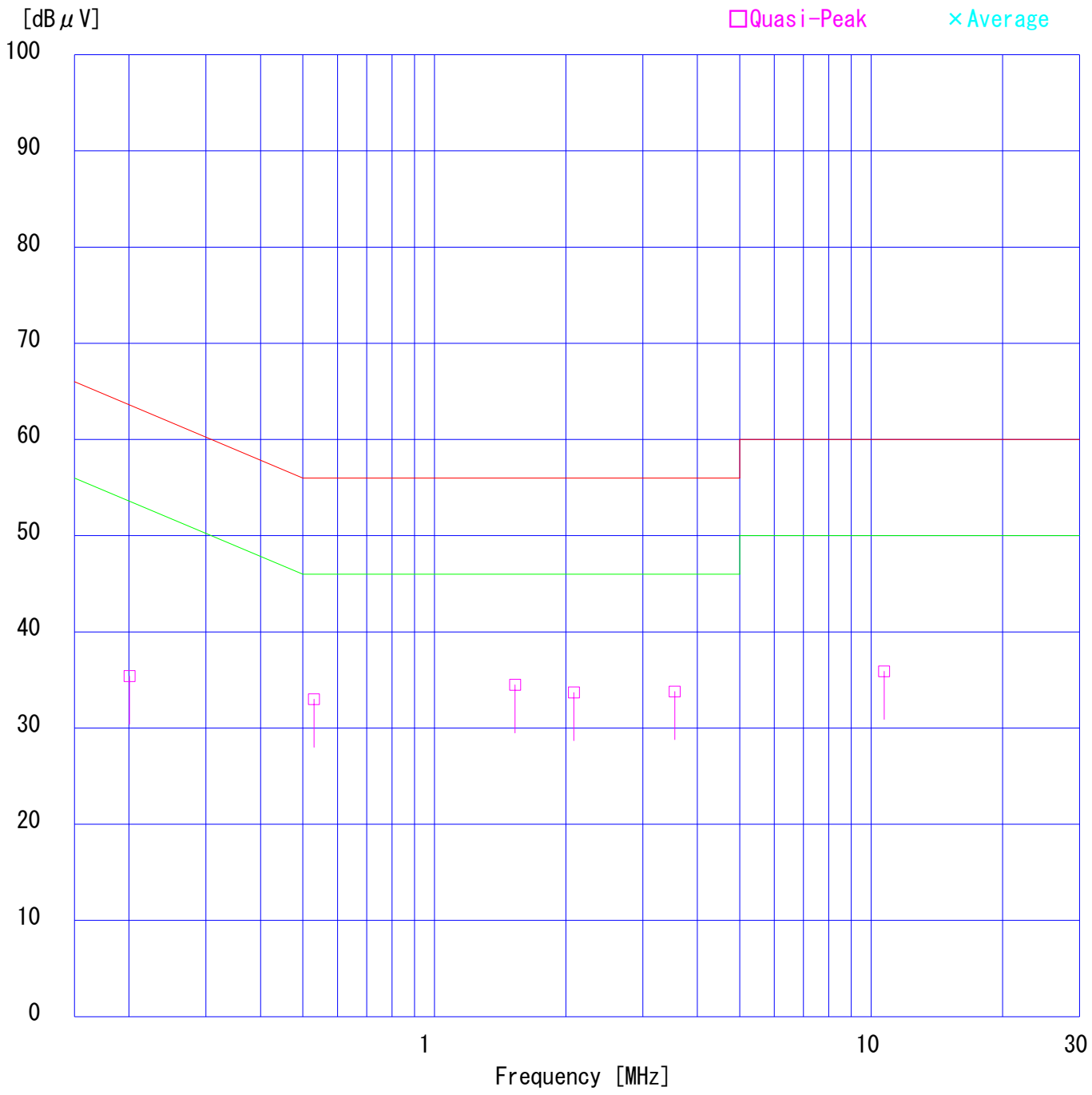

DATA OF CONDUCTION TEST CHART

UL Apex Co., Ltd.
YOKOWA No.1 SHIELD TEST ROOM
Report No.: 26JE0221-YW

Applicant : Samsung Electronics Co.,Ltd.
Kind of Equipment : DVD/VCR
Model No. : SLV-D570H
Serial No. : -
Power : AC120V/60Hz
Mode : AV Input1+VCR Rec(5Vp-p)
Remarks :
Date : 6/5/2006
Phase : Single Phase
Temperature : 23 ℃
Humidity : 45 %
Regulation 1 : FCC Part15B CLASS B(2003)
Regulation 2 : None

Engineer : Tomoyuki Yamashita

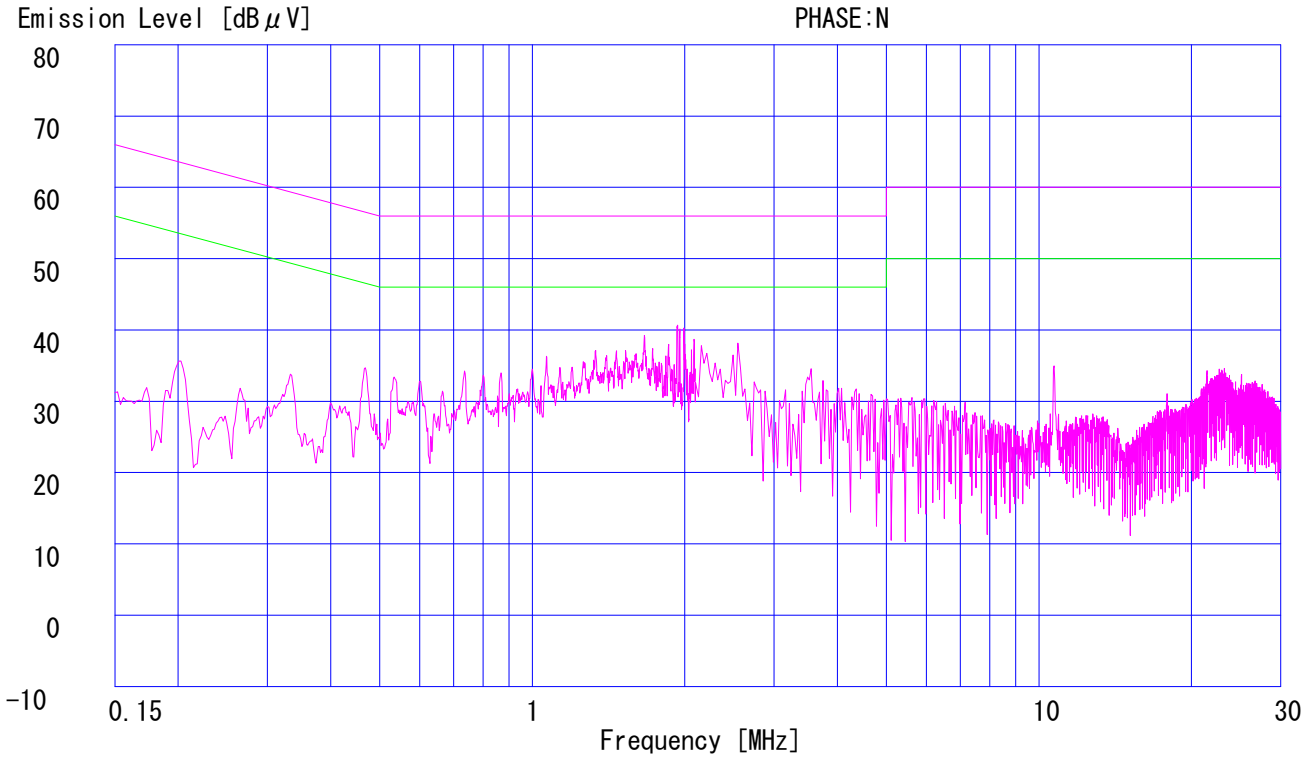

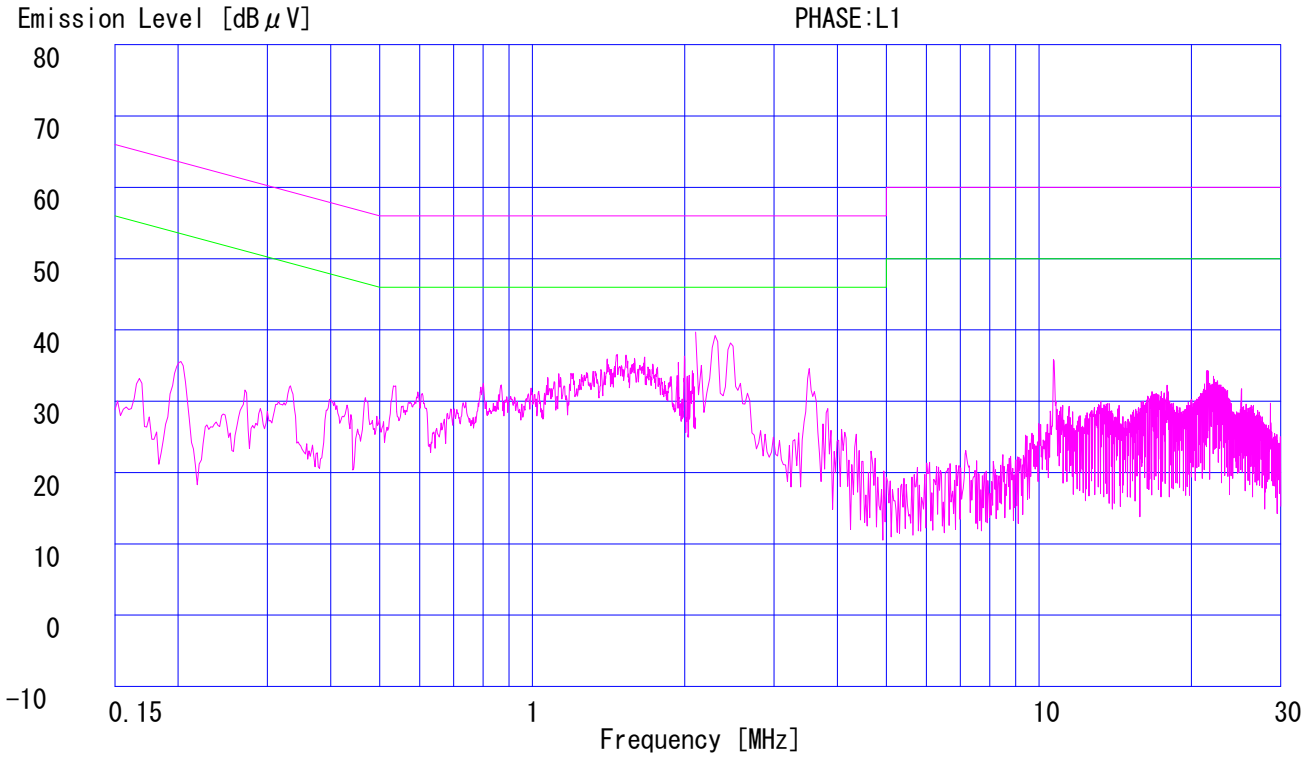

DATA OF CONDUCTION TEST

UL Apex Co., Ltd.
YOKOWA No.1 SHIELD TEST ROOM
Report No.: 26JE0221-YW

Applicant : Samsung Electronics Co.,Ltd.
Kind of Equipment : DVD/VCR
Model No. : SLV-D570H
Serial No. : -
Power : AC120V/60Hz
Mode : AV Input2+VCR Rec(1Vp-p)
Remarks :
Date : 6/5/2006
Phase : Single Phase
Temperature : 23 ℃ Engineer : Tomoyuki Yamashita
Humidity : 45 %
Regulation : FCC Part15B CLASS B(2003)

No.	FREQ.	READING(N)		READING(L1)		LISN	CABLE	ATTEN.	RESULT		LIMITS		MARGIN	
		QP	AV	QP	AV	FACTOR	LOSS		QP	AV	QP	AV	QP	AV
	[MHz]	[dBμV]		[dBμV]		[dB]	[dB]	[dB]	[dB]	[dBμV]		[dBμV]		[dB]
1.	0.2154	36.7	-	37.8	-	0.1	0.1	0.0	38.0	-	63.0	53.0	25.0	-
2.	0.4378	36.5	-	36.4	-	0.1	0.2	0.0	36.8	-	57.1	47.1	20.3	-
3.	0.8670	36.4	-	36.2	-	0.1	0.2	0.0	36.7	-	56.0	46.0	19.3	-
4.	1.5273	35.9	-	35.3	-	0.2	0.3	0.0	36.4	-	56.0	46.0	19.6	-
5.	2.1800	38.3	-	40.6	-	0.3	0.3	0.0	41.2	-	56.0	46.0	14.8	-
6.	3.5814	41.0	-	42.0	-	0.4	0.4	0.0	42.8	-	56.0	46.0	13.2	-
7.	12.2696	40.0	-	40.2	-	0.9	0.7	0.0	41.8	-	60.0	50.0	18.2	-

CALCULATION: READING + LISN FACTOR + CABLE LOSS + ATTEN.

Except for the above table: adequate margin data below the limits.

Page:

DATA OF CONDUCTION TEST

UL Apex Co., Ltd.
YOKOWA No.1 SHIELD TEST ROOM
Report No.: 26JE0221-YW

Applicant	: Samsung Electronics Co.,Ltd.		
Kind of Equipment	: DVD/VCR		
Model No.	: SLV-D570H		
Serial No.	: -		
Power	: AC120V/60Hz		
Mode	: AV Input2+VCR Rec(1Vp-p)		
Remarks	:		
Date	: 6/5/2006		
Phase	: Single Phase		
Temperature	: 23 ℃	Engineer	: Tomoyuki Yamashita
Humidity	: 45 %		
Regulation	: FCC Part15B CLASS B(2003)		

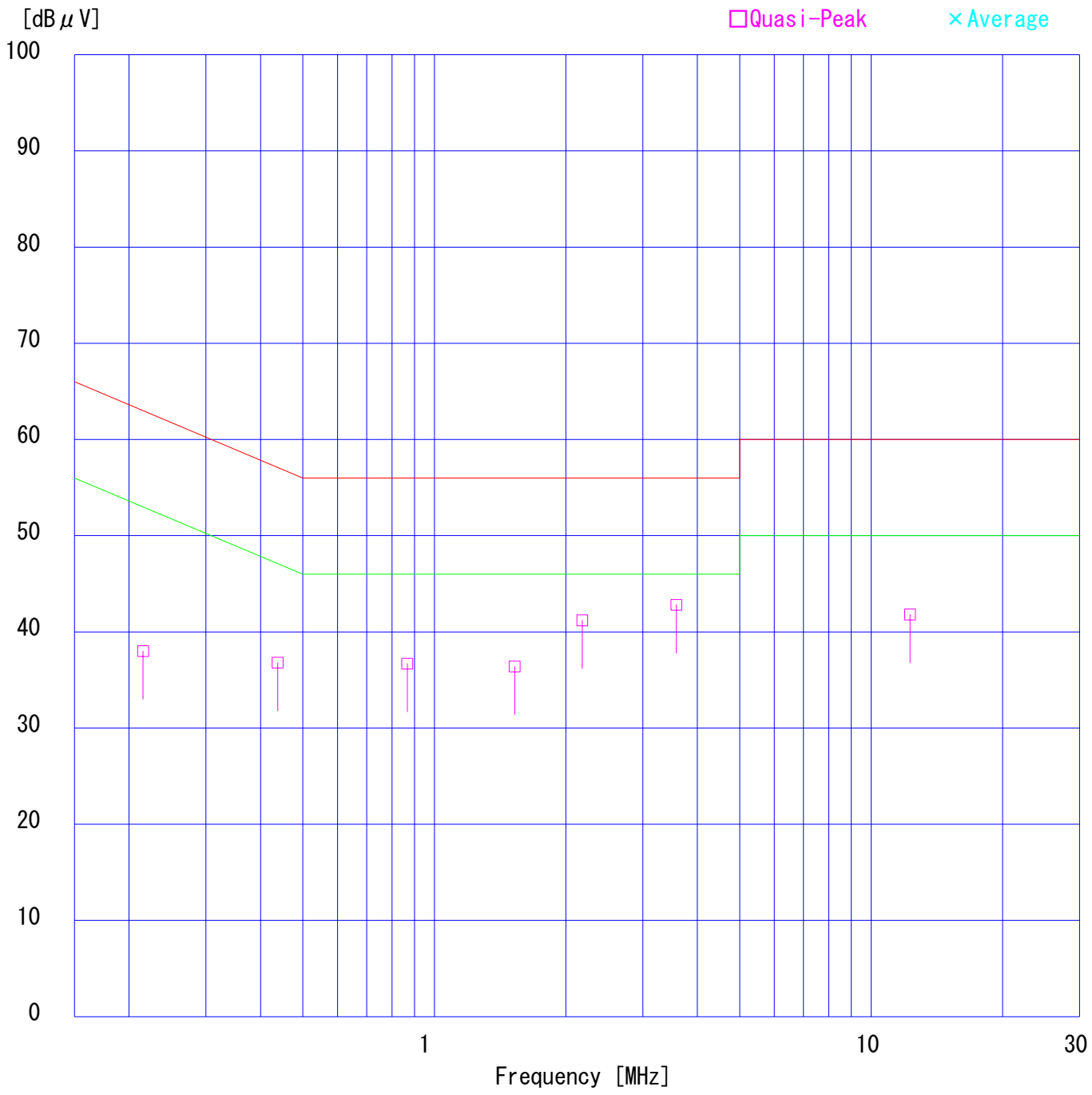

DATA OF CONDUCTION TEST CHART

UL Apex Co., Ltd.
YOKOWA No.1 SHIELD TEST ROOM
Report No.: 26JE0221-YW

Applicant : Samsung Electronics Co.,Ltd.
Kind of Equipment : DVD/VCR
Model No. : SLV-D570H
Serial No. : -
Power : AC120V/60Hz
Mode : AV Input2+VCR Rec(1Vp-p)
Remarks :
Date : 6/5/2006
Phase : Single Phase
Temperature : 23 ℃
Humidity : 45 %
Regulation 1 : FCC Part15B CLASS B(2003)
Regulation 2 : None

Engineer : Tomoyuki Yamashita

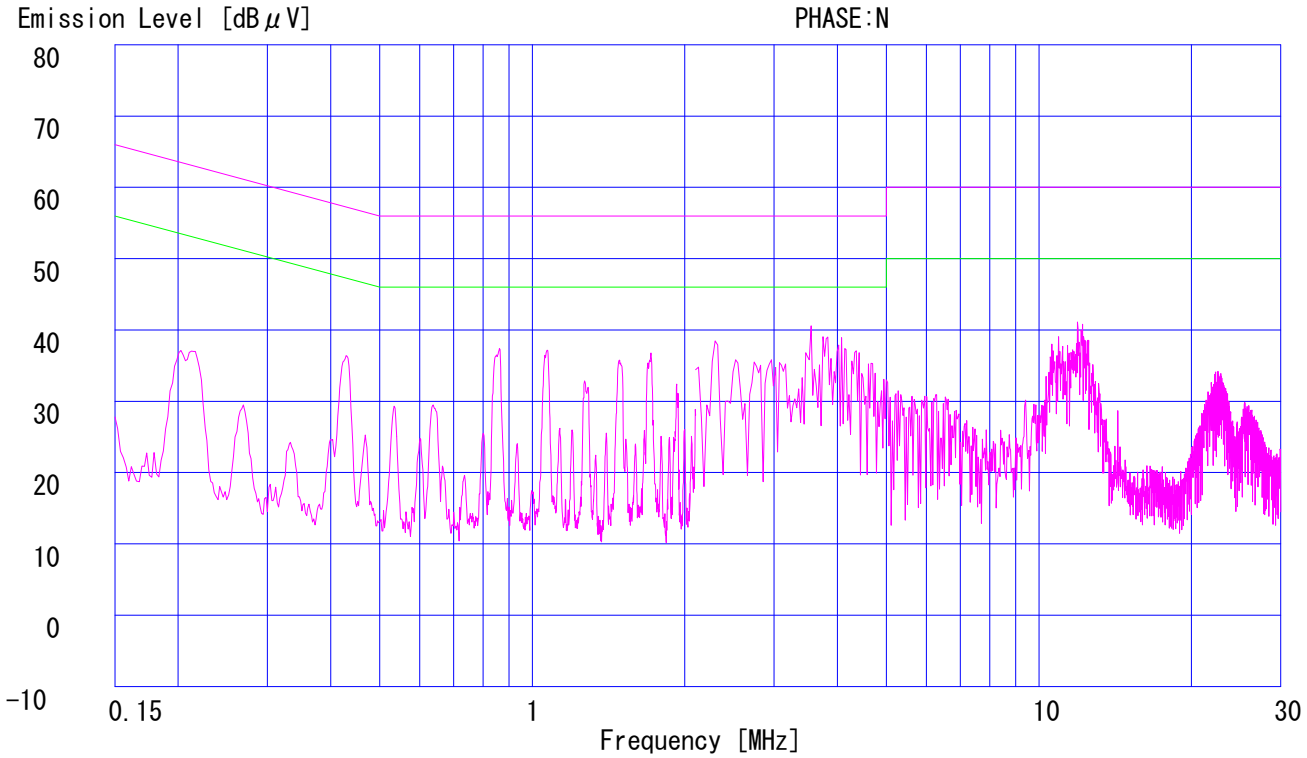

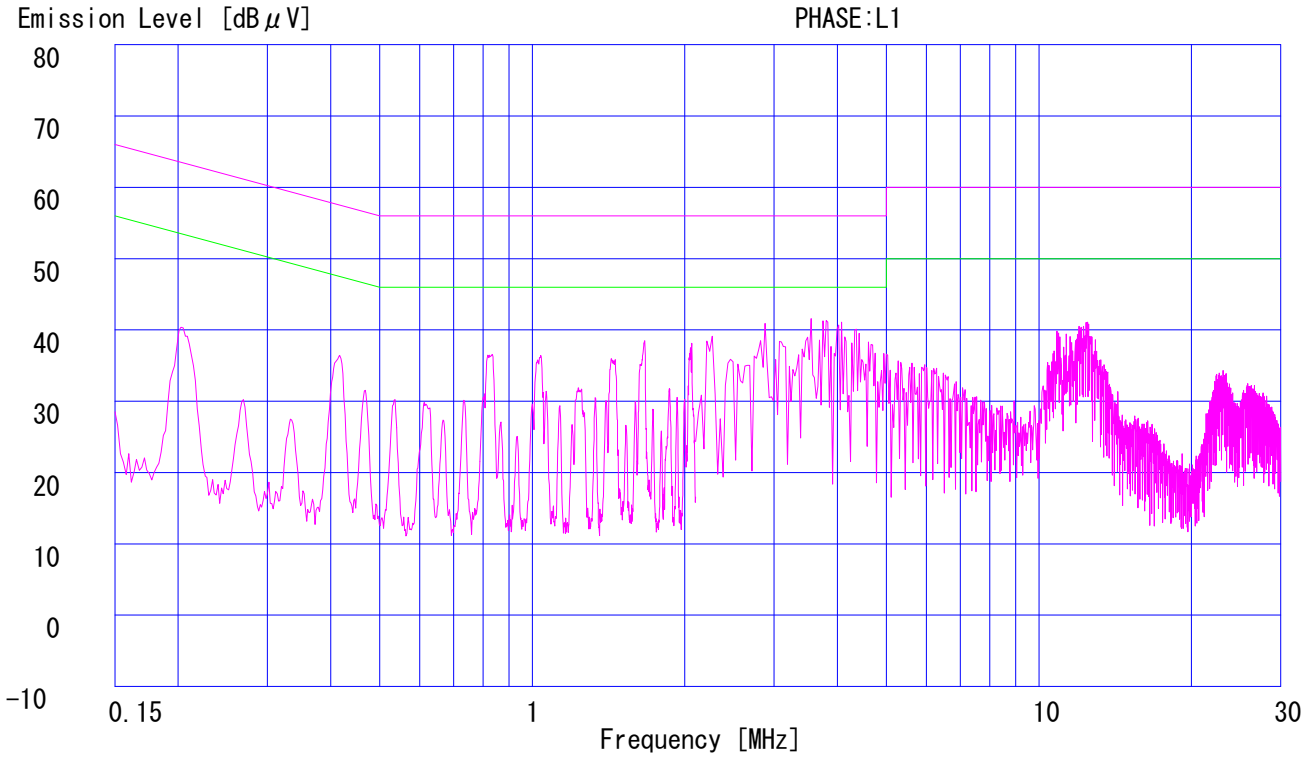

DATA OF CONDUCTION TEST

UL Apex Co., Ltd.
YOKOWA No.1 SHIELD TEST ROOM
Report No.: 26JE0221-YW

Applicant : Samsung Electronics Co.,Ltd.
Kind of Equipment : DVD/VCR
Model No. : SLV-D570H
Serial No. : -
Power : AC120V/60Hz
Mode : AV Input2+VCR Rec(5Vp-p)
Remarks :
Date : 6/5/2006
Phase : Single Phase
Temperature : 23 ℃ Engineer : Tomoyuki Yamashita
Humidity : 45 %
Regulation : FCC Part15B CLASS B(2003)

No.	FREQ.	READING(N)		READING(L1)		LISN	CABLE	ATTEN.	RESULT		LIMITS		MARGIN	
		QP	AV	QP	AV	FACTOR	LOSS		QP	AV	QP	AV	QP	AV
	[MHz]	[dBμV]		[dBμV]		[dB]	[dB]	[dB]	[dB]		[dBμV]		[dB]	
1.	0.2000	35.1	-	35.4	-	0.1	0.1	0.0	35.6	-	63.6	53.6	28.0	-
2.	0.5308	32.7	-	31.8	-	0.1	0.2	0.0	33.0	-	56.0	46.0	23.0	-
3.	0.7950	33.0	-	30.3	-	0.1	0.2	0.0	33.3	-	56.0	46.0	22.7	-
4.	1.5945	35.2	-	33.8	-	0.2	0.3	0.0	35.7	-	56.0	46.0	20.3	-
5.	2.2577	38.8	-	37.4	-	0.3	0.3	0.0	39.4	-	56.0	46.0	16.6	-
6.	3.5473	31.8	-	32.0	-	0.4	0.4	0.0	32.8	-	56.0	46.0	23.2	-
7.	10.7090	34.3	-	35.0	-	0.8	0.7	0.0	36.5	-	60.0	50.0	23.5	-

CALCULATION: READING + LISN FACTOR + CABLE LOSS + ATTEN.

Except for the above table: adequate margin data below the limits.

Page:

DATA OF CONDUCTION TEST

UL Apex Co., Ltd.
YOKOWA No.1 SHIELD TEST ROOM
Report No.: 26JE0221-YW

Applicant	: Samsung Electronics Co.,Ltd.		
Kind of Equipment	: DVD/VCR		
Model No.	: SLV-D570H		
Serial No.	: -		
Power	: AC120V/60Hz		
Mode	: AV Input2+VCR Rec(5Vp-p)		
Remarks	:		
Date	: 6/5/2006		
Phase	: Single Phase		
Temperature	: 23 ℃	Engineer	: Tomoyuki Yamashita
Humidity	: 45 %		
Regulation	: FCC Part15B CLASS B(2003)		

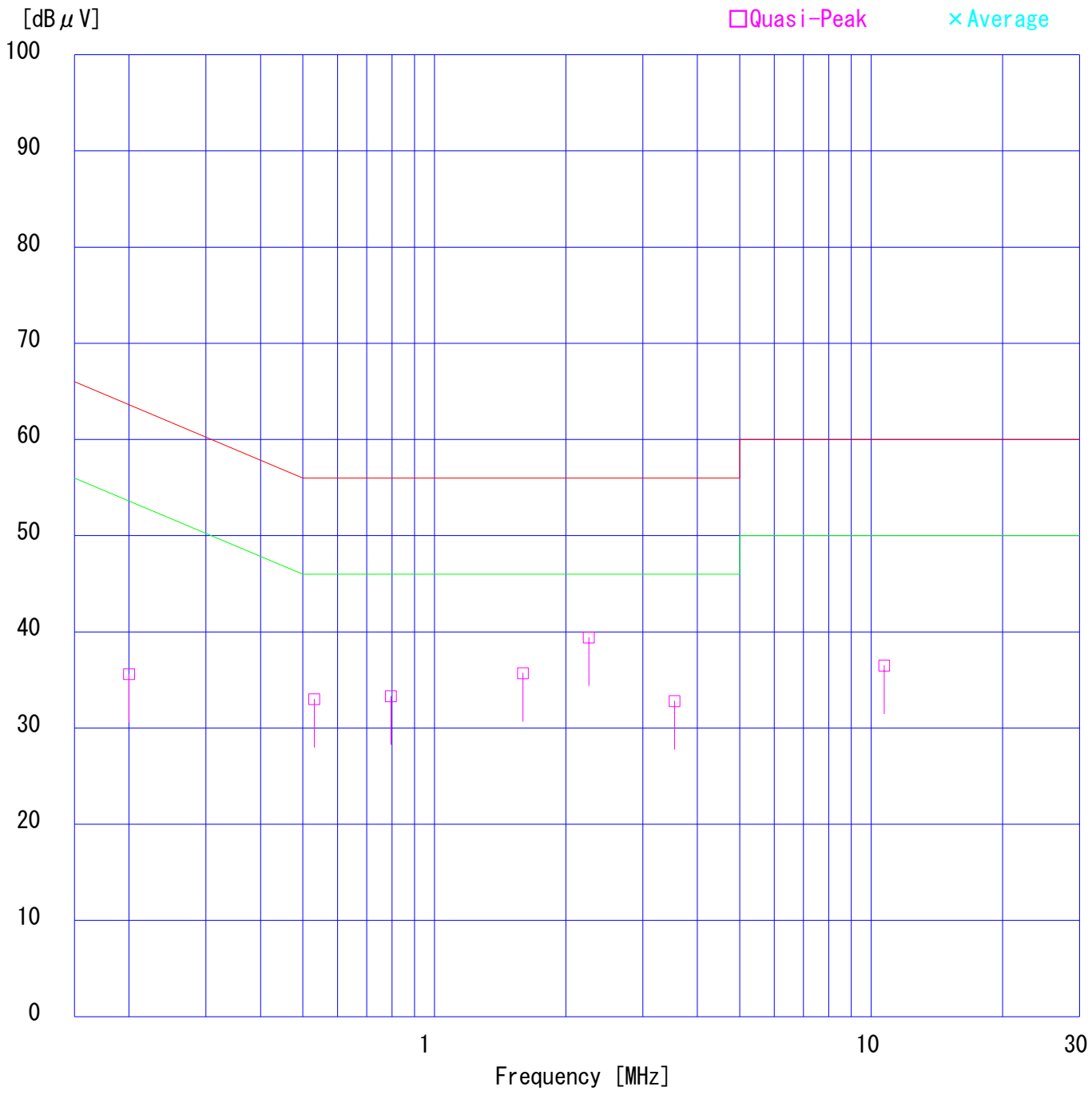

DATA OF CONDUCTION TEST CHART

UL Apex Co., Ltd.
YOKOWA No.1 SHIELD TEST ROOM
Report No.: 26JE0221-YW

Applicant : Samsung Electronics Co.,Ltd.
Kind of Equipment : DVD/VCR
Model No. : SLV-D570H
Serial No. : -
Power : AC120V/60Hz
Mode : AV Input2+VCR Rec(5Vp-p)
Remarks :
Date : 6/5/2006
Phase : Single Phase
Temperature : 23 ℃
Humidity : 45 %
Regulation 1 : FCC Part15B CLASS B(2003)
Regulation 2 : None

Engineer : Tomoyuki Yamashita

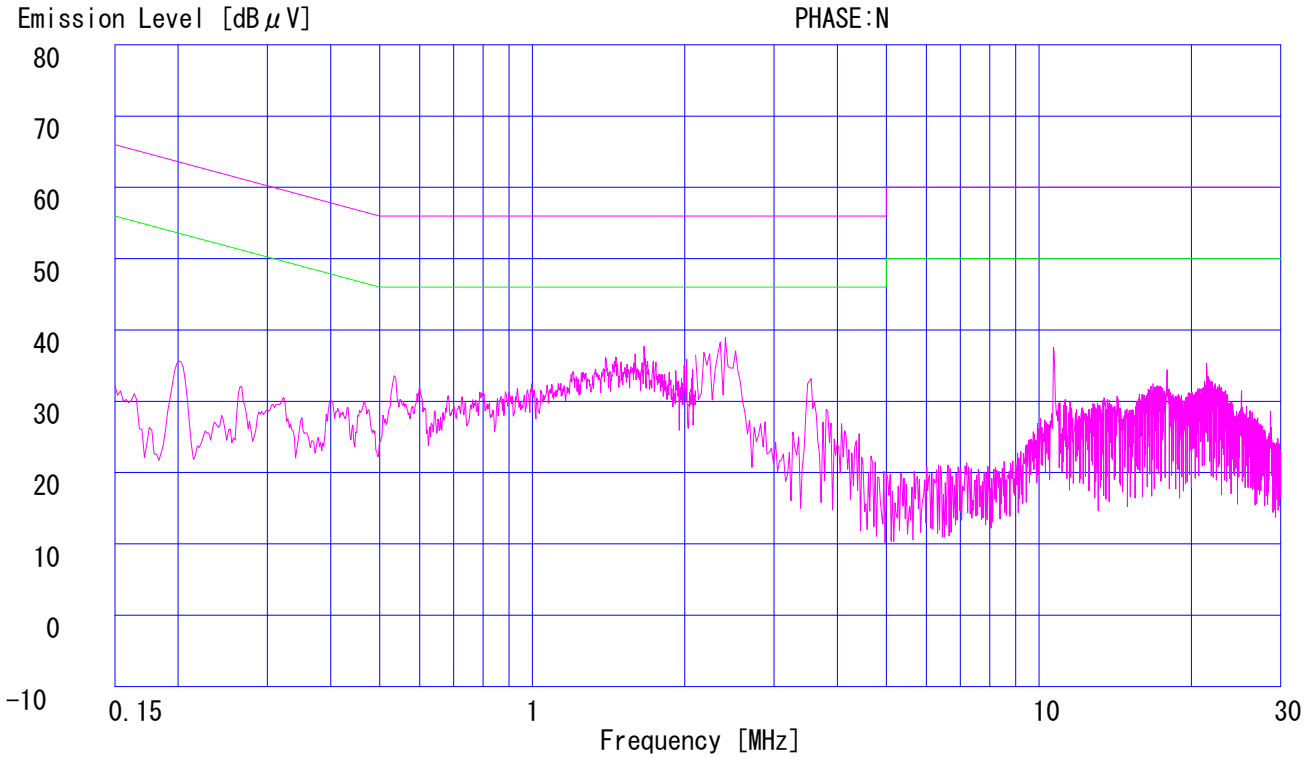

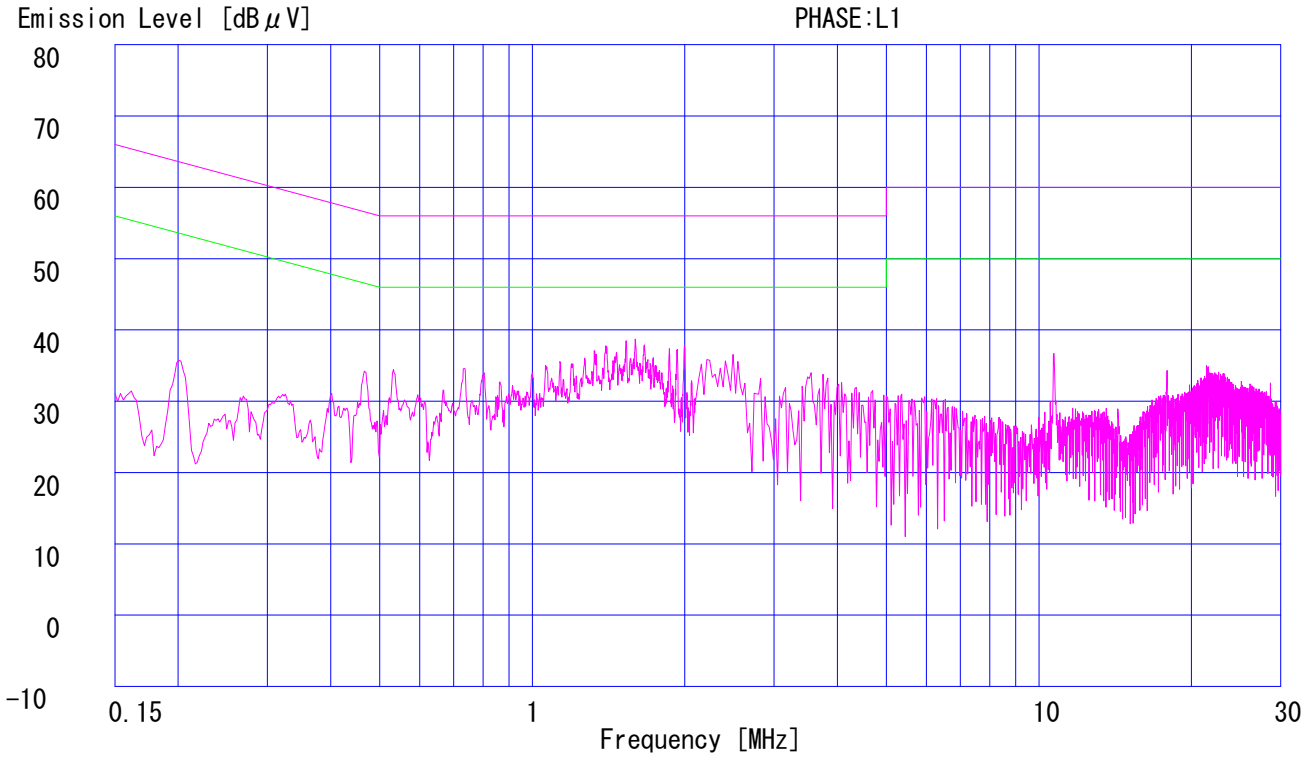

DATA OF CONDUCTION TEST

UL Apex Co., Ltd.
YOKOWA No.1 SHIELD TEST ROOM
Report No.: 26JE0221-YW

Applicant : Samsung Electronics Co.,Ltd.
Kind of Equipment : DVD/VCR
Model No. : SLV-D570H
Serial No. : -
Power : AC120V/60Hz
Mode : VCR Playback
Remarks :
Date : 6/5/2006
Phase : Single Phase
Temperature : 23 ℃ Engineer : Tomoyuki Yamashita
Humidity : 45 %
Regulation : FCC Part15B CLASS B(2003)

No.	FREQ.	READING(N)		READING(L1)		LISN	CABLE	ATTEN.	RESULT		LIMITS		MARGIN	
		QP	AV	QP	AV	FACTOR	LOSS		QP	AV	QP	AV	QP	AV
	[MHz]	[dBμV]		[dBμV]		[dB]	[dB]	[dB]	[dB]	[dBμV]		[dBμV]		[dB]
1.	0.1994	36.2	-	36.0	-	0.1	0.1	0.0	36.4	-	63.6	53.6	27.2	-
2.	0.2732	43.1	-	43.5	-	0.1	0.1	0.0	43.7	-	61.0	51.0	17.3	-
3.	0.4102	33.1	-	33.5	-	0.1	0.2	0.0	33.8	-	57.6	47.6	23.8	-
4.	0.5462	34.0	-	34.4	-	0.1	0.2	0.0	34.7	-	56.0	46.0	21.3	-
5.	1.3695	27.8	-	28.6	-	0.2	0.3	0.0	29.1	-	56.0	46.0	26.9	-
6.	4.1120	40.0	-	41.8	-	0.4	0.4	0.0	42.6	-	56.0	46.0	13.4	-
7.	13.5315	40.3	-	40.5	-	0.9	0.8	0.0	42.2	-	60.0	50.0	17.8	-

CALCULATION: READING + LISN FACTOR + CABLE LOSS + ATTEN.

Except for the above table: adequate margin data below the limits.

Page:

DATA OF CONDUCTION TEST

UL Apex Co., Ltd.
YOKOWA No.1 SHIELD TEST ROOM
Report No.: 26JE0221-YW

Applicant	: Samsung Electronics Co.,Ltd.		
Kind of Equipment	: DVD/VCR		
Model No.	: SLV-D570H		
Serial No.	: -		
Power	: AC120V/60Hz		
Mode	: VCR Playback		
Remarks	:		
Date	: 6/5/2006		
Phase	: Single Phase		
Temperature	: 23 ℃	Engineer	: Tomoyuki Yamashita
Humidity	: 45 %		
Regulation	: FCC Part15B CLASS B(2003)		

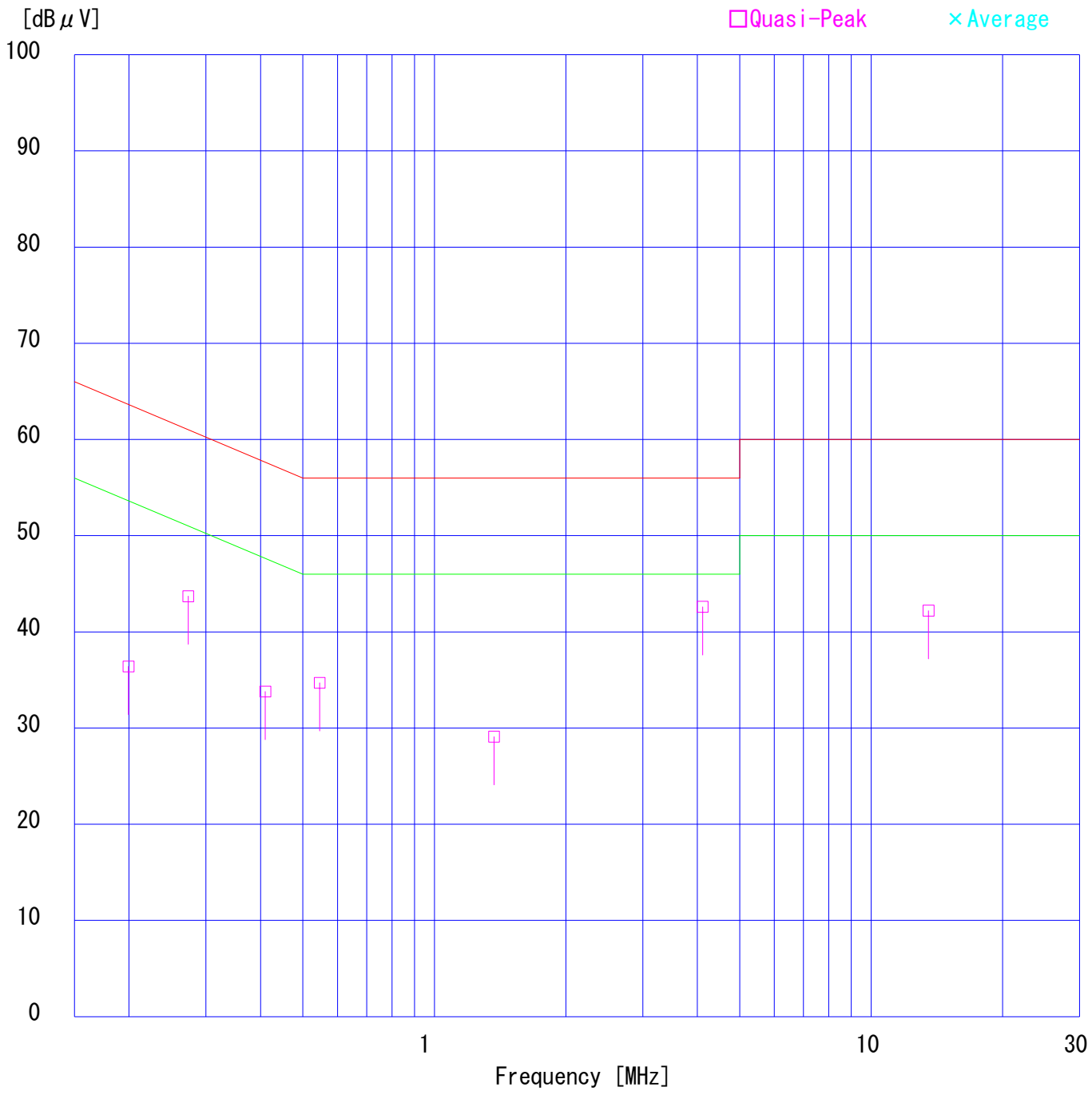

DATA OF CONDUCTION TEST CHART

UL Apex Co., Ltd.
YOKOWA No.1 SHIELD TEST ROOM
Report No.: 26JE0221-YW

Applicant : Samsung Electronics Co.,Ltd.
Kind of Equipment : DVD/VCR
Model No. : SLV-D570H
Serial No. : -
Power : AC120V/60Hz
Mode : VCR Playback
Remarks :
Date : 6/5/2006
Phase : Single Phase
Temperature : 23 ℃
Humidity : 45 %
Regulation 1 : FCC Part15B CLASS B(2003)
Regulation 2 : None

Engineer : Tomoyuki Yamashita

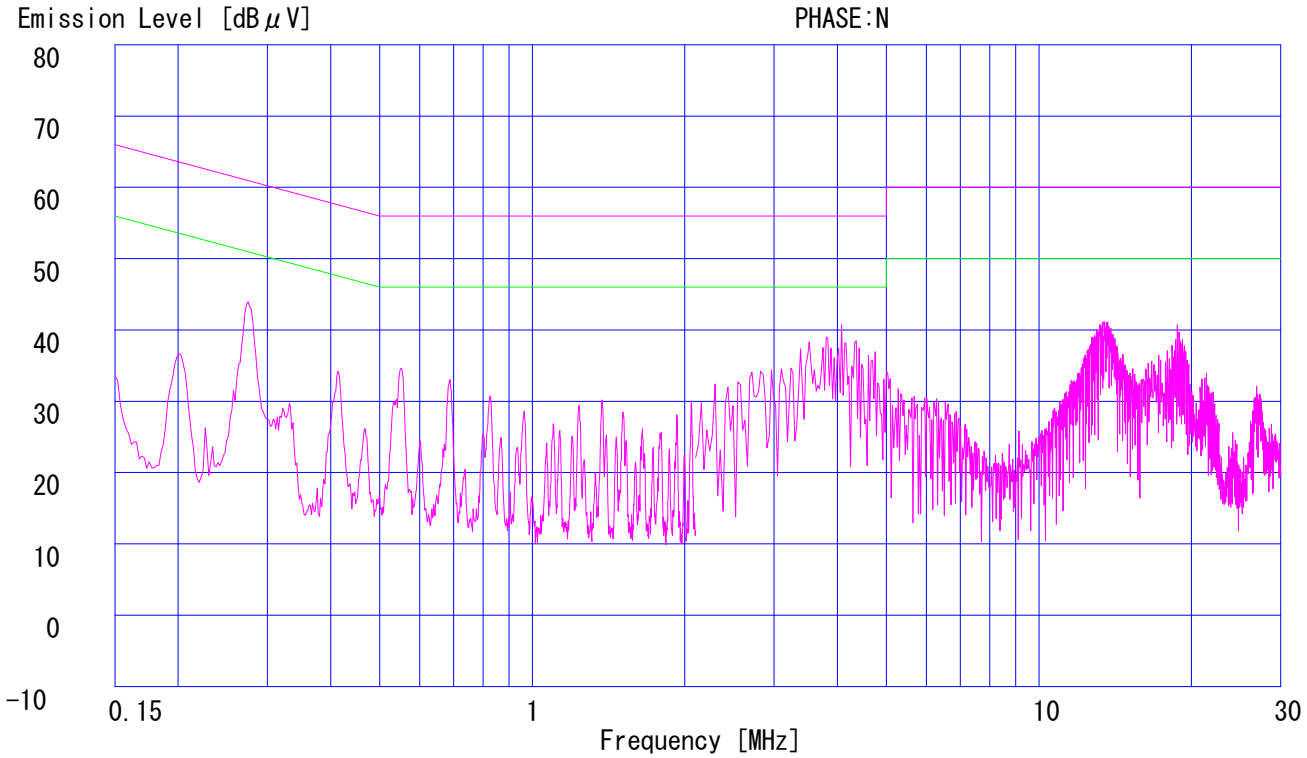

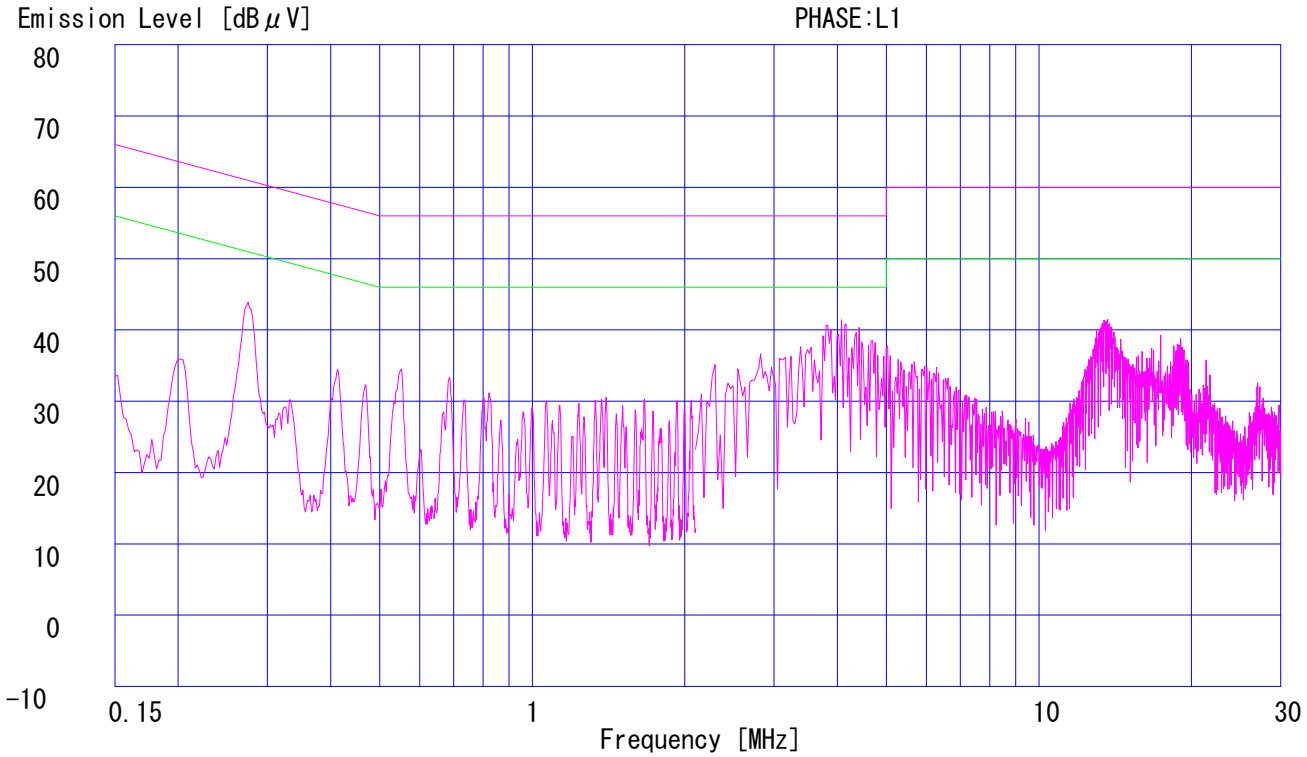

DATA OF CONDUCTION TEST

UL Apex Co., Ltd.
YOKOWA No.1 SHIELD TEST ROOM
Report No.: 26JE0221-YW

Applicant : Samsung Electronics Co.,Ltd.
Kind of Equipment : DVD/VCR
Model No. : SLV-D570H
Serial No. : -
Power : AC120V/60Hz
Mode : DVD Play+VCR Rec(HDMI Out)
Remarks :
Date : 6/5/2006
Phase : Single Phase
Temperature : 23 ℃ Engineer : Tomoyuki Yamashita
Humidity : 45 %
Regulation : FCC Part15B CLASS B(2003)

No.	FREQ.	READING(N)		READING(L1)		LISN	CABLE	ATTEN.	RESULT		LIMITS		MARGIN	
		QP	AV	QP	AV	FACTOR	LOSS		QP	AV	QP	AV	QP	AV
	[MHz]	[dBμV]		[dBμV]		[dB]	[dB]	[dB]	[dB]	[dBμV]		[dBμV]		[dB]
1.	0.2000	35.9	-	36.2	-	0.1	0.1	0.0	36.4	-	63.6	53.6	27.2	-
2.	0.2945	30.2	-	31.0	-	0.1	0.2	0.0	31.3	-	60.4	50.4	29.1	-
3.	0.4431	34.0	-	30.0	-	0.1	0.2	0.0	34.3	-	57.0	47.0	22.7	-
4.	0.5977	31.0	-	33.2	-	0.1	0.2	0.0	33.5	-	56.0	46.0	22.5	-
5.	1.8521	32.0	-	32.0	-	0.3	0.3	0.0	32.6	-	56.0	46.0	23.4	-
6.	3.7817	42.0	-	40.0	-	0.4	0.4	0.0	42.8	-	56.0	46.0	13.2	-
7.	13.5326	37.3	-	38.4	-	0.9	0.8	0.0	40.1	-	60.0	50.0	19.9	-

CALCULATION: READING + LISN FACTOR + CABLE LOSS + ATTEN.

Except for the above table: adequate margin data below the limits.

Page:

DATA OF CONDUCTION TEST

UL Apex Co., Ltd.
YOKOWA No.1 SHIELD TEST ROOM
Report No.: 26JE0221-YW

Applicant	: Samsung Electronics Co.,Ltd.		
Kind of Equipment	: DVD/VCR		
Model No.	: SLV-D570H		
Serial No.	: -		
Power	: AC120V/60Hz		
Mode	: DVD Play+VCR Rec(HDMI Out)		
Remarks	:		
Date	: 6/5/2006		
Phase	: Single Phase		
Temperature	: 23 ℃	Engineer	: Tomoyuki Yamashita
Humidity	: 45 %		
Regulation	: FCC Part15B CLASS B(2003)		

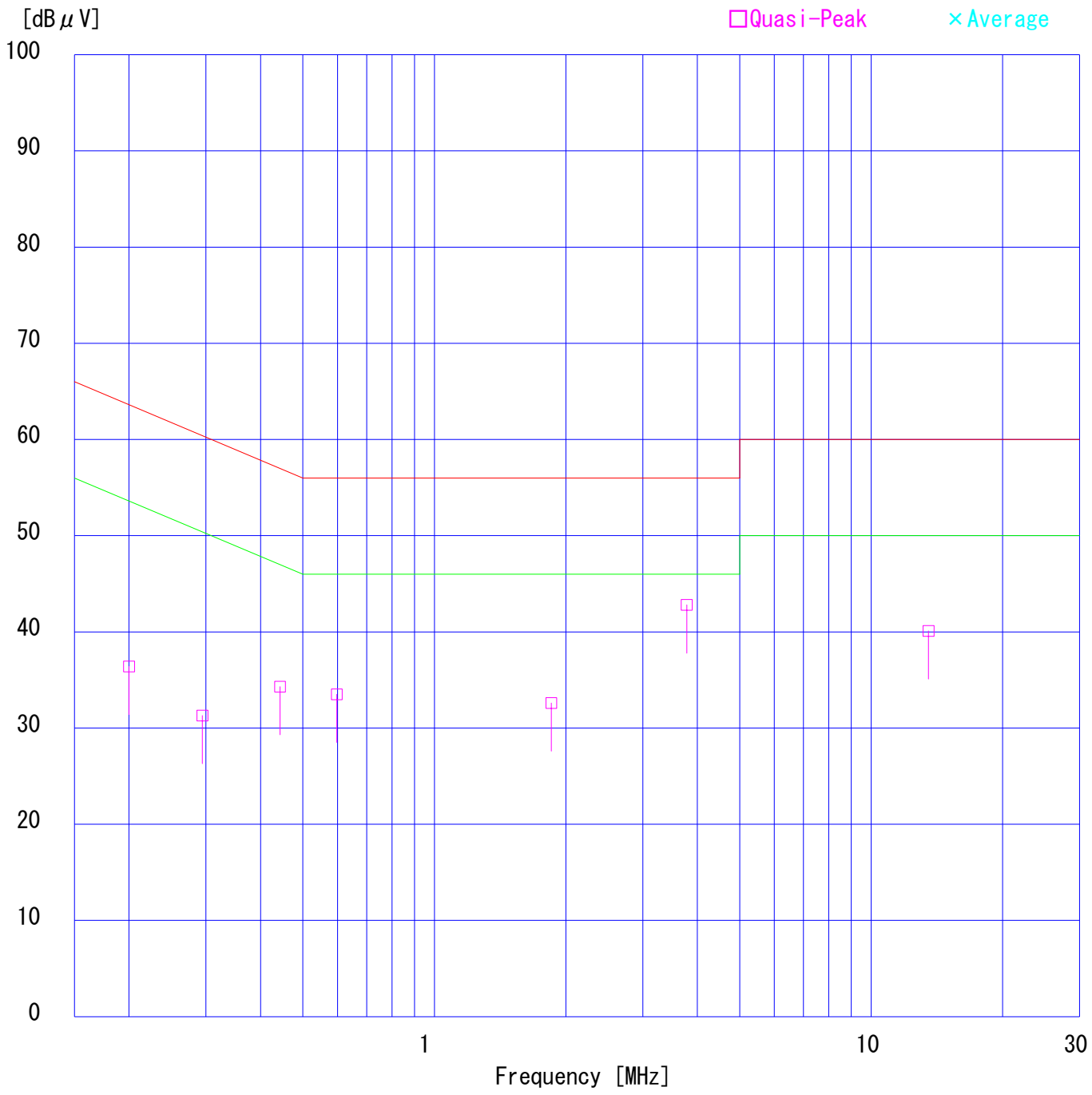

DATA OF CONDUCTION TEST CHART

UL Apex Co., Ltd.
YOKOWA No.1 SHIELD TEST ROOM
Report No.: 26JE0221-YW

Applicant	:	Samsung Electronics Co.,Ltd.
Kind of Equipment	:	DVD/VCR
Model No.	:	SLV-D570H
Serial No.	:	-
Power	:	AC120V/60Hz
Mode	:	DVD Play+VCR Rec(HDMI Out)
Remarks	:	
Date	:	6/5/2006
Phase	:	Single Phase
Temperature	:	23 ℃
Humidity	:	45 %
Regulation 1	:	FCC Part15B CLASS B(2003)
Regulation 2	:	None

Engineer : Tomoyuki Yamashita

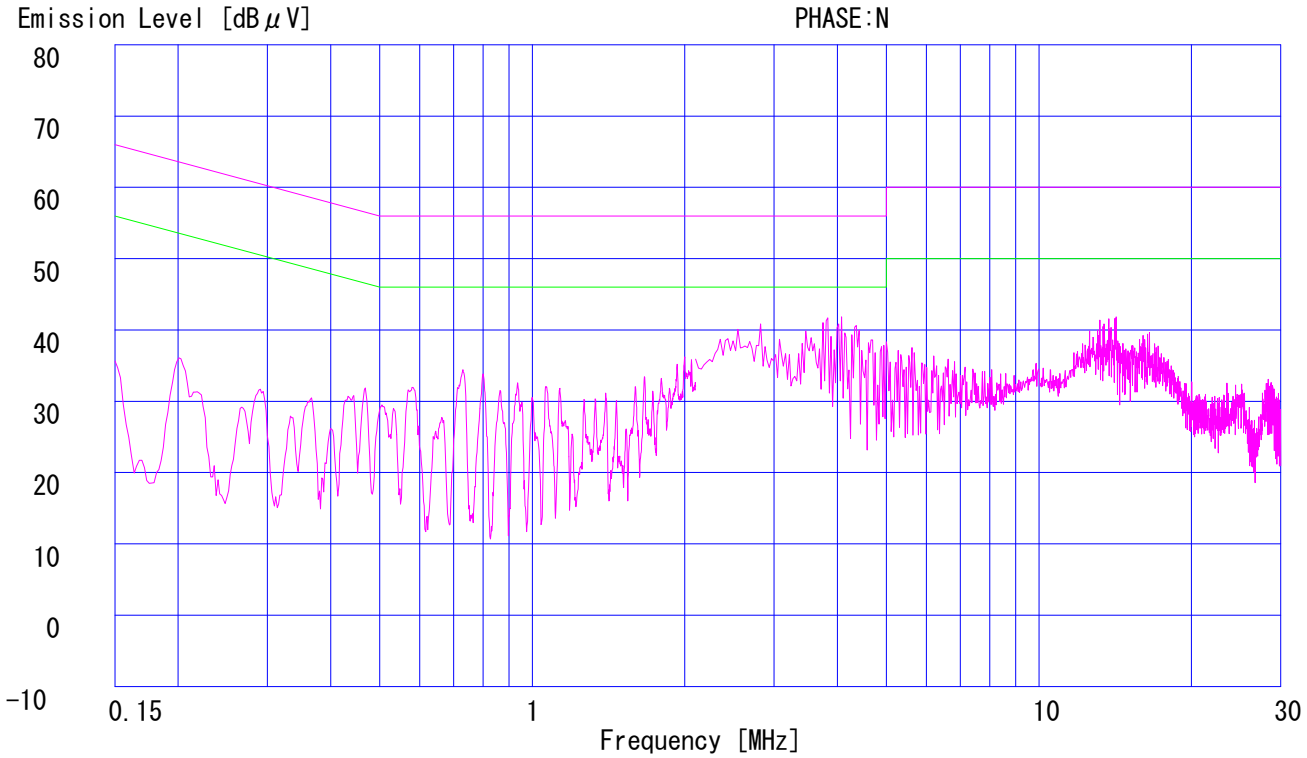

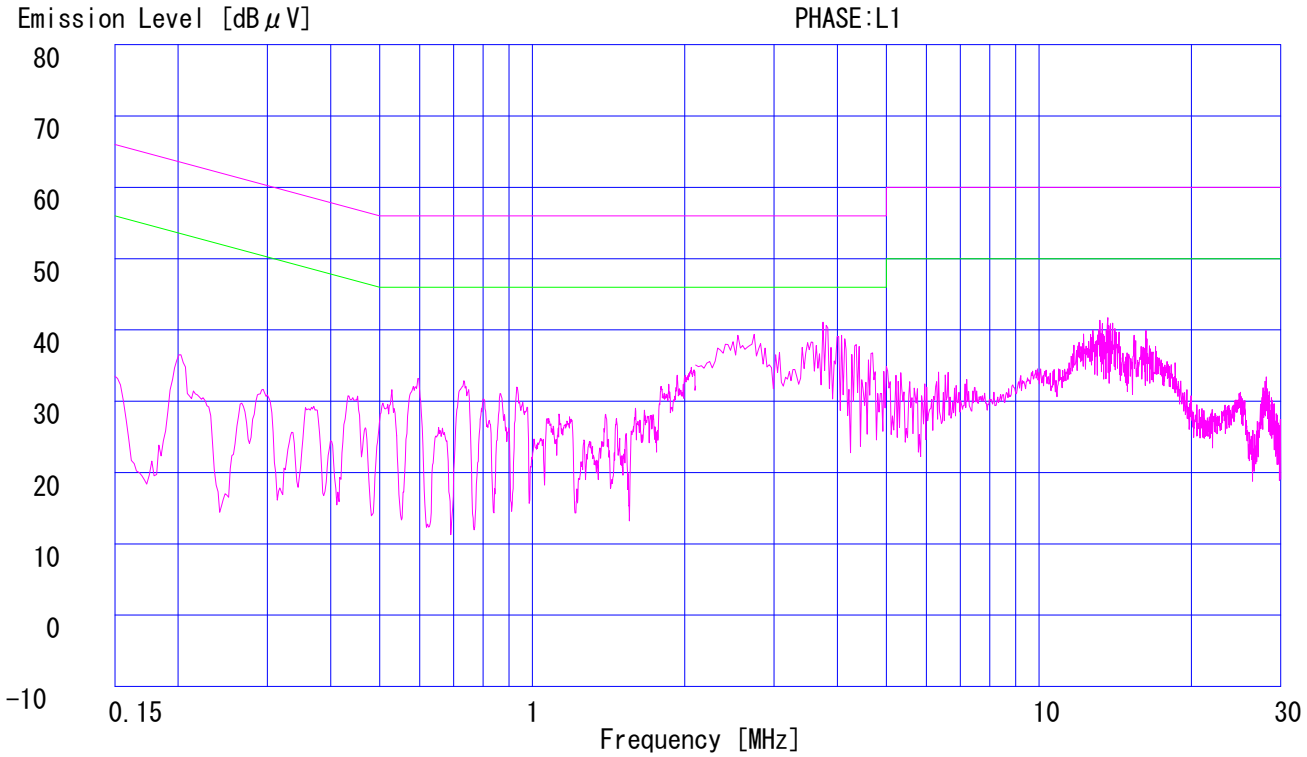

DATA OF RADIATION TEST

UL Apex Co., Ltd.
Yokowa EMC No.1 Open Test Site

COMPANY	: SAMSUNG ELECTRONICS Co.,LTD	REPORT No.	: 26JE0221-YW
EQUIPMENT	: DVD/VCR	REGULATION	: FCC PART15 B
MODEL No.	: SLV-D570H	TEST DISTANCE	: 3m
POWER	: AC120V/60Hz	ATTENUATION	: 101-847MHz 6dB
DESCRIPTION	: TV Reception (Analog)+VCR Rec		1030-1694MHz 0dB
		DATE	: 2006/06/06
		TEMP./HUMID.	: 21deg.C /56 %
		ENGINEER	: Masaya Minami

*C.Factor[dB]=ANT Factor + Cable Loss - Amp Gain
For the measurement above 1GHz, measurement of AV detector is performed only when the result of PK detector exceed the limit of AV.

CH.	FREQ [MHz]	READING(QP) HOR. [dBuV]	READING(QP) VER. [dBuV]			ANT TYPE	C.Factor [dBuV]	RESULT(QP) HOR. [dBuV/m]	RESULT(QP) VER. [dBuV/m]			LIMIT [QP] [dBuV/m]		MARGIN(QP) HOR. [dB]	MARGIN(QP) VER. [dB]		
VHF																	
2	101	28.8	35.2			BC	-11.1	17.7	24.1			43.5		25.8	19.4		
	202					BC						43.5		>15.0			
	303					LO						46.0					
	404					LO						46.0					
	505					LO						46.0					
	606					LO						46.0					
	707					LO						46.0					
	808					LO						46.0					
	909					LO						46.0					
		READING(PK) HOR. [dBuV]	READING(PK) VER. [dBuV]	READING(AV) HOR. [dBuV]	READING(AV) VER. [dBuV]	ANT TYPE	C.Factor [dBuV]	RESULT(PK) HOR. [dBuV/m]	RESULT(PK) VER. [dBuV/m]	RESULT(AV) HOR. [dBuV/m]	RESULT(AV) VER. [dBuV/m]	LIMIT [PK] [dBuV/m]	LIMIT [AV] [dBuV/m]	MARGIN(PK) HOR. [dB]	MARGIN(PK) VER. [dB]	MARGIN(AV) HOR. [dB]	MARGIN(AV) VER. [dB]
	1010					HO						74.0	54.0	>27.0		>10.0	
	1111					HO						74.0	54.0				
	1212					HO						74.0	54.0				
	1313					HO						74.0	54.0				
	1414					HO						74.0	54.0				
	1515					HO						74.0	54.0				
	1616					HO						74.0	54.0				
CH.	FREQ [MHz]	READING(QP) HOR. [dBuV]	READING(QP) VER. [dBuV]			ANT TYPE	C.Factor [dBuV]	RESULT(QP) HOR. [dBuV/m]	RESULT(QP) VER. [dBuV/m]			LIMIT [QP] [dBuV/m]		MARGIN(QP) HOR. [dB]	MARGIN(QP) VER. [dB]		
3	107	26.3	29.9			BC	-10.2	16.1	19.7			43.5		27.4	23.8		
	214					BC						43.5		＞15.0			
	321					LO						46.0					
	428					LO						46.0					
	535					LO						46.0					
	642					LO						46.0					
	749					LO						46.0					
	856					LO						46.0					
	963					LO						54.0					
		READING(PK) HOR. [dBuV]	READING(PK) VER. [dBuV]	READING(AV) HOR. [dBuV]	READING(AV) VER. [dBuV]	ANT TYPE	C.Factor [dBuV]	RESULT(PK) HOR. [dBuV/m]	RESULT(PK) VER. [dBuV/m]	RESULT(AV) HOR. [dBuV/m]	RESULT(AV) VER. [dBuV/m]	LIMIT [PK] [dBuV/m]	LIMIT [AV] [dBuV/m]	MARGIN(PK) HOR. [dB]	MARGIN(PK) VER. [dB]	MARGIN(AV) HOR. [dB]	MARGIN(AV) VER. [dB]
	1070					HO						74.0	54.0	>27.0		>10.0	
	1177					HO						74.0	54.0				
	1284					HO						74.0	54.0				
	1391					HO						74.0	54.0				
	1498					HO						74.0	54.0				
	1605					HO						74.0	54.0				
CH.	FREQ [MHz]	READING(QP) HOR. [dBuV]	READING(QP) VER. [dBuV]			ANT TYPE	C.Factor [dBuV]	RESULT(QP) HOR. [dBuV/m]	RESULT(QP) VER. [dBuV/m]			LIMIT [QP] [dBuV/m]		MARGIN(QP) HOR. [dB]	MARGIN(QP) VER. [dB]		
4	113	24.1	27.2			BC	-9.5	14.6	17.7			43.5		28.9	25.8		
	226					BC						46.0		＞15.0			
	339					LO						46.0					
	452					LO						46.0					
	565					LO						46.0					
	678					LO						46.0					
	791					LO						46.0					
	904					LO						46.0					
		READING(PK) HOR. [dBuV]	READING(PK) VER. [dBuV]	READING(AV) HOR. [dBuV]	READING(AV) VER. [dBuV]	ANT TYPE	C.Factor [dBuV]	RESULT(PK) HOR. [dBuV/m]	RESULT(PK) VER. [dBuV/m]	RESULT(AV) HOR. [dBuV/m]	RESULT(AV) VER. [dBuV/m]	LIMIT [PK] [dBuV/m]	LIMIT [AV] [dBuV/m]	MARGIN(PK) HOR. [dB]	MARGIN(PK) VER. [dB]	MARGIN(AV) HOR. [dB]	MARGIN(AV) VER. [dB]
	1017					HO						74.0	54.0	>27.0		>10.0	
	1130					HO						74.0	54.0				
	1243					HO						74.0	54.0				
	1356					HO						74.0	54.0				
	1469					HO						74.0	54.0				
	1582					HO						74.0	54.0				

DATA OF RADIATION TEST

UL Apex Co., Ltd.
Yokowa EMC No.1 Open Test Site

COMPANY	: SAMSUNG ELECTRONICS Co.,LTD	REPORT No.	: 26JE0221-YW
EQUIPMENT	: DVD/VCR	REGULATION	: FCC PART15 B
MODEL No.	: SLV-D570H	TEST DISTANCE	: 3m
POWER	: AC120V/60Hz	ATTENUATION	: 101-847MHz 6dB
DESCRIPTION	: TV Reception (Analog)+VCR Rec		1030-1694MHz 0dB
		DATE	: 2006/06/06
		TEMP./HUMID.	: 21deg.C /56 %
		ENGINEER	: Masaya Minami

*C.Factor[dB]=ANT Factor + Cable Loss - Amp Gain

For the measurement above 1GHz, measurement of AV detector is performed only when the result of PK detector exceed the limit of AV.

CH.	FREQ [MHz]	READING(QP) HOR. [dBuV]	READING(QP) VER. [dBuV]			ANT TYPE	C.Factor [dBuV]	RESULT(QP) HOR. [dBuV/m]	RESULT(QP) VER. [dBuV/m]			LIMIT [QP] [dBuV/m]		MARGIN(QP) HOR. [dB]	MARGIN(QP) VER. [dB]		
VHF																	
5	123	24.4	26.7			BC	-8.2	16.2	18.5			43.5		27.3	25.0		
	246					BC						46.0		＞15.0			
	369					LO						46.0					
	492					LO						46.0					
	615					LO						46.0					
	738					LO						46.0					
	861					LO						46.0					
	984					LO						54.0					
		READING(PK) HOR. [dBuV]	READING(PK) VER. [dBuV]	READING(AV) HOR. [dBuV]	READING(AV) VER. [dBuV]	ANT TYPE	C.Factor [dBuV]	RESULT(PK) HOR. [dBuV/m]	RESULT(PK) VER. [dBuV/m]	RESULT(AV) HOR. [dBuV/m]	RESULT(AV) VER. [dBuV/m]	LIMIT [PK] [dBuV/m]	LIMIT [AV] [dBuV/m]	MARGIN(PK) HOR. [dB]	MARGIN(PK) VER. [dB]	MARGIN(AV) HOR. [dB]	MARGIN(AV) VER. [dB]
	1107					HO						74.0	54.0	>27.0		>10.0	
	1230					HO						74.0	54.0				
	1353					HO						74.0	54.0				
	1476					HO						74.0	54.0				
	1599					HO						74.0	54.0				
CH.	FREQ [MHz]	READING(QP) HOR. [dBuV]	READING(QP) VER. [dBuV]			ANT TYPE	C.Factor [dBuV]	RESULT(QP) HOR. [dBuV/m]	RESULT(QP) VER. [dBuV/m]			LIMIT [QP] [dBuV/m]		MARGIN(QP) HOR. [dB]	MARGIN(QP) VER. [dB]		
6	129	23.6	25.1			BC	-7.8	15.8	17.3			43.5		27.7	26.2		
	258					BC						46.0		＞15.0			
	387					LO						46.0					
	516					LO						46.0					
	645					LO						46.0					
	774					LO						46.0					
	903					LO						46.0					
		READING(PK) HOR. [dBuV]	READING(PK) VER. [dBuV]	READING(AV) HOR. [dBuV]	READING(AV) VER. [dBuV]	ANT TYPE	C.Factor [dBuV]	RESULT(PK) HOR. [dBuV/m]	RESULT(PK) VER. [dBuV/m]	RESULT(AV) HOR. [dBuV/m]	RESULT(AV) VER. [dBuV/m]	LIMIT [PK] [dBuV/m]	LIMIT [AV] [dBuV/m]	MARGIN(PK) HOR. [dB]	MARGIN(PK) VER. [dB]	MARGIN(AV) HOR. [dB]	MARGIN(AV) VER. [dB]
	1032					HO						74.0	54.0	>27.0		>10.0	
	1161					HO						74.0	54.0				
	1290					HO						74.0	54.0				
	1419					HO						74.0	54.0				
	1548					HO						74.0	54.0				
	1677					HO						74.0	54.0				
CH.	FREQ [MHz]	READING(QP) HOR. [dBuV]	READING(QP) VER. [dBuV]			ANT TYPE	C.Factor [dBuV]	RESULT(QP) HOR. [dBuV/m]	RESULT(QP) VER. [dBuV/m]			LIMIT [QP] [dBuV/m]		MARGIN(QP) HOR. [dB]	MARGIN(QP) VER. [dB]		
7	221	24.8	25.3			BC	-3.9	20.9	21.4			46.0		25.1	24.6		
	442					LO						46.0		＞15.0			
	663					LO						46.0					
	884					LO						46.0					
		READING(PK) HOR. [dBuV]	READING(PK) VER. [dBuV]	READING(AV) HOR. [dBuV]	READING(AV) VER. [dBuV]	ANT TYPE	C.Factor [dBuV]	RESULT(PK) HOR. [dBuV/m]	RESULT(PK) VER. [dBuV/m]	RESULT(AV) HOR. [dBuV/m]	RESULT(AV) VER. [dBuV/m]	LIMIT [PK] [dBuV/m]	LIMIT [AV] [dBuV/m]	MARGIN(PK) HOR. [dB]	MARGIN(PK) VER. [dB]	MARGIN(AV) HOR. [dB]	MARGIN(AV) VER. [dB]
	1105					HO						74.0	54.0	>27.0		>10.0	
	1326					HO						74.0	54.0				
	1547					HO						74.0	54.0				
CH.	FREQ [MHz]	READING(QP) HOR. [dBuV]	READING(QP) VER. [dBuV]			ANT TYPE	C.Factor [dBuV]	RESULT(QP) HOR. [dBuV/m]	RESULT(QP) VER. [dBuV/m]			LIMIT [QP] [dBuV/m]		MARGIN(QP) HOR. [dB]	MARGIN(QP) VER. [dB]		
8	227	25.4	25.4			BC	-3.7	21.7	21.7			46.0		24.3	24.3		
	454					LO						46.0		>15.0			
	681					LO						46.0					
	908					LO						46.0					
		READING(PK) HOR. [dBuV]	READING(PK) VER. [dBuV]	READING(AV) HOR. [dBuV]	READING(AV) VER. [dBuV]	ANT TYPE	C.Factor [dBuV]	RESULT(PK) HOR. [dBuV/m]	RESULT(PK) VER. [dBuV/m]	RESULT(AV) HOR. [dBuV/m]	RESULT(AV) VER. [dBuV/m]	LIMIT [PK] [dBuV/m]	LIMIT [AV] [dBuV/m]	MARGIN(PK) HOR. [dB]	MARGIN(PK) VER. [dB]	MARGIN(AV) HOR. [dB]	MARGIN(AV) VER. [dB]
	1135					HO						74.0	54.0	>27.0		>10.0	
	1362					HO						74.0	54.0				
	1589					HO						74.0	54.0				

DATA OF RADIATION TEST

UL Apex Co., Ltd.
Yokowa EMC No.1 Open Test Site

COMPANY	: SAMSUNG ELECTRONICS Co.,LTD	REPORT No.	: 26JE0221-YW
EQUIPMENT	: DVD/VCR	REGULATION	: FCC PART15 B
MODEL No.	: SLV-D570H	TEST DISTANCE	: 3m
POWER	: AC120V/60Hz	ATTENUATION	: 101-847MHz 6dB
DESCRIPTION	: TV Reception (Analog)+VCR Rec		1030-1694MHz 0dB
		DATE	: 2006/06/06
		TEMP./HUMID.	: 21deg.C /56 %
		ENGINEER	: Masaya Minami

*C.Factor[dB]=ANT Factor + Cable Loss - Amp Gain
For the measurement above 1GHz, measurement of AV detector is performed only when the result of PK detector exceed the limit of AV.

CH.	FREQ [MHz]	READING(QP) HOR. [dBuV]	READING(QP) VER. [dBuV]			ANT TYPE	C.Factor [dBuV]	RESULT(QP) HOR. [dBuV/m]	RESULT(QP) VER. [dBuV/m]			LIMIT [QP] [dBuV/m]		MARGIN(QP) HOR. [dB]	MARGIN(QP) VER. [dB]		
VHF																	
9	233	26.1	25.5			BC	-3.7	22.4	21.8			46.0		23.6	24.2		
	466					LO						46.0		＞15.0			
	699					LO						46.0					
	932					LO						46.0					
		READING(PK) HOR. [dBuV]	READING(PK) VER. [dBuV]	READING(AV) HOR. [dBuV]	READING(AV) VER. [dBuV]	ANT TYPE	C.Factor [dBuV]	RESULT(PK) HOR. [dBuV/m]	RESULT(PK) VER. [dBuV/m]	RESULT(AV) HOR. [dBuV/m]	RESULT(AV) VER. [dBuV/m]	LIMIT [PK] [dBuV/m]	LIMIT [AV] [dBuV/m]	MARGIN(PK) HOR. [dB]	MARGIN(PK) VER. [dB]	MARGIN(AV) HOR. [dB]	MARGIN(AV) VER. [dB]
	1165					HO						74.0	54.0	>27.0		>10.0	
	1398					HO						74.0	54.0				
	1631					HO						74.0	54.0				
CH.	FREQ [MHz]	READING(QP) HOR. [dBuV]	READING(QP) VER. [dBuV]			ANT TYPE	C.Factor [dBuV]	RESULT(QP) HOR. [dBuV/m]	RESULT(QP) VER. [dBuV/m]			LIMIT [QP] [dBuV/m]		MARGIN(QP) HOR. [dB]	MARGIN(QP) VER. [dB]		
10	239	25.6	24.9			BC	-3.6	22.0	21.3			46.0		24.0	24.7		
	478					LO						46.0		＞15.0			
	717					LO						46.0					
	956					LO						46.0					
		READING(PK) HOR. [dBuV]	READING(PK) VER. [dBuV]	READING(AV) HOR. [dBuV]	READING(AV) VER. [dBuV]	ANT TYPE	C.Factor [dBuV]	RESULT(PK) HOR. [dBuV/m]	RESULT(PK) VER. [dBuV/m]	RESULT(AV) HOR. [dBuV/m]	RESULT(AV) VER. [dBuV/m]	LIMIT [PK] [dBuV/m]	LIMIT [AV] [dBuV/m]	MARGIN(PK) HOR. [dB]	MARGIN(PK) VER. [dB]	MARGIN(AV) HOR. [dB]	MARGIN(AV) VER. [dB]
	1195					HO						74.0	54.0	>27.0		>10.0	
	1434					HO						74.0	54.0				
	1673					HO						74.0	54.0				
CH.	FREQ [MHz]	READING(QP) HOR. [dBuV]	READING(QP) VER. [dBuV]			ANT TYPE	C.Factor [dBuV]	RESULT(QP) HOR. [dBuV/m]	RESULT(QP) VER. [dBuV/m]			LIMIT [QP] [dBuV/m]		MARGIN(QP) HOR. [dB]	MARGIN(QP) VER. [dB]		
11	245	25.0	24.9			BC	-3.5	21.5	21.4			46.0		24.5	24.6		
	490					LO						46.0		＞15.0			
	735					LO						46.0					
	980					LO						54.0					
		READING(PK) HOR. [dBuV]	READING(PK) VER. [dBuV]	READING(AV) HOR. [dBuV]	READING(AV) VER. [dBuV]	ANT TYPE	C.Factor [dBuV]	RESULT(PK) HOR. [dBuV/m]	RESULT(PK) VER. [dBuV/m]	RESULT(AV) HOR. [dBuV/m]	RESULT(AV) VER. [dBuV/m]	LIMIT [PK] [dBuV/m]	LIMIT [AV] [dBuV/m]	MARGIN(PK) HOR. [dB]	MARGIN(PK) VER. [dB]	MARGIN(AV) HOR. [dB]	MARGIN(AV) VER. [dB]
	1225					HO	-10.6					74.0	54.0	>27.0		>10.0	
	1470					HO	-9.3					74.0	54.0				
CH.	FREQ [MHz]	READING(QP) HOR. [dBuV]	READING(QP) VER. [dBuV]			ANT TYPE	C.Factor [dBuV]	RESULT(QP) HOR. [dBuV/m]	RESULT(QP) VER. [dBuV/m]			LIMIT [QP] [dBuV/m]		MARGIN(QP) HOR. [dB]	MARGIN(QP) VER. [dB]		
12	251	24.6	25.0			BC	-3.3	21.3	21.7			46.0		24.7	24.3		
	502					LO						46.0		＞15.0			
	753					LO						46.0					
		READING(PK) HOR. [dBuV]	READING(PK) VER. [dBuV]	READING(AV) HOR. [dBuV]	READING(AV) VER. [dBuV]	ANT TYPE	C.Factor [dBuV]	RESULT(PK) HOR. [dBuV/m]	RESULT(PK) VER. [dBuV/m]	RESULT(AV) HOR. [dBuV/m]	RESULT(AV) VER. [dBuV/m]	LIMIT [PK] [dBuV/m]	LIMIT [AV] [dBuV/m]	MARGIN(PK) HOR. [dB]	MARGIN(PK) VER. [dB]	MARGIN(AV) HOR. [dB]	MARGIN(AV) VER. [dB]
	1004					HO						74.0	54.0	>27.0		>10.0	
	1255					HO						74.0	54.0				
	1506					HO						74.0	54.0				
CH.	FREQ [MHz]	READING(QP) HOR. [dBuV]	READING(QP) VER. [dBuV]			ANT TYPE	C.Factor [dBuV]	RESULT(QP) HOR. [dBuV/m]	RESULT(QP) VER. [dBuV/m]			LIMIT [QP] [dBuV/m]		MARGIN(QP) HOR. [dB]	MARGIN(QP) VER. [dB]		
13	257	25.9	27.0			BC	-2.9	23.0	24.1			46.0		23.0	21.9		
	514					LO						46.0		＞15.0			
	771					LO						46.0					
		READING(PK) HOR. [dBuV]	READING(PK) VER. [dBuV]	READING(AV) HOR. [dBuV]	READING(AV) VER. [dBuV]	ANT TYPE	C.Factor [dBuV]	RESULT(PK) HOR. [dBuV/m]	RESULT(PK) VER. [dBuV/m]	RESULT(AV) HOR. [dBuV/m]	RESULT(AV) VER. [dBuV/m]	LIMIT [PK] [dBuV/m]	LIMIT [AV] [dBuV/m]	MARGIN(PK) HOR. [dB]	MARGIN(PK) VER. [dB]	MARGIN(AV) HOR. [dB]	MARGIN(AV) VER. [dB]
	1028					HO						74.0	54.0	>27.0		>10.0	
	1285					HO						74.0	54.0				
	1542					HO						74.0	54.0				

MF102(14.09.04)

DATA OF RADIATION TEST

UL Apex Co., Ltd.
Yokowa EMC No.1 Open Test Site

COMPANY	: SAMSUNG ELECTRONICS Co.,LTD	REPORT No.	: 26JE0221-YW
EQUIPMENT	: DVD/VCR	REGULATION	: FCC PART15 B
MODEL No.	: SLV-D570H	TEST DISTANCE	: 3m
POWER	: AC120V/60Hz	ATTENUATION	: 101-847MHz 6dB
DESCRIPTION	: TV Reception (Analog)+VCR Rec		1030-1694MHz 0dB
		DATE	: 2006/06/06
		TEMP./HUMID.	: 21deg.C /56 %
		ENGINEER	: Masaya Minami

*C.Factor[dB]=ANT Factor + Cable Loss - Amp Gain

For the measurement above 1GHz, measurement of AV detector is performed only when the result of PK detector exceed the limit of AV.

CH.	FREQ [MHz]	READING(QP) HOR. [dBuV]	VER.			ANT TYPE	C.Factor [dBuV]	RESULT(QP) HOR. [dBuV/m]	VER.			LIMIT [QP] [dBuV/m]		MARGIN(QP) HOR. [dB]	VER. [dB]		
UHF																	
14	517	31.9	31.1			LO	0.7	32.6	31.8			46.0		13.4	14.2		
		READING(PK) HOR. [dBuV]	VER.	READING(AV) HOR. [dBuV]	VER.	ANT TYPE	C.Factor [dBuV]	RESULT(PK) HOR. [dBuV/m]	VER.	RESULT(AV) HOR. [dBuV/m]	VER.	LIMIT [PK] [dBuV/m]	LIMIT [AV] [dBuV/m]	MARGIN(PK) HOR. [dB]	VER. [dB]	MARGIN(AV) HOR. [dB]	VER. [dB]
	1034					HO	-11.6					74.0	54.0	>27.0		>10.0	
	1551					HO	-8.7					74.0	54.0				
CH.	FREQ [MHz]	READING(QP) HOR. [dBuV]	VER.			ANT TYPE	C.Factor [dBuV]	RESULT(QP) HOR. [dBuV/m]	VER.			LIMIT [QP] [dBuV/m]		MARGIN(QP) HOR. [dB]	VER. [dB]		
19	547	29.3	27.7			LO	1.3	30.6	29.0			46.0		15.4	17.0		
		READING(PK) HOR. [dBuV]	VER.	READING(AV) HOR. [dBuV]	VER.	ANT TYPE	C.Factor [dBuV]	RESULT(PK) HOR. [dBuV/m]	VER.	RESULT(AV) HOR. [dBuV/m]	VER.	LIMIT [PK] [dBuV/m]	LIMIT [AV] [dBuV/m]	MARGIN(PK) HOR. [dB]	VER. [dB]	MARGIN(AV) HOR. [dB]	VER. [dB]
	1094					HO	-11.4					74.0	54.0	>27.0		>10.0	
	1641					HO	-8.0					74.0	54.0				
CH.	FREQ [MHz]	READING(QP) HOR. [dBuV]	VER.			ANT TYPE	C.Factor [dBuV]	RESULT(QP) HOR. [dBuV/m]	VER.			LIMIT [QP] [dBuV/m]		MARGIN(QP) HOR. [dB]	VER. [dB]		
28	601	27.6	30.4			LO	2.4	30.0	32.8			46.0	-	16.0	13.2		
		READING(PK) HOR. [dBuV]	VER.	READING(AV) HOR. [dBuV]	VER.	ANT TYPE	C.Factor [dBuV]	RESULT(PK) HOR. [dBuV/m]	VER.	RESULT(AV) HOR. [dBuV/m]	VER.	LIMIT [PK] [dBuV/m]	LIMIT [AV] [dBuV/m]	MARGIN(PK) HOR. [dB]	VER. [dB]	MARGIN(AV) HOR. [dB]	VER. [dB]
	1202					HO	-10.7					74.0	54.0	>27.0		>10.0	
CH.	FREQ [MHz]	READING(QP) HOR. [dBuV]	VER.			ANT TYPE	C.Factor [dBuV]	RESULT(QP) HOR. [dBuV/m]	VER.			LIMIT [QP] [dBuV/m]		MARGIN(QP) HOR. [dB]	VER. [dB]		
36	649	29.5	33.4			LO	3.3	32.8	36.7			46.0	-	13.2	9.3		
		READING(PK) HOR. [dBuV]	VER.	READING(AV) HOR. [dBuV]	VER.	ANT TYPE	C.Factor [dBuV]	RESULT(PK) HOR. [dBuV/m]	VER.	RESULT(AV) HOR. [dBuV/m]	VER.	LIMIT [PK] [dBuV/m]	LIMIT [AV] [dBuV/m]	MARGIN(PK) HOR. [dB]	VER. [dB]	MARGIN(AV) HOR. [dB]	VER. [dB]
	1298					HO	-10.1					74.0	54.0	>27.0		>10.0	
CH.	FREQ [MHz]	READING(QP) HOR. [dBuV]	VER.			ANT TYPE	C.Factor [dBuV]	RESULT(QP) HOR. [dBuV/m]	VER.			LIMIT [QP] [dBuV/m]		MARGIN(QP) HOR. [dB]	VER. [dB]		
44	697	26.4	31.8			LO	4.4	30.8	36.2			46.0	-	15.2	9.8		
		READING(PK) HOR. [dBuV]	VER.	READING(AV) HOR. [dBuV]	VER.	ANT TYPE	C.Factor [dBuV]	RESULT(PK) HOR. [dBuV/m]	VER.	RESULT(AV) HOR. [dBuV/m]	VER.	LIMIT [PK] [dBuV/m]	LIMIT [AV] [dBuV/m]	MARGIN(PK) HOR. [dB]	VER. [dB]	MARGIN(AV) HOR. [dB]	VER. [dB]
	1394					HO	-9.6					74.0	54.0	>27.0		>10.0	
CH.	FREQ [MHz]	READING(QP) HOR. [dBuV]	VER.			ANT TYPE	C.Factor [dBuV]	RESULT(QP) HOR. [dBuV/m]	VER.			LIMIT [QP] [dBuV/m]		MARGIN(QP) HOR. [dB]	VER. [dB]		
53	751	28.9	30.7			LO	5.7	34.6	36.4			46.0	-	11.4	9.6		
		READING(PK) HOR. [dBuV]	VER.	READING(AV) HOR. [dBuV]	VER.	ANT TYPE	C.Factor [dBuV]	RESULT(PK) HOR. [dBuV/m]	VER.	RESULT(AV) HOR. [dBuV/m]	VER.	LIMIT [PK] [dBuV/m]	LIMIT [AV] [dBuV/m]	MARGIN(PK) HOR. [dB]	VER. [dB]	MARGIN(AV) HOR. [dB]	VER. [dB]
	1502					HO	-9.0					74.0	54.0	>27.0		>10.0	
CH.	FREQ [MHz]	READING(QP) HOR. [dBuV]	VER.			ANT TYPE	C.Factor [dBuV]	RESULT(QP) HOR. [dBuV/m]	VER.			LIMIT [QP] [dBuV/m]		MARGIN(QP) HOR. [dB]	VER. [dB]		
61	799	32.2	34.4			LO	6.8	39.0	41.2			46.0	-	7.0	4.8		
		READING(PK) HOR. [dBuV]	VER.	READING(AV) HOR. [dBuV]	VER.	ANT TYPE	C.Factor [dBuV]	RESULT(PK) HOR. [dBuV/m]	VER.	RESULT(AV) HOR. [dBuV/m]	VER.	LIMIT [PK] [dBuV/m]	LIMIT [AV] [dBuV/m]	MARGIN(PK) HOR. [dB]	VER. [dB]	MARGIN(AV) HOR. [dB]	VER. [dB]
	1598					HO	-8.2					74.0	54.0	>27.0		>10.0	
CH.	FREQ [MHz]	READING(QP) HOR. [dBuV]	VER.			ANT TYPE	C.Factor [dBuV]	RESULT(QP) HOR. [dBuV/m]	VER.			LIMIT [QP] [dBuV/m]		MARGIN(QP) HOR. [dB]	VER. [dB]		
69	847	31.2	30.7			LO	7.7	38.9	38.4			46.0	-	7.1	7.6		
		READING(PK) HOR. [dBuV]	VER.	READING(AV) HOR. [dBuV]	VER.	ANT TYPE	C.Factor [dBuV]	RESULT(PK) HOR. [dBuV/m]	VER.	RESULT(AV) HOR. [dBuV/m]	VER.	LIMIT [PK] [dBuV/m]	LIMIT [AV] [dBuV/m]	MARGIN(PK) HOR. [dB]	VER. [dB]	MARGIN(AV) HOR. [dB]	VER. [dB]
	1694					HO	-7.5					74.0	54.0	>27.0		>10.0	

DATA OF RADIATION TEST

UL Apex Co., Ltd.
Yokowa EMC No.1 Open Test Site

COMPANY	: SAMSUNG ELECTRONICS Co.,LTD	REPORT No.	: 26JE0221-YW
EQUIPMENT	: DVD/VCR	REGULATION	: FCC PART15 B
MODEL No.	: SLV-D570H	TEST DISTANCE	: 3m
POWER	: AC120V/60Hz	ATTENUATION	: 101-847MHz 6dB
DESCRIPTION	: TV Reception (Analog)+VCR Rec		1030-1694MHz 0dB
		DATE	: 2006/06/06
		TEMP./HUMID.	: 21deg.C /56 %
		ENGINEER	: Masaya Minami

*C.Factor[dB]=ANT Factor + Cable Loss - Amp Gain

For the measurement above 1GHz, measurement of AV detector is performed only when the result of PK detector exceed the limit of AV.

CH.	FREQ [MHz]	READING(QP) HOR. [dBuV]	READING(QP) VER. [dBuV]			ANT TYPE	C.Factor [dBuV]	RESULT(QP) HOR. [dBuV/m]	RESULT(QP) VER. [dBuV/m]			LIMIT [QP] [dBuV/m]		MARGIN(QP) HOR. [dB]	MARGIN(QP) VER. [dB]		
CATV																	
1	119	24.1	26.7			BC	-8.6	15.5	18.1			43.5		28.0	25.4		
	238					BC						46.0		>15.0			
	357					LO						46.0					
	476					LO						46.0					
	595					LO						46.0					
	714					LO						46.0					
	833					LO						46.0					
	952					LO						46.0					
		READING(PK) HOR. [dBuV]	READING(PK) VER. [dBuV]	READING(AV) HOR. [dBuV]	READING(AV) VER. [dBuV]	ANT TYPE	C.Factor [dBuV]	RESULT(PK) HOR. [dBuV/m]	RESULT(PK) VER. [dBuV/m]	RESULT(AV) HOR. [dBuV/m]	RESULT(AV) VER. [dBuV/m]	LIMIT [PK] [dBuV/m]	LIMIT [AV] [dBuV/m]	MARGIN(PK) HOR. [dB]	MARGIN(PK) VER. [dB]	MARGIN(AV) HOR. [dB]	MARGIN(AV) VER. [dB]
	1071					HO						74.0	54.0	>27.0		>10.0	
	1190					HO						74.0	54.0				
	1309					HO						74.0	54.0				
	1428					HO						74.0	54.0				
	1547					HO						74.0	54.0				
	1666					HO						74.0	54.0				
CH.	FREQ [MHz]	READING(QP) HOR. [dBuV]	READING(QP) VER. [dBuV]			ANT TYPE	C.Factor [dBuV]	RESULT(QP) HOR. [dBuV/m]	RESULT(QP) VER. [dBuV/m]			LIMIT [QP] [dBuV/m]		MARGIN(QP) HOR. [dB]	MARGIN(QP) VER. [dB]		
95	137	23.9	25.1			BC	-7.1	16.8	18.0			43.5		26.7	25.5		
	274					BC						46.0		>15.0			
	411					LO						46.0					
	548					LO						46.0					
	685					LO						46.0					
	822					LO						46.0					
	959					LO						46.0					
		READING(PK) HOR. [dBuV]	READING(PK) VER. [dBuV]	READING(AV) HOR. [dBuV]	READING(AV) VER. [dBuV]	ANT TYPE	C.Factor [dBuV]	RESULT(PK) HOR. [dBuV/m]	RESULT(PK) VER. [dBuV/m]	RESULT(AV) HOR. [dBuV/m]	RESULT(AV) VER. [dBuV/m]	LIMIT [PK] [dBuV/m]	LIMIT [AV] [dBuV/m]	MARGIN(PK) HOR. [dB]	MARGIN(PK) VER. [dB]	MARGIN(AV) HOR. [dB]	MARGIN(AV) VER. [dB]
	1096					HO						74.0	54.0	>27.0		>10.0	
	1233					HO						74.0	54.0				
	1370					HO						74.0	54.0				
	1507					HO						74.0	54.0				
	1644					HO						74.0	54.0				
CH.	FREQ [MHz]	READING(QP) HOR. [dBuV]	READING(QP) VER. [dBuV]			ANT TYPE	C.Factor [dBuV]	RESULT(QP) HOR. [dBuV/m]	RESULT(QP) VER. [dBuV/m]			LIMIT [QP] [dBuV/m]		MARGIN(QP) HOR. [dB]	MARGIN(QP) VER. [dB]		
97	149	23.3	24.2			BC	-6.4	16.9	17.8			43.5		26.6	25.7		
	298					BC						46.0		>15.0			
	447					LO						46.0					
	596					LO						46.0					
	745					LO						46.0					
	894					LO						46.0					
		READING(PK) HOR. [dBuV]	READING(PK) VER. [dBuV]	READING(AV) HOR. [dBuV]	READING(AV) VER. [dBuV]	ANT TYPE	C.Factor [dBuV]	RESULT(PK) HOR. [dBuV/m]	RESULT(PK) VER. [dBuV/m]	RESULT(AV) HOR. [dBuV/m]	RESULT(AV) VER. [dBuV/m]	LIMIT [PK] [dBuV/m]	LIMIT [AV] [dBuV/m]	MARGIN(PK) HOR. [dB]	MARGIN(PK) VER. [dB]	MARGIN(AV) HOR. [dB]	MARGIN(AV) VER. [dB]
	1043					HO				-	-	74.0	54.0	>27.0		>10.0	
	1192					HO				-	-	74.0	54.0				
	1341					HO				-	-	74.0	54.0				
	1490					HO				-	-	74.0	54.0				
	1639					HO				-	-	74.0	54.0				
CH.	FREQ [MHz]	READING(QP) HOR. [dBuV]	READING(QP) VER. [dBuV]			ANT TYPE	C.Factor [dBuV]	RESULT(QP) HOR. [dBuV/m]	RESULT(QP) VER. [dBuV/m]			LIMIT [QP] [dBuV/m]		MARGIN(QP) HOR. [dB]	MARGIN(QP) VER. [dB]		
99	161	25.6	23.5			BC	-5.9	19.7	17.6			43.5		23.8	25.9		
	322					LO						46.0		>15.0			
	483					LO						46.0					
	644					LO						46.0					
	805					LO						46.0					
	966					LO						46.0					
		READING(PK) HOR. [dBuV]	READING(PK) VER. [dBuV]	READING(AV) HOR. [dBuV]	READING(AV) VER. [dBuV]	ANT TYPE	C.Factor [dBuV]	RESULT(PK) HOR. [dBuV/m]	RESULT(PK) VER. [dBuV/m]	RESULT(AV) HOR. [dBuV/m]	RESULT(AV) VER. [dBuV/m]	LIMIT [PK] [dBuV/m]	LIMIT [AV] [dBuV/m]	MARGIN(PK) HOR. [dB]	MARGIN(PK) VER. [dB]	MARGIN(AV) HOR. [dB]	MARGIN(AV) VER. [dB]
	1127					HO						74.0	54.0	>27.0		>10.0	
	1288					HO						74.0	54.0				
	1449					HO						74.0	54.0				
	1610					HO						74.0	54.0				

MF102(14.09.04)

DATA OF RADIATION TEST

UL Apex Co., Ltd.
Yokowa EMC No.1 Open Test Site

COMPANY	: SAMSUNG ELECTRONICS Co.,LTD	REPORT No.	: 26JE0221-YW
EQUIPMENT	: DVD/VCR	REGULATION	: FCC PART15 B
MODEL No.	: SLV-D570H	TEST DISTANCE	: 3m
POWER	: AC120V/60Hz	ATTENUATION	: 101-847MHz 6dB
DESCRIPTION	: TV Reception (Analog)+VCR Rec		1030-1694MHz 0dB
		DATE	: 2006/06/06
		TEMP./HUMID.	: 21deg.C /56 %
		ENGINEER	: Masaya Minami

*C.Factor[dB]=ANT Factor + Cable Loss - Amp Gain
For the measurement above 1GHz, measurement of AV detector is performed only when the result of PK detector exceed the limit of AV.

CH.	FREQ [MHz]	READING(QP) HOR. [dBuV]	READING(QP) VER. [dBuV]			ANT TYPE	C.Factor [dBuV]	RESULT(QP) HOR. [dBuV/m]	RESULT(QP) VER. [dBuV/m]			LIMIT [QP] [dBuV/m]		MARGIN(QP) HOR. [dB]	MARGIN(QP) VER. [dB]		
CATV																	
14	167	25.7	25.6			BC	-5.4	20.3	20.2			43.5		23.2	23.3		
	334					LO						46.0		>15.0			
	501					LO						46.0					
	668					LO						46.0					
	835					LO						46.0					
		READING(PK) HOR. [dBuV]	READING(PK) VER. [dBuV]	READING(AV) HOR. [dBuV]	READING(AV) VER. [dBuV]	ANT TYPE	C.Factor [dBuV]	RESULT(PK) HOR. [dBuV/m]	RESULT(PK) VER. [dBuV/m]	RESULT(AV) HOR. [dBuV/m]	RESULT(AV) VER. [dBuV/m]	LIMIT [PK] [dBuV/m]	LIMIT [AV] [dBuV/m]	MARGIN(PK) HOR. [dB]	MARGIN(PK) VER. [dB]	MARGIN(AV) HOR. [dB]	MARGIN(AV) VER. [dB]
	1002					HO						74.0	54.0	>27.0		>10.0	
	1169					HO						74.0	54.0				
	1336					HO						74.0	54.0				
	1503					HO						74.0	54.0				
	1670					HO						74.0	54.0				
CH.	FREQ [MHz]	READING(QP) HOR. [dBuV]	READING(QP) VER. [dBuV]			ANT TYPE	C.Factor [dBuV]	RESULT(QP) HOR. [dBuV/m]	RESULT(QP) VER. [dBuV/m]			LIMIT [QP] [dBuV/m]		MARGIN(QP) HOR. [dB]	MARGIN(QP) VER. [dB]		
18	191	26.9	27.8			BC	-4.2	22.7	23.6			43.5		20.8	19.9		
	382					LO						46.0		>15.0			
	573					LO						46.0					
	764					LO						46.0					
	955					LO						46.0					
		READING(PK) HOR. [dBuV]	READING(PK) VER. [dBuV]	READING(AV) HOR. [dBuV]	READING(AV) VER. [dBuV]	ANT TYPE	C.Factor [dBuV]	RESULT(PK) HOR. [dBuV/m]	RESULT(PK) VER. [dBuV/m]	RESULT(AV) HOR. [dBuV/m]	RESULT(AV) VER. [dBuV/m]	LIMIT [PK] [dBuV/m]	LIMIT [AV] [dBuV/m]	MARGIN(PK) HOR. [dB]	MARGIN(PK) VER. [dB]	MARGIN(AV) HOR. [dB]	MARGIN(AV) VER. [dB]
	1146					HO						74.0	54.0	>27.0		>10.0	
	1337					HO						74.0	54.0				
	1528					HO						74.0	54.0				
CH.	FREQ [MHz]	READING(QP) HOR. [dBuV]	READING(QP) VER. [dBuV]			ANT TYPE	C.Factor [dBuV]	RESULT(QP) HOR. [dBuV/m]	RESULT(QP) VER. [dBuV/m]			LIMIT [QP] [dBuV/m]		MARGIN(QP) HOR. [dB]	MARGIN(QP) VER. [dB]		
22	215	24.1	24.6			BC	-4.0	20.1	20.6			43.5		23.4	22.9		
	430					LO						46.0		>15.0			
	645					LO						46.0					
	860					LO						46.0					
		READING(PK) HOR. [dBuV]	READING(PK) VER. [dBuV]	READING(AV) HOR. [dBuV]	READING(AV) VER. [dBuV]	ANT TYPE	C.Factor [dBuV]	RESULT(PK) HOR. [dBuV/m]	RESULT(PK) VER. [dBuV/m]	RESULT(AV) HOR. [dBuV/m]	RESULT(AV) VER. [dBuV/m]	LIMIT [PK] [dBuV/m]	LIMIT [AV] [dBuV/m]	MARGIN(PK) HOR. [dB]	MARGIN(PK) VER. [dB]	MARGIN(AV) HOR. [dB]	MARGIN(AV) VER. [dB]
	1075					HO						74.0	54.0	>27.0		>10.0	
	1290					HO						74.0	54.0				
	1505					HO						74.0	54.0				
CH.	FREQ [MHz]	READING(QP) HOR. [dBuV]	READING(QP) VER. [dBuV]			ANT TYPE	C.Factor [dBuV]	RESULT(QP) HOR. [dBuV/m]	RESULT(QP) VER. [dBuV/m]			LIMIT [QP] [dBuV/m]		MARGIN(QP) HOR. [dB]	MARGIN(QP) VER. [dB]		
23	263	25.2	25.8			BC	-2.4	22.8	23.4			46.0	46.0	23.2	22.6		
	526					LO						46.0	46.0				
	789					LO						46.0	46.0				
		READING(PK) HOR. [dBuV]	READING(PK) VER. [dBuV]	READING(AV) HOR. [dBuV]	READING(AV) VER. [dBuV]	ANT TYPE	C.Factor [dBuV]	RESULT(PK) HOR. [dBuV/m]	RESULT(PK) VER. [dBuV/m]	RESULT(AV) HOR. [dBuV/m]	RESULT(AV) VER. [dBuV/m]	LIMIT [PK] [dBuV/m]	LIMIT [AV] [dBuV/m]	MARGIN(PK) HOR. [dB]	MARGIN(PK) VER. [dB]	MARGIN(AV) HOR. [dB]	MARGIN(AV) VER. [dB]
	1052					HO						74.0	54.0	>27.0		>10.0	
	1315					HO						74.0	54.0				
	1578					HO						74.0	54.0				
CH.	FREQ [MHz]	READING(QP) HOR. [dBuV]	READING(QP) VER. [dBuV]			ANT TYPE	C.Factor [dBuV]	RESULT(QP) HOR. [dBuV/m]	RESULT(QP) VER. [dBuV/m]			LIMIT [QP] [dBuV/m]		MARGIN(QP) HOR. [dB]	MARGIN(QP) VER. [dB]		
29	299	26.1	27.5			BC	0.7	26.8	28.2			46.0	46.0	19.2	17.8		
	598					LO						46.0	46.0	>15.0			
	897					LO						46.0	46.0				
		READING(PK) HOR. [dBuV]	READING(PK) VER. [dBuV]	READING(AV) HOR. [dBuV]	READING(AV) VER. [dBuV]	ANT TYPE	C.Factor [dBuV]	RESULT(PK) HOR. [dBuV/m]	RESULT(PK) VER. [dBuV/m]	RESULT(AV) HOR. [dBuV/m]	RESULT(AV) VER. [dBuV/m]	LIMIT [PK] [dBuV/m]	LIMIT [AV] [dBuV/m]	MARGIN(PK) HOR. [dB]	MARGIN(PK) VER. [dB]	MARGIN(AV) HOR. [dB]	MARGIN(AV) VER. [dB]
	1196					HO						74.0	54.0	>27.0		>10.0	
	1495					HO						74.0	54.0				

DATA OF RADIATION TEST

UL Apex Co., Ltd.
Yokowa EMC No1. Open Test Site

COMPANY	: SAMSUNG ELECTRONICS Co.,LTD	REPORT No.	: 26JE0221-YW
EQUIPMENT	: DVD/VCR	REGULATION	: FCC PART15 B
MODEL No.	: SLV-D570H	TEST DISTANCE	: 3m
POWER	: AC120V/60Hz	ATTENUATION	: 101-847MHz 6dB
DESCRIPTION	: TV Reception (Analog)+VCR Rec		1030-1694MHz 0dB
		DATE	: 2006/06/06
		TEMP./HUMID.	: 21deg.C /56 %
		ENGINEER	: Masaya Minami

*C.Factor[dB]=ANT Factor + Cable Loss - Amp Gain

For the measurement above 1GHz, measurement of AV detector is performed only when the result of PK detector exceed the limit of AV.

CH.	FREQ [MHz]	READING(QP) HOR. [dBuV]	READING(QP) VER. [dBuV]			ANT TYPE	C.Factor [dBuV]	RESULT(QP) HOR. [dBuV/m]	RESULT(QP) VER. [dBuV/m]			LIMIT [QP] [dBuV/m]		MARGIN(QP) HOR. [dB]	MARGIN(QP) VER. [dB]		
CATV																	
36	341	27.9	31.5			LO	-2.7	25.2	28.8			46.0	46.0	20.8	17.2		
	682					LO						46.0	46.0	>15.0			
		READING(PK) HOR. [dBuV]	READING(PK) VER. [dBuV]	READING(AV) HOR. [dBuV]	READING(AV) VER. [dBuV]	ANT TYPE	C.Factor [dBuV]	RESULT(PK) HOR. [dBuV/m]	RESULT(PK) VER. [dBuV/m]	RESULT(AV) HOR. [dBuV/m]	RESULT(AV) VER. [dBuV/m]	LIMIT [PK] [dBuV/m]	LIMIT [AV] [dBuV/m]	MARGIN(PK) HOR. [dB]	MARGIN(PK) VER. [dB]	MARGIN(AV) HOR. [dB]	MARGIN(AV) VER. [dB]
	1023					HO	-11.7					74.0	54.0	>27.0		>10.0	
	1364					HO	-9.8					74.0	54.0				
CH.	FREQ [MHz]	READING(QP) HOR. [dBuV]	READING(QP) VER. [dBuV]			ANT TYPE	C.Factor [dBuV]	RESULT(QP) HOR. [dBuV/m]	RESULT(QP) VER. [dBuV/m]			LIMIT [QP] [dBuV/m]		MARGIN(QP) HOR. [dB]	MARGIN(QP) VER. [dB]		
37	347	28.5	31.1			LO	-2.6	25.9	28.5			46.0	46.0	20.1	17.5		
	694					LO						46.0	46.0	>15.0			
		READING(PK) HOR. [dBuV]	READING(PK) VER. [dBuV]	READING(AV) HOR. [dBuV]	READING(AV) VER. [dBuV]	ANT TYPE	C.Factor [dBuV]	RESULT(PK) HOR. [dBuV/m]	RESULT(PK) VER. [dBuV/m]	RESULT(AV) HOR. [dBuV/m]	RESULT(AV) VER. [dBuV/m]	LIMIT [PK] [dBuV/m]	LIMIT [AV] [dBuV/m]	MARGIN(PK) HOR. [dB]	MARGIN(PK) VER. [dB]	MARGIN(AV) HOR. [dB]	MARGIN(AV) VER. [dB]
	1041					HO	-11.6					74.0	54.0	>27.0		>10.0	
	1388					HO	-9.8					74.0	54.0				
CH.	FREQ [MHz]	READING(QP) HOR. [dBuV]	READING(QP) VER. [dBuV]			ANT TYPE	C.Factor [dBuV]	RESULT(QP) HOR. [dBuV/m]	RESULT(QP) VER. [dBuV/m]			LIMIT [QP] [dBuV/m]		MARGIN(QP) HOR. [dB]	MARGIN(QP) VER. [dB]		
65	515	31.3	32.2			LO	0.7	32.0	32.9			46.0	46.0	14.0	13.1		
		READING(PK) HOR. [dBuV]	READING(PK) VER. [dBuV]	READING(AV) HOR. [dBuV]	READING(AV) VER. [dBuV]	ANT TYPE	C.Factor [dBuV]	RESULT(PK) HOR. [dBuV/m]	RESULT(PK) VER. [dBuV/m]	RESULT(AV) HOR. [dBuV/m]	RESULT(AV) VER. [dBuV/m]	LIMIT [PK] [dBuV/m]	LIMIT [AV] [dBuV/m]	MARGIN(PK) HOR. [dB]	MARGIN(PK) VER. [dB]	MARGIN(AV) HOR. [dB]	MARGIN(AV) VER. [dB]
	1030					HO	-11.6					74.0	54.0	>27.0		>10.0	
	1545					HO	-9.8					74.0	54.0				
CH.	FREQ [MHz]	READING(QP) HOR. [dBuV]	READING(QP) VER. [dBuV]			ANT TYPE	C.Factor [dBuV]	RESULT(QP) HOR. [dBuV/m]	RESULT(QP) VER. [dBuV/m]			LIMIT [QP] [dBuV/m]		MARGIN(QP) HOR. [dB]	MARGIN(QP) VER. [dB]		
94	689	27.1	29.9			LO	4.3	31.4	34.2			46.0	46.0	14.6	11.8		
		READING(PK) HOR. [dBuV]	READING(PK) VER. [dBuV]	READING(AV) HOR. [dBuV]	READING(AV) VER. [dBuV]	ANT TYPE	C.Factor [dBuV]	RESULT(PK) HOR. [dBuV/m]	RESULT(PK) VER. [dBuV/m]	RESULT(AV) HOR. [dBuV/m]	RESULT(AV) VER. [dBuV/m]	LIMIT [PK] [dBuV/m]	LIMIT [AV] [dBuV/m]	MARGIN(PK) HOR. [dB]	MARGIN(PK) VER. [dB]	MARGIN(AV) HOR. [dB]	MARGIN(AV) VER. [dB]
	1378					HO	-9.8					74.0	54.0	＞27.0		＞10.0	
CH.	FREQ [MHz]	READING(QP) HOR. [dBuV]	READING(QP) VER. [dBuV]			ANT TYPE	C.Factor [dBuV]	RESULT(QP) HOR. [dBuV/m]	RESULT(QP) VER. [dBuV/m]			LIMIT [QP] [dBuV/m]		MARGIN(QP) HOR. [dB]	MARGIN(QP) VER. [dB]		
100	695	26.5	30.3			LO	4.3	30.8	34.6			46.0	46.0	15.2	11.4		
		READING(PK) HOR. [dBuV]	READING(PK) VER. [dBuV]	READING(AV) HOR. [dBuV]	READING(AV) VER. [dBuV]	ANT TYPE	C.Factor [dBuV]	RESULT(PK) HOR. [dBuV/m]	RESULT(PK) VER. [dBuV/m]	RESULT(AV) HOR. [dBuV/m]	RESULT(AV) VER. [dBuV/m]	LIMIT [PK] [dBuV/m]	LIMIT [AV] [dBuV/m]	MARGIN(PK) HOR. [dB]	MARGIN(PK) VER. [dB]	MARGIN(AV) HOR. [dB]	MARGIN(AV) VER. [dB]
	1390					HO	-9.7					74.0	54.0	＞27.0		＞10.0	
CH.	FREQ [MHz]	READING(QP) HOR. [dBuV]	READING(QP) VER. [dBuV]			ANT TYPE	C.Factor [dBuV]	RESULT(QP) HOR. [dBuV/m]	RESULT(QP) VER. [dBuV/m]			LIMIT [QP] [dBuV/m]		MARGIN(QP) HOR. [dB]	MARGIN(QP) VER. [dB]		
113	773	32.2	34.7			LO	6.1	38.3	40.8			46.0	46.0	7.7	5.2		
		READING(PK) HOR. [dBuV]	READING(PK) VER. [dBuV]	READING(AV) HOR. [dBuV]	READING(AV) VER. [dBuV]	ANT TYPE	C.Factor [dBuV]	RESULT(PK) HOR. [dBuV/m]	RESULT(PK) VER. [dBuV/m]	RESULT(AV) HOR. [dBuV/m]	RESULT(AV) VER. [dBuV/m]	LIMIT [PK] [dBuV/m]	LIMIT [AV] [dBuV/m]	MARGIN(PK) HOR. [dB]	MARGIN(PK) VER. [dB]	MARGIN(AV) HOR. [dB]	MARGIN(AV) VER. [dB]
	1546					HO	-8.7					74.0	54.0	＞27.0		＞10.0	
CH.	FREQ [MHz]	READING(QP) HOR. [dBuV]	READING(QP) VER. [dBuV]			ANT TYPE	C.Factor [dBuV]	RESULT(QP) HOR. [dBuV/m]	RESULT(QP) VER. [dBuV/m]			LIMIT [QP] [dBuV/m]		MARGIN(QP) HOR. [dB]	MARGIN(QP) VER. [dB]		
124	839	32.1	31.5			LO	7.5	39.6	39.0			46.0	46.0	6.4	7.0		
		READING(PK) HOR. [dBuV]	READING(PK) VER. [dBuV]	READING(AV) HOR. [dBuV]	READING(AV) VER. [dBuV]	ANT TYPE	C.Factor [dBuV]	RESULT(PK) HOR. [dBuV/m]	RESULT(PK) VER. [dBuV/m]	RESULT(AV) HOR. [dBuV/m]	RESULT(AV) VER. [dBuV/m]	LIMIT [PK] [dBuV/m]	LIMIT [AV] [dBuV/m]	MARGIN(PK) HOR. [dB]	MARGIN(PK) VER. [dB]	MARGIN(AV) HOR. [dB]	MARGIN(AV) VER. [dB]
	1678					HO	-7.7					74.0	54.0	＞27.0		＞10.0	

DATA OF RADIATION TEST

UL Apex Co., Ltd.
YOKOWA No.3 OPEN TEST SITE
Report No.: 26JE0221-YW

Applicant : Samsung Electronics Co.,Ltd.
Kind of Equipment : DVD/VCR
Model No. : SLV-D570H
Serial No. : -
Power : AC120V/60Hz
Mode : TV Reception+VCR Rec
Remarks : 0dBmV,2ch Receiving
Date : 5/29/2006
Test Distance : 3 m
Temperature : 24 ℃ Engineer : Masaya Minami
Humidity : 41 %
Regulation : FCC Part15B CLASS B

No.	FREQ. [MHz]	ANT TYPE	READING HOR [dBμV]	READING VER [dBμV]	ANT FACTOR [dB/m]	AMP GAIN [dB]	CABLE LOSS [dB]	ATTEN. [dB]	RESULT HOR [dBμV/m]	RESULT VER [dBμV/m]	LIMITS [dBμV/m]	MARGIN HOR [dB]	MARGIN VER [dB]
1.	42.51	BB	27.3	42.3	13.5	28.0	1.2	5.8	19.8	34.8	40.0	20.2	5.2

CALCULATION: READING + ANT.FACTOR + CABLE LOSS - AMP.GAIN + ATTEN.

Expect for the above table : adequate margin data below the limits.
ANT.TYPE : 30-300MHz Biconical,300-1000MHz Logperiodic

DATA OF RADIATION TEST

UL Apex Co., Ltd.
YOKOWA No.3 OPEN TEST SITE
Report No.: 26JE0221-YW

Applicant	: Samsung Electronics Co.,Ltd.		
Kind of Equipment	: DVD/VCR		
Model No.	: SLV-D570H		
Serial No.	: -		
Power	: AC120V/60Hz		
Mode	: TV Reception+VCR Rec		
Remarks	: 0dBmV,2ch Receiving		
Date	: 5/29/2006		
Test Distance	: 3 m		
Temperature	: 24 ℃	Engineer	: Masaya Minami
Humidity	: 41 %		
Regulation	: FCC Part15B CLASS B		

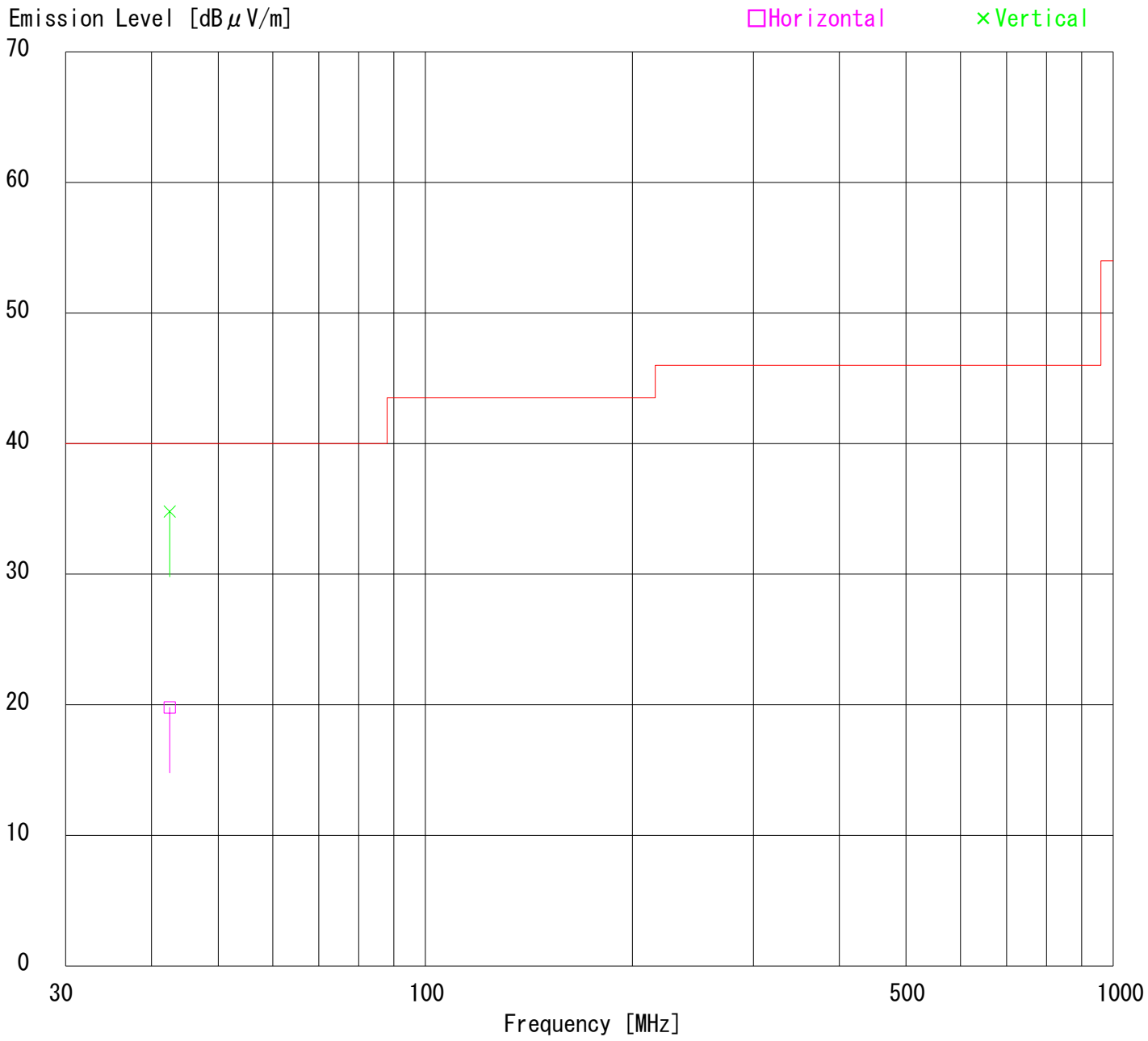

DATA OF RADIATION TEST

UL Apex Co., Ltd.
YOKOWA No.3 OPEN TEST SITE
Report No.: 26JE0221-YW

Applicant : Samsung Electronics Co.,Ltd.
Kind of Equipment : DVD/VCR
Model No. : SLV-D570H
Serial No. : -
Power : AC120V/60Hz
Mode : TV Reception+VCR Rec
Remarks : 25dBmV,2ch Receiving
Date : 5/29/2006
Test Distance : 3 m
Temperature : 24 ℃ Engineer : Masaya Minami
Humidity : 41 %
Regulation : FCC Part15B CLASS B

No.	FREQ. [MHz]	ANT TYPE	READING HOR [dBμV]	READING VER [dBμV]	ANT FACTOR [dB/m]	AMP GAIN [dB]	CABLE LOSS [dB]	ATTEN. [dB]	RESULT HOR [dBμV/m]	RESULT VER [dBμV/m]	LIMITS [dBμV/m]	MARGIN HOR [dB]	MARGIN VER [dB]
1.	42.43	BB	27.6	42.6	13.5	28.0	1.2	5.8	20.1	35.1	40.0	19.9	4.9
2.	162.00	BB	26.6	30.4	15.7	27.9	2.7	5.8	22.9	26.7	43.5	20.6	16.8
3.	237.08	BB	28.6	29.5	17.6	27.7	3.4	5.8	27.7	28.6	46.0	18.3	17.4
4.	270.00	BB	33.3	29.7	18.7	27.7	3.7	5.8	33.8	30.2	46.0	12.2	15.8
5.	304.83	BB	36.1	37.1	16.6	27.8	4.0	5.9	34.8	35.8	46.0	11.2	10.2
6.	378.00	BB	36.5	27.8	18.1	27.8	4.6	5.9	37.3	28.6	46.0	8.7	17.4
7.	486.00	BB	31.0	32.5	20.0	27.8	5.4	5.9	34.5	36.0	46.0	11.5	10.0
8.	540.00	BB	33.9	30.5	20.3	27.7	5.7	5.9	38.1	34.7	46.0	7.9	11.3
9.	648.00	BB	27.5	30.8	20.9	27.3	6.2	5.9	33.2	36.5	46.0	12.8	9.5
10.	918.00	BB	27.3	26.7	24.2	27.0	7.4	5.9	37.8	37.2	46.0	8.2	8.8
11.	972.00	BB	33.1	31.0	26.0	27.0	7.7	6.0	45.8	43.7	54.0	8.2	10.3

CALCULATION: READING + ANT.FACTOR + CABLE LOSS - AMP.GAIN + ATTEN.

Expect for the above table : adequate margin data below the limits.
ANT.TYPE : 30-300MHz Biconical,300-1000MHz Logperiodic

DATA OF RADIATION TEST

UL Apex Co., Ltd.
YOKOWA No.3 OPEN TEST SITE
Report No.: 26JE0221-YW

Applicant	: Samsung Electronics Co.,Ltd.		
Kind of Equipment	: DVD/VCR		
Model No.	: SLV-D570H		
Serial No.	: -		
Power	: AC120V/60Hz		
Mode	: TV Reception+VCR Rec		
Remarks	: 25dBmV,2ch Receiving		
Date	: 5/29/2006		
Test Distance	: 3 m		
Temperature	: 24 ℃	Engineer	: Masaya Minami
Humidity	: 41 %		
Regulation	: FCC Part15B CLASS B		

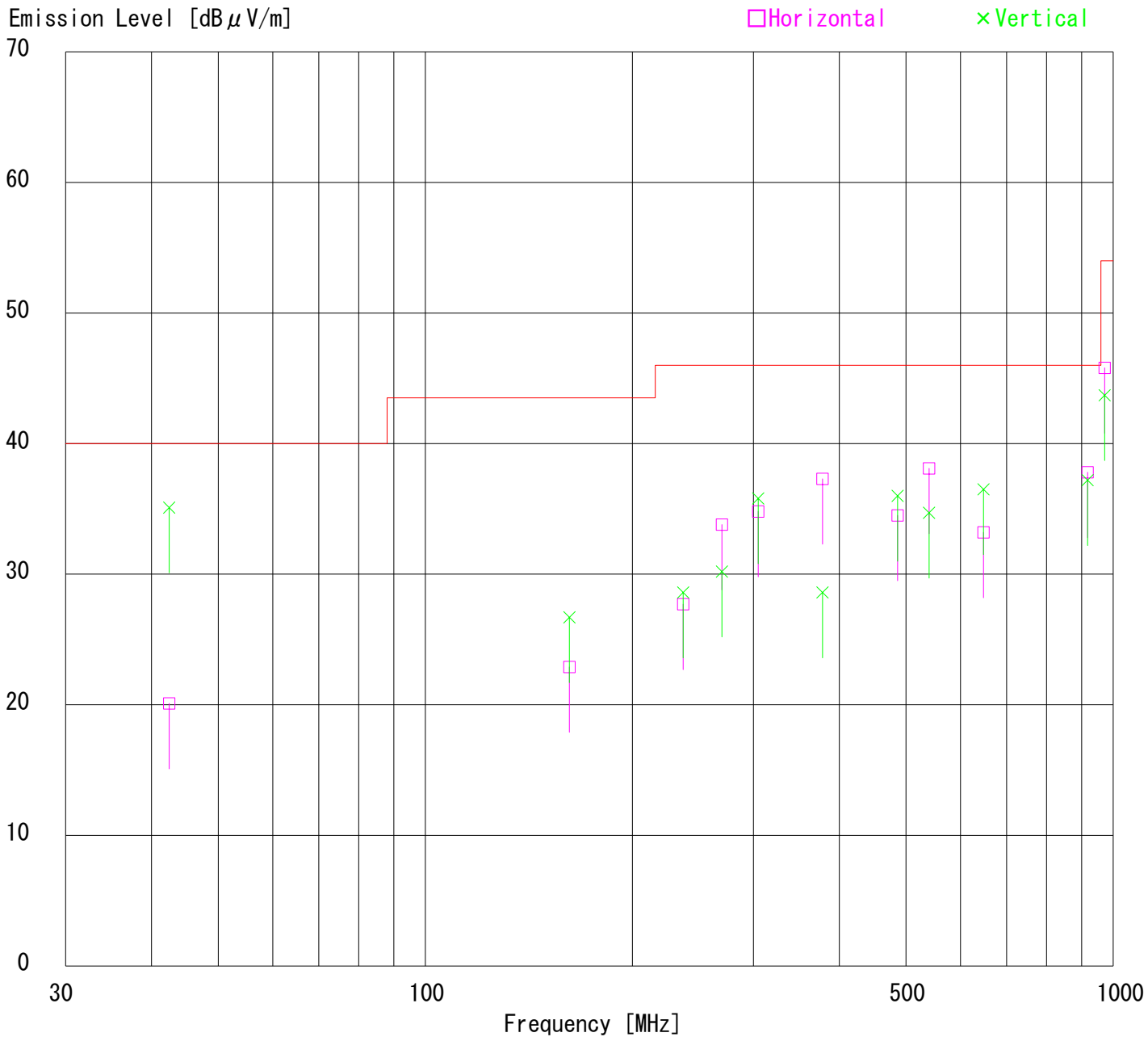

DATA OF RADIATION TEST

UL Apex Co., Ltd.
YOKOWA No.1 OPEN TEST SITE
Report No.: 26JE0221-YW

Applicant : Samsung Electronics Co.,Ltd.
Kind of Equipment : DVD/VCR
Model No. : SLV-D570H
Serial No. : -
Power : AC 120V/60Hz
Mode : TV Reception+VCR Rec(25dBmV)
Remarks :
Date : 6/5/2006
Test Distance : 3 m
Temperature : 23 ℃ **Engineer : Tomoyuki Yamashita**
Humidity : 54 %
Regulation : FCC Part15B CLASS B(Average Limit / Upper1GHz)

No.	FREQ. [MHz]	ANT TYPE	READING HOR [dBμV]	READING VER [dBμV]	ANT FACTOR [dB/m]	AMP GAIN [dB]	CABLE LOSS [dB]	ATTEN. [dB]	RESULT HOR [dBμV/m]	RESULT VER [dBμV/m]	LIMITS [dBμV/m]	MARGIN HOR [dB]	MARGIN VER [dB]
1.	1080.00	BB	55.6	51.7	24.5	37.4	1.8	0.0	44.5	40.6	54.0	9.5	13.4
2.	1188.08	BB	51.1	46.3	24.8	37.2	1.9	0.0	40.6	35.8	54.0	13.4	18.2
3.	1512.12	BB	48.6	50.7	25.7	36.8	2.3	0.0	39.8	41.9	54.0	14.2	12.1
4.	1620.00	BB	54.5	51.2	25.8	36.7	2.4	0.0	46.0	42.7	54.0	8.0	11.3

CALCULATION: READING + ANT.FACTOR + CABLE LOSS - AMP.GAIN + ATTEN.

Except for the above table: adequate margin data below the limits.
ANT. Type:1000MHz- Horn

Page:

DATA OF RADIATION TEST

UL Apex Co., Ltd.
YOKOWA No.1 OPEN TEST SITE
Report No.: 26JE0221-YW

Applicant	:	Samsung Electronics Co.,Ltd.
Kind of Equipment	:	DVD/VCR
Model No.	:	SLV-D570H
Serial No.	:	-
Power	:	AC 120V/60Hz
Mode	:	TV Reception+VCR Rec(25dBmV)
Remarks	:	
Date	:	6/5/2006
Test Distance	:	3 m
Temperature	:	23 ℃
Humidity	:	54 %
Regulation	:	FCC Part15B CLASS B(Average Limit / Upper1GHz)

Engineer : Tomoyuki Yamashita

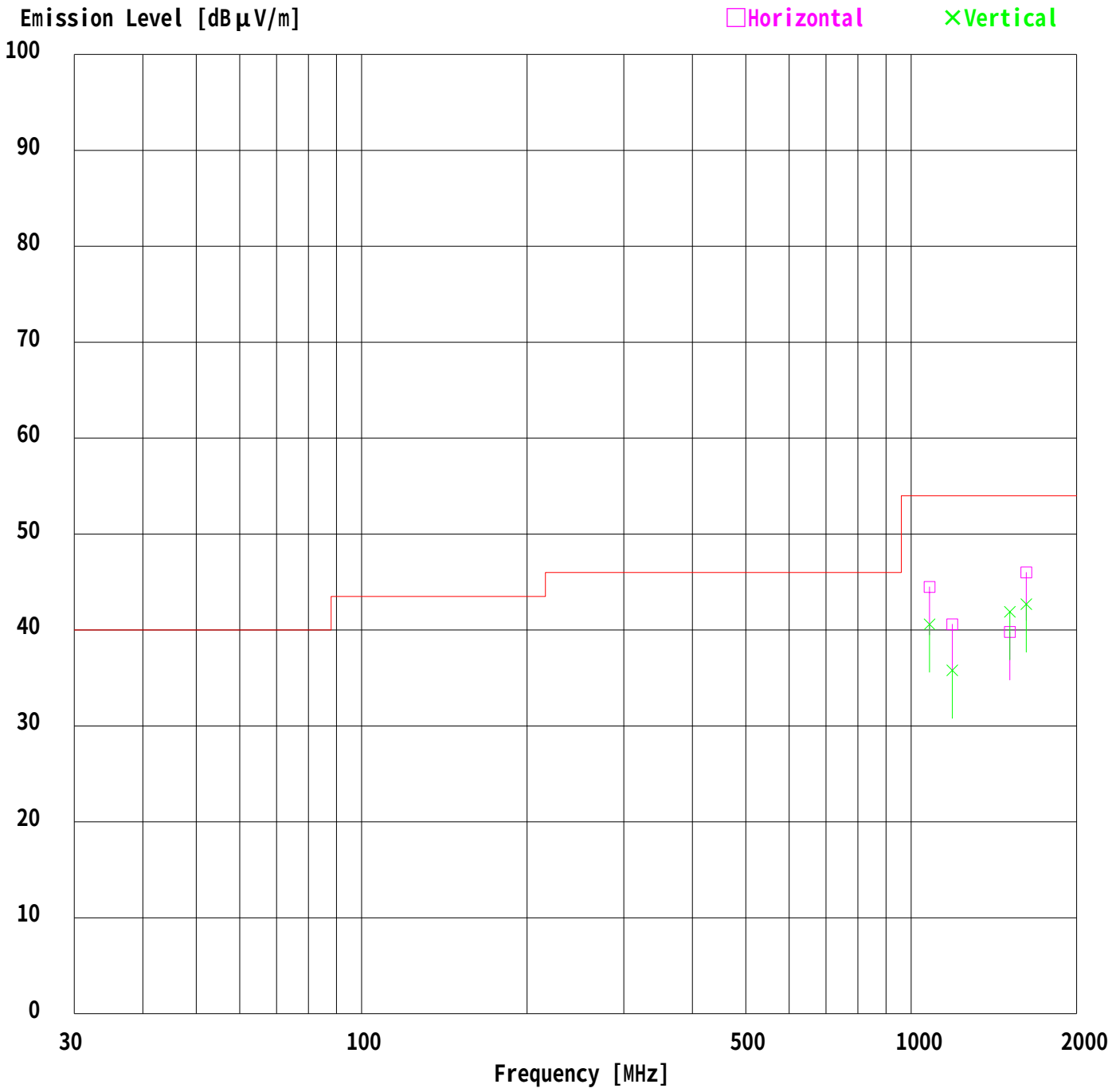

DATA OF RADIATION TEST

UL Apex Co., Ltd.
YOKOWA No.1 OPEN TEST SITE
Report No.: 26JE0221-YW

Applicant : Samsung Electronics Co.,Ltd.
Kind of Equipment : DVD/VCR
Model No. : SLV-D570H
Serial No. : -
Power : AC 120V/60Hz
Mode : TV Reception+VCR Rec(25dBmV)
Remarks :
Date : 6/5/2006
Test Distance : 3 m
Temperature : 23 ℃ **Engineer : Tomoyuki Yamashita**
Humidity : 52 %
Regulation : FCC Part15B CLASS B(Peak Limit / Upper1GHz)

No.	FREQ. [MHz]	ANT TYPE	READING HOR [dBμV]	READING VER [dBμV]	ANT FACTOR [dB/m]	AMP GAIN [dB]	CABLE LOSS [dB]	ATTEN. [dB]	RESULT HOR [dBμV/m]	RESULT VER [dBμV/m]	LIMITS [dBμV/m]	MARGIN HOR [dB]	MARGIN VER [dB]
1.	1080.00	BB	58.0	55.4	24.5	37.4	1.8	0.0	46.9	44.3	74.0	27.1	29.7
2.	1188.08	BB	54.6	51.3	24.8	37.2	1.9	0.0	44.1	40.8	74.0	29.9	33.2
3.	1512.12	BB	52.8	53.3	25.7	36.8	2.3	0.0	44.0	44.5	74.0	30.0	29.5
4.	1620.00	BB	57.0	54.3	25.8	36.7	2.4	0.0	48.5	45.8	74.0	25.5	28.2

CALCULATION: READING + ANT.FACTOR + CABLE LOSS - AMP.GAIN + ATTEN.

Except for the above table: adequate margin data below the limits.
ANT. Type:1000MHz- Horn

Page:

DATA OF RADIATION TEST

UL Apex Co., Ltd.
YOKOWA No.1 OPEN TEST SITE
Report No.: 26JE0221-YW

Applicant	:	Samsung Electronics Co.,Ltd.
Kind of Equipment	:	DVD/VCR
Model No.	:	SLV-D570H
Serial No.	:	-
Power	:	AC 120V/60Hz
Mode	:	TV Reception+VCR Rec(25dBmV)
Remarks	:	
Date	:	6/5/2006
Test Distance	:	3 m
Temperature	:	23 ℃
Humidity	:	52 %
Regulation	:	FCC Part15B CLASS B(Peak Limit / Upper1GHz)

Engineer : Tomoyuki Yamashita

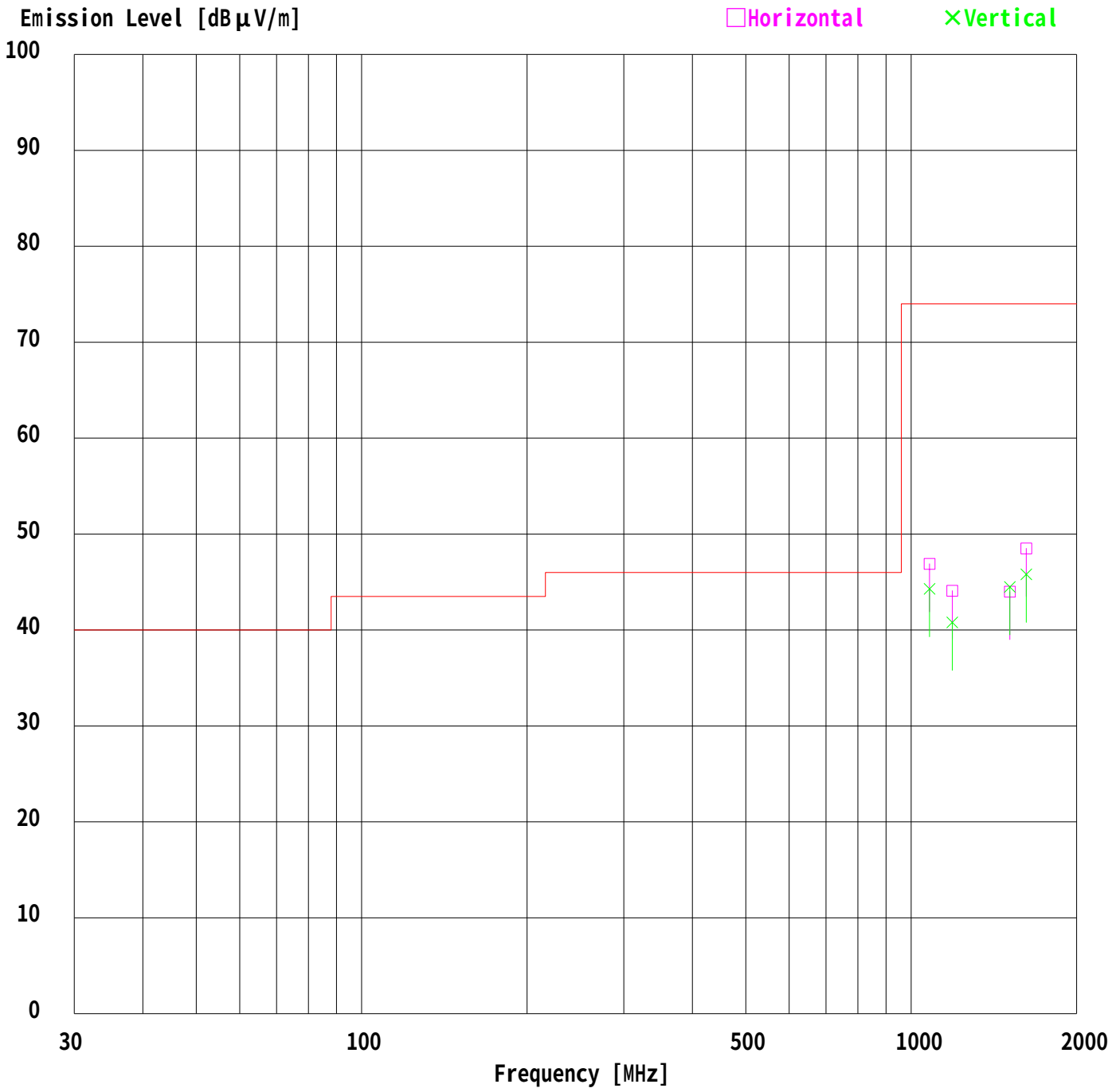

DATA OF RADIATION TEST

UL Apex Co., Ltd.
YOKOWA No.3 OPEN TEST SITE
Report No.: 26JE0221-YW

Applicant : Samsung Electronics Co.,Ltd.
Kind of Equipment : DVD/VCR
Model No. : SLV-D570H
Serial No. : -
Power : AC120V/60Hz
Mode : AV Input1+VCR Rec
Remarks : 1Vp-p
Date : 5/29/2006
Test Distance : 3 m
Temperature : 24 ℃ Engineer : Masaya Minami
Humidity : 41 %
Regulation : FCC Part15B CLASS B

No.	FREQ. [MHz]	ANT TYPE	READING HOR [dBμV]	READING VER [dBμV]	ANT FACTOR [dB/m]	AMP GAIN [dB]	CABLE LOSS [dB]	ATTEN. [dB]	RESULT HOR [dBμV/m]	RESULT VER [dBμV/m]	LIMITS [dBμV/m]	MARGIN HOR [dB]	MARGIN VER [dB]
1.	540.00	BB	34.8	30.3	20.3	27.7	5.7	5.9	39.0	34.5	46.0	7.0	11.5

CALCULATION: READING + ANT.FACTOR + CABLE LOSS - AMP.GAIN + ATTEN.

Expect for the above table : adequate margin data below the limits.
ANT.TYPE : 30-300MHz Biconical,300-1000MHz Logperiodic

DATA OF RADIATION TEST

UL Apex Co., Ltd.
YOKOWA No.3 OPEN TEST SITE
Report No.: 26JE0221-YW

Applicant	: Samsung Electronics Co.,Ltd.		
Kind of Equipment	: DVD/VCR		
Model No.	: SLV-D570H		
Serial No.	: -		
Power	: AC120V/60Hz		
Mode	: AV Input1+VCR Rec		
Remarks	: 1Vp-p		
Date	: 5/29/2006		
Test Distance	: 3 m		
Temperature	: 24 ℃	Engineer	: Masaya Minami
Humidity	: 41 %		
Regulation	: FCC Part15B CLASS B		

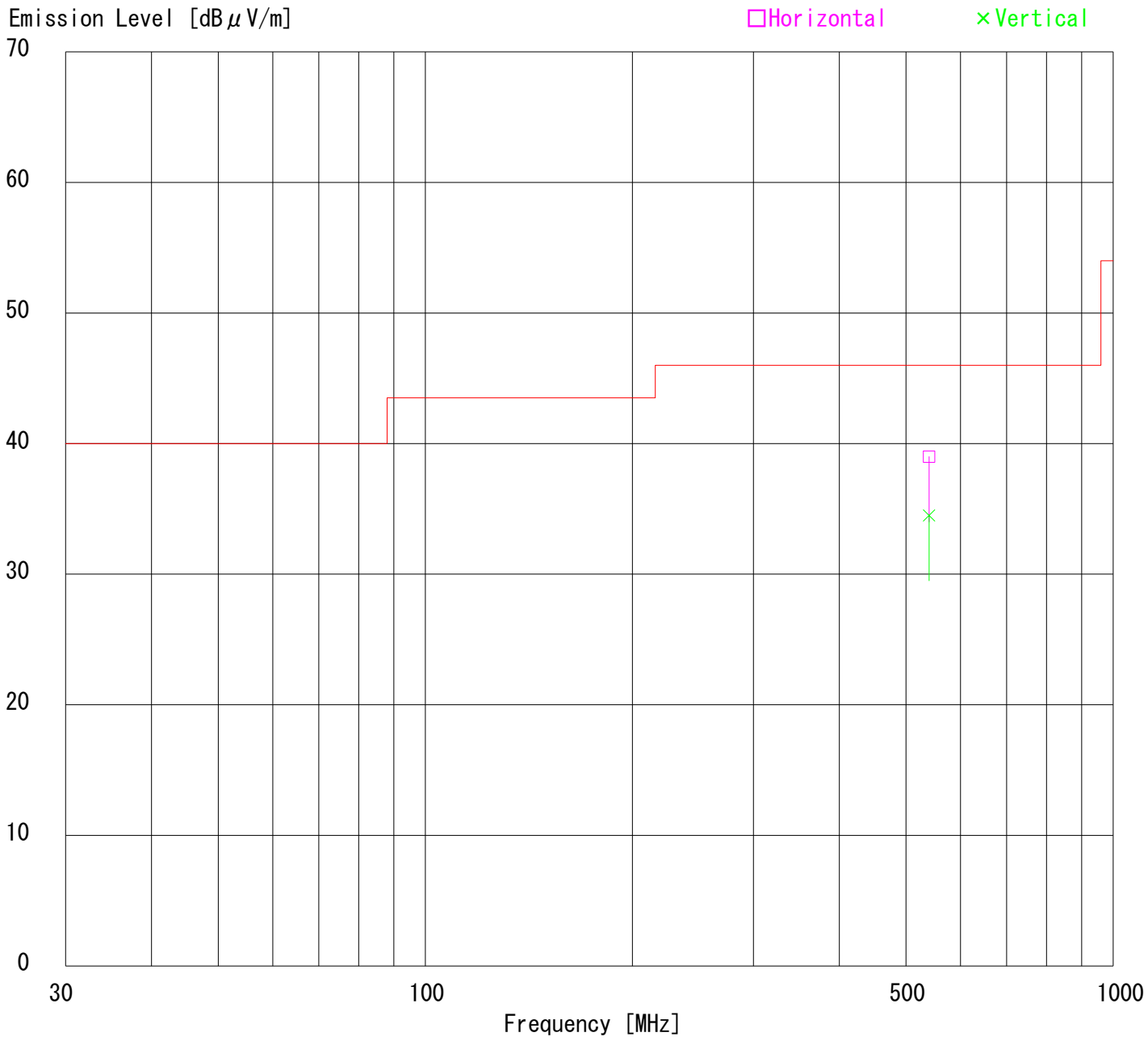

DATA OF RADIATION TEST

UL Apex Co., Ltd.
YOKOWA No.3 OPEN TEST SITE
Report No.: 26JE0221-YW

Applicant : Samsung Electronics Co.,Ltd.
Kind of Equipment : DVD/VCR
Model No. : SLV-D570H
Serial No. : -
Power : AC120V/60Hz
Mode : AV Input1+VCR Rec
Remarks : 5Vp-p
Date : 5/29/2006
Test Distance : 3 m
Temperature : 24 ℃ Engineer : Masaya Minami
Humidity : 41 %
Regulation : FCC Part15B CLASS B

No.	FREQ. [MHz]	ANT TYPE	READING HOR [dBμV]	READING VER [dBμV]	ANT FACTOR [dB/m]	AMP GAIN [dB]	CABLE LOSS [dB]	ATTEN. [dB]	RESULT HOR [dBμV/m]	RESULT VER [dBμV/m]	LIMITS [dBμV/m]	MARGIN HOR [dB]	MARGIN VER [dB]
1.	162.00	BB	25.2	33.1	15.7	27.9	2.7	5.8	21.5	29.4	43.5	22.0	14.1
2.	237.09	BB	28.1	28.1	17.6	27.7	3.4	5.8	27.2	27.2	46.0	18.8	18.8
3.	270.00	BB	30.2	28.2	18.7	27.7	3.7	5.8	30.7	28.7	46.0	15.3	17.3
4.	304.83	BB	36.0	36.6	16.6	27.8	4.0	5.9	34.7	35.3	46.0	11.3	10.7
5.	378.00	BB	36.1	30.2	18.1	27.8	4.6	5.9	36.9	31.0	46.0	9.1	15.0
6.	486.00	BB	30.4	28.4	20.0	27.8	5.4	5.9	33.9	31.9	46.0	12.1	14.1
7.	540.00	BB	34.8	30.5	20.3	27.7	5.7	5.9	39.0	34.7	46.0	7.0	11.3
8.	648.00	BB	28.0	30.2	20.9	27.3	6.2	5.9	33.7	35.9	46.0	12.3	10.1
9.	702.00	BB	29.3	30.3	21.4	27.1	6.5	5.9	36.0	37.0	46.0	10.0	9.0
10.	918.00	BB	26.1	25.7	24.2	27.0	7.4	5.9	36.6	36.2	46.0	9.4	9.8
11.	972.00	BB	32.7	30.5	26.0	27.0	7.7	6.0	45.4	43.2	54.0	8.6	10.8

CALCULATION: READING + ANT.FACTOR + CABLE LOSS - AMP.GAIN + ATTEN.

Expect for the above table : adequate margin data below the limits.
ANT.TYPE : 30-300MHz Biconical,300-1000MHz Logperiodic

DATA OF RADIATION TEST

UL Apex Co., Ltd.
YOKOWA No.3 OPEN TEST SITE
Report No.: 26JE0221-YW

Applicant	: Samsung Electronics Co.,Ltd.		
Kind of Equipment	: DVD/VCR		
Model No.	: SLV-D570H		
Serial No.	: -		
Power	: AC120V/60Hz		
Mode	: AV Input1+VCR Rec		
Remarks	: 5Vp-p		
Date	: 5/29/2006		
Test Distance	: 3 m		
Temperature	: 24 ℃	Engineer	: Masaya Minami
Humidity	: 41 %		
Regulation	: FCC Part15B CLASS B		

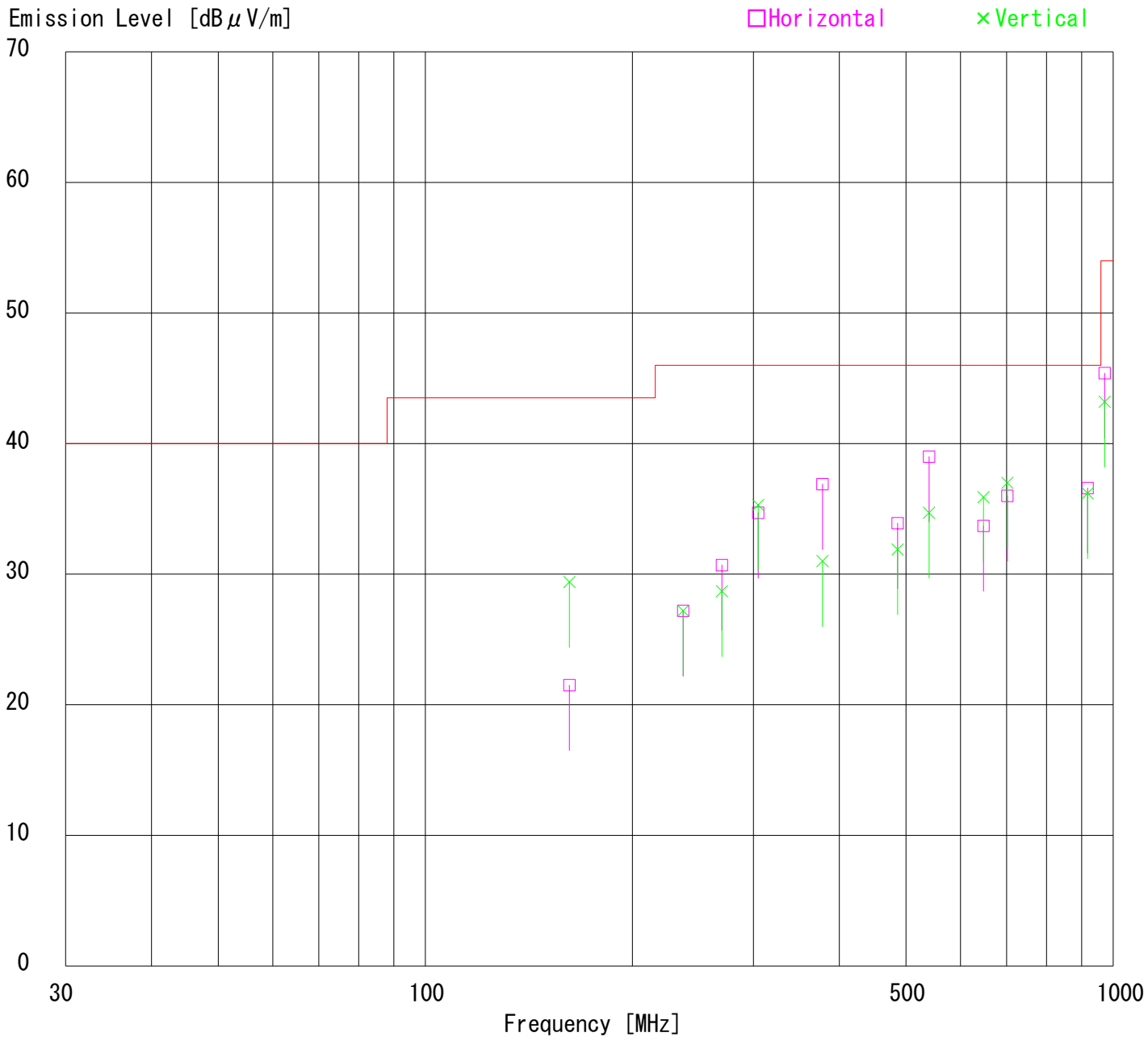

DATA OF RADIATION TEST

UL Apex Co., Ltd.
YOKOWA No.1 OPEN TEST SITE
Report No.: 26JE0221-YW

Applicant : Samsung Electronics Co.,Ltd.
Kind of Equipment : DVD/VCR
Model No. : SLV-D570H
Serial No. : -
Power : AC 120V/60Hz
Mode : AV Input1+VCR Rec(5Vp-p)
Remarks :
Date : 6/5/2006
Test Distance : 3 m
Temperature : 23 ℃ **Engineer : Tomoyuki Yamashita**
Humidity : 52 %
Regulation : FCC Part15B CLASS B(Average Limit / Upper1GHz)

No.	FREQ. [MHz]	ANT TYPE	READING HOR [dBμV]	READING VER [dBμV]	ANT FACTOR [dB/m]	AMP GAIN [dB]	CABLE LOSS [dB]	ATTEN. [dB]	RESULT HOR [dBμV/m]	RESULT VER [dBμV/m]	LIMITS [dBμV/m]	MARGIN HOR [dB]	MARGIN VER [dB]
1.	1080.12	BB	53.7	57.0	24.5	37.4	1.8	0.0	42.6	45.9	54.0	11.4	8.1
2.	1296.14	BB	50.4	51.3	25.1	37.1	2.1	0.0	40.5	41.4	54.0	13.5	12.6
3.	1512.12	BB	48.5	54.6	25.7	36.8	2.3	0.0	39.7	45.8	54.0	14.3	8.2
4.	1620.12	BB	56.0	58.2	25.8	36.7	2.4	0.0	47.5	49.7	54.0	6.5	4.3
5.	1674.11	BB	53.2	54.8	25.9	36.6	2.4	0.0	44.9	46.5	54.0	9.1	7.5

CALCULATION: READING + ANT.FACTOR + CABLE LOSS - AMP.GAIN + ATTEN.

Except for the above table: adequate margin data below the limits.
ANT. Type:1000MHz- Horn

Page:

DATA OF RADIATION TEST

UL Apex Co., Ltd.
YOKOWA No.1 OPEN TEST SITE
Report No.: 26JE0221-YW

Applicant	:	Samsung Electronics Co.,Ltd.
Kind of Equipment	:	DVD/VCR
Model No.	:	SLV-D570H
Serial No.	:	-
Power	:	AC 120V/60Hz
Mode	:	AV Input1+VCR Rec(5Vp-p)
Remarks	:	
Date	:	6/5/2006
Test Distance	:	3 m
Temperature	:	23 ℃
Humidity	:	52 %
Regulation	:	FCC Part15B CLASS B(Average Limit / Upper1GHz)

Engineer : Tomoyuki Yamashita

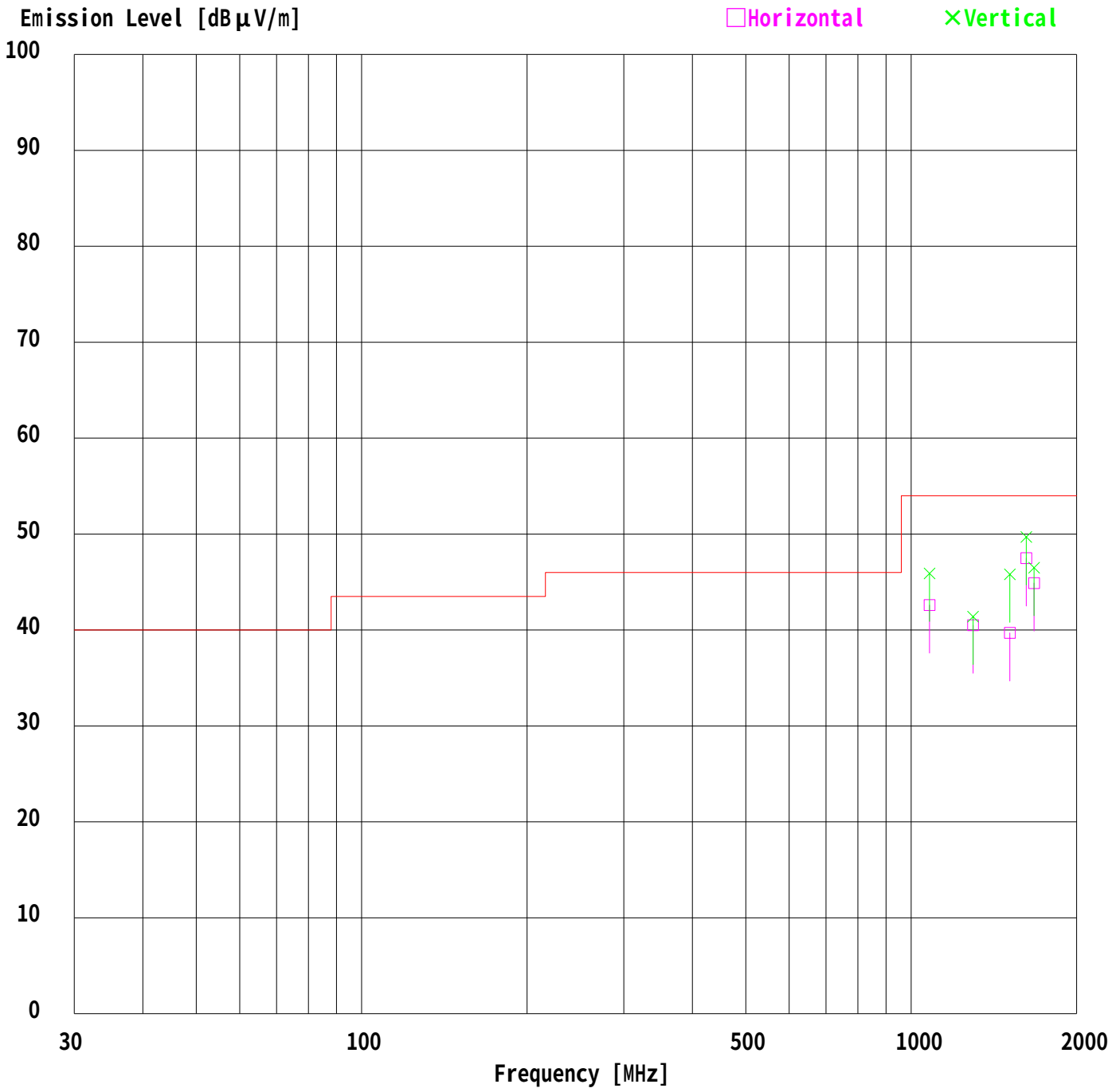

DATA OF RADIATION TEST

UL Apex Co., Ltd.
YOKOWA No.1 OPEN TEST SITE
Report No.: 26JE0221-YW

Applicant : Samsung Electronics Co.,Ltd.
Kind of Equipment : DVD/VCR
Model No. : SLV-D570H
Serial No. : -
Power : AC 120V/60Hz
Mode : AV Input1+VCR Rec(5Vp-p)
Remarks :
Date : 6/5/2006
Test Distance : 3 m
Temperature : 23 ℃ **Engineer : Tomoyuki Yamashita**
Humidity : 52 %
Regulation : FCC Part15B CLASS B(Peak Limit / Upper1GHz)

No.	FREQ. [MHz]	ANT TYPE	READING HOR [dBμV]	READING VER [dBμV]	ANT FACTOR [dB/m]	AMP GAIN [dB]	CABLE LOSS [dB]	ATTEN. [dB]	RESULT HOR [dBμV/m]	RESULT VER [dBμV/m]	LIMITS [dBμV/m]	MARGIN HOR [dB]	MARGIN VER [dB]
1.	1080.12	BB	56.3	58.7	24.5	37.4	1.8	0.0	45.2	47.6	74.0	28.8	26.4
2.	1296.14	BB	53.6	54.4	25.1	37.1	2.1	0.0	43.7	44.5	74.0	30.3	29.5
3.	1512.12	BB	52.2	56.9	25.7	36.8	2.3	0.0	43.4	48.1	74.0	30.6	25.9
4.	1620.12	BB	57.9	59.5	25.8	36.7	2.4	0.0	49.4	51.0	74.0	24.6	23.0
5.	1674.11	BB	56.3	57.2	25.9	36.6	2.4	0.0	48.0	48.9	74.0	26.0	25.1

CALCULATION: READING + ANT.FACTOR + CABLE LOSS - AMP.GAIN + ATTEN.

Except for the above table: adequate margin data below the limits.
ANT. Type:1000MHz- Horn

Page:

DATA OF RADIATION TEST

UL Apex Co., Ltd.
YOKOWA No.1 OPEN TEST SITE
Report No.: 26JE0221-YW

Applicant	:	Samsung Electronics Co.,Ltd.
Kind of Equipment	:	DVD/VCR
Model No.	:	SLV-D570H
Serial No.	:	-
Power	:	AC 120V/60Hz
Mode	:	AV Input1+VCR Rec(5Vp-p)
Remarks	:	
Date	:	6/5/2006
Test Distance	:	3 m
Temperature	:	23 ℃
Humidity	:	52 %
Regulation	:	FCC Part15B CLASS B(Peak Limit / Upper1GHz)

Engineer : Tomoyuki Yamashita

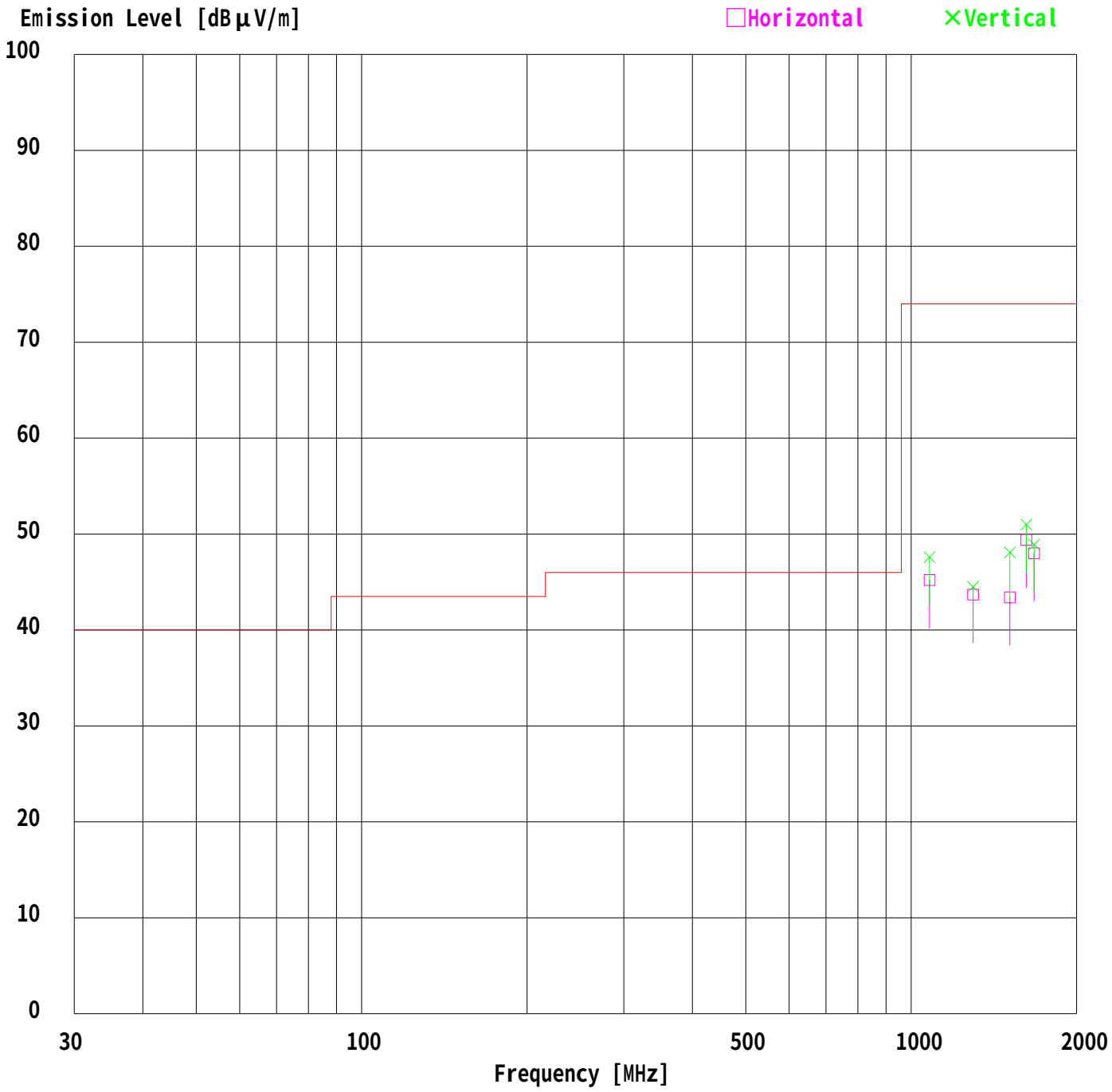

DATA OF RADIATION TEST

UL Apex Co., Ltd.
YOKOWA No.3 OPEN TEST SITE
Report No.: 26JE0221-YW

Applicant : Samsung Electronics Co.,Ltd.
Kind of Equipment : DVD/VCR
Model No. : SLV-D570H
Serial No. : -
Power : AC120V/60Hz
Mode : AV Input2+VCR Rec
Remarks : 1Vp-p
Date : 5/29/2006
Test Distance : 3 m
Temperature : 24 ℃ Engineer : Masaya Minami
Humidity : 41 %
Regulation : FCC Part15B CLASS B

No.	FREQ. [MHz]	ANT TYPE	READING HOR [dBμV]	READING VER [dBμV]	ANT FACTOR [dB/m]	AMP GAIN [dB]	CABLE LOSS [dB]	ATTEN. [dB]	RESULT HOR [dBμV/m]	RESULT VER [dBμV/m]	LIMITS [dBμV/m]	MARGIN HOR [dB]	MARGIN VER [dB]
1.	540.00	BB	33.9	31.3	20.3	27.7	5.7	5.9	38.1	35.5	46.0	7.9	10.5

CALCULATION: READING + ANT.FACTOR + CABLE LOSS - AMP.GAIN + ATTEN.

Expect for the above table : adequate margin data below the limits.
ANT.TYPE : 30-300MHz Biconical,300-1000MHz Logperiodic

DATA OF RADIATION TEST

UL Apex Co., Ltd.
YOKOWA No.3 OPEN TEST SITE
Report No.: 26JE0221-YW

Applicant	: Samsung Electronics Co.,Ltd.		
Kind of Equipment	: DVD/VCR		
Model No.	: SLV-D570H		
Serial No.	: -		
Power	: AC120V/60Hz		
Mode	: AV Input2+VCR Rec		
Remarks	: 1Vp-p		
Date	: 5/29/2006		
Test Distance	: 3 m		
Temperature	: 24 ℃	Engineer	: Masaya Minami
Humidity	: 41 %		
Regulation	: FCC Part15B CLASS B		

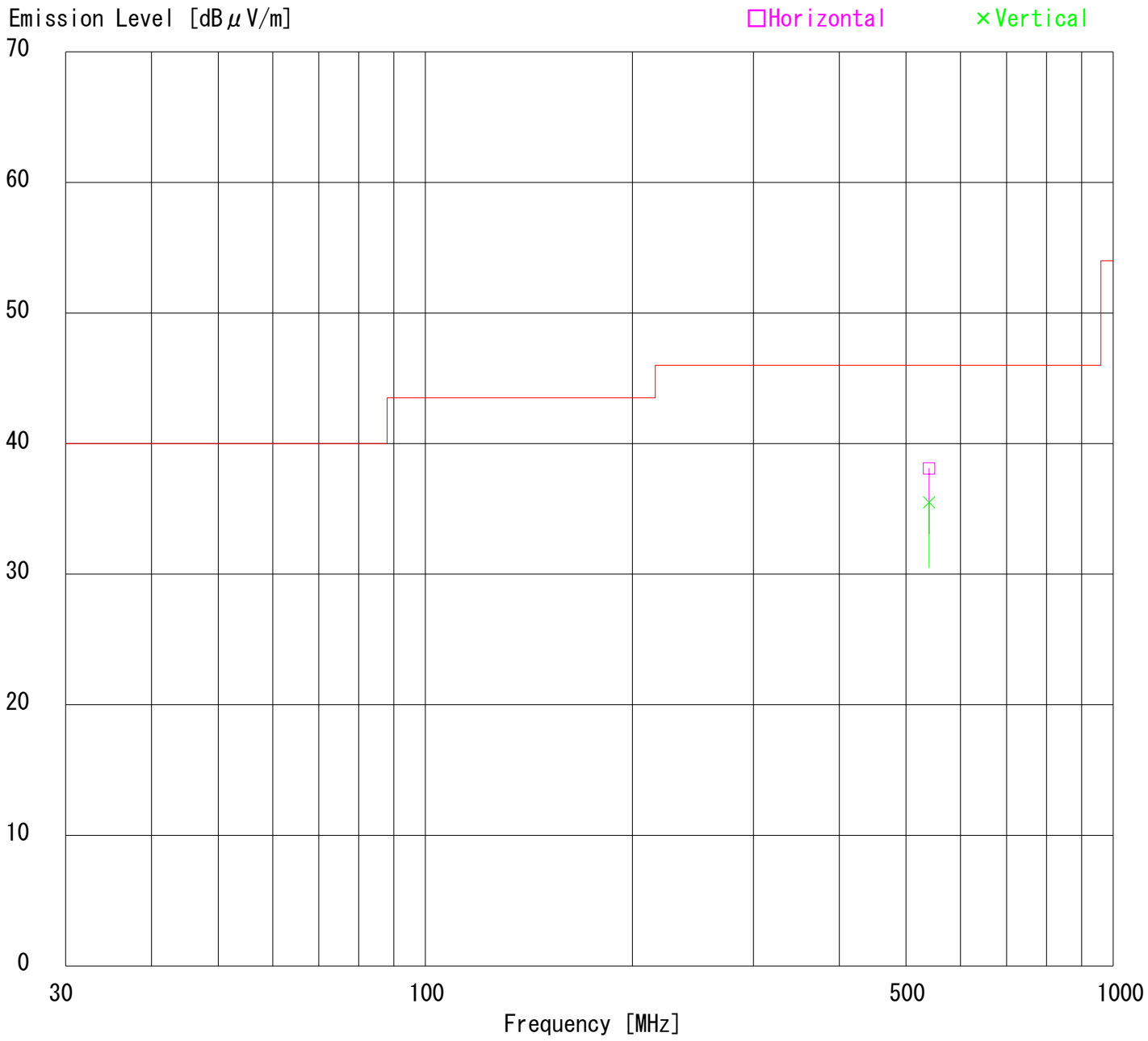

DATA OF RADIATION TEST

UL Apex Co., Ltd.
YOKOWA No.3 OPEN TEST SITE
Report No.: 26JE0221-YW

Applicant : Samsung Electronics Co.,Ltd.
Kind of Equipment : DVD/VCR
Model No. : SLV-D570H
Serial No. : -
Power : AC120V/60Hz
Mode : AV Input2+VCR Rec
Remarks : 5Vp-p
Date : 5/29/2006
Test Distance : 3 m
Temperature : 24 ℃ Engineer : Masaya Minami
Humidity : 41 %
Regulation : FCC Part15B CLASS B

No.	FREQ. [MHz]	ANT TYPE	READING HOR [dBμV]	READING VER [dBμV]	ANT FACTOR [dB/m]	AMP GAIN [dB]	CABLE LOSS [dB]	ATTEN. [dB]	RESULT HOR [dBμV/m]	RESULT VER [dBμV/m]	LIMITS [dBμV/m]	MARGIN HOR [dB]	MARGIN VER [dB]
1.	66.32	BB	32.2	40.6	7.9	27.9	1.6	5.8	19.6	28.0	40.0	20.4	12.0
2.	162.00	BB	30.1	33.5	15.7	27.9	2.7	5.8	26.4	29.8	43.5	17.1	13.7
3.	237.10	BB	30.0	28.9	17.6	27.7	3.4	5.8	29.1	28.0	46.0	16.9	18.0
4.	270.00	BB	32.3	27.7	18.7	27.7	3.7	5.8	32.8	28.2	46.0	13.2	17.8
5.	304.83	BB	35.8	36.7	16.6	27.8	4.0	5.9	34.5	35.4	46.0	11.5	10.6
6.	378.00	BB	35.0	30.7	18.1	27.8	4.6	5.9	35.8	31.5	46.0	10.2	14.5
7.	486.00	BB	29.2	28.7	20.0	27.8	5.4	5.9	32.7	32.2	46.0	13.3	13.8
8.	540.00	BB	34.4	31.4	20.3	27.7	5.7	5.9	38.6	35.6	46.0	7.4	10.4
9.	648.00	BB	28.7	30.5	20.9	27.3	6.2	5.9	34.4	36.2	46.0	11.6	9.8
10.	702.00	BB	29.1	30.0	21.4	27.1	6.5	5.9	35.8	36.7	46.0	10.2	9.3
11.	918.00	BB	26.4	27.2	24.2	27.0	7.4	5.9	36.9	37.7	46.0	9.1	8.3
12.	972.00	BB	33.3	30.3	26.0	27.0	7.7	6.0	46.0	43.0	54.0	8.0	11.0

CALCULATION: READING + ANT.FACTOR + CABLE LOSS - AMP.GAIN + ATTEN.

Expect for the above table : adequate margin data below the limits.
ANT.TYPE : 30-300MHz Biconical,300-1000MHz Logperiodic

DATA OF RADIATION TEST

UL Apex Co., Ltd.
YOKOWA No.3 OPEN TEST SITE
Report No.: 26JE0221-YW

Applicant	: Samsung Electronics Co.,Ltd.		
Kind of Equipment	: DVD/VCR		
Model No.	: SLV-D570H		
Serial No.	: -		
Power	: AC120V/60Hz		
Mode	: AV Input2+VCR Rec		
Remarks	: 5Vp-p		
Date	: 5/29/2006		
Test Distance	: 3 m		
Temperature	: 24 ℃	Engineer	: Masaya Minami
Humidity	: 41 %		
Regulation	: FCC Part15B CLASS B		

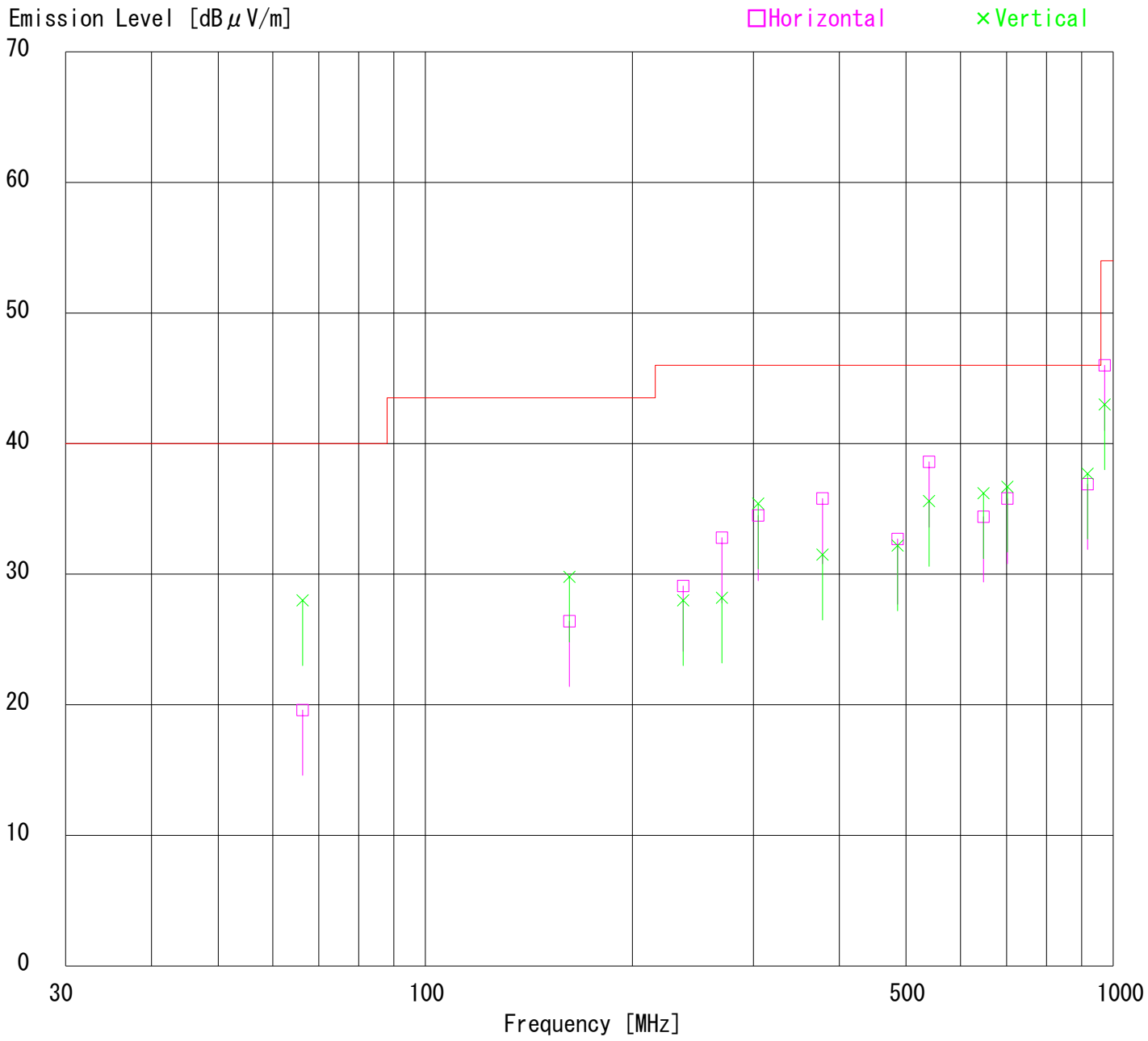

DATA OF RADIATION TEST

UL Apex Co., Ltd.
YOKOWA No.1 OPEN TEST SITE
Report No.: 26JE0221-YW

Applicant : Samsung Electronics Co.,Ltd.
Kind of Equipment : DVD/VCR
Model No. : SLV-D570H
Serial No. : -
Power : AC 120V/60Hz
Mode : AV Input2+VCR Rec(5Vp-p)
Remarks :
Date : 6/5/2006
Test Distance : 3 m
Temperature : 23 ℃ **Engineer : Tomoyuki Yamashita**
Humidity : 52 %
Regulation : FCC Part15B CLASS B(Average Limit / Upper1GHz)

No.	FREQ. [MHz]	ANT TYPE	READING HOR [dBμV]	READING VER [dBμV]	ANT FACTOR [dB/m]	AMP GAIN [dB]	CABLE LOSS [dB]	ATTEN. [dB]	RESULT HOR [dBμV/m]	RESULT VER [dBμV/m]	LIMITS [dBμV/m]	MARGIN HOR [dB]	MARGIN VER [dB]
1.	1080.12	BB	53.2	56.8	24.5	37.4	1.8	0.0	42.1	45.7	54.0	11.9	8.3
2.	1296.14	BB	50.7	51.5	25.1	37.1	2.1	0.0	40.8	41.6	54.0	13.2	12.4
3.	1620.12	BB	54.9	58.3	25.8	36.7	2.4	0.0	46.4	49.8	54.0	7.6	4.2
4.	1674.11	BB	53.4	51.2	25.9	36.6	2.4	0.0	45.1	42.9	54.0	8.9	11.1
5.	1812.12	BB	48.2	54.2	26.0	36.4	2.6	0.0	40.4	46.4	54.0	13.6	7.6

CALCULATION: READING + ANT.FACTOR + CABLE LOSS - AMP.GAIN + ATTEN.

Except for the above table: adequate margin data below the limits.
ANT. Type:1000MHz- Horn

Page:

DATA OF RADIATION TEST

UL Apex Co., Ltd.
YOKOWA No.1 OPEN TEST SITE
Report No.: 26JE0221-YW

Applicant	:	Samsung Electronics Co.,Ltd.
Kind of Equipment	:	DVD/VCR
Model No.	:	SLV-D570H
Serial No.	:	-
Power	:	AC 120V/60Hz
Mode	:	AV Input2+VCR Rec(5Vp-p)
Remarks	:	
Date	:	6/5/2006
Test Distance	:	3 m
Temperature	:	23 ℃
Humidity	:	52 %
Regulation	:	FCC Part15B CLASS B(Average Limit / Upper1GHz)

Engineer : Tomoyuki Yamashita

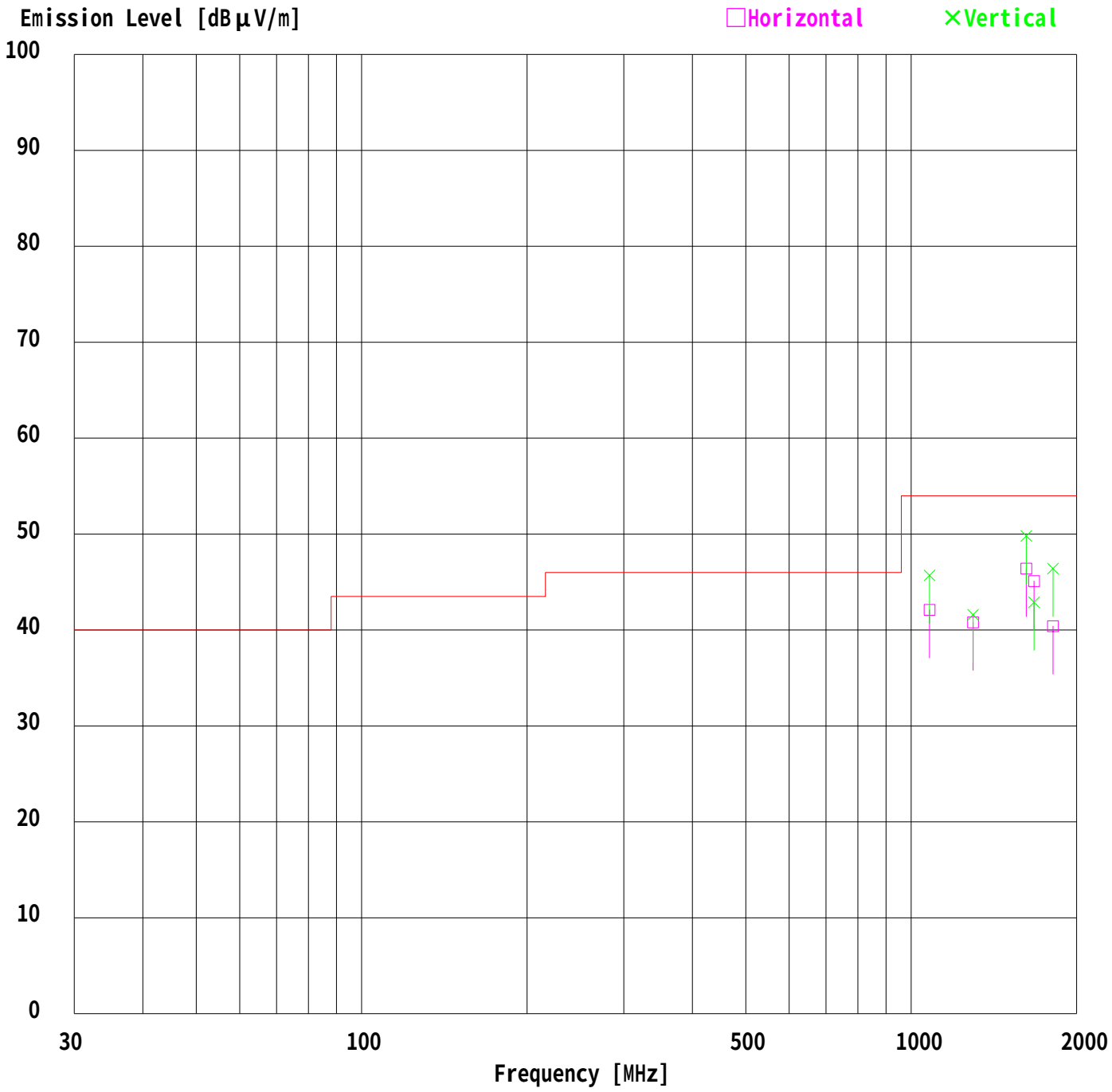

DATA OF RADIATION TEST

UL Apex Co., Ltd.
YOKOWA No.1 OPEN TEST SITE
Report No.: 26JE0221-YW

Applicant : Samsung Electronics Co.,Ltd.
Kind of Equipment : DVD/VCR
Model No. : SLV-D570H
Serial No. : -
Power : AC 120V/60Hz
Mode : AV Input2+VCR Rec(5Vp-p)
Remarks :
Date : 6/5/2006
Test Distance : 3 m
Temperature : 23 ℃ **Engineer : Tomoyuki Yamashita**
Humidity : 52 %
Regulation : FCC Part15B CLASS B(Peak Limit / Upper1GHz)

No.	FREQ. [MHz]	ANT TYPE	READING HOR [dBμV]	READING VER [dBμV]	ANT FACTOR [dB/m]	AMP GAIN [dB]	CABLE LOSS [dB]	ATTEN. [dB]	RESULT HOR [dBμV/m]	RESULT VER [dBμV/m]	LIMITS [dBμV/m]	MARGIN HOR [dB]	MARGIN VER [dB]
1.	1080.12	BB	56.3	58.5	24.5	37.4	1.8	0.0	45.2	47.4	74.0	28.8	26.6
2.	1296.14	BB	53.3	54.5	25.1	37.1	2.1	0.0	43.4	44.6	74.0	30.6	29.4
3.	1620.12	BB	58.0	59.2	25.8	36.7	2.4	0.0	49.5	50.7	74.0	24.5	23.3
4.	1674.11	BB	56.2	57.4	25.9	36.6	2.4	0.0	47.9	49.1	74.0	26.1	24.9
5.	1812.12	BB	52.0	56.3	26.0	36.4	2.6	0.0	44.2	48.5	74.0	29.8	25.5

CALCULATION: READING + ANT.FACTOR + CABLE LOSS - AMP.GAIN + ATTEN.

Except for the above table: adequate margin data below the limits.
ANT. Type:1000MHz- Horn

Page:

DATA OF RADIATION TEST

UL Apex Co., Ltd.
YOKOWA No.1 OPEN TEST SITE
Report No.: 26JE0221-YW

Applicant	:	Samsung Electronics Co.,Ltd.
Kind of Equipment	:	DVD/VCR
Model No.	:	SLV-D570H
Serial No.	:	-
Power	:	AC 120V/60Hz
Mode	:	AV Input2+VCR Rec(5Vp-p)
Remarks	:	
Date	:	6/5/2006
Test Distance	:	3 m
Temperature	:	23 ℃
Humidity	:	52 %
Regulation	:	FCC Part15B CLASS B(Peak Limit / Upper1GHz)

Engineer : Tomoyuki Yamashita

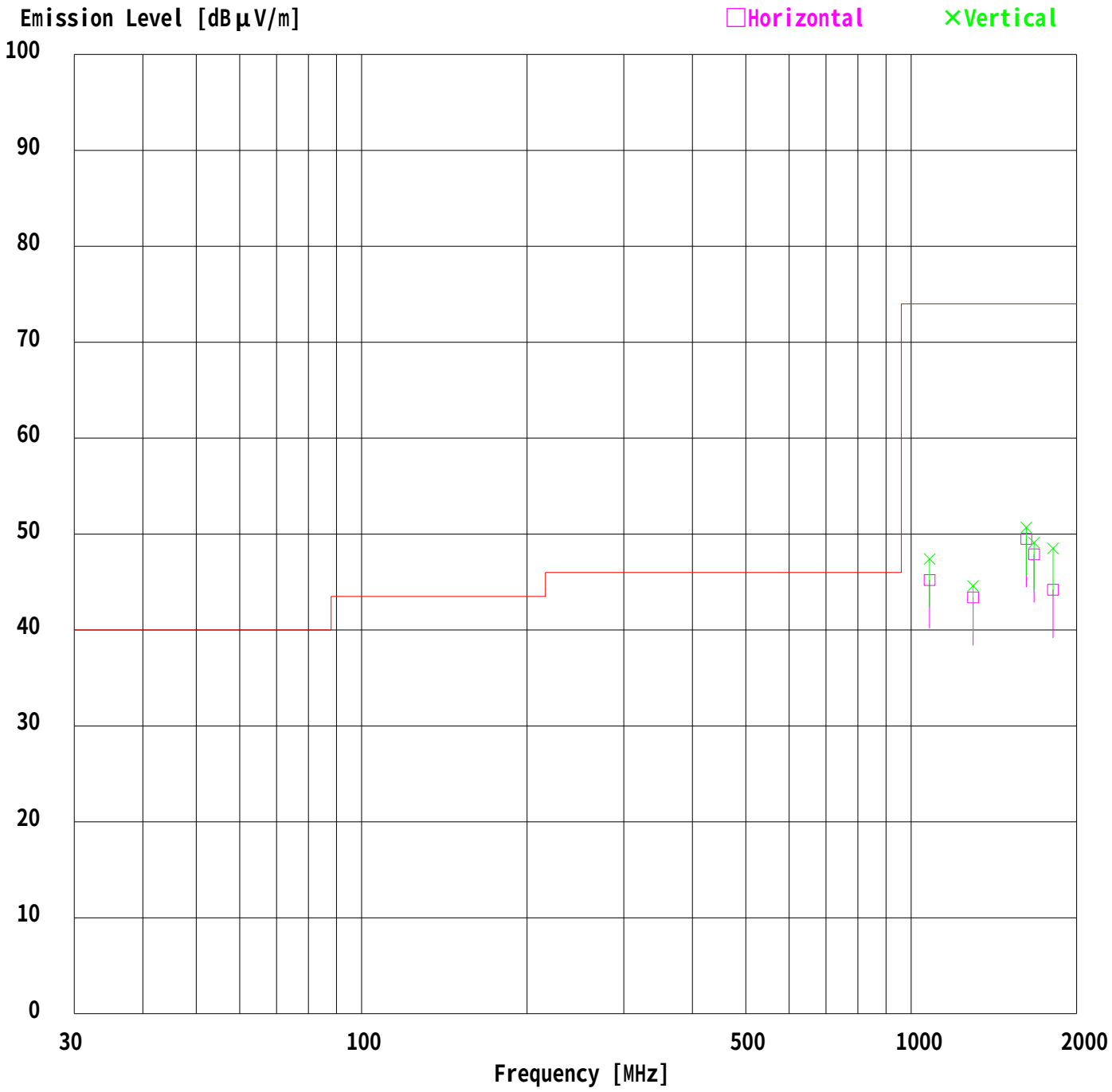

DATA OF RADIATION TEST

UL Apex Co., Ltd.
YOKOWA No.3 OPEN TEST SITE
Report No.: 26JE0221-YW

Applicant : Samsung Electronics Co.,Ltd.
Kind of Equipment : DVD/VCR
Model No. : SLV-D570H
Serial No. : -
Power : AC120V/60Hz
Mode : VCR Playback
Remarks :
Date : 5/29/2006
Test Distance : 3 m
Temperature : 24 ℃ Engineer : Masaya Minami
Humidity : 41 %
Regulation : FCC Part15B CLASS B

No.	FREQ. [MHz]	ANT TYPE	READING HOR [dBμV]	READING VER [dBμV]	ANT FACTOR [dB/m]	AMP GAIN [dB]	CABLE LOSS [dB]	ATTEN. [dB]	RESULT HOR [dBμV/m]	RESULT VER [dBμV/m]	LIMITS [dBμV/m]	MARGIN HOR [dB]	MARGIN VER [dB]
1.	140.00	BB	28.8	30.2	15.0	27.9	2.4	5.8	24.1	25.5	43.5	19.4	18.0
2.	184.34	BB	31.0	33.6	16.7	27.8	2.9	5.8	28.6	31.2	43.5	14.9	12.3
3.	258.04	BB	34.1	34.4	18.2	27.7	3.6	5.8	34.0	34.3	46.0	12.0	11.7
4.	270.00	BB	40.3	38.3	18.7	27.7	3.7	5.8	40.8	38.8	46.0	5.2	7.2
5.	378.00	BB	37.7	32.9	18.1	27.8	4.6	5.9	38.5	33.7	46.0	7.5	12.3
6.	486.00	BB	30.1	29.9	20.0	27.8	5.4	5.9	33.6	33.4	46.0	12.4	12.6
7.	540.00	BB	29.9	30.6	20.3	27.7	5.7	5.9	34.1	34.8	46.0	11.9	11.2
8.	594.00	BB	28.4	27.3	20.5	27.5	5.9	5.9	33.2	32.1	46.0	12.8	13.9
9.	663.55	BB	31.2	30.1	21.1	27.3	6.3	5.9	37.2	36.1	46.0	8.8	9.9
10.	864.00	BB	25.7	29.7	23.6	26.9	7.2	5.9	35.5	39.5	46.0	10.5	6.5
11.	918.00	BB	25.9	27.8	24.2	27.0	7.4	5.9	36.4	38.3	46.0	9.6	7.7
12.	972.00	BB	32.2	29.9	26.0	27.0	7.7	6.0	44.9	42.6	54.0	9.1	11.4

CALCULATION: READING + ANT.FACTOR + CABLE LOSS - AMP.GAIN + ATTEN.

Expect for the above table : adequate margin data below the limits.
ANT.TYPE : 30-300MHz Biconical,300-1000MHz Logperiodic

DATA OF RADIATION TEST

UL Apex Co., Ltd.
YOKOWA No.3 OPEN TEST SITE
Report No.: 26JE0221-YW

Applicant	: Samsung Electronics Co.,Ltd.		
Kind of Equipment	: DVD/VCR		
Model No.	: SLV-D570H		
Serial No.	: -		
Power	: AC120V/60Hz		
Mode	: VCR Playback		
Remarks	:		
Date	: 5/29/2006		
Test Distance	: 3 m		
Temperature	: 24 ℃	Engineer	: Masaya Minami
Humidity	: 41 %		
Regulation	: FCC Part15B CLASS B		

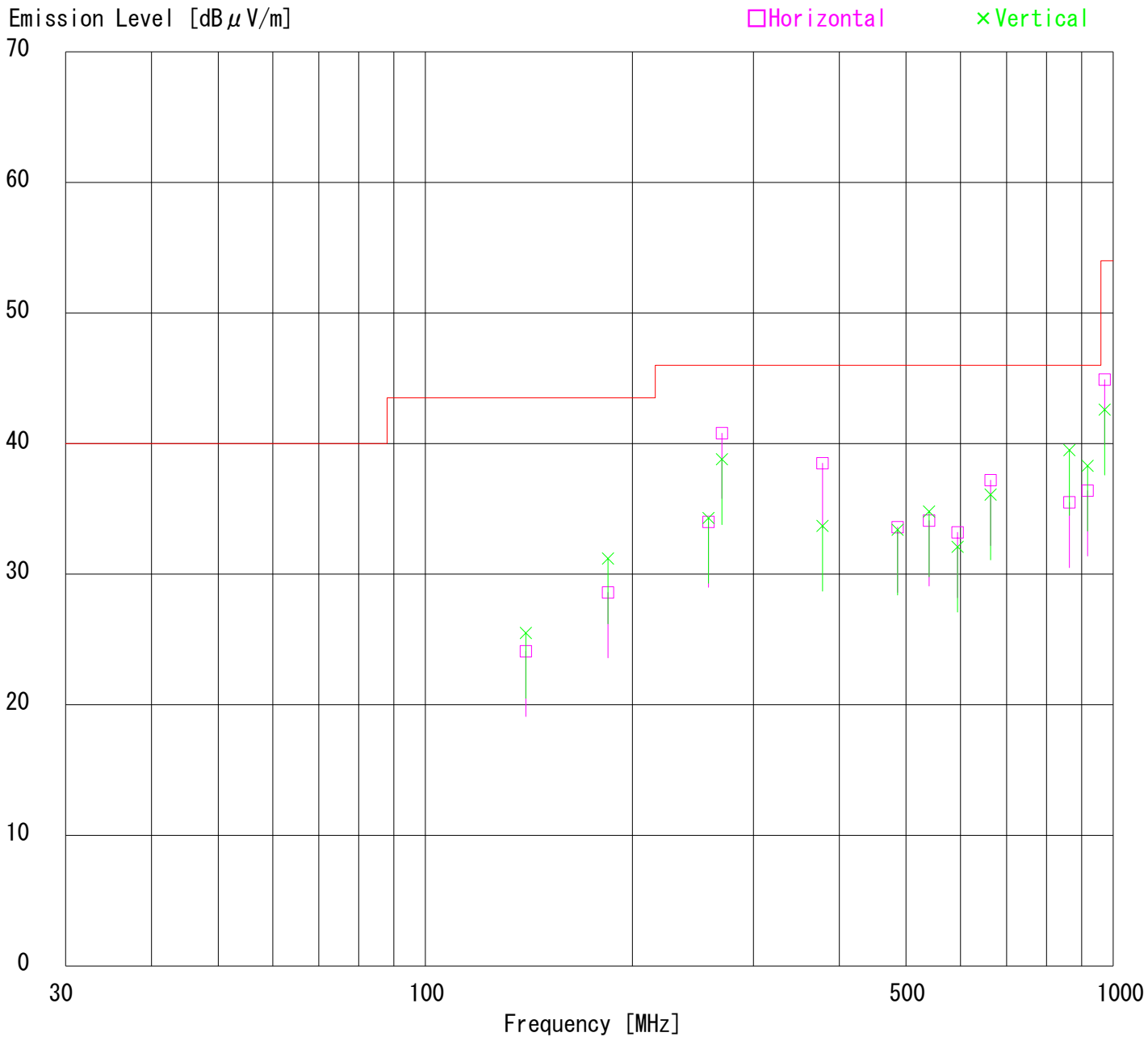

DATA OF RADIATION TEST

UL Apex Co., Ltd.
YOKOWA No.1 OPEN TEST SITE
Report No.: 26JE0221-YW

Applicant : Samsung Electronics Co.,Ltd.
Kind of Equipment : DVD/VCR
Model No. : SLV-D570H
Serial No. : -
Power : AC 120V/60Hz
Mode : VCR Playback
Remarks :
Date : 6/5/2006
Test Distance : 3 m
Temperature : 23 ℃ Engineer : Tomoyuki Yamashita
Humidity : 52 %
Regulation : FCC Part15B CLASS B(Average Limit / Upper1GHz)

No.	FREQ. [MHz]	ANT TYPE	READING HOR [dBμV]	READING VER [dBμV]	ANT FACTOR [dB/m]	AMP GAIN [dB]	CABLE LOSS [dB]	ATTEN. [dB]	RESULT HOR [dBμV/m]	RESULT VER [dBμV/m]	LIMITS [dBμV/m]	MARGIN HOR [dB]	MARGIN VER [dB]
1.	1080.10	BB	56.5	51.6	24.5	37.4	1.8	0.0	45.4	40.5	54.0	8.6	13.5
2.	1215.12	BB	54.4	50.4	24.9	37.2	2.0	0.0	44.1	40.1	54.0	9.9	13.9
3.	1350.09	BB	44.5	45.2	25.3	37.0	2.1	0.0	34.9	35.6	54.0	19.1	18.4
4.	1512.12	BB	55.3	54.2	25.7	36.8	2.3	0.0	46.5	45.4	54.0	7.5	8.6
5.	1620.11	BB	57.7	55.4	25.8	36.7	2.4	0.0	49.2	46.9	54.0	4.8	7.1
6.	2835.11	BB	43.7	46.9	28.2	36.0	4.3	0.0	40.2	43.4	54.0	13.8	10.6
7.	3969.09	BB	43.9	44.3	29.7	35.5	4.1	0.0	42.2	42.6	54.0	11.8	11.4

CALCULATION: READING + ANT.FACTOR + CABLE LOSS - AMP.GAIN + ATTEN.

Except for the above table: adequate margin data below the limits.
ANT. Type:1000MHz- Horn

Page:

DATA OF RADIATION TEST

UL Apex Co., Ltd.
YOKOWA No.1 OPEN TEST SITE
Report No.: 26JE0221-YW

Applicant	:	Samsung Electronics Co.,Ltd.
Kind of Equipment	:	DVD/VCR
Model No.	:	SLV-D570H
Serial No.	:	-
Power	:	AC 120V/60Hz
Mode	:	VCR Playback
Remarks	:	
Date	:	6/5/2006
Test Distance	:	3 m
Temperature	:	23 ℃
Humidity	:	52 %
Regulation	:	FCC Part15B CLASS B(Average Limit / Upper1GHz)

Engineer : Tomoyuki Yamashita

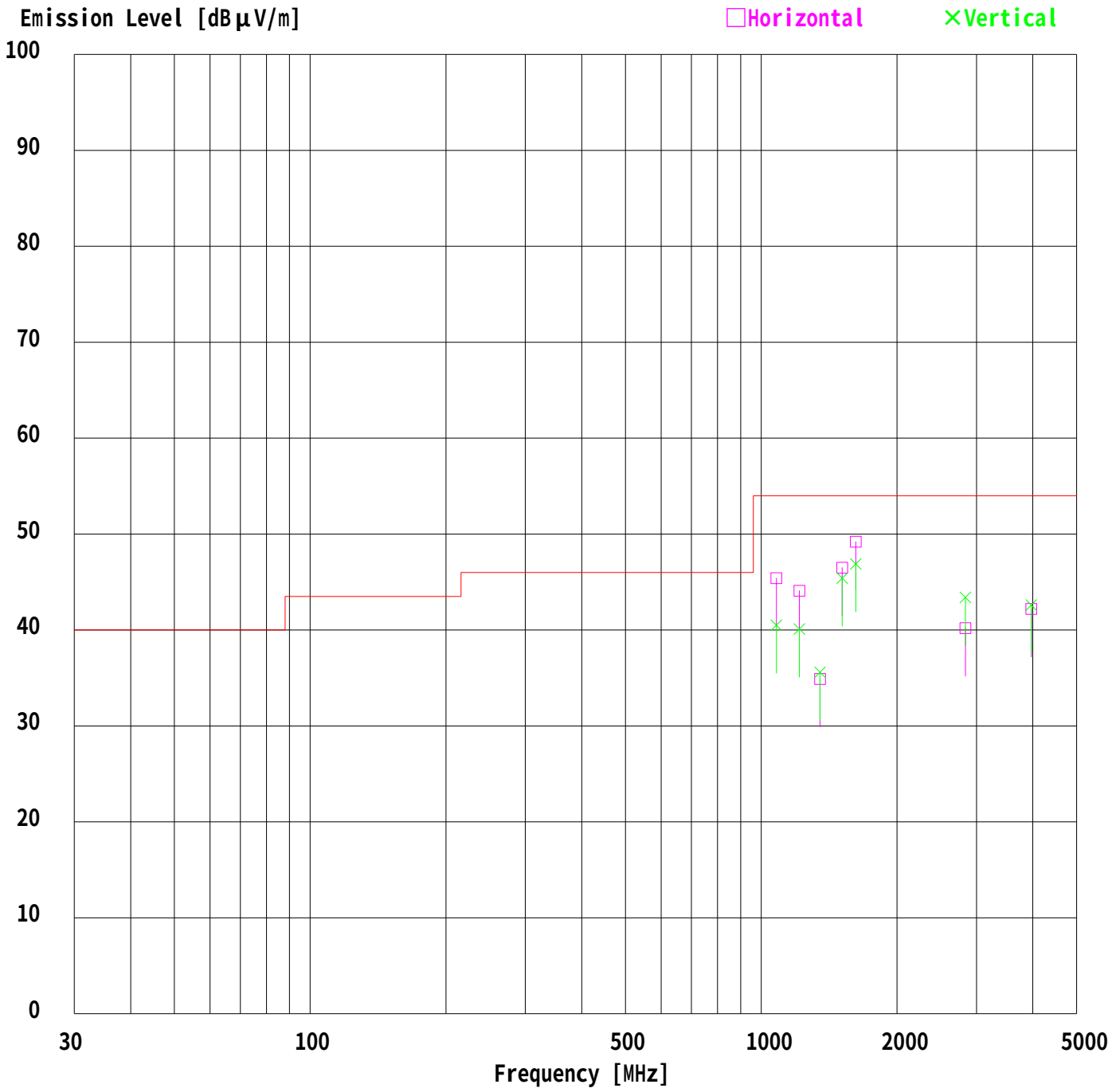

DATA OF RADIATION TEST

UL Apex Co., Ltd.
YOKOWA No.1 OPEN TEST SITE
Report No.: 26JE0221-YW

Applicant : Samsung Electronics Co.,Ltd.
Kind of Equipment : DVD/VCR
Model No. : SLV-D570H
Serial No. : -
Power : AC 120V/60Hz
Mode : VCR Playback
Remarks :
Date : 6/5/2006
Test Distance : 3 m
Temperature : 23 ℃ **Engineer : Tomoyuki Yamashita**
Humidity : 52 %
Regulation : FCC Part15B CLASS B(Peak Limit / Upper1GHz)

No.	FREQ. [MHz]	ANT TYPE	READING HOR [dBμV]	READING VER [dBμV]	ANT FACTOR [dB/m]	AMP GAIN [dB]	CABLE LOSS [dB]	ATTEN. [dB]	RESULT HOR [dBμV/m]	RESULT VER [dBμV/m]	LIMITS [dBμV/m]	MARGIN HOR [dB]	MARGIN VER [dB]
1.	1080.10	BB	58.4	55.5	24.5	37.4	1.8	0.0	47.3	44.4	74.0	26.7	29.6
2.	1215.12	BB	56.8	56.1	24.9	37.2	2.0	0.0	46.5	45.8	74.0	27.5	28.2
3.	1350.09	BB	51.1	50.9	25.3	37.0	2.1	0.0	41.5	41.3	74.0	32.5	32.7
4.	1512.12	BB	57.4	56.8	25.7	36.8	2.3	0.0	48.6	48.0	74.0	25.4	26.0
5.	1620.11	BB	60.6	57.9	25.8	36.7	2.4	0.0	52.1	49.4	74.0	21.9	24.6
6.	2835.11	BB	53.7	54.5	28.2	36.0	4.3	0.0	50.2	51.0	74.0	23.8	23.0
7.	3969.09	BB	51.6	52.5	29.7	35.5	4.1	0.0	49.9	50.8	74.0	24.1	23.2

CALCULATION: READING + ANT.FACTOR + CABLE LOSS - AMP.GAIN + ATTEN.

Except for the above table: adequate margin data below the limits.
ANT. Type:1000MHz- Horn

Page:

DATA OF RADIATION TEST

UL Apex Co., Ltd.
YOKOWA No.1 OPEN TEST SITE
Report No.: 26JE0221-YW

Applicant	:	Samsung Electronics Co.,Ltd.
Kind of Equipment	:	DVD/VCR
Model No.	:	SLV-D570H
Serial No.	:	-
Power	:	AC 120V/60Hz
Mode	:	VCR Playback
Remarks	:	
Date	:	6/5/2006
Test Distance	:	3 m
Temperature	:	23 ℃
Humidity	:	52 %
Regulation	:	FCC Part15B CLASS B(Peak Limit / Upper1GHz)

Engineer : Tomoyuki Yamashita

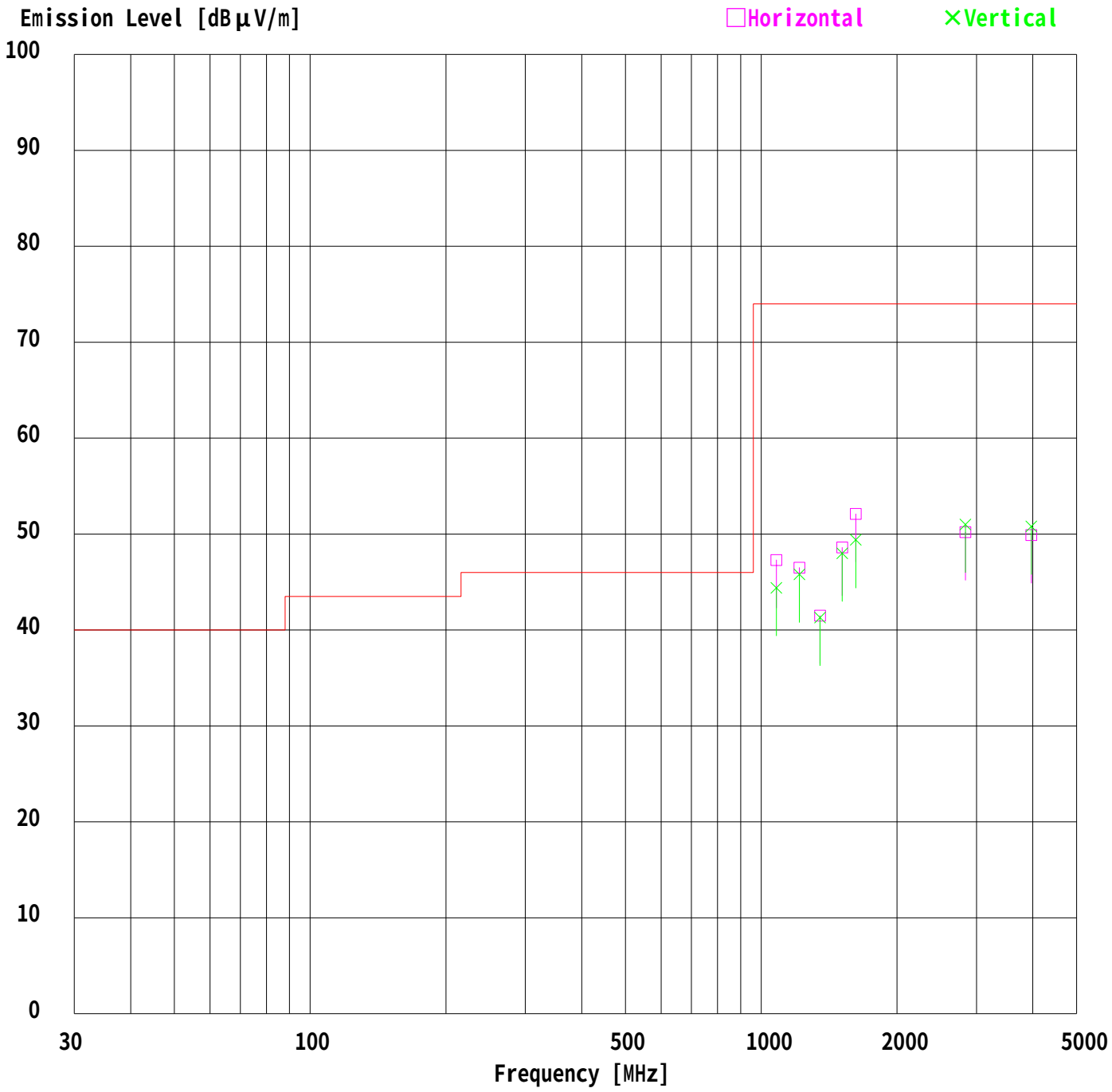

DATA OF RADIATION TEST

UL Apex Co., Ltd.
YOKOWA No.3 OPEN TEST SITE
Report No.: 26JE0221-YW

Applicant : Samsung Electronics Co.,Ltd.
Kind of Equipment : DVD/VCR
Model No. : SLV-D570H
Serial No. : -
Power : AC120V/60Hz
Mode : DVD Play+VCR Rec(HDMI Out)
Remarks : 1920x1080
Date : 5/29/2006
Test Distance : 3 m
Temperature : 24 ℃ Engineer : Masaya Minami
Humidity : 41 %
Regulation : FCC Part15B CLASS B

No.	FREQ. [MHz]	ANT TYPE	READING HOR [dBμV]	READING VER [dBμV]	ANT FACTOR [dB/m]	AMP GAIN [dB]	CABLE LOSS [dB]	ATTEN. [dB]	RESULT HOR [dBμV/m]	RESULT VER [dBμV/m]	LIMITS [dBμV/m]	MARGIN HOR [dB]	MARGIN VER [dB]
1.	140.00	BB	31.1	30.2	15.0	27.9	2.4	5.8	26.4	25.5	43.5	17.1	18.0
2.	184.34	BB	30.9	34.2	16.7	27.8	2.9	5.8	28.5	31.8	43.5	15.0	11.7
3.	258.04	BB	34.9	35.1	18.2	27.7	3.6	5.8	34.8	35.0	46.0	11.2	11.0
4.	270.00	BB	41.7	39.2	18.7	27.7	3.7	5.8	42.2	39.7	46.0	3.8	6.3
5.	370.87	BB	32.6	39.7	17.9	27.8	4.5	5.9	33.1	40.2	46.0	12.9	5.8
6.	378.00	BB	43.7	44.9	18.1	27.8	4.6	5.9	44.5	45.7	46.0	1.5	0.3
7.	486.00	BB	31.5	29.6	20.0	27.8	5.4	5.9	35.0	33.1	46.0	11.0	12.9
8.	540.00	BB	29.0	29.7	20.3	27.7	5.7	5.9	33.2	33.9	46.0	12.8	12.1
9.	594.00	BB	30.2	31.6	20.5	27.5	5.9	5.9	35.0	36.4	46.0	11.0	9.6
10.	663.55	BB	31.5	27.6	21.1	27.3	6.3	5.9	37.5	33.6	46.0	8.5	12.4
11.	864.00	BB	28.9	30.1	23.6	26.9	7.2	5.9	38.7	39.9	46.0	7.3	6.1
12.	918.00	BB	25.9	29.6	24.2	27.0	7.4	5.9	36.4	40.1	46.0	9.6	5.9
13.	972.00	BB	34.5	32.1	26.0	27.0	7.7	6.0	47.2	44.8	54.0	6.8	9.2

CALCULATION: READING + ANT.FACTOR + CABLE LOSS - AMP.GAIN + ATTEN.

Expect for the above table : adequate margin data below the limits.
ANT.TYPE : 30-300MHz Biconical,300-1000MHz Logperiodic

DATA OF RADIATION TEST

UL Apex Co., Ltd.
YOKOWA No.3 OPEN TEST SITE
Report No.: 26JE0221-YW

Applicant	: Samsung Electronics Co.,Ltd.		
Kind of Equipment	: DVD/VCR		
Model No.	: SLV-D570H		
Serial No.	: -		
Power	: AC120V/60Hz		
Mode	: DVD Play+VCR Rec(HDMI Out)		
Remarks	: 1920x1080		
Date	: 5/29/2006		
Test Distance	: 3 m		
Temperature	: 24 ℃	Engineer	: Masaya Minami
Humidity	: 41 %		
Regulation	: FCC Part15B CLASS B		

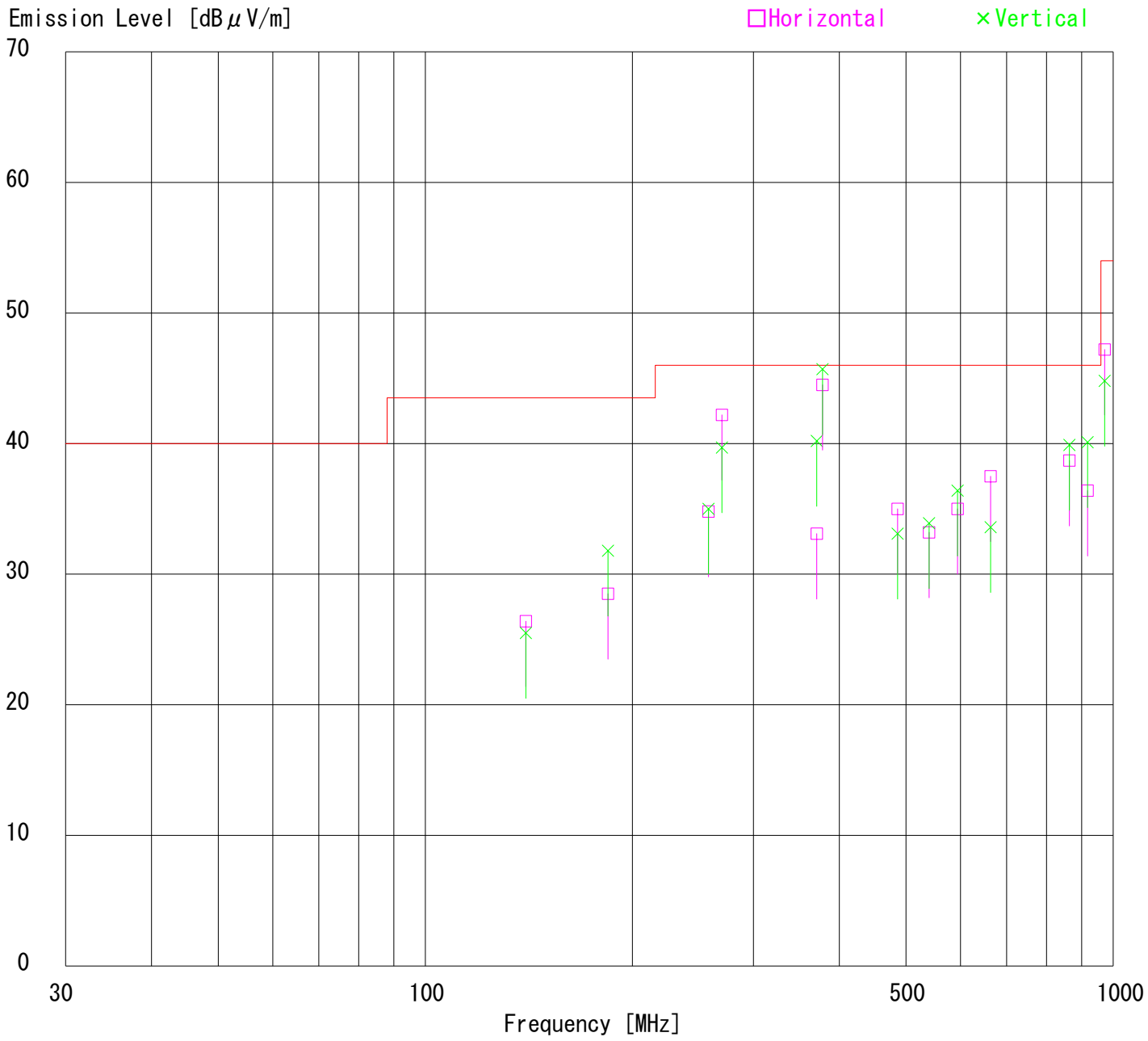

DATA OF RADIATION TEST

UL Apex Co., Ltd.
YOKOWA No.1 OPEN TEST SITE
Report No.: 26JE0221-YW

Applicant : Samsung Electronics Co.,Ltd.
Kind of Equipment : DVD/VCR
Model No. : SLV-D570H
Serial No. : -
Power : AC 120V/60Hz
Mode : DVD Play+VCR Rec(HDMI Out)
Remarks :
Date : 6/5/2006
Test Distance : 3 m
Temperature : 23 ℃ **Engineer : Tomoyuki Yamashita**
Humidity : 52 %
Regulation : FCC Part15B CLASS B(Average Limit / Upper1GHz)

No.	FREQ. [MHz]	ANT TYPE	READING HOR [dBμV]	READING VER [dBμV]	ANT FACTOR [dB/m]	AMP GAIN [dB]	CABLE LOSS [dB]	ATTEN. [dB]	RESULT HOR [dBμV/m]	RESULT VER [dBμV/m]	LIMITS [dBμV/m]	MARGIN HOR [dB]	MARGIN VER [dB]
1.	1080.06	BB	54.7	50.5	24.5	37.4	1.8	0.0	43.6	39.4	54.0	10.4	14.6
2.	1335.25	BB	51.6	54.9	25.2	37.1	2.1	0.0	41.8	45.1	54.0	12.2	8.9
3.	1483.65	BB	59.4	59.3	25.7	36.9	2.2	0.0	50.4	50.3	54.0	3.6	3.7
4.	1782.13	BB	48.6	49.5	25.9	36.5	2.6	0.0	40.6	41.5	54.0	13.4	12.5
5.	2225.41	BB	48.8	46.3	26.8	36.2	2.9	0.0	42.3	39.8	54.0	11.7	14.2
6.	2967.16	BB	51.1	43.2	28.4	36.0	4.7	0.0	48.2	40.3	54.0	5.8	13.7
7.	3708.83	BB	45.8	45.0	29.2	35.6	4.3	0.0	43.7	42.9	54.0	10.3	11.1

CALCULATION: READING + ANT.FACTOR + CABLE LOSS - AMP.GAIN + ATTEN.

Except for the above table: adequate margin data below the limits.
ANT. Type:1000MHz- Horn

Page:

DATA OF RADIATION TEST

UL Apex Co., Ltd.
YOKOWA No.1 OPEN TEST SITE
Report No.: 26JE0221-YW

Applicant	:	Samsung Electronics Co.,Ltd.
Kind of Equipment	:	DVD/VCR
Model No.	:	SLV-D570H
Serial No.	:	-
Power	:	AC 120V/60Hz
Mode	:	DVD Play+VCR Rec(HDMI Out)
Remarks	:	
Date	:	6/5/2006
Test Distance	:	3 m
Temperature	:	23 ℃
Humidity	:	52 %
Regulation	:	FCC Part15B CLASS B(Average Limit / Upper1GHz)

Engineer : Tomoyuki Yamashita

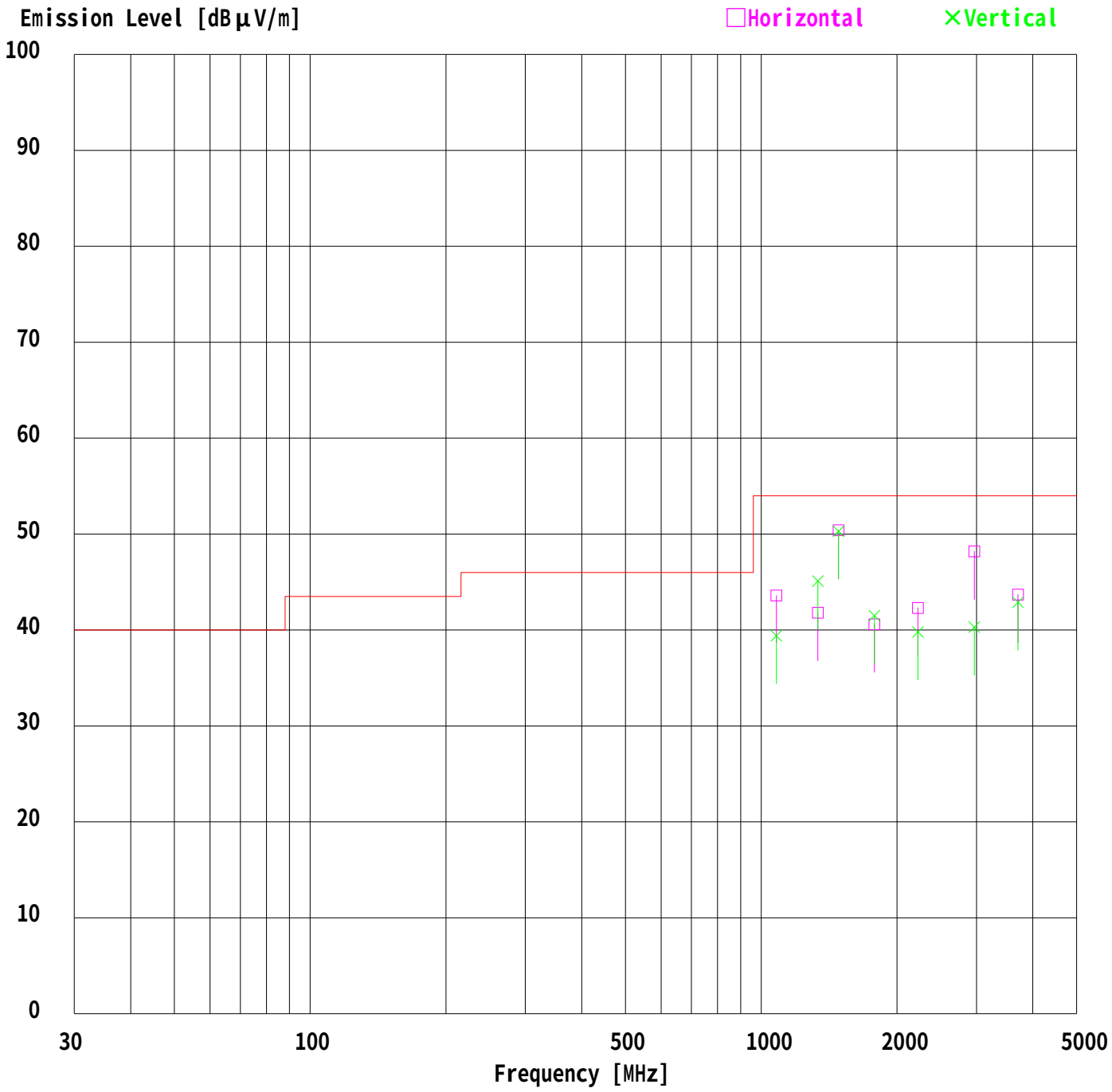

DATA OF RADIATION TEST

UL Apex Co., Ltd.
YOKOWA No.1 OPEN TEST SITE
Report No.: 26JE0221-YW

Applicant : Samsung Electronics Co.,Ltd.
Kind of Equipment : DVD/VCR
Model No. : SLV-D570H
Serial No. : -
Power : AC 120V/60Hz
Mode : DVD Play+VCR Rec(HDMI Out)
Remarks :
Date : 6/5/2006
Test Distance : 3 m
Temperature : 23 ℃ **Engineer : Tomoyuki Yamashita**
Humidity : 52 %
Regulation : FCC Part15B CLASS B(Peak Limit / Upper1GHz)

No.	FREQ. [MHz]	ANT TYPE	READING HOR [dBμV]	READING VER [dBμV]	ANT FACTOR [dB/m]	AMP GAIN [dB]	CABLE LOSS [dB]	ATTEN. [dB]	RESULT HOR [dBμV/m]	RESULT VER [dBμV/m]	LIMITS [dBμV/m]	MARGIN HOR [dB]	MARGIN VER [dB]
1.	1080.06	BB	58.6	54.9	24.5	37.4	1.8	0.0	47.5	43.8	74.0	26.5	30.2
2.	1335.25	BB	56.0	59.0	25.2	37.1	2.1	0.0	46.2	49.2	74.0	27.8	24.8
3.	1483.65	BB	66.1	65.4	25.7	36.9	2.2	0.0	57.1	56.4	74.0	16.9	17.6
4.	1782.13	BB	59.3	60.3	25.9	36.5	2.6	0.0	51.3	52.3	74.0	22.7	21.7
5.	2225.41	BB	56.9	54.7	26.8	36.2	2.9	0.0	50.4	48.2	74.0	23.6	25.8
6.	2967.16	BB	59.9	53.0	28.4	36.0	4.7	0.0	57.0	50.1	74.0	17.0	23.9
7.	3708.83	BB	55.4	55.6	29.2	35.6	4.3	0.0	53.3	53.5	74.0	20.7	20.5

CALCULATION: READING + ANT.FACTOR + CABLE LOSS - AMP.GAIN + ATTEN.

Except for the above table: adequate margin data below the limits.
ANT. Type:1000MHz- Horn

Page:

DATA OF RADIATION TEST

UL Apex Co., Ltd.
YOKOWA No.1 OPEN TEST SITE
Report No.: 26JE0221-YW

Applicant	:	Samsung Electronics Co.,Ltd.
Kind of Equipment	:	DVD/VCR
Model No.	:	SLV-D570H
Serial No.	:	-
Power	:	AC 120V/60Hz
Mode	:	DVD Play+VCR Rec(HDMI Out)
Remarks	:	
Date	:	6/5/2006
Test Distance	:	3 m
Temperature	:	23 ℃
Humidity	:	52 %
Regulation	:	FCC Part15B CLASS B(Peak Limit / Upper1GHz)

Engineer : Tomoyuki Yamashita

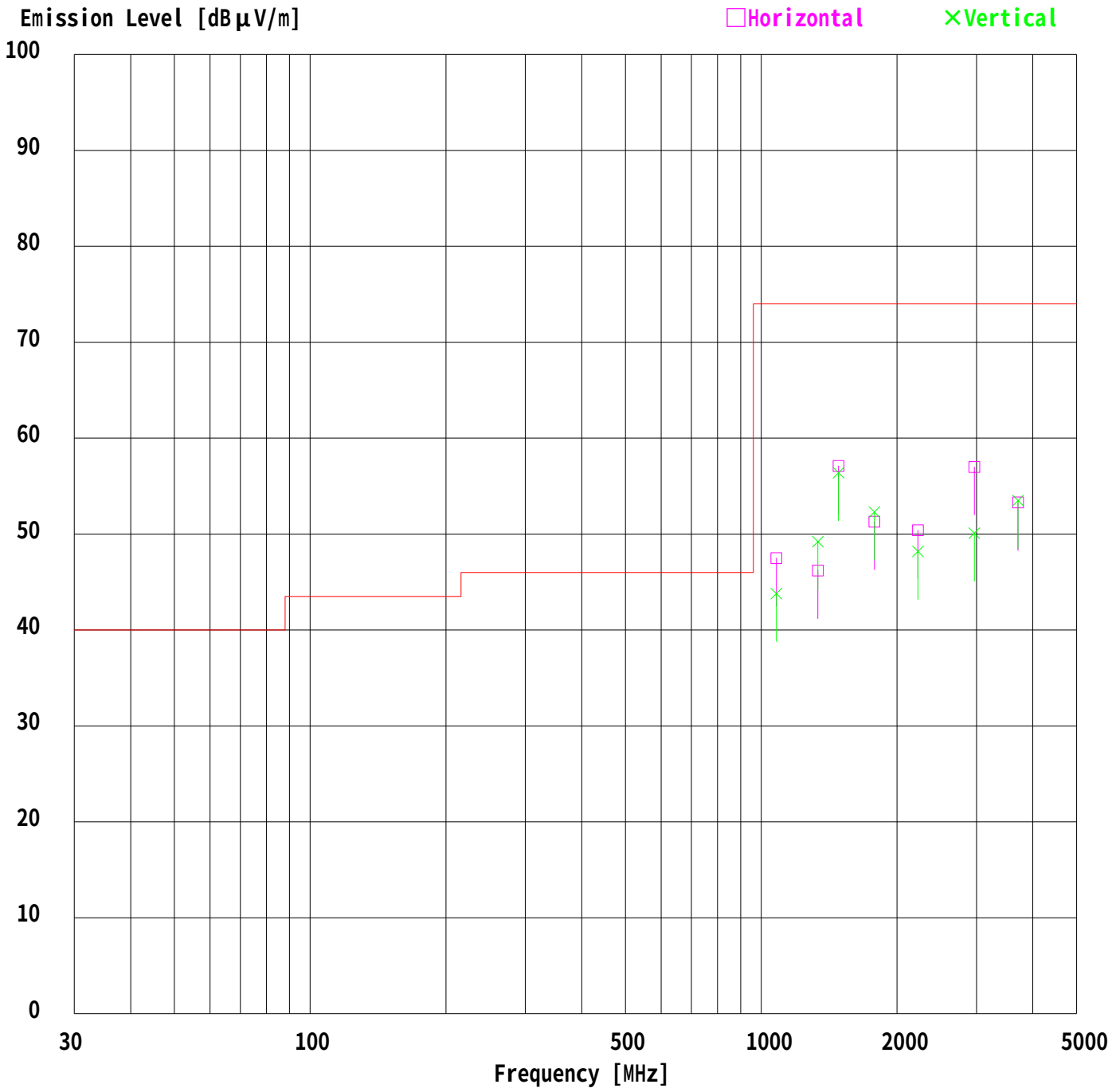

DATA OF RADIATION TEST

UL Apex Co., Ltd.
YOKOWA No.3 OPEN TEST SITE
Report No.: 26JE0221-YW

Applicant : Samsung Electronics Co.,Ltd.
Kind of Equipment : DVD/VCR
Model No. : SLV-D570H
Serial No. : -
Power : AC120V/60Hz
Mode : DVD Play+VCR Rec(HDMI Out)
Remarks : 1920x1080 Test Channel #3
Date : 5/29/2006
Test Distance : 3 m
Temperature : 24 ℃ Engineer : Masaya Minami
Humidity : 41 %
Regulation : FCC Part15B CLASS B

No.	FREQ. [MHz]	ANT TYPE	READING HOR [dBμV]	READING VER [dBμV]	ANT FACTOR [dB/m]	AMP GAIN [dB]	CABLE LOSS [dB]	ATTEN. [dB]	RESULT HOR [dBμV/m]	RESULT VER [dBμV/m]	LIMITS [dBμV/m]	MARGIN HOR [dB]	MARGIN VER [dB]
1.	61.25	BB	40.8	40.1	8.5	28.0	1.5	5.8	28.6	27.9	40.0	11.4	12.1
2.	65.75	BB	44.2	38.9	8.0	27.9	1.6	5.8	31.7	26.4	40.0	8.3	13.6
3.	122.50	BB	28.3	29.3	13.7	28.0	2.3	5.8	22.1	23.1	43.5	21.4	20.4
4.	245.00	BB	21.9	22.1	17.7	27.7	3.5	5.8	21.2	21.4	46.0	24.8	24.6

CALCULATION: READING + ANT.FACTOR + CABLE LOSS - AMP.GAIN + ATTEN.

Expect for the above table : adequate margin data below the limits.
ANT.TYPE : 30-300MHz Biconical,300-1000MHz Logperiodic

DATA OF RADIATION TEST

UL Apex Co., Ltd.
YOKOWA No.3 OPEN TEST SITE
Report No.: 26JE0221-YW

Applicant	: Samsung Electronics Co.,Ltd.		
Kind of Equipment	: DVD/VCR		
Model No.	: SLV-D570H		
Serial No.	: -		
Power	: AC120V/60Hz		
Mode	: DVD Play+VCR Rec(HDMI Out)		
Remarks	: 1920x1080 Test Channel #3		
Date	: 5/29/2006		
Test Distance	: 3 m		
Temperature	: 24 ℃	Engineer	: Masaya Minami
Humidity	: 41 %		
Regulation	: FCC Part15B CLASS B		

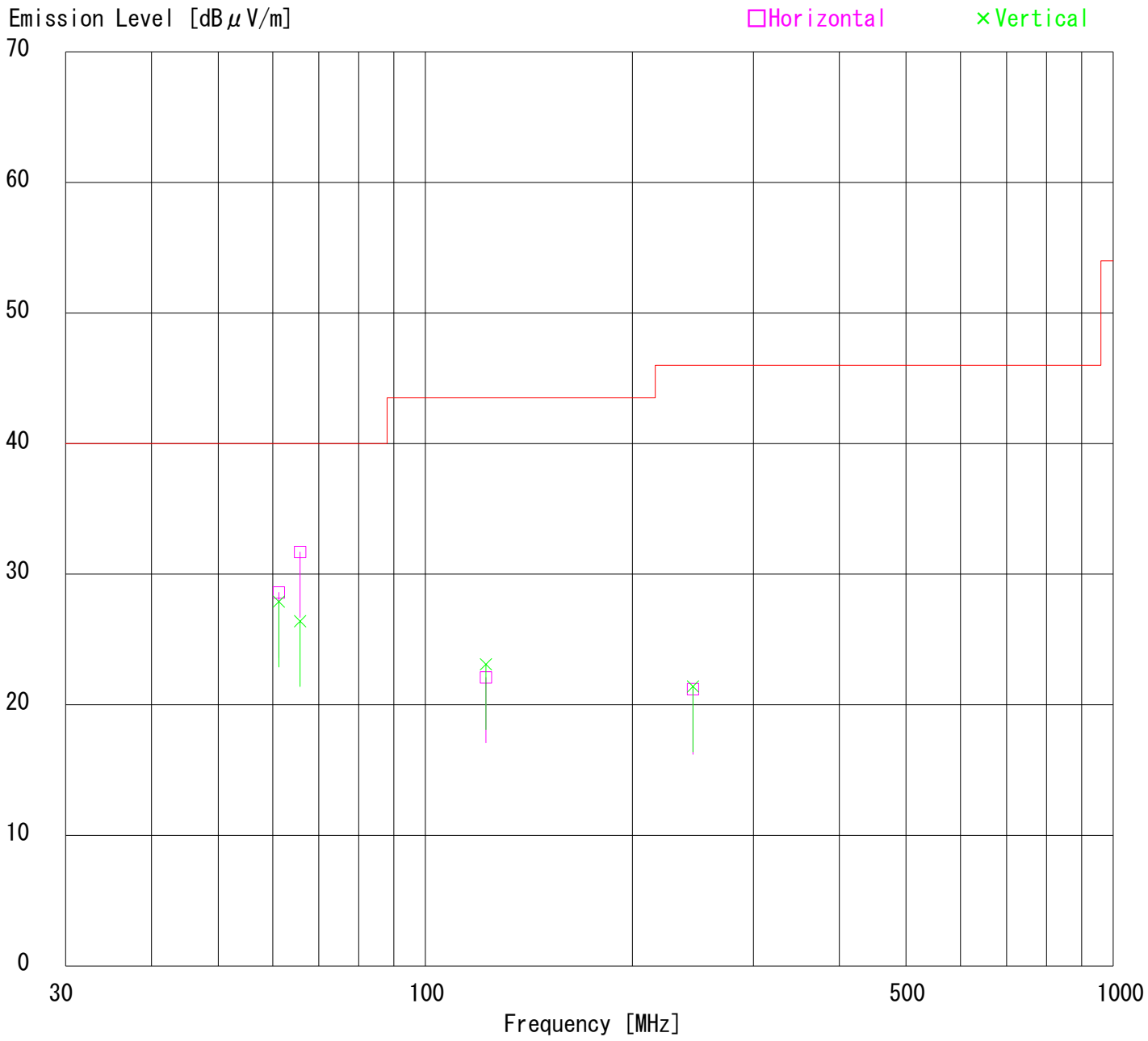

DATA OF RADIATION TEST

UL Apex Co., Ltd.
YOKOWA No.3 OPEN TEST SITE
Report No.: 26JE0221-YW

Applicant : Samsung Electronics Co.,Ltd.
Kind of Equipment : DVD/VCR
Model No. : SLV-D570H
Serial No. : -
Power : AC120V/60Hz
Mode : DVD Play+VCR Rec(HDMI Out)
Remarks : 1920x1080 Test Channel #4
Date : 5/29/2006
Test Distance : 3 m
Temperature : 24 ℃ Engineer : Masaya Minami
Humidity : 41 %
Regulation : FCC Part15B CLASS B

No.	FREQ. [MHz]	ANT TYPE	READING HOR [dBμV]	READING VER [dBμV]	ANT FACTOR [dB/m]	AMP GAIN [dB]	CABLE LOSS [dB]	ATTEN. [dB]	RESULT HOR [dBμV/m]	RESULT VER [dBμV/m]	LIMITS [dBμV/m]	MARGIN HOR [dB]	MARGIN VER [dB]
1.	61.25	BB	40.3	39.8	8.5	28.0	1.5	5.8	28.1	27.6	40.0	11.9	12.4
2.	65.75	BB	43.1	38.3	8.0	27.9	1.6	5.8	30.6	25.8	40.0	9.4	14.2
3.	122.50	BB	26.8	28.5	13.7	28.0	2.3	5.8	20.6	22.3	43.5	22.9	21.2
4.	245.00	BB	22.0	22.0	17.7	27.7	3.5	5.8	21.3	21.3	46.0	24.7	24.7

CALCULATION: READING + ANT.FACTOR + CABLE LOSS - AMP.GAIN + ATTEN.

Expect for the above table : adequate margin data below the limits.
ANT.TYPE : 30-300MHz Biconical,300-1000MHz Logperiodic

DATA OF RADIATION TEST

UL Apex Co., Ltd.
YOKOWA No.3 OPEN TEST SITE
Report No.: 26JE0221-YW

Applicant	: Samsung Electronics Co.,Ltd.		
Kind of Equipment	: DVD/VCR		
Model No.	: SLV-D570H		
Serial No.	: -		
Power	: AC120V/60Hz		
Mode	: DVD Play+VCR Rec(HDMI Out)		
Remarks	: 1920x1080 Test Channel #4		
Date	: 5/29/2006		
Test Distance	: 3 m		
Temperature	: 24 ℃	Engineer	: Masaya Minami
Humidity	: 41 %		
Regulation	: FCC Part15B CLASS B		

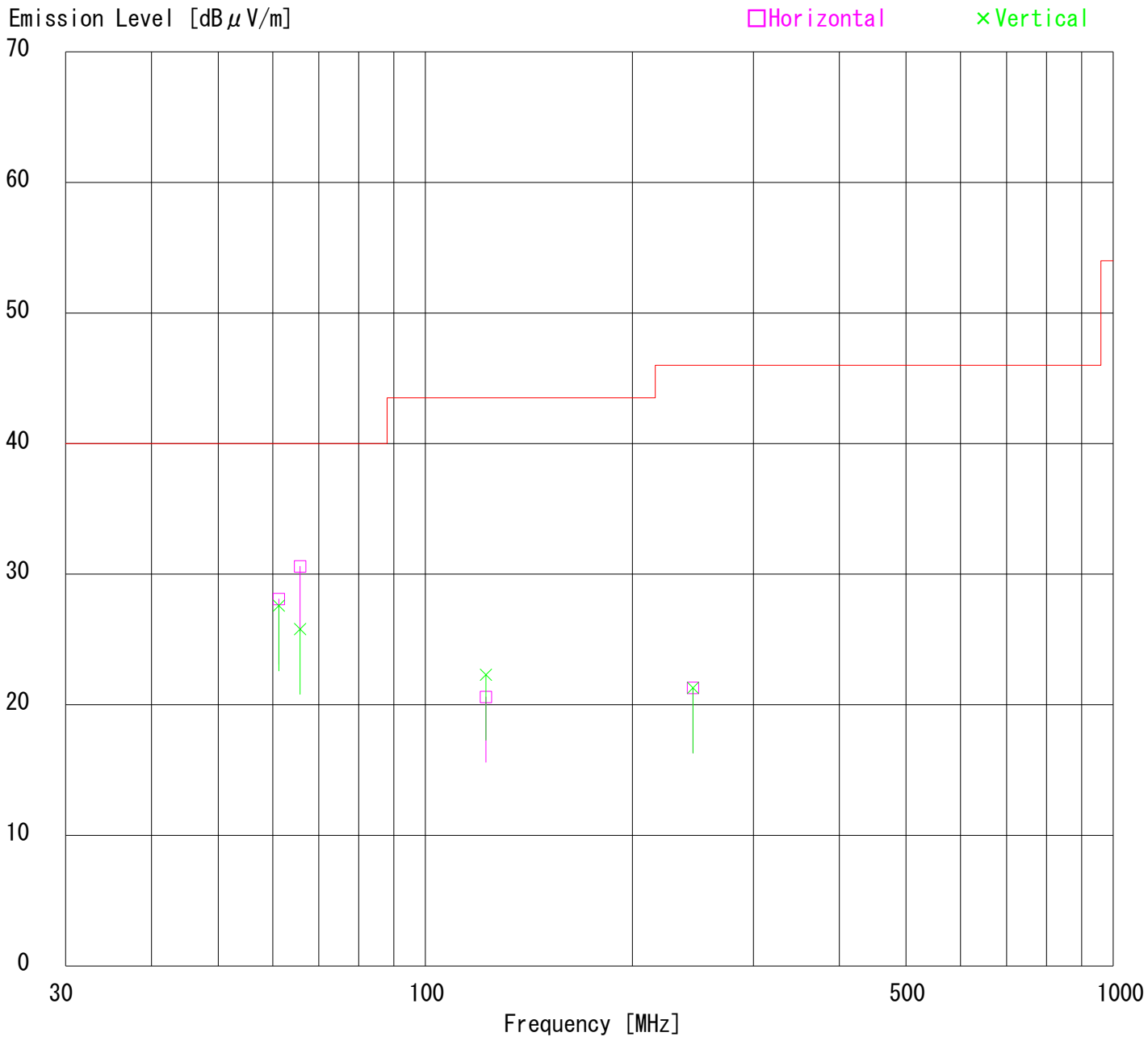

UL Apex Co., Ltd.
Yokowa EMC Lab.

<<ANTENA TERMINAL VOLTAGE TEST>>

1 June,2006 15:14
FCC_TV.dat

EUT TYPE	: DVD/VCR	LIMIT	: FCC Part15
APPLICANT	: SAMSUNG ELECTRONICS Co., Ltd.	MODE	: TV Tuning
Model No.	: SLV-D570H	ENGINEER	: Masanori Nishiyama
EUT POWER	: AC120V/60Hz	TEST ROOM	: Yokowa No.7S/R
TEMP./HUMID.	: 23deg.C / 39%	JOB NO.	: 26JE0221-YW

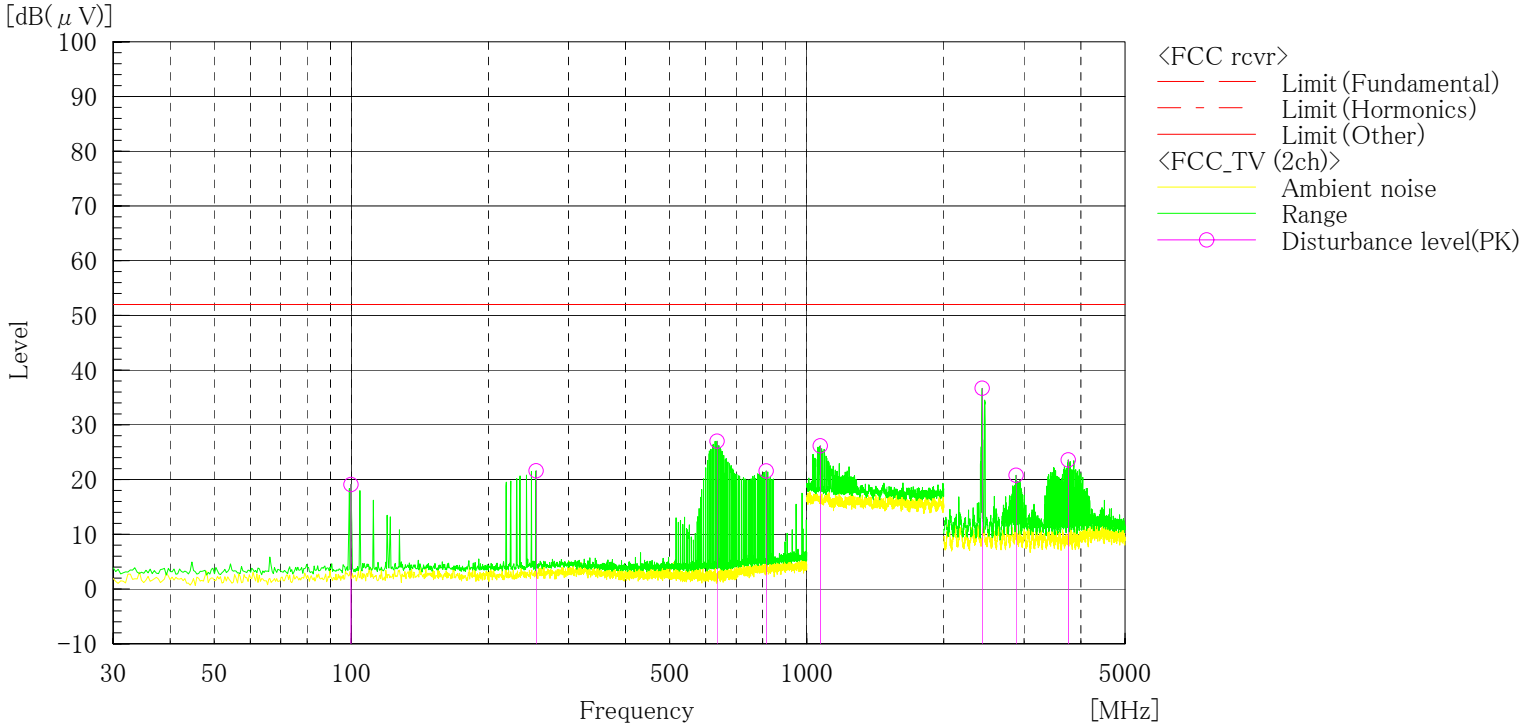

Final Result

Ch.	No.	Frequency [MHz]	Reading PK [dB(μV)]	c.f [dB]	Result PK [dB(μV)]	Limit [dB(μV)]	Margin PK [dB]
2ch	1	99.814	39.2	-20.1	19.1	52.0	32.9
	2	254.486	40.8	-19.2	21.6	52.0	30.4
	3	635.429	46.4	-19.4	27.0	52.0	25.0
	4	814.857	40.2	-18.6	21.6	52.0	30.4
	5	1070.714	53.8	-27.6	26.2	52.0	25.8
	6	2428.572	69.2	-32.5	36.7	52.0	15.3
	7	2882.857	52.9	-32.1	20.8	52.0	31.2
	8	3751.429	55.1	-31.5	23.6	52.0	28.4

UL Apex Co., Ltd.
Yokowa EMC Lab.

<<ANTENA TERMINAL VOLTAGE TEST>>

1 June,2006 14:08
FCC_CATV.dat

EUT TYPE	: DVD/VCR	LIMIT	: FCC Part15
APPLICANT	: SAMSUNG ELECTRONICS Co., Ltd.	MODE	: CATV Tuning
Model No.	: SLV-D570H	ENGINEER	: Masanori Nishiyama
EUT POWER	: AC120V/60Hz	TEST ROOM	: Yokowa No.7S/R
TEMP./HUMID.	: 23deg.C / 39%	JOB NO.	: 26JE0221-YW

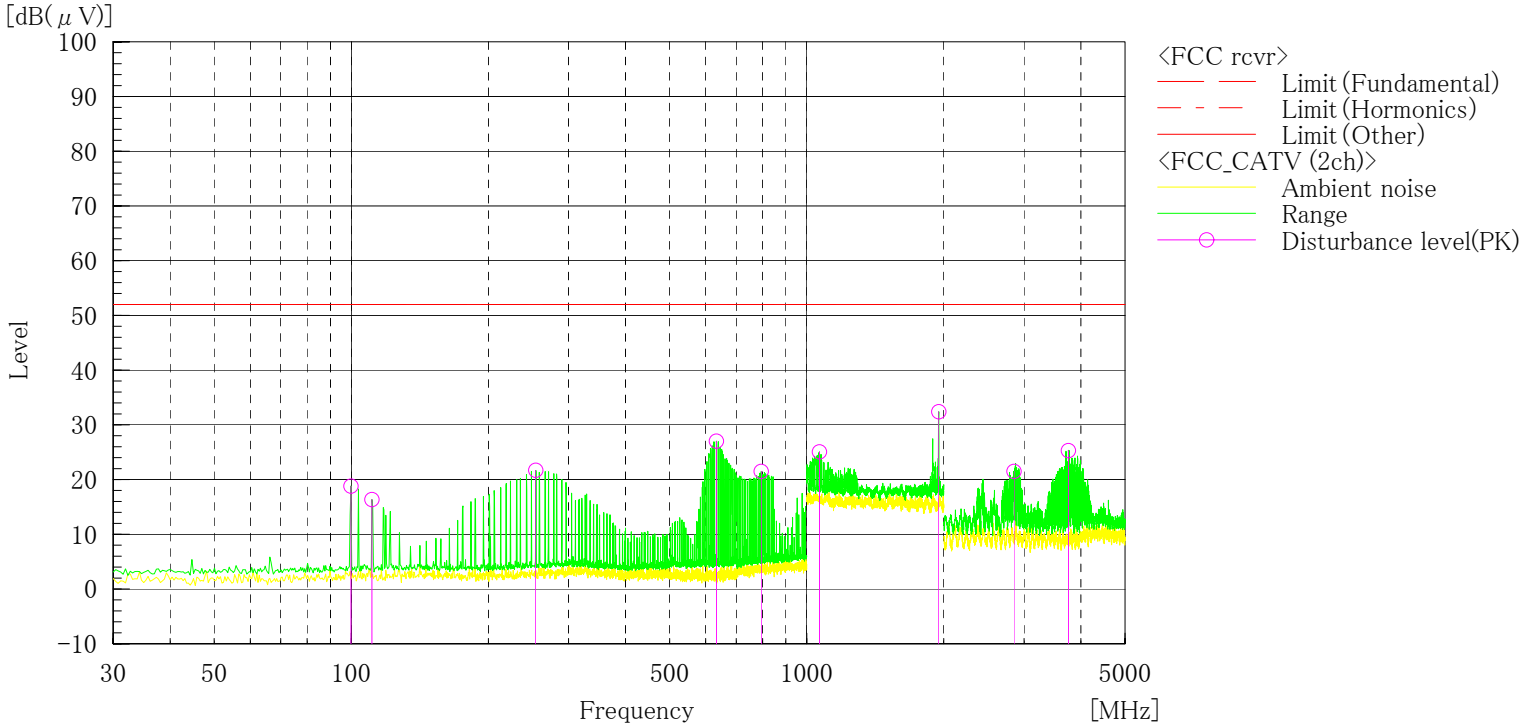

Final Result

Ch.	No.	Frequency [MHz]	Reading PK [dB(μV)]	c.f [dB]	Result PK [dB(μV)]	Limit [dB(μV)]	Margin PK [dB]
2ch	1	99.814	38.9	-20.1	18.8	52.0	33.2
	2	111.000	36.3	-20.0	16.3	52.0	35.7
	3	254.100	40.9	-19.2	21.7	52.0	30.3
	4	633.429	46.4	-19.4	27.0	52.0	25.0
	5	794.286	40.2	-18.7	21.5	52.0	30.5
	6	1066.429	52.7	-27.6	25.1	52.0	26.9
	7	1949.286	59.0	-26.6	32.4	52.0	19.6
	8	2851.429	53.7	-32.2	21.5	52.0	30.5
	9	3755.714	56.8	-31.5	25.3	52.0	26.7

RF Output Level

UL Apex Co.,Ltd.
Yokowa EMC Laboratory

Company	: Samsung Electronics Co., Ltd.	Report Number	: 26JE0221-YW
Equipment	: DVD/VCR	Regulation	: FCC15B SubpartB
Model Number	: SLV-D570H	Date	: June 5 ,2006
Power	: 120V/60Hz	Temp / Humid	: 23deg.C/31%
Description	: TV Reception	Engineer	: Tsubasa Takayama
Remarks	: -		

TV Reception(0dBmV)

Ch	Frequency [MHz]	Meter Reading [dB μV]	Correction Factor [dB]	Result [dB]	Limits [dB μV]	Margin [dB]
Video Signal						
3	61.25	84.6	20.5	64.1	69.5	5.4
4	67.25	84.2	20.4	63.8	69.5	5.7
Audio Signal						
3	56.75	70.4	20.5	49.9	56.5	6.6
	65.75	69.2	20.5	48.7	56.5	7.8
4	62.75	62.8	20.5	42.3	56.5	14.2
	71.75	68.4	20.4	48.0	56.5	8.5

TV Reception(25dBmV)

Ch	Frequency [MHz]	Meter Reading [dB μV]	Correction Factor [dB]	Result [dB]	Limits [dB μV]	Margin [dB]
Video Signal						
3	61.25	84.6	20.5	64.1	69.5	5.4
4	67.25	84.6	20.4	64.2	69.5	5.3
Audio Signal						
3	56.75	70.2	20.5	49.7	56.5	6.8
	65.75	69.4	20.5	48.9	56.5	7.6
4	62.75	62.6	20.5	42.1	56.5	14.4
	71.75	68.4	20.4	48.0	56.5	8.5

RF Output Level

UL Apex Co.,Ltd.
Yokowa EMC Laboratory

Company	: Samsung Electronics Co., Ltd.	Report Number	: 26JE0221-YW
Equipment	: DVD/VCR	Regulation	: FCC15B SubpartB
Model Number	: SLV-D570H	Date	: June 5 ,2006
Power	: 120V/60Hz	Temp / Humid	: 23deg.C/31%
Description	: AV Input	Engineer	: Tsubasa Takayama
Remarks	: -		

AV Input1(1Vp-p)

Ch	Frequency [MHz]	Meter Reading [dB μV]	Correction Factor [dB]	Result [dB]	Limits [dB μV]	Margin [dB]
Video Signal						
3	61.25	84.3	20.5	63.8	69.5	5.7
4	67.25	84.1	20.4	63.7	69.5	5.8
Audio Signal						
3	56.75	70.2	20.5	49.7	56.5	6.8
	65.75	69.4	20.5	48.9	56.5	7.6
4	62.75	69.5	20.5	49.0	56.5	7.5
	71.75	68.0	20.4	47.6	56.5	8.9

AV Input1(5Vp-p)

Ch	Frequency [MHz]	Meter Reading [dB μV]	Correction Factor [dB]	Result [dB]	Limits [dB μV]	Margin [dB]
Video Signal						
3	61.25	84.9	20.5	64.4	69.5	5.1
4	67.25	84.4	20.4	64.0	69.5	5.5
Audio Signal						
3	56.75	70.4	20.5	49.9	56.5	6.6
	65.75	69.5	20.5	49.0	56.5	7.6
4	62.75	69.9	20.5	49.4	56.5	7.1
	71.75	69.0	20.4	48.6	56.5	7.9

RF Output Level

UL Apex Co.,Ltd.
Yokowa EMC Laboratory

Company	: Samsung Electronics Co., Ltd.	Report Number	: 26JE0221-YW
Equipment	: DVD/VCR	Regulation	: FCC15B SubpartB
Model Number	: SLV-D570H	Date	: June 5 ,2006
Power	: 120V/60Hz	Temp / Humid	: 23deg.C/31%
Description	: AV Input	Engineer	: Tsubasa Takayama
Remarks	: -		

AV Input2(1Vp-p)

Ch	Frequency [MHz]	Meter Reading [dB μV]	Correction Factor [dB]	Result [dB]	Limits [dB μV]	Margin [dB]
Video Signal						
3	61.25	84.4	20.5	63.9	69.5	5.6
4	67.25	84.2	20.4	63.8	69.5	5.7
Audio Signal						
3	56.75	70.2	20.5	49.7	56.5	6.8
	65.75	69.6	20.5	49.1	56.5	7.4
4	62.75	69.5	20.5	49.0	56.5	7.5
	71.75	68.4	20.4	48.0	56.5	8.5

AV Input1(5Vp-p)

Ch	Frequency [MHz]	Meter Reading [dB μV]	Correction Factor [dB]	Result [dB]	Limits [dB μV]	Margin [dB]
Video Signal						
3	61.25	84.8	20.5	64.3	69.5	5.2
4	67.25	84.3	20.4	63.9	69.5	5.6
Audio Signal						
3	56.75	70.4	20.5	49.9	56.5	6.6
	65.75	69.5	20.5	49.0	56.5	7.6
4	62.75	70.0	20.5	49.5	56.5	7.0
	71.75	68.6	20.4	48.2	56.5	8.3

RF Output Level

UL Apex Co.,Ltd.
Yokowa EMC Laboratory

Company	: Samsung Electronics Co., Ltd.	Report Number	: 26JE0221-YW
Equipment	: DVD/VCR	Regulation	: FCC15B SubpartB
Model Number	: SLV-D570H	Date	: June 5 ,2006
Power	: 120V/60Hz	Temp / Humid	: 23deg.C/31%
Description	: VCR Playback	Engineer	: Tsubasa Takayama
Remarks	: -		

Ch	Frequency [MHz]	Meter Reading [dB μV]	Correction Factor [dB]	Result [dB]	Limits [dB μV]	Margin [dB]
Video Signal						
3	61.25	85.5	20.5	65.0	69.5	4.5
4	67.25	85.4	20.4	65.0	69.5	4.5
Audio Signal						
3	56.75	70.4	20.5	49.9	56.5	6.6
	65.75	69.2	20.5	48.7	56.5	7.8
4	62.75	70.0	20.5	49.5	56.5	7.0
	71.75	69.4	20.4	49.0	56.5	7.5

RF Output Level

UL Apex Co.,Ltd.
Yokowa EMC Laboratory

Company	: Samsung Electronics Co., Ltd.	Report Number	: 26JE0221-YW
Equipment	: DVD/VCR	Regulation	: FCC15B SubpartB
Model Number	: SLV-D570H	Date	: June 5 ,2006
Power	: 120V/60Hz	Temp / Humid	: 23deg.C/31%
Description	: DVD Play+VCR Rec.	Engineer	: Tsubasa Takayama
Remarks	: -		

Ch	Frequency [MHz]	Meter Reading [dB μV]	Correction Factor [dB]	Result [dB]	Limits [dB μV]	Margin [dB]
Video Signal						
3	61.25	84.5	20.5	64.0	69.5	5.5
4	67.25	85.0	20.4	64.6	69.5	4.9
Audio Signal						
3	56.75	70.5	20.5	50.0	56.5	6.5
	65.75	69.5	20.5	49.0	56.5	7.5
4	62.75	70.6	20.5	50.1	56.5	6.4
	71.75	69.5	20.4	49.1	56.5	7.4

UL Apex Co., Ltd.
Yokowa EMC Lab.

<<DATA of RF Sprious Test>>

June 5,2006 14:36
TV25.dat
Report No.: 26JE0221-YW

EUT TYPE	: DVD/VCR	LIMIT	: FCC Part15 Subpart B
APPLICANT	: Samsung Electronics Co., Ltd.	TEMP./HUMID.	: 23deg.C / 39%
MODEL NO.	: SLV-D570H	MODE	: TV Reception + VCR Rec (3ch:0dBmV)
SERIAL NO.	: -	ENGINEER	: Tsubasa Takayama
EUT POWER	: AC120V/60Hz	TEST ROOM	: Yokowa No.7S/R

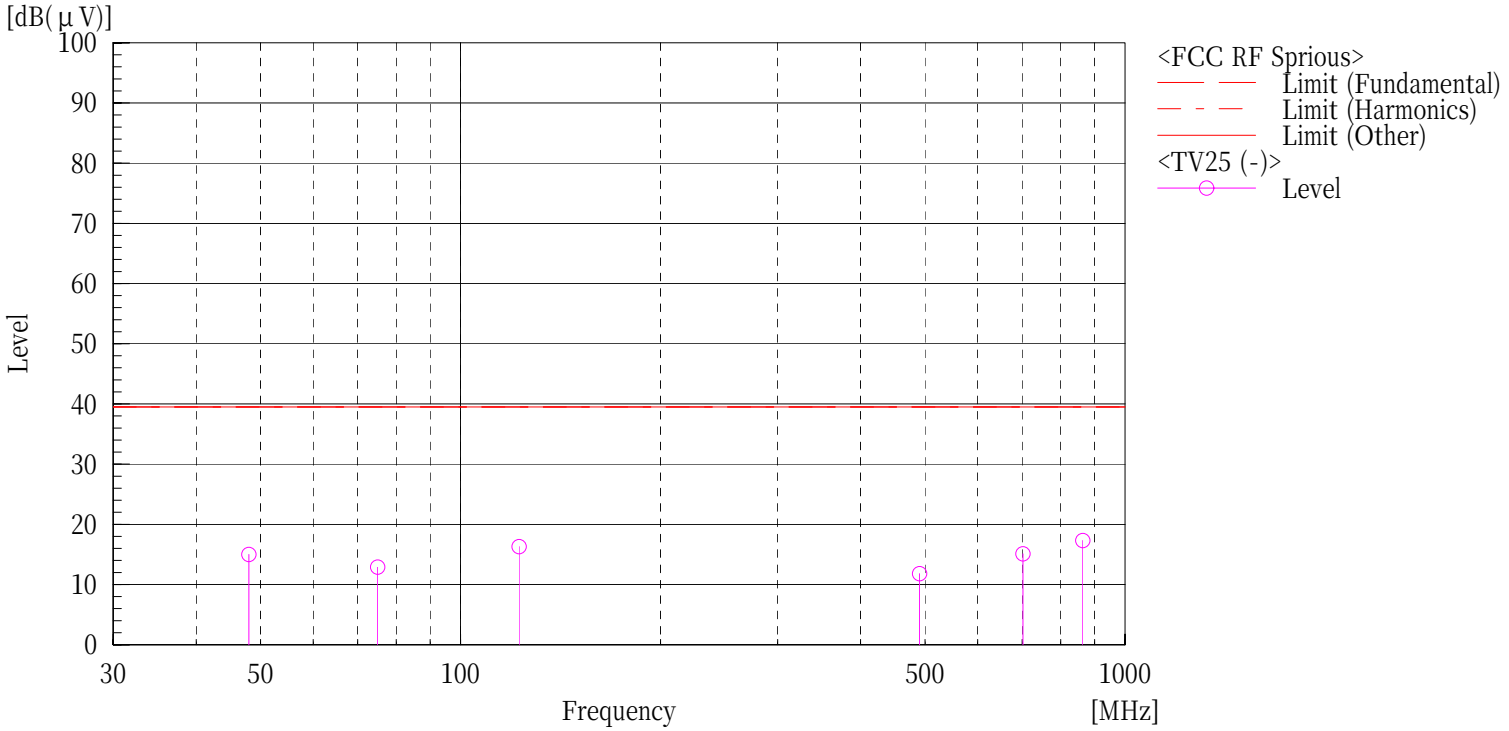

Final Result

Ch.	No.	Frequency [MHz]	Reading PK [dB(μV)]	c.f [dB]	Result PK [dB(μV)]	Limit [dB(μV)]	Margin PK [dB]
-	1	48.000	35.6	-20.6	15.0	39.5	24.5
	2	75.000	33.3	-20.4	12.9	39.5	26.6
	3	122.510	36.2	-19.9	16.3	39.5	23.2
	4	490.560	31.2	-19.4	11.8	39.5	27.7
	5	702.000	34.3	-19.2	15.1	39.5	24.4
	6	864.000	35.6	-18.3	17.3	39.5	22.2

UL Apex Co., Ltd.
Yokowa EMC Lab.

<<DATA of RF Sprious Test>>

June 5,2006 14:36
TV25.dat
Report No.: 26JE0221-YW

EUT TYPE	: DVD/VCR	LIMIT	: FCC Part15 Subpart B
APPLICANT	: Samsung Electronics Co., Ltd.	TEMP./HUMID.	: 23deg.C / 39%
MODEL NO.	: SLV-D570H	MODE	: TV Reception + VCR Rec (3ch:25dBmV)
SERIAL NO.	: -	ENGINEER	: Tsubasa Takayama
EUT POWER	: AC120V/60Hz	TEST ROOM	: Yokowa No.7S/R

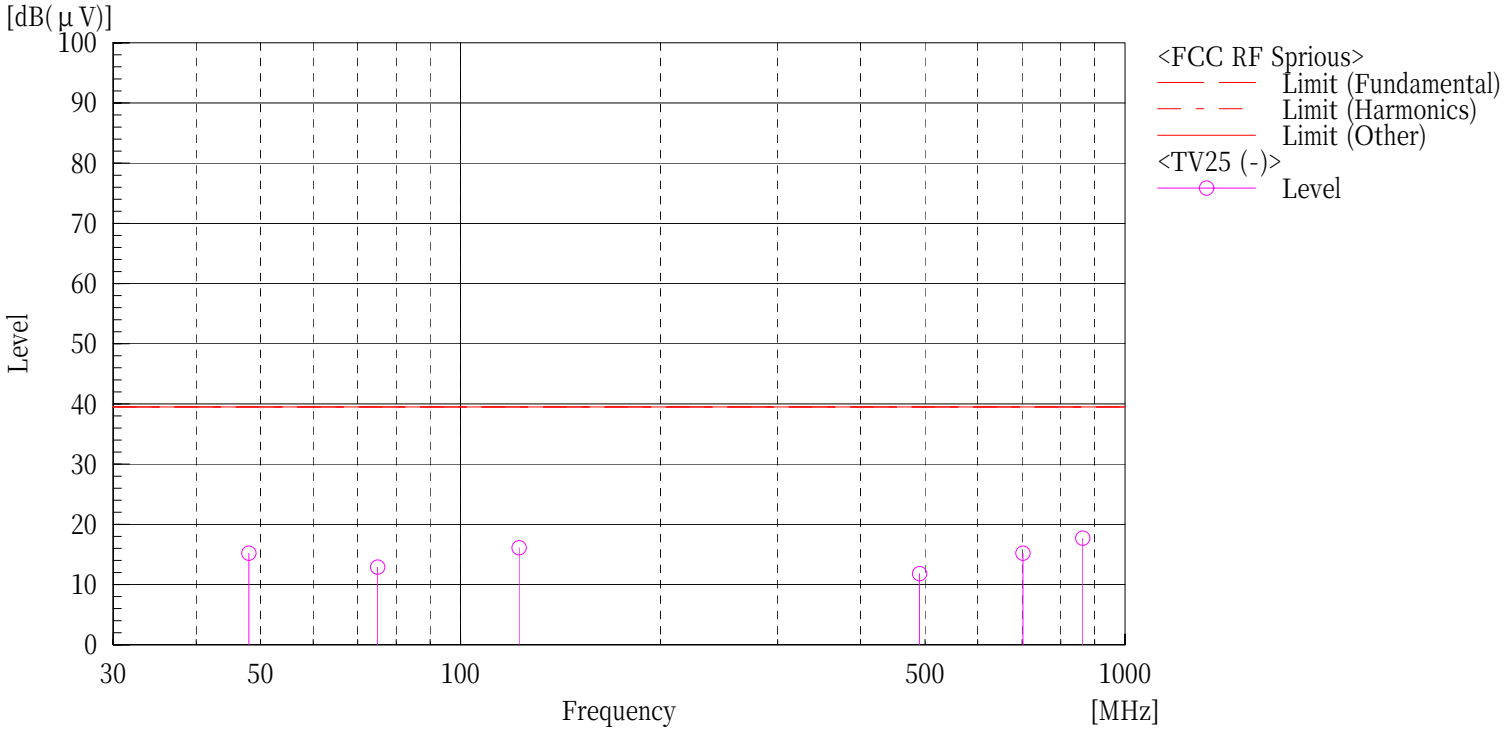

Final Result

Ch.	No.	Frequency [MHz]	Reading PK [dB(μV)]	c.f [dB]	Result PK [dB(μV)]	Limit [dB(μV)]	Margin PK [dB]
-	1	48.000	35.8	-20.6	15.2	39.5	24.3
	2	75.000	33.3	-20.4	12.9	39.5	26.6
	3	122.510	36.0	-19.9	16.1	39.5	23.4
	4	490.560	31.2	-19.4	11.8	39.5	27.7
	5	702.000	34.4	-19.2	15.2	39.5	24.3
	6	864.000	36.0	-18.3	17.7	39.5	21.8

UL Apex Co., Ltd.
Yokowa EMC Lab.

<<DATA of RF Sprious Test>>

June 5 ,2006 14:36
AV1-5.dat
Report No.: 26JE0221-YW

EUT TYPE	: DVD/VCR	LIMIT	: FCC Part15 Subpart B
APPLICANT	: Samsung Electronics Co., Ltd.	TEMP./HUMID.	: 23deg.C / 39%
MODEL NO.	: SLV-D570H	MODE	: AV Input 1 + Rec (3ch:1Vp-p)
SERIAL NO.	: -	ENGINEER	: Tsubasa Takayama
EUT POWER	: AC120V/60Hz	TEST ROOM	: Yokowa No.7S/R

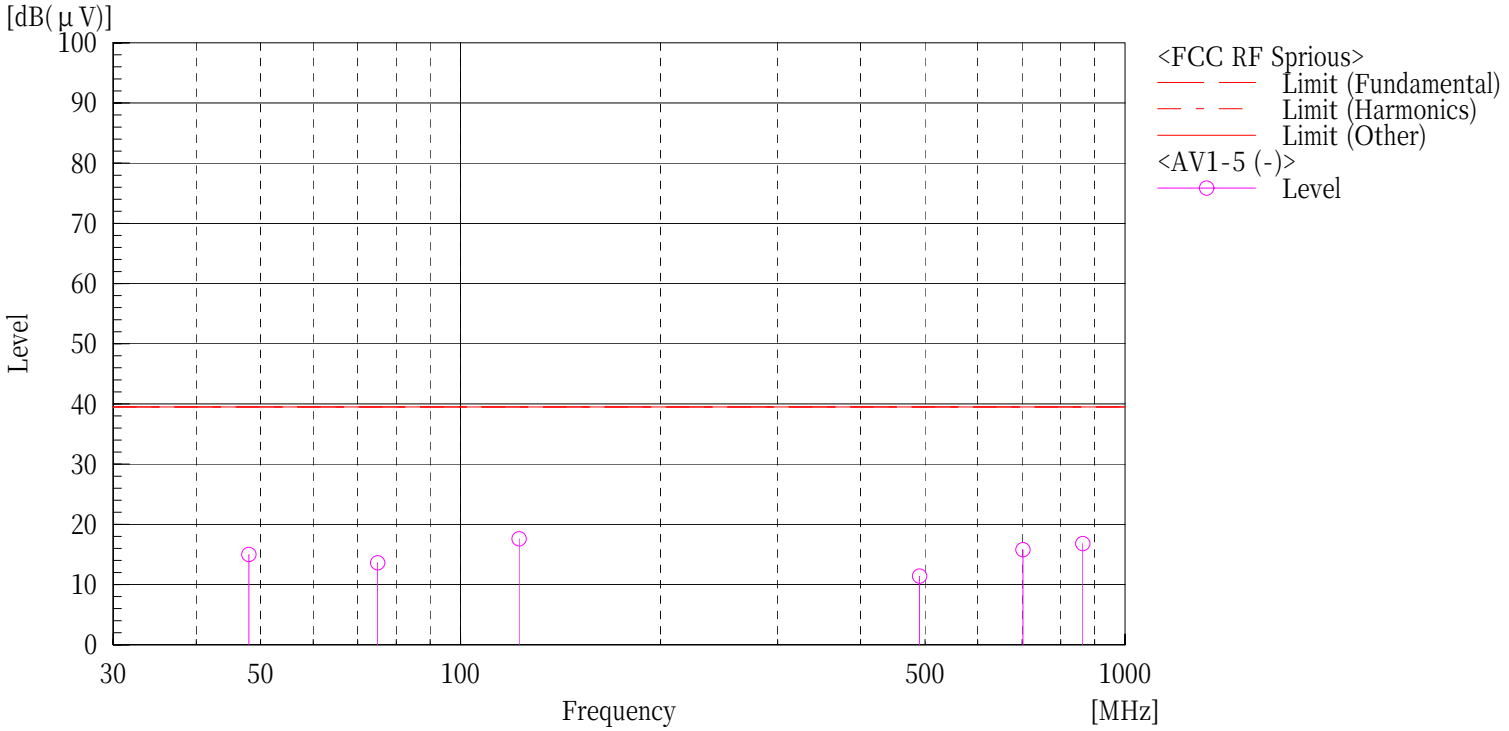

Final Result

Ch.	No.	Frequency [MHz]	Reading PK [dB(μV)]	c.f [dB]	Result PK [dB(μV)]	Limit [dB(μV)]	Margin PK [dB]
-	1	48.000	35.6	-20.6	15.0	39.5	24.5
	2	75.000	34.0	-20.4	13.6	39.5	25.9
	3	122.510	37.5	-19.9	17.6	39.5	21.9
	4	490.560	30.8	-19.4	11.4	39.5	28.1
	5	702.000	35.0	-19.2	15.8	39.5	23.7
	6	864.000	35.1	-18.3	16.8	39.5	22.7

UL Apex Co., Ltd.
Yokowa EMC Lab.

<<DATA of RF Sprious Test>>

June 5,2006 14:36
AV1-5.dat
Report No.: 26JE0221-YW

EUT TYPE	: DVD/VCR	LIMIT	: FCC Part15 Subpart B
APPLICANT	: Samsung Electronics Co., Ltd.	TEMP./HUMID.	: 23deg.C / 39%
MODEL NO.	: SLV-D570H	MODE	: AV Input 1 + Rec (3ch:5Vp-p)
SERIAL NO.	: -	ENGINEER	: Tsubasa Takayama
EUT POWER	: AC120V/60Hz	TEST ROOM	: Yokowa No.7S/R

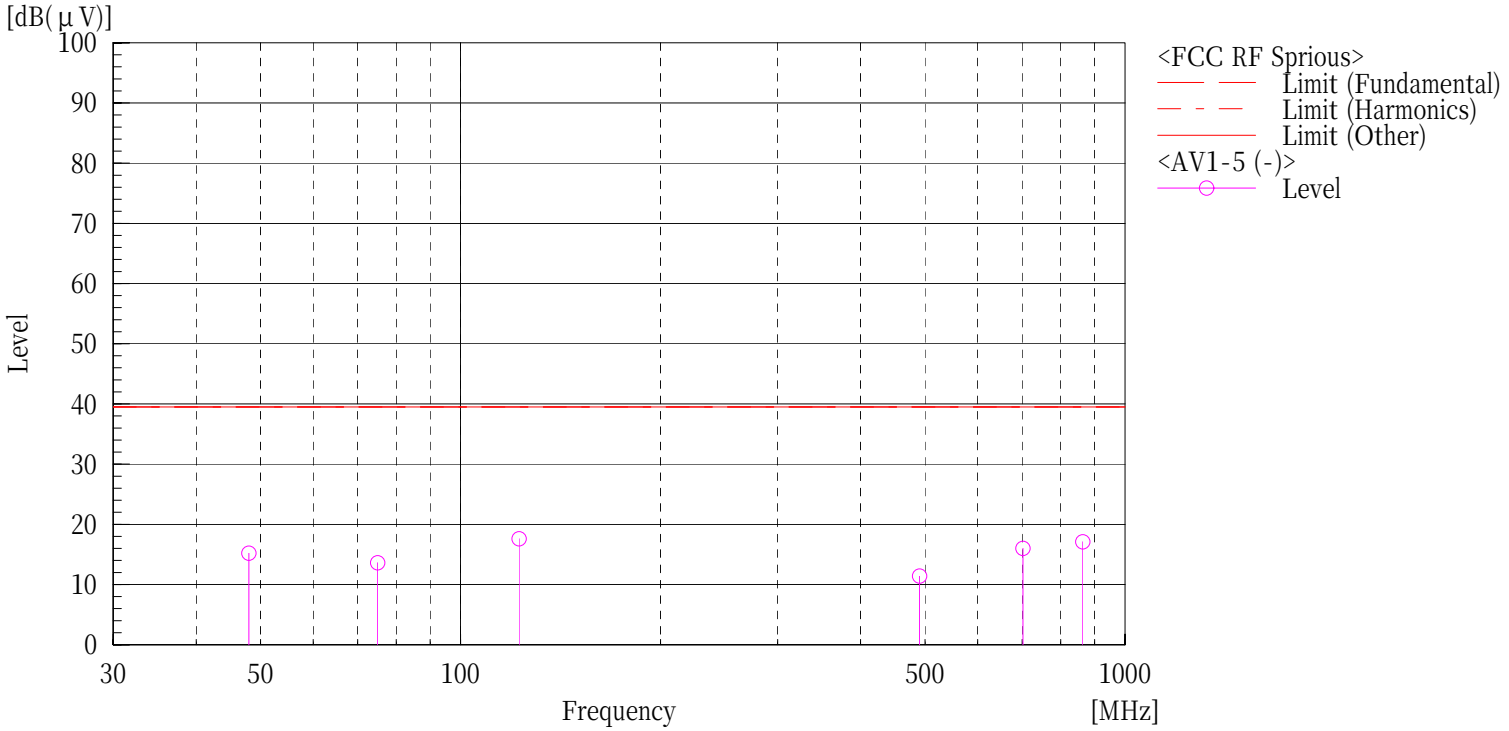

Final Result

Ch.	No.	Frequency [MHz]	Harm (<)	Reading PK [dB(μV)]	c.f [dB]	Result PK [dB(μV)]	Limit [dB(μV)]	Margin PK [dB]
-	1	48.000		35.8	-20.6	15.2	39.5	24.3
	2	75.000		34.0	-20.4	13.6	39.5	25.9
	3	122.510		37.5	-19.9	17.6	39.5	21.9
	4	490.560		30.8	-19.4	11.4	39.5	28.1
	5	702.000		35.2	-19.2	16.0	39.5	23.5
	6	864.000	19	35.4	-18.3	17.1	39.5	22.4

UL Apex Co., Ltd.
Yokowa EMC Lab.

<<DATA of RF Sprious Test>>

June 5,2006 14:36
AV2-1.dat
Report No.: 26JE0221-YW

EUT TYPE	: DVD/VCR	LIMIT	: FCC Part15 Subpart B
APPLICANT	: Samsung Electronics Co., Ltd.	TEMP./HUMID.	: 23deg.C / 39%
MODEL NO.	: SLV-D570H	MODE	: AV Input 2 + Rec (3ch:1Vp-p)
SERIAL NO.	: -	ENGINEER	: Tsubasa Takayama
EUT POWER	: AC120V/60Hz	TEST ROOM	: Yokowa No.7S/R

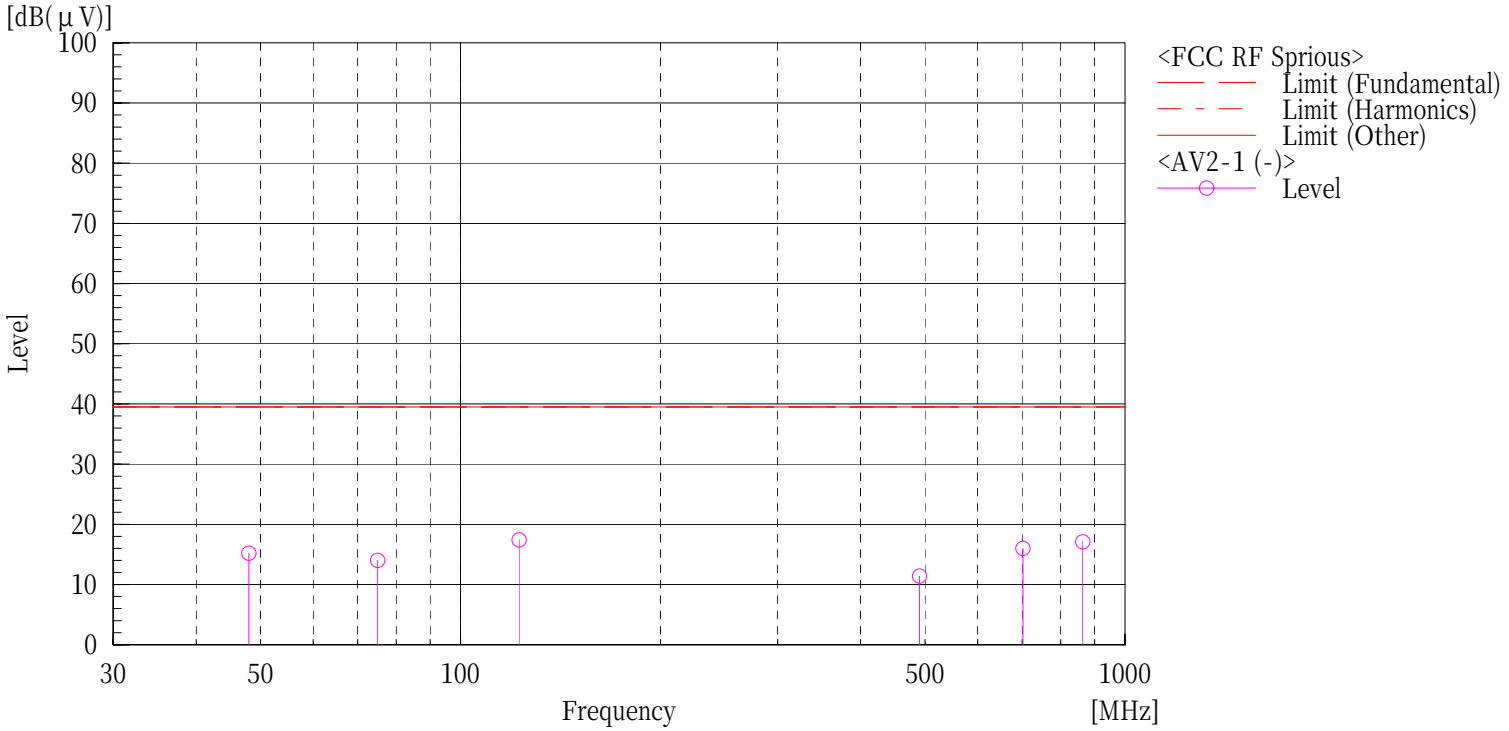

Final Result

Ch.	No.	Frequency [MHz]	Reading PK [dB(μV)]	c.f [dB]	Result PK [dB(μV)]	Limit [dB(μV)]	Margin PK [dB]
-	1	48.000	35.8	-20.6	15.2	39.5	24.3
	2	75.000	34.4	-20.4	14.0	39.5	25.5
	3	122.510	37.3	-19.9	17.4	39.5	22.1
	4	490.560	30.8	-19.4	11.4	39.5	28.1
	5	702.000	35.2	-19.2	16.0	39.5	23.5
	6	864.000	35.4	-18.3	17.1	39.5	22.4

UL Apex Co., Ltd.
Yokowa EMC Lab.

<<DATA of RF Sprious Test>>

June 5,2006 14:36
AV2-1.dat
Report No.: 26JE0221-YW

EUT TYPE	: DVD/VCR	LIMIT	: FCC Part15 Subpart B
APPLICANT	: Samsung Electronics Co., Ltd.	TEMP./HUMID.	: 23deg.C / 39%
MODEL NO.	: SLV-D570H	MODE	: AV Input 2 + Rec (3ch:5Vp-p)
SERIAL NO.	: -	ENGINEER	: Tsubasa Takayama
EUT POWER	: AC120V/60Hz	TEST ROOM	: Yokowa No.7S/R

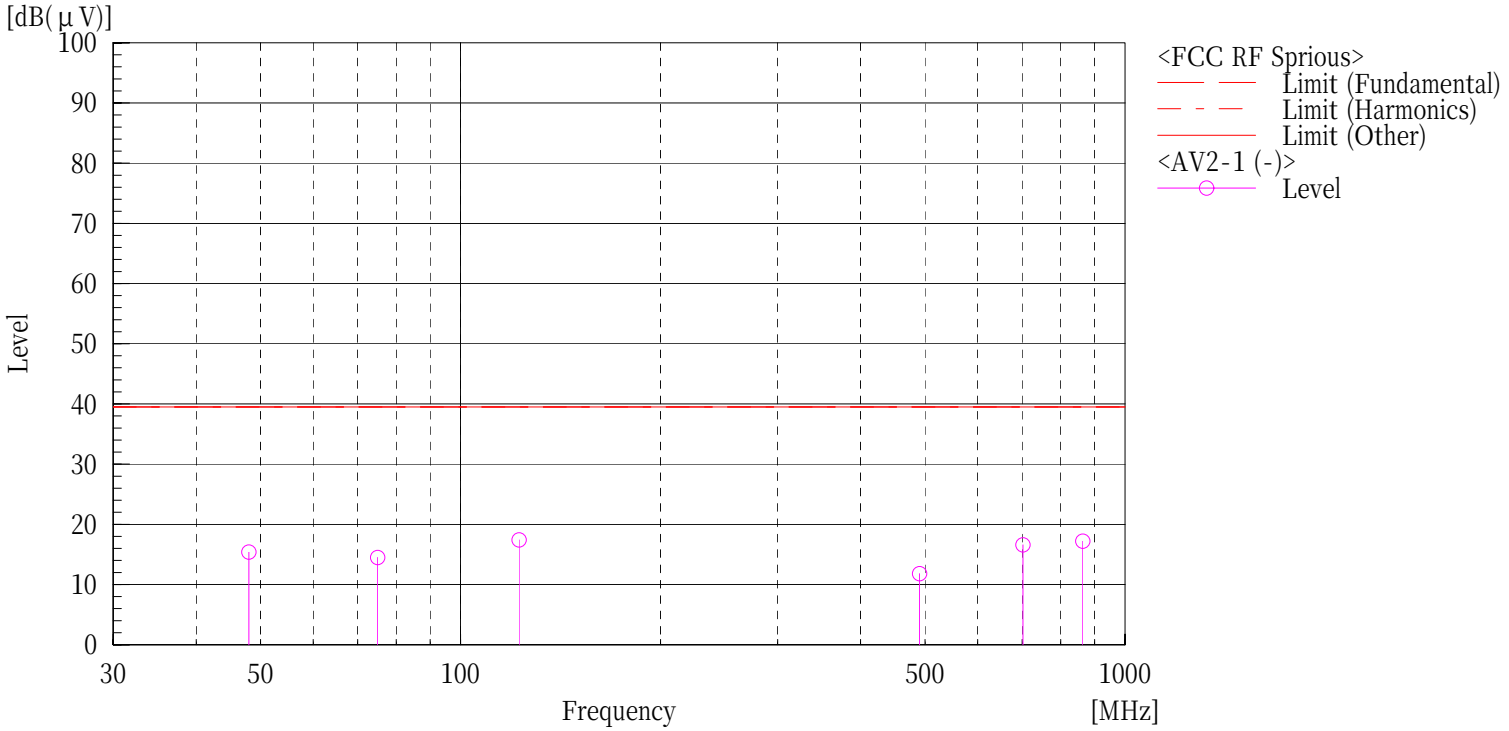

Final Result

Ch.	No.	Frequency [MHz]	Reading PK [dB(μV)]	c.f [dB]	Result PK [dB(μV)]	Limit [dB(μV)]	Margin PK [dB]
-	1	48.000	36.0	-20.6	15.4	39.5	24.1
	2	75.000	34.9	-20.4	14.5	39.5	25.0
	3	122.510	37.3	-19.9	17.4	39.5	22.1
	4	490.560	31.2	-19.4	11.8	39.5	27.7
	5	702.000	35.8	-19.2	16.6	39.5	22.9
	6	864.000	35.5	-18.3	17.2	39.5	22.3

UL Apex Co., Ltd.
Yokowa EMC Lab.

<<DATA of RF Sprious Test>>

June 5,2006 14:36
VCR.dat
Report No.: 26JE0221-YW

EUT TYPE	: DVD/VCR	LIMIT	: FCC Part15 Subpart B
APPLICANT	: Samsung Electronics Co., Ltd.	TEMP./HUMID.	: 23deg.C / 39%
MODEL NO.	: SLV-D570H	MODE	: VCR Playback (3ch)
SERIAL NO.	: -	ENGINEER	: Tsubasa Takayama
EUT POWER	: AC120V/60Hz	TEST ROOM	: Yokowa No.7S/R

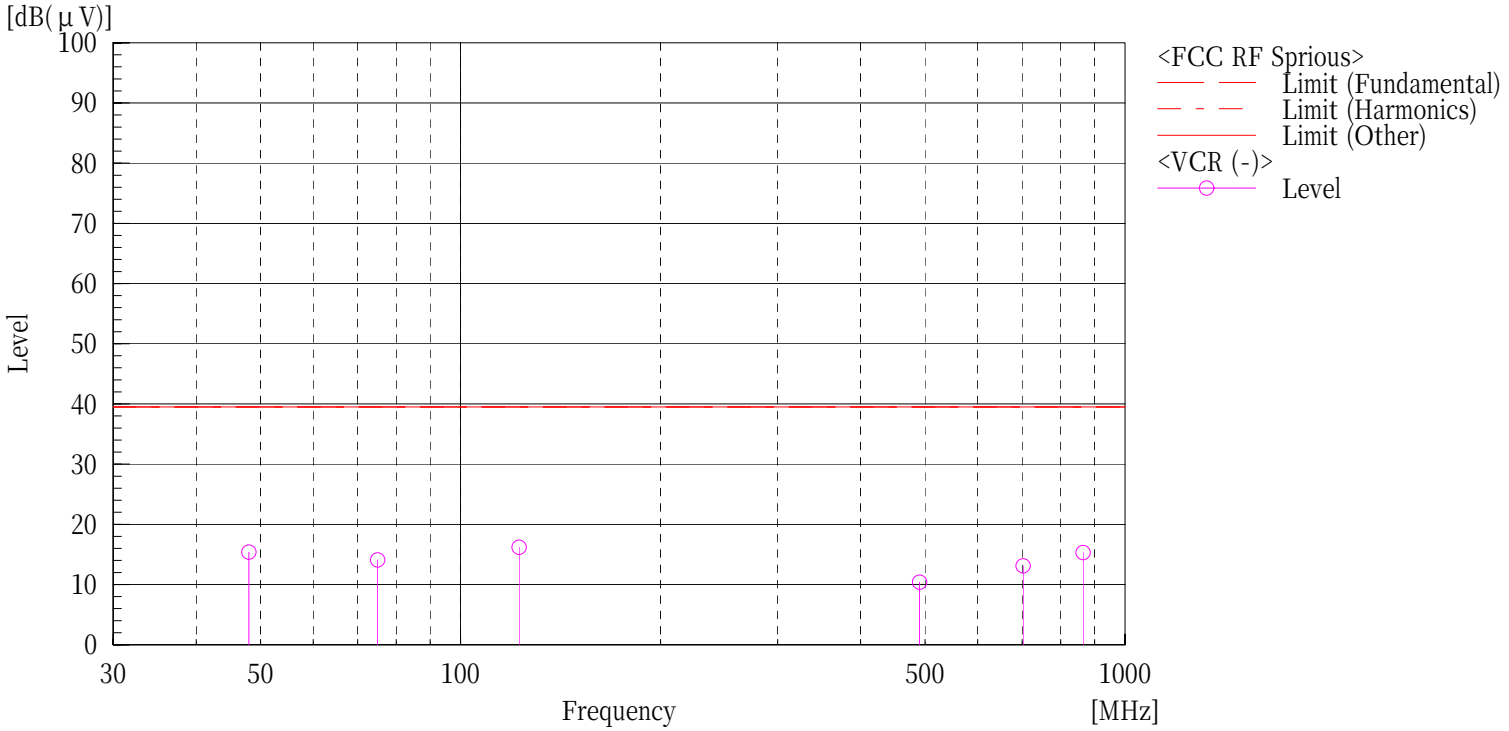

Final Result

Ch.	No.	Frequency [MHz]	Harm (<)	Reading PK [dB(μV)]	c.f [dB]	Result PK [dB(μV)]	Limit [dB(μV)]	Margin PK [dB]
-	1	48.000		36.0	-20.6	15.4	39.5	24.1
	2	75.000		34.5	-20.4	14.1	39.5	25.4
	3	122.510		36.1	-19.9	16.2	39.5	23.3
	4	490.560		29.8	-19.4	10.4	39.5	29.1
	5	702.560		32.3	-19.2	13.1	39.5	26.4
	6	864.600	19	33.6	-18.3	15.3	39.5	24.2

UL Apex Co., Ltd.
Yokowa EMC Lab.

<<DATA of RF Sprious Test>>

June 5,2006 14:36
DVD.dat
Report No.: 26JE0221-YW

EUT TYPE	: DVD/VCR	LIMIT	: FCC Part15 Subpart B
APPLICANT	: Samsung Electronics Co., Ltd.	TEMP./HUMID.	: 23deg.C / 39%
MODEL NO.	: SLV-D570H	MODE	: DVD Play ▪VCR Rec ▪(3ch)
SERIAL NO.	: -	ENGINEER	: Tsubasa Takayama
EUT POWER	: AC120V/60Hz	TEST ROOM	: Yokowa No.7S/R

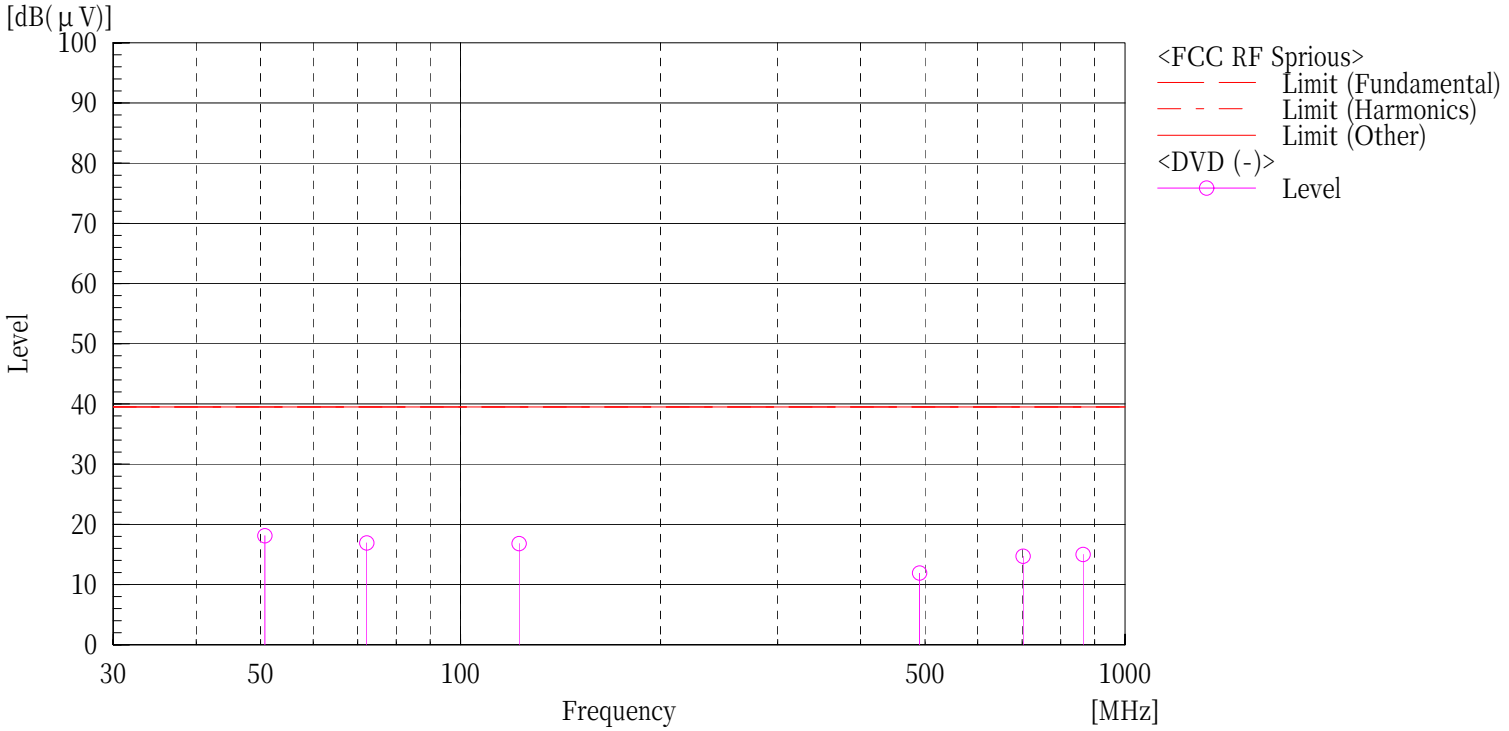

Final Result

Ch.	No.	Frequency [MHz]	Harm (<)	Reading PK [dB(μV)]	c.f [dB]	Result PK [dB(μV)]	Limit [dB(μV)]	Margin PK [dB]
-	1	50.750		38.7	-20.6	18.1	39.5	21.4
	2	72.230		37.3	-20.4	16.9	39.5	22.6
	3	122.510		36.7	-19.9	16.8	39.5	22.7
	4	490.560		31.3	-19.4	11.9	39.5	27.6
	5	702.560		33.9	-19.2	14.7	39.5	24.8
	6	864.600	19	33.3	-18.3	15.0	39.5	24.5

UL Apex Co., Ltd.
Yokowa EMC Lab.

<<DATA of RF Sprious Test>>

June 5,2006 14:36
TV25.dat
Report No.: 26JE0221-YW

EUT TYPE	: DVD/VCR	LIMIT	: FCC Part15 Subpart B
APPLICANT	: Samsung Electronics Co., Ltd.	TEMP./HUMID.	: 23deg.C / 39%
MODEL NO.	: SLV-D570H	MODE	: TV Reception + Rec (4ch:0dBmV)
SERIAL NO.	: -	ENGINEER	: Tsubasa Takayama
EUT POWER	: AC120V/60Hz	TEST ROOM	: Yokowa No.7S/R

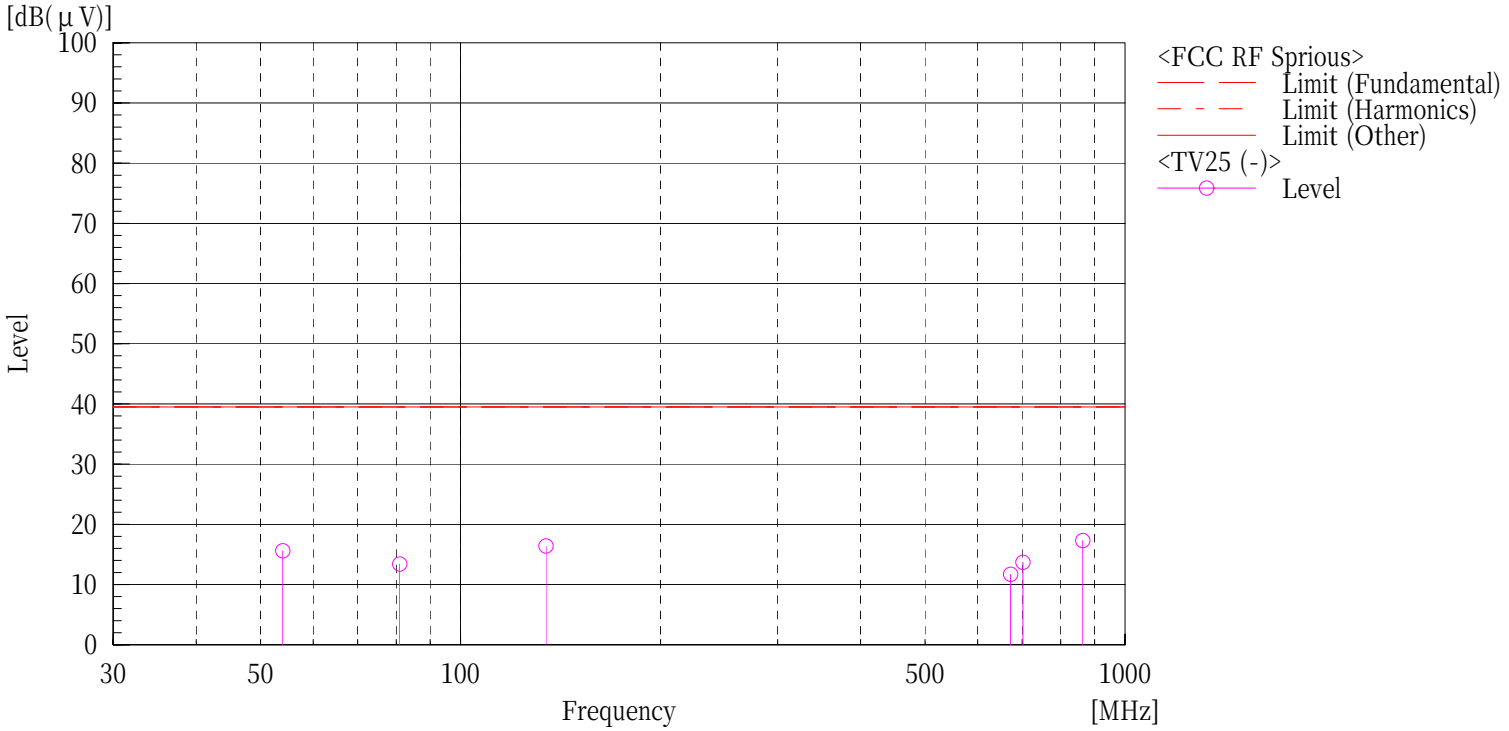

Final Result

Ch.	No.	Frequency [MHz]	Reading PK [dB(μV)]	c.f [dB]	Result PK [dB(μV)]	Limit [dB(μV)]	Margin PK [dB]
-	1	54.000	36.1	-20.5	15.6	39.5	23.9
	2	81.000	33.7	-20.3	13.4	39.5	26.1
	3	134.440	36.3	-19.9	16.4	39.5	23.1
	4	672.650	31.0	-19.3	11.7	39.5	27.8
	5	702.000	32.9	-19.2	13.7	39.5	25.8
	6	864.000	35.6	-18.3	17.3	39.5	22.2

UL Apex Co., Ltd.
Yokowa EMC Lab.

<<DATA of RF Sprious Test>>

June 5,2006 14:36
TV0.dat
Report No.: 26JE0221-YW

EUT TYPE	: DVD/VCR	LIMIT	: FCC Part15 Subpart B
APPLICANT	: Samsung Electronics Co., Ltd.	TEMP./HUMID.	: 23deg.C / 39%
MODEL NO.	: SLV-D570H	MODE	: TV Reception + Rec (4ch:25dBmV)
SERIAL NO.	: -	ENGINEER	: Tsubasa Takayama
EUT POWER	: AC120V/60Hz	TEST ROOM	: Yokowa No.7S/R

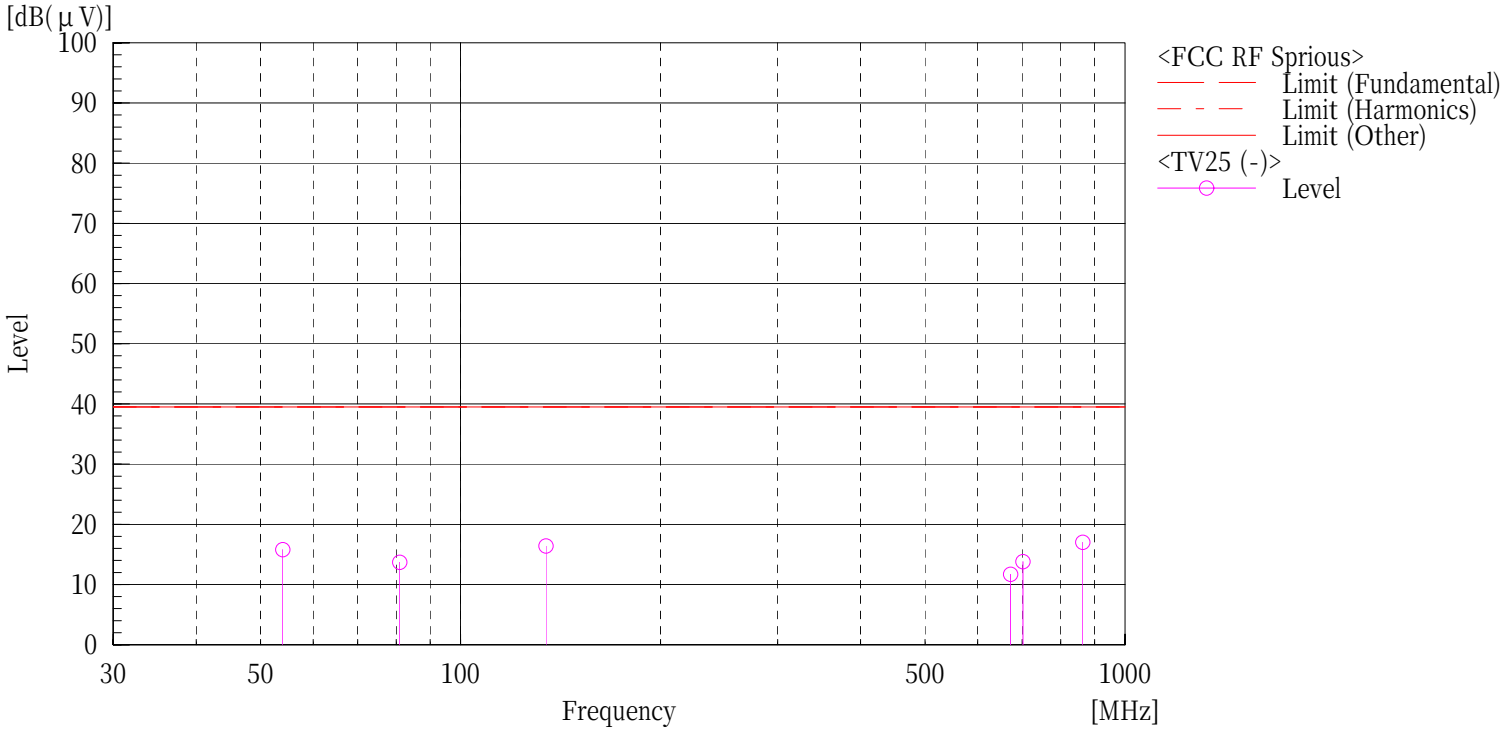

Final Result

Ch.	No.	Frequency [MHz]	Reading PK [dB(μV)]	c.f [dB]	Result PK [dB(μV)]	Limit [dB(μV)]	Margin PK [dB]
-	1	54.000	36.3	-20.5	15.8	39.5	23.7
	2	81.000	34.0	-20.3	13.7	39.5	25.8
	3	134.440	36.3	-19.9	16.4	39.5	23.1
	4	672.650	31.0	-19.3	11.7	39.5	27.8
	5	702.000	33.0	-19.2	13.8	39.5	25.7
	6	864.000	35.3	-18.3	17.0	39.5	22.5

UL Apex Co., Ltd.
Yokowa EMC Lab.

<<DATA of RF Sprious Test>>

June 5,2006 14:36
AV1-5.dat
Report No.: 26JE0221-YW

EUT TYPE	: DVD/VCR	LIMIT	: FCC Part15 Subpart B
APPLICANT	: Samsung Electronics Co., Ltd.	TEMP./HUMID.	: 23deg.C / 39%
MODEL NO.	: SLV-D570H	MODE	: AV Input 1 + Rec (4ch:1Vp-p)
SERIAL NO.	: -	ENGINEER	: Tsubasa Takayama
EUT POWER	: AC120V/60Hz	TEST ROOM	: Yokowa No.7S/R

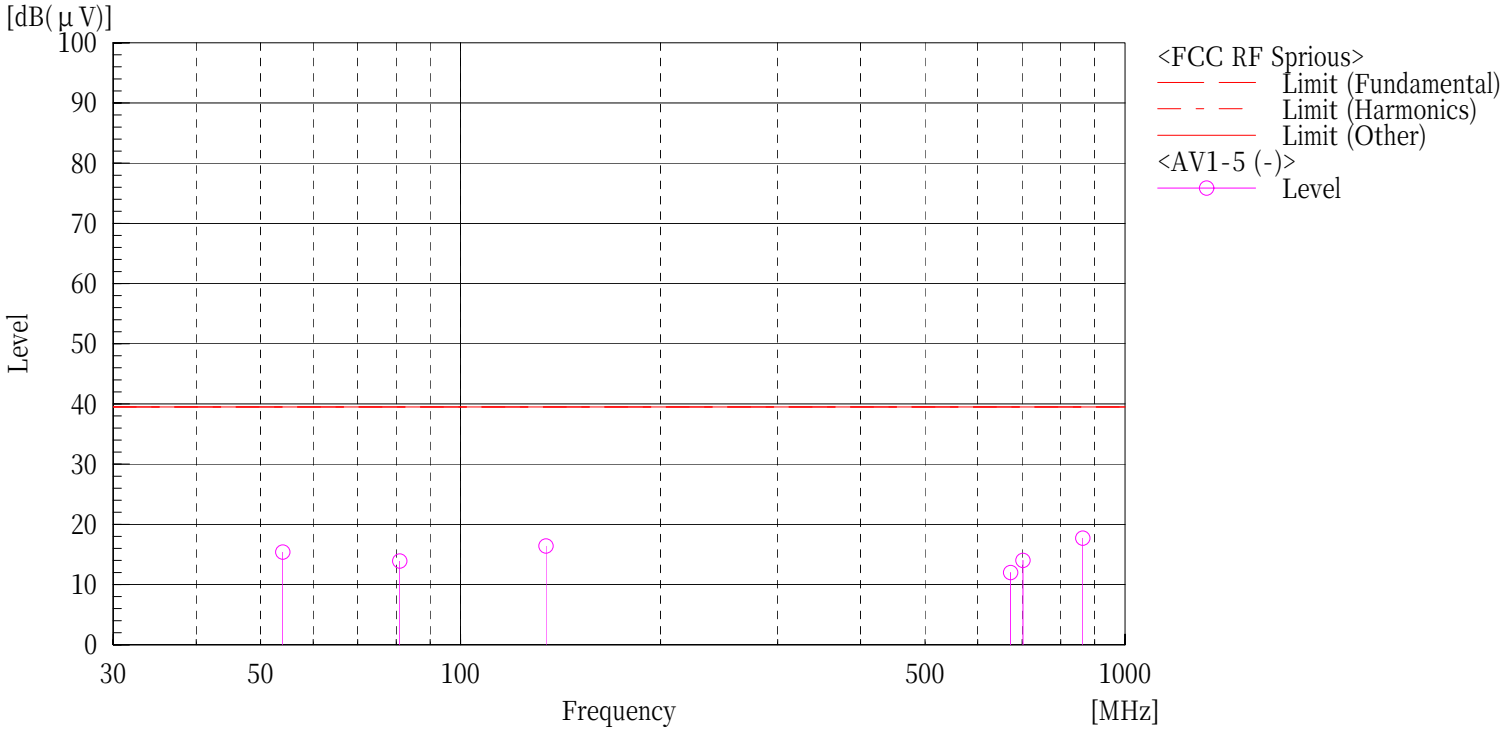

Final Result

Ch.	No.	Frequency [MHz]	Reading PK [dB(μV)]	c.f [dB]	Result PK [dB(μV)]	Limit [dB(μV)]	Margin PK [dB]
-	1	54.000	35.9	-20.5	15.4	39.5	24.1
	2	81.000	34.2	-20.3	13.9	39.5	25.6
	3	134.440	36.3	-19.9	16.4	39.5	23.1
	4	672.650	31.3	-19.3	12.0	39.5	27.5
	5	702.000	33.2	-19.2	14.0	39.5	25.5
	6	864.000	36.0	-18.3	17.7	39.5	21.8

UL Apex Co., Ltd.
Yokowa EMC Lab.

<<DATA of RF Sprious Test>>

June 5,2006 14:36
AV1-5.dat
Report No.: 26JE0221-YW

EUT TYPE	: DVD/VCR	LIMIT	: FCC Part15 Subpart B
APPLICANT	: Samsung Electronics Co., Ltd.	TEMP./HUMID.	: 23deg.C / 39%
MODEL NO.	: SLV-D570H	MODE	: AV Input 1 + Rec (4ch:5Vp-p)
SERIAL NO.	: -	ENGINEER	: Tsubasa Takayama
EUT POWER	: AC120V/60Hz	TEST ROOM	: Yokowa No.7S/R

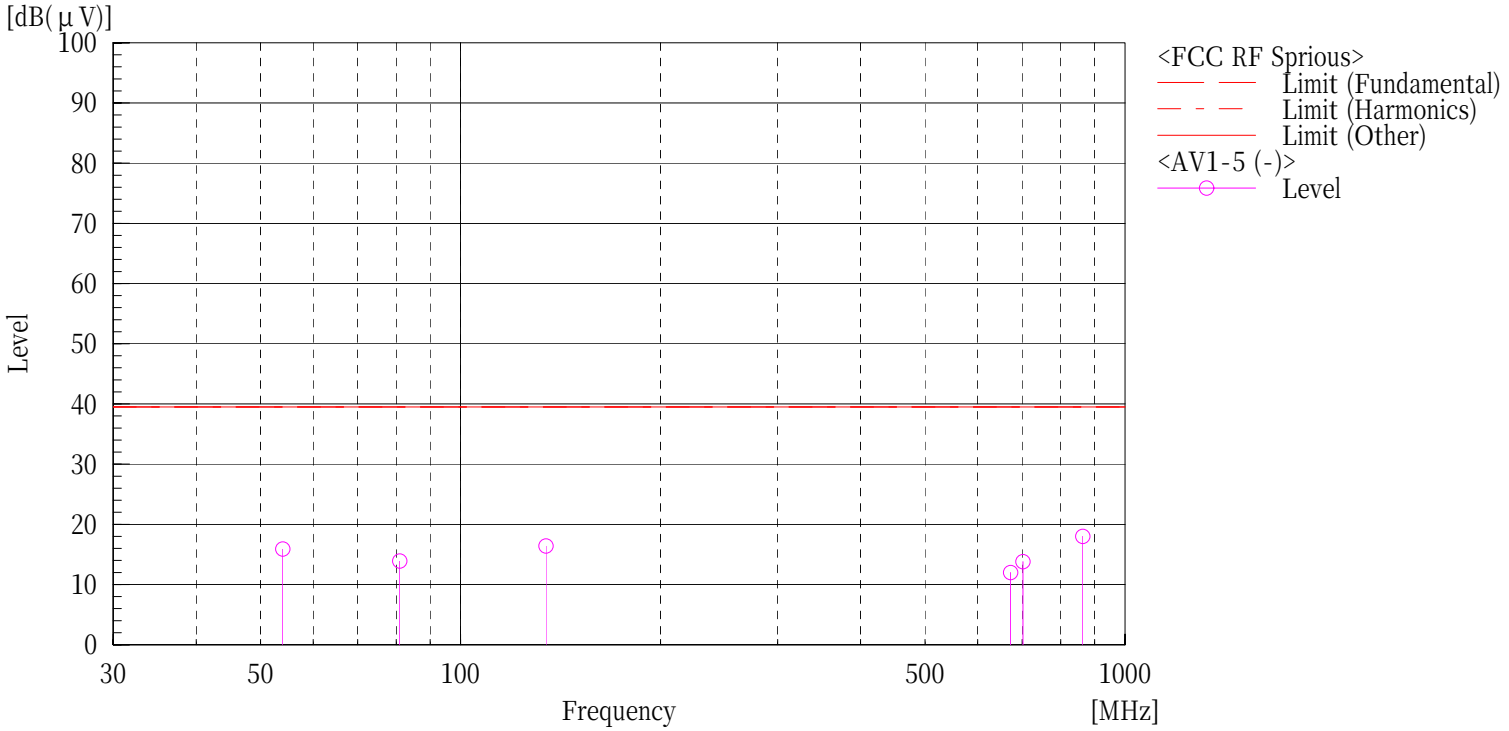

Final Result

Ch.	No.	Frequency [MHz]	Reading PK [dB(μV)]	c.f [dB]	Result PK [dB(μV)]	Limit [dB(μV)]	Margin PK [dB]
-	1	54.000	36.4	-20.5	15.9	39.5	23.6
	2	81.000	34.2	-20.3	13.9	39.5	25.6
	3	134.440	36.3	-19.9	16.4	39.5	23.1
	4	672.650	31.3	-19.3	12.0	39.5	27.5
	5	702.000	33.0	-19.2	13.8	39.5	25.7
	6	864.000	36.3	-18.3	18.0	39.5	21.5

UL Apex Co., Ltd.
Yokowa EMC Lab.

<<DATA of RF Sprious Test>>

June 5,2006 14:36
AV1-5.dat
Report No.: 26JE0221-YW

EUT TYPE	: DVD/VCR	LIMIT	: FCC Part15 Subpart B
APPLICANT	: Samsung Electronics Co., Ltd.	TEMP./HUMID.	: 23deg.C / 39%
MODEL NO.	: SLV-D570H	MODE	: AV Input 2 + Rec (4ch:1Vp-p)
SERIAL NO.	: -	ENGINEER	: Tsubasa Takayama
EUT POWER	: AC120V/60Hz	TEST ROOM	: Yokowa No.7S/R

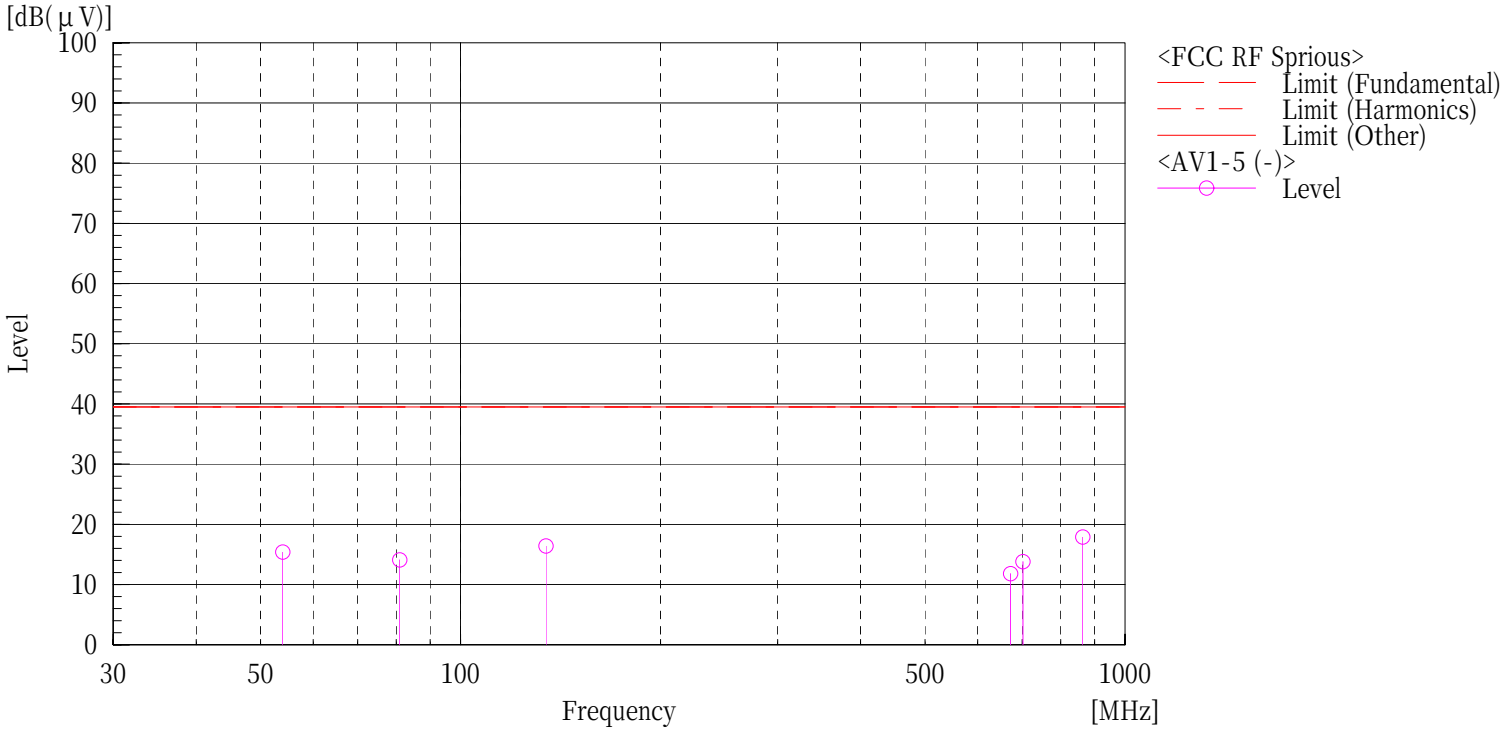

Final Result

Ch.	No.	Frequency [MHz]	Reading PK [dB(μV)]	c.f [dB]	Result PK [dB(μV)]	Limit [dB(μV)]	Margin PK [dB]
-	1	54.000	35.9	-20.5	15.4	39.5	24.1
	2	81.000	34.4	-20.3	14.1	39.5	25.4
	3	134.440	36.3	-19.9	16.4	39.5	23.1
	4	672.650	31.1	-19.3	11.8	39.5	27.7
	5	702.000	33.0	-19.2	13.8	39.5	25.7
	6	864.000	36.2	-18.3	17.9	39.5	21.6

UL Apex Co., Ltd.
Yokowa EMC Lab.

<<DATA of RF Sprious Test>>

June 5,2006 14:36
AV1-5.dat
Report No.: 26JE0221-YW

EUT TYPE	: DVD/VCR	LIMIT	: FCC Part15 Subpart B
APPLICANT	: Samsung Electronics Co., Ltd.	TEMP./HUMID.	: 23deg.C / 39%
MODEL NO.	: SLV-D570H	MODE	: AV Input 2 + Rec (4ch:5Vp-p)
SERIAL NO.	: -	ENGINEER	: Tsubasa Takayama
EUT POWER	: AC120V/60Hz	TEST ROOM	: Yokowa No.7S/R

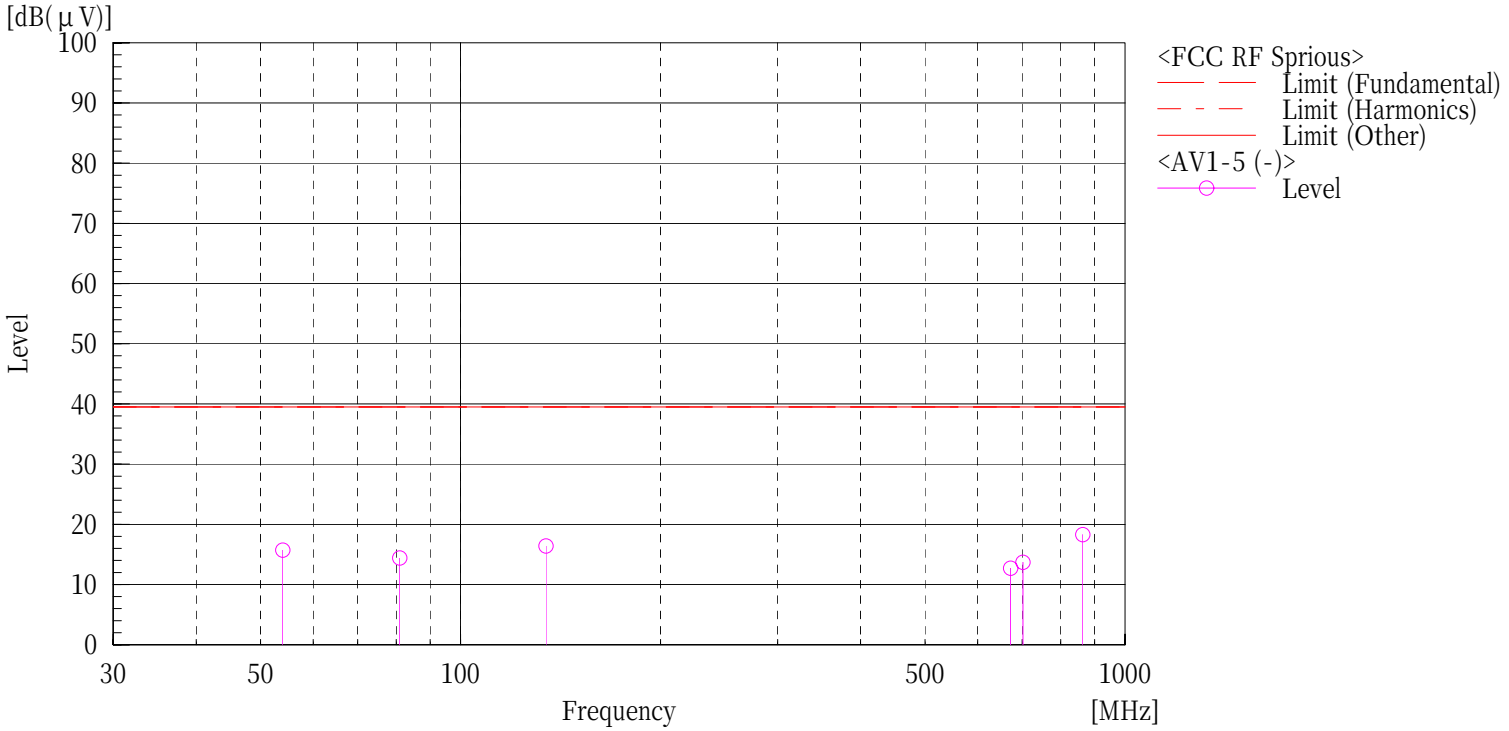

Final Result

Ch.	No.	Frequency [MHz]	Reading PK [dB(μV)]	c.f [dB]	Result PK [dB(μV)]	Limit [dB(μV)]	Margin PK [dB]
-	1	54.000	36.2	-20.5	15.7	39.5	23.8
	2	81.000	34.7	-20.3	14.4	39.5	25.1
	3	134.440	36.3	-19.9	16.4	39.5	23.1
	4	672.650	32.0	-19.3	12.7	39.5	26.8
	5	702.000	32.9	-19.2	13.7	39.5	25.8
	6	864.000	36.6	-18.3	18.3	39.5	21.2

UL Apex Co., Ltd.
Yokowa EMC Lab.

<<DATA of RF Sprious Test>>

June 5,2006 14:36
vcr.dat
Report No.: 26JE0221-YW

EUT TYPE	: DVD/VCR	LIMIT	: FCC Part15 Subpart B
APPLICANT	: Samsung Electronics Co., Ltd.	TEMP./HUMID.	: 23deg.C / 39%
MODEL NO.	: SLV-D570H	MODE	: VCR Playback (4ch)
SERIAL NO.	: -	ENGINEER	: Tsubasa Takayama
EUT POWER	: AC120V/60Hz	TEST ROOM	: Yokowa No.7S/R

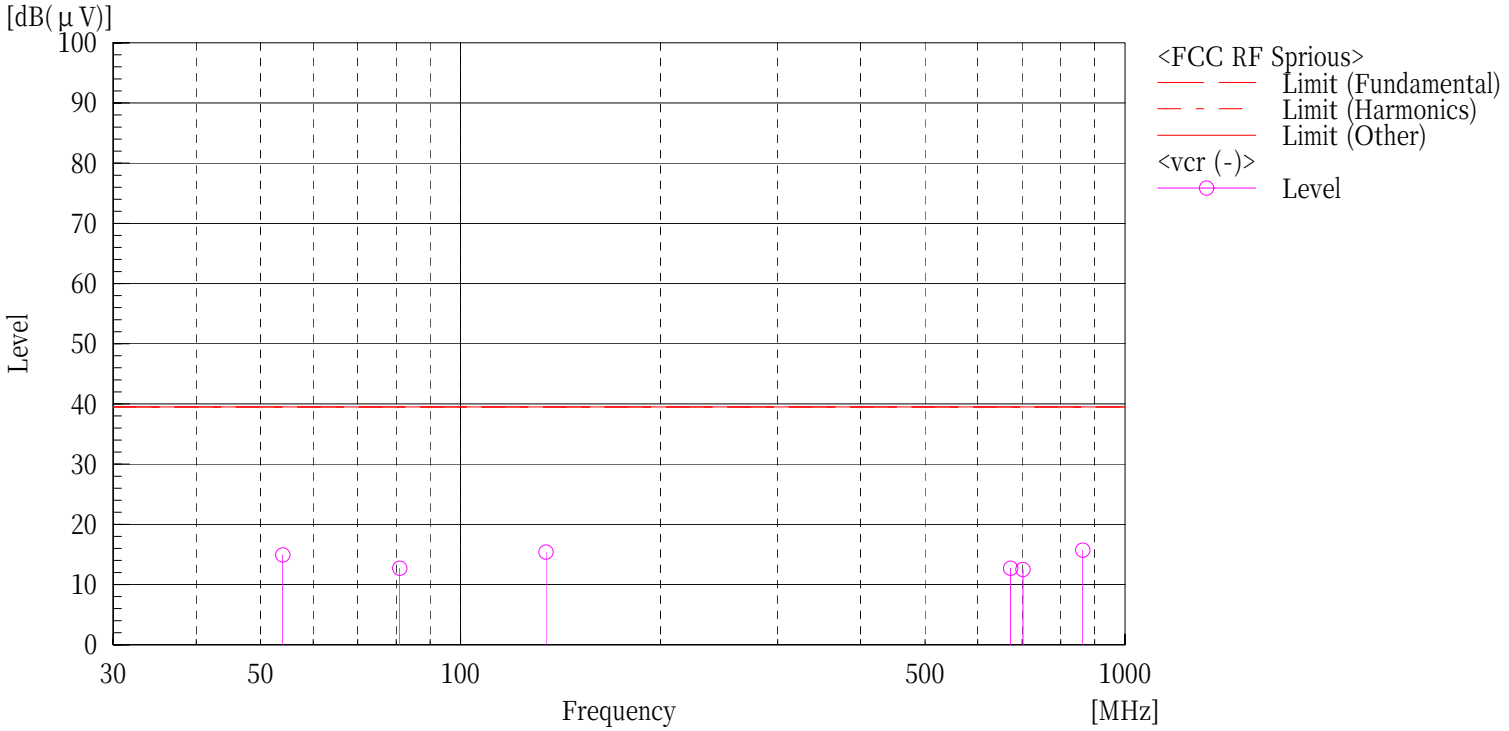

Final Result

Ch.	No.	Frequency [MHz]	Reading PK [dB(μV)]	c.f [dB]	Result PK [dB(μV)]	Limit [dB(μV)]	Margin PK [dB]
-	1	54.000	35.4	-20.5	14.9	39.5	24.6
	2	81.000	33.0	-20.3	12.7	39.5	26.8
	3	134.440	35.3	-19.9	15.4	39.5	24.1
	4	672.650	32.0	-19.3	12.7	39.5	26.8
	5	702.000	31.7	-19.2	12.5	39.5	27.0
	6	864.000	34.0	-18.3	15.7	39.5	23.8

UL Apex Co., Ltd.
Yokowa EMC Lab.

<<DATA of RF Sprious Test>>

June 5,2006 14:36
DVD.dat
Report No.: 26JE0221-YW

EUT TYPE	: DVD/VCR	LIMIT	: FCC Part15 Subpart B
APPLICANT	: Samsung Electronics Co., Ltd.	TEMP./HUMID.	: 23deg.C / 39%
MODEL NO.	: SLV-D570H	MODE	: DVD Play + Rec. (4ch)
SERIAL NO.	: -	ENGINEER	: Tsubasa Takayama
EUT POWER	: AC120V/60Hz	TEST ROOM	: Yokowa No.7S/R

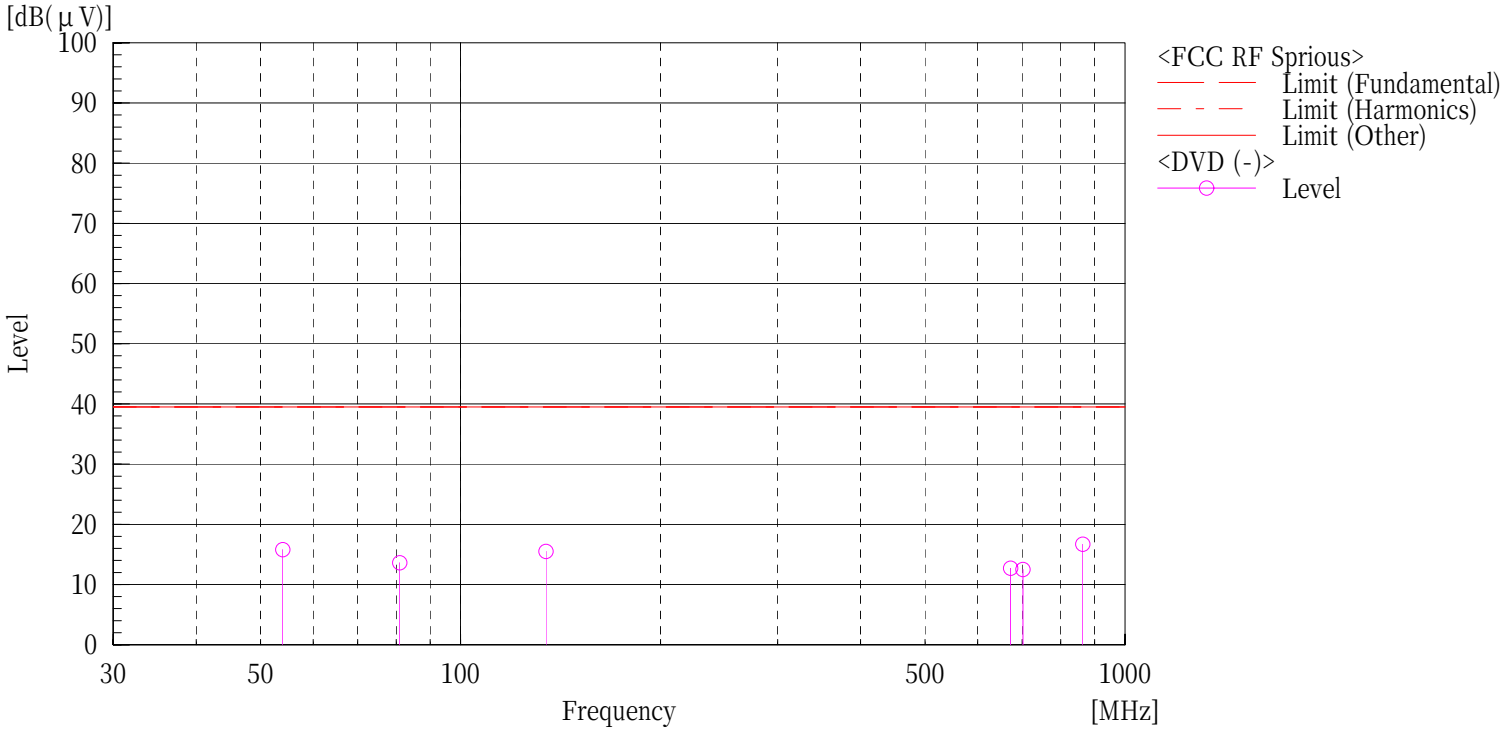

Final Result

Ch.	No.	Frequency [MHz]	Reading PK [dB(μV)]	c.f [dB]	Result PK [dB(μV)]	Limit [dB(μV)]	Margin PK [dB]
-	1	54.000	36.3	-20.5	15.8	39.5	23.7
	2	81.000	33.9	-20.3	13.6	39.5	25.9
	3	134.440	35.4	-19.9	15.5	39.5	24.0
	4	672.650	32.0	-19.3	12.7	39.5	26.8
	5	702.000	31.7	-19.2	12.5	39.5	27.0
	6	864.000	35.0	-18.3	16.7	39.5	22.8

UL Apex Co., Ltd.
Yokowa EMC Lab.

<<DATA of Antenna Transfer Switch>>

June 5,2006 14:36
AV1-5.dat
Report No.: 26JE0221-YW

EUT TYPE	: DVD/VCR	LIMIT	: FCC Part15 Subpart B
APPLICANT	: Samsung Electronics Co., Ltd.	TEMP./HUMID.	: 23deg.C / 39%
MODEL NO.	: SLV-D570H	MODE	: AV Input 1 + Rec (3ch:1Vp-p)
SERIAL NO.	: -	ENGINEER	: Tsubasa Takayama
EUT POWER	: AC120V/60Hz	TEST ROOM	: Yokowa No.7S/R

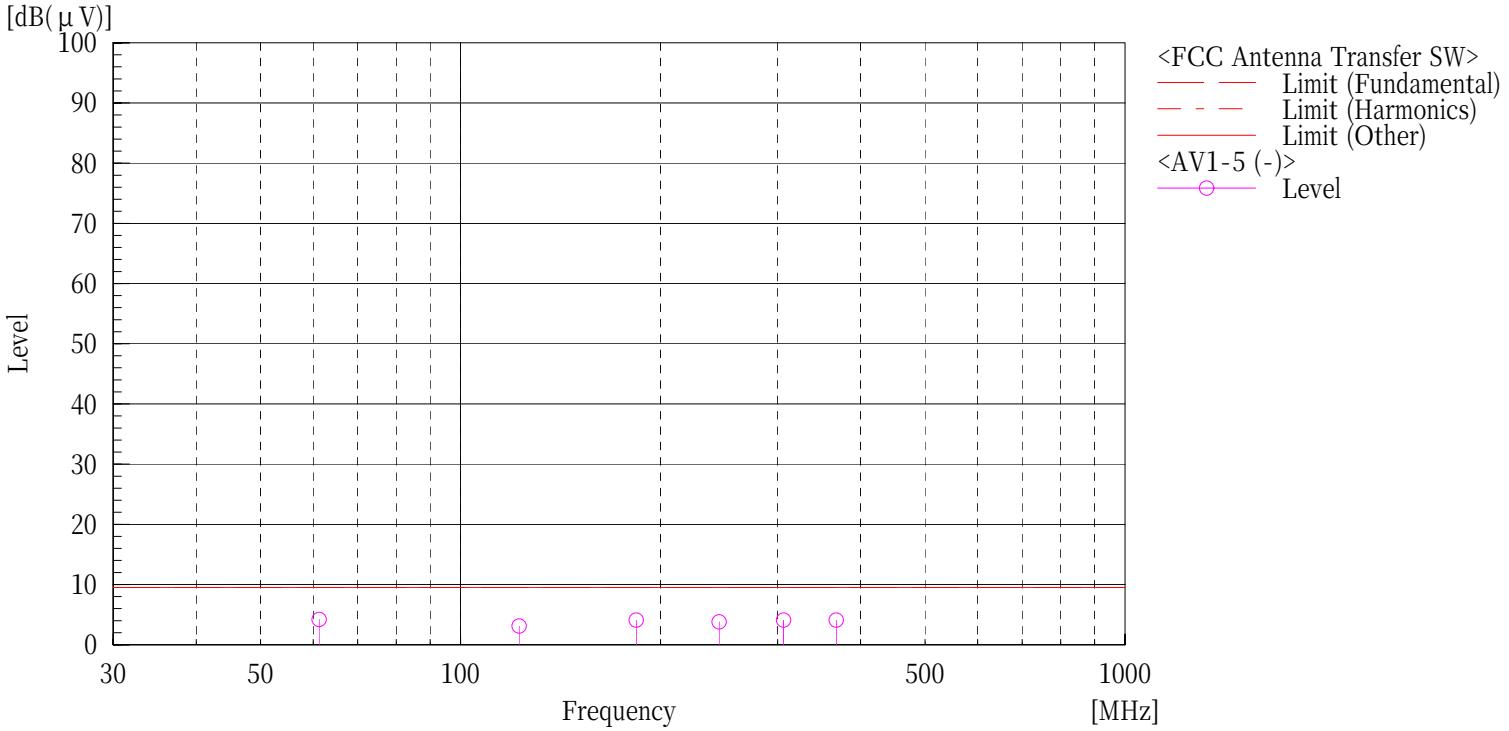

Final Result

Ch.	No.	Frequency [MHz]	Reading PK [dB(μV)]	c.f [dB]	Result PK [dB(μV)]	Limit [dB(μV)]	Margin PK [dB]
-	1	61.250	24.7	-20.5	4.2	9.5	5.3
	2	122.500	23.0	-19.9	3.1	9.5	6.4
	3	183.750	23.7	-19.6	4.1	9.5	5.4
	4	245.000	23.0	-19.2	3.8	9.5	5.7
	5	306.250	23.0	-18.9	4.1	9.5	5.4
	6	367.500	23.4	-19.3	4.1	9.5	5.4

UL Apex Co., Ltd.
Yokowa EMC Lab.

<<DATA of Antenna Transfer Switch>>

June 5,2006 14:36
AV2-5.dat
Report No.: 26JE0221-YW

EUT TYPE	: DVD/VCR	LIMIT	: FCC Part15 Subpart B
APPLICANT	: Samsung Electronics Co., Ltd.	TEMP./HUMID.	: 23deg.C / 39%
MODEL NO.	: SLV-D570H	MODE	: AV Input 1 + Rec (3ch:5Vp-p)
SERIAL NO.	: -	ENGINEER	: Tsubasa Takayama
EUT POWER	: AC120V/60Hz	TEST ROOM	: Yokowa No.7S/R

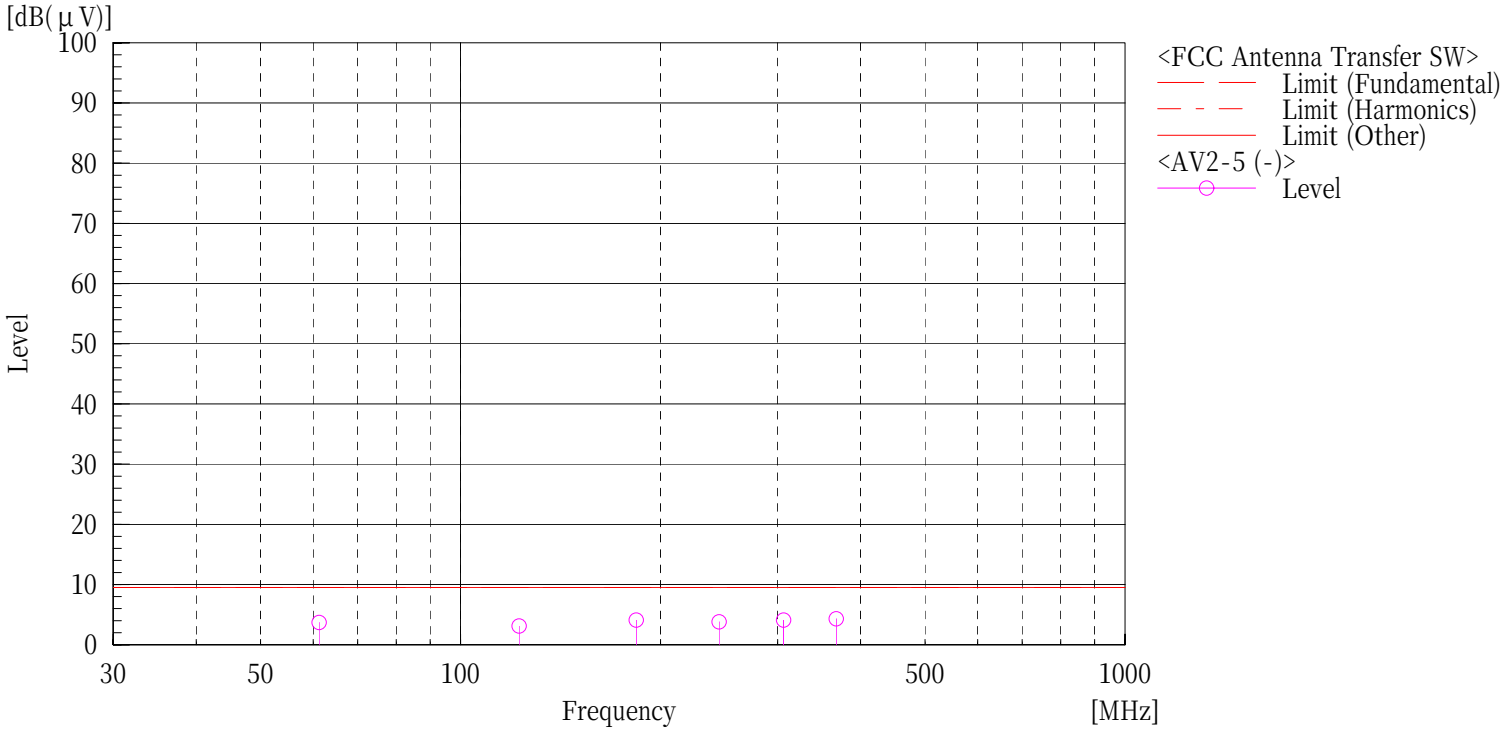

Final Result

Ch.	No.	Frequency [MHz]	Reading PK [dB(μV)]	c.f [dB]	Result PK [dB(μV)]	Limit [dB(μV)]	Margin PK [dB]
-	1	61.250	24.2	-20.5	3.7	9.5	5.8
	2	122.500	23.0	-19.9	3.1	9.5	6.4
	3	183.750	23.7	-19.6	4.1	9.5	5.4
	4	245.000	23.0	-19.2	3.8	9.5	5.7
	5	306.250	23.0	-18.9	4.1	9.5	5.4
	6	367.500	23.6	-19.3	4.3	9.5	5.2

UL Apex Co., Ltd.
Yokowa EMC Lab.

<<DATA of Antenna Transfer Switch>>

June 5,2006 14:36
AV2-1.dat
Report No.: 26JE0221-YW

EUT TYPE	: DVD/VCR	LIMIT	: FCC Part15 Subpart B
APPLICANT	: Samsung Electronics Co., Ltd.	TEMP./HUMID.	: 23deg.C / 39%
MODEL NO.	: SLV-D570H	MODE	: AV Input 2 + Rec (3ch:1Vp-p)
SERIAL NO.	: -	ENGINEER	: Tsubasa Takayama
EUT POWER	: AC120V/60Hz	TEST ROOM	: Yokowa No.7S/R

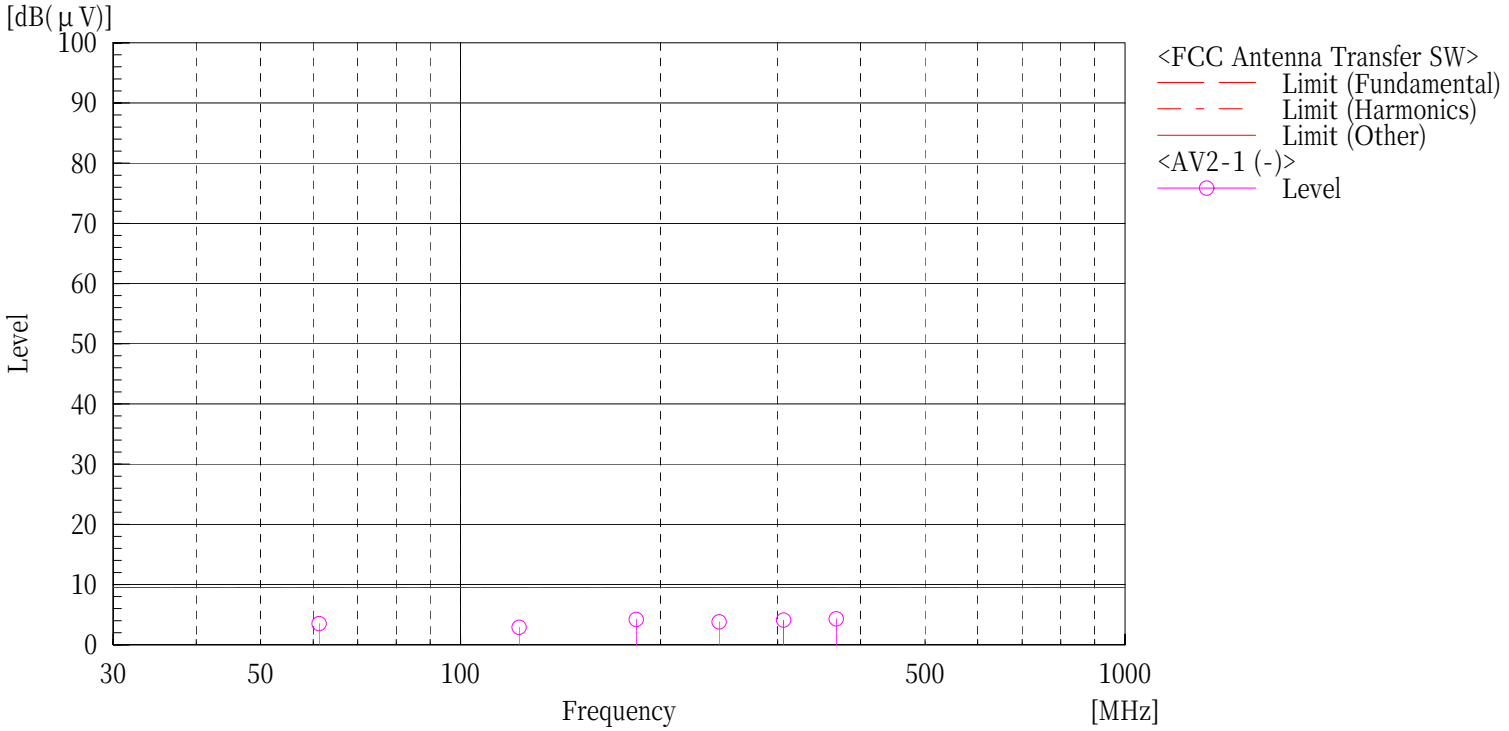

Final Result

Ch.	No.	Frequency [MHz]	Reading PK [dB(μV)]	c.f [dB]	Result PK [dB(μV)]	Limit [dB(μV)]	Margin PK [dB]
-	1	61.250	24.0	-20.5	3.5	9.5	6.0
	2	122.500	22.8	-19.9	2.9	9.5	6.6
	3	183.750	23.8	-19.6	4.2	9.5	5.3
	4	245.000	23.0	-19.2	3.8	9.5	5.7
	5	306.250	23.0	-18.9	4.1	9.5	5.4
	6	367.500	23.6	-19.3	4.3	9.5	5.2

UL Apex Co., Ltd.
Yokowa EMC Lab.

<<DATA of Antenna Transfer Switch>>

June 5,2006 14:36
AV2-1.dat
Report No.: 26JE0221-YW

EUT TYPE	: DVD/VCR	LIMIT	: FCC Part15 Subpart B
APPLICANT	: Samsung Electronics Co., Ltd.	TEMP./HUMID.	: 23deg.C / 39%
MODEL NO.	: SLV-D570H	MODE	: AV Input 2 + Rec (3ch:5Vp-p)
SERIAL NO.	: -	ENGINEER	: Tsubasa Takayama
EUT POWER	: AC120V/60Hz	TEST ROOM	: Yokowa No.7S/R

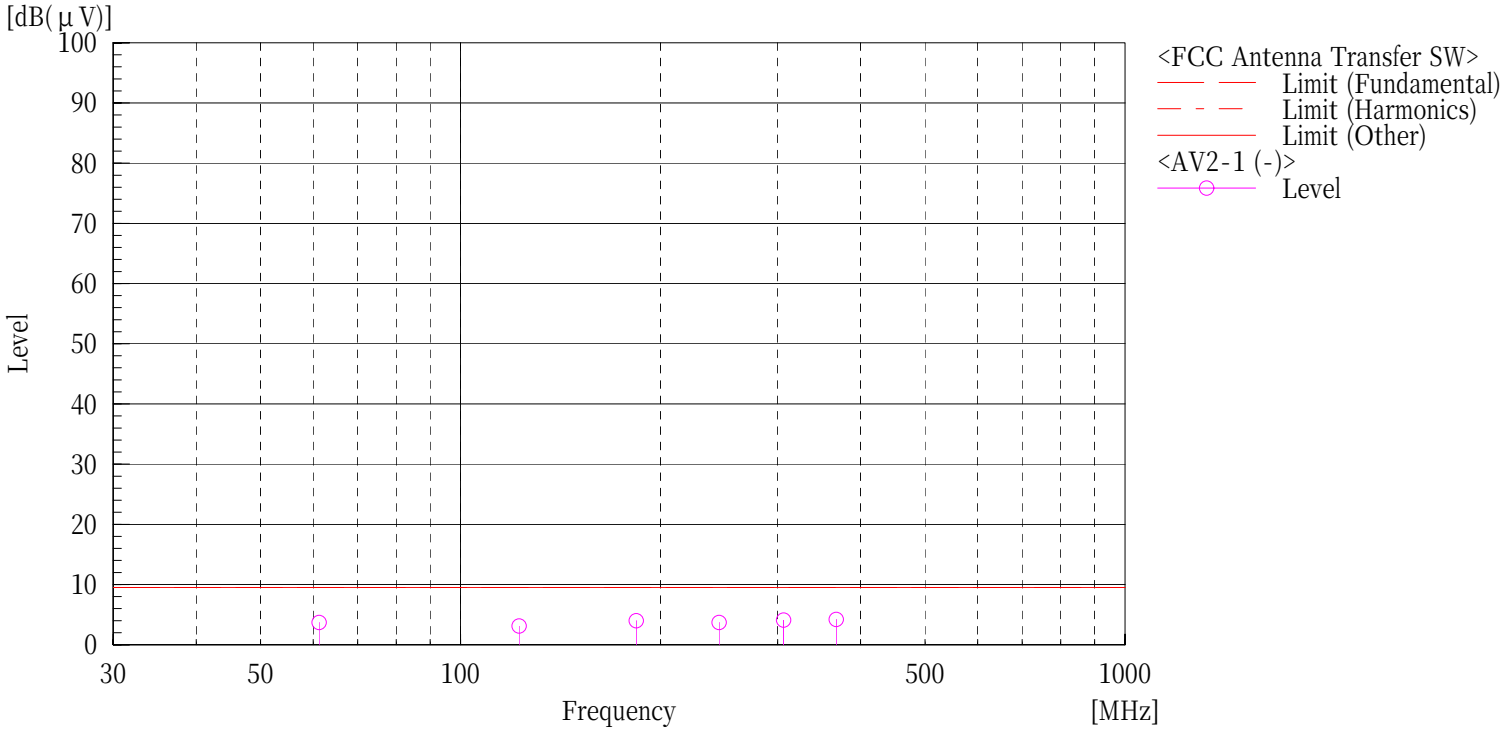

Final Result

Ch.	No.	Frequency [MHz]	Reading PK [dB(μV)]	c.f [dB]	Result PK [dB(μV)]	Limit [dB(μV)]	Margin PK [dB]
-	1	61.250	24.2	-20.5	3.7	9.5	5.8
	2	122.500	23.0	-19.9	3.1	9.5	6.4
	3	183.750	23.6	-19.6	4.0	9.5	5.5
	4	245.000	22.9	-19.2	3.7	9.5	5.8
	5	306.250	23.0	-18.9	4.1	9.5	5.4
	6	367.500	23.5	-19.3	4.2	9.5	5.3

UL Apex Co., Ltd.
Yokowa EMC Lab.

<<DATA of Antenna Transfer Switch>>

June 5,2006 14:36
AV1-1.dat
Report No.: 26JE0221-YW

EUT TYPE	: DVD/VCR	LIMIT	: FCC Part15 Subpart B
APPLICANT	: Samsung Electronics Co., Ltd.	TEMP./HUMID.	: 23deg.C / 39%
MODEL NO.	: SLV-D570H	MODE	: VCR Playback (3ch)
SERIAL NO.	: -	ENGINEER	: Tsubasa Takayama
EUT POWER	: AC120V/60Hz	TEST ROOM	: Yokowa No.7S/R

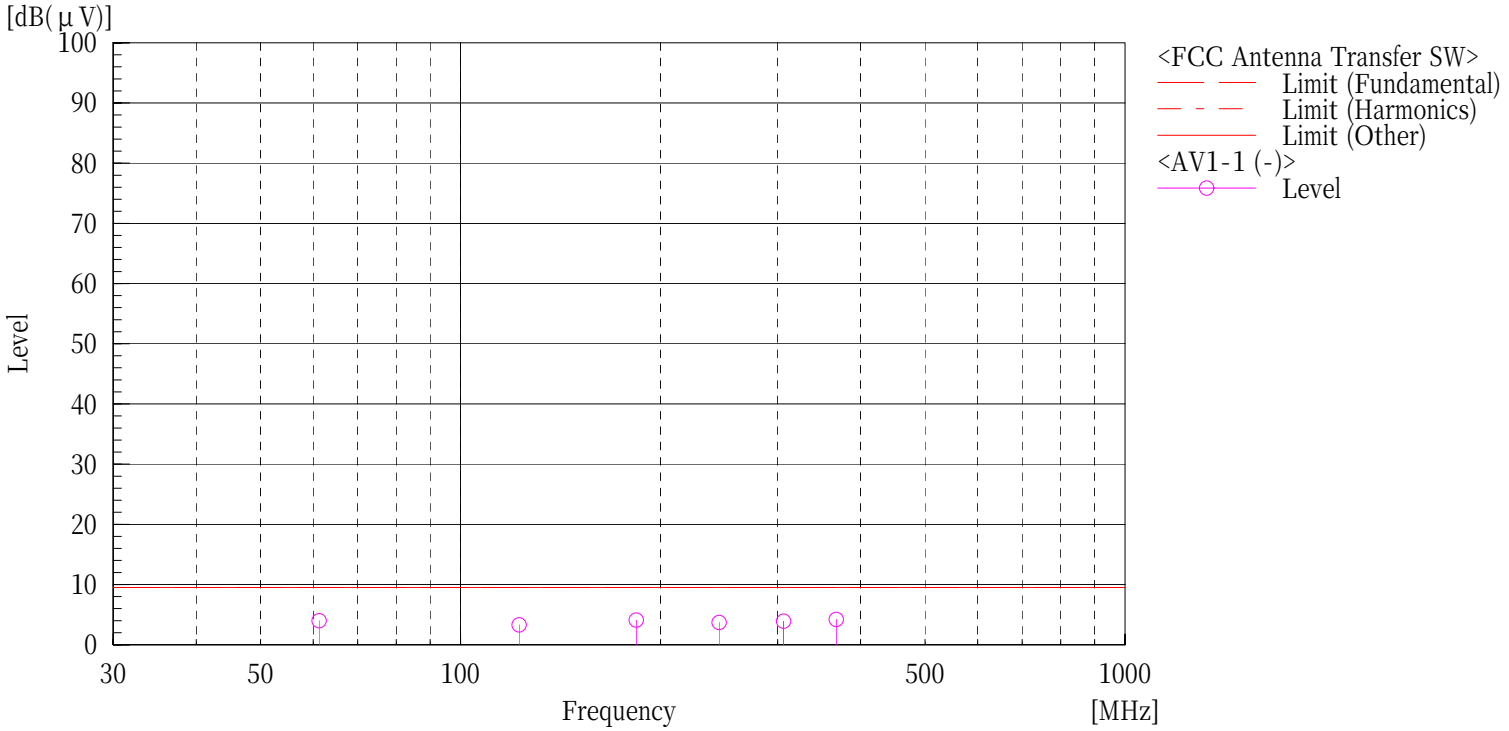

Final Result

Ch.	No.	Frequency [MHz]	Reading PK [dB(μV)]	c.f [dB]	Result PK [dB(μV)]	Limit [dB(μV)]	Margin PK [dB]
-	1	61.250	24.5	-20.5	4.0	9.5	5.5
	2	122.500	23.2	-19.9	3.3	9.5	6.2
	3	183.750	23.7	-19.6	4.1	9.5	5.4
	4	245.000	22.9	-19.2	3.7	9.5	5.8
	5	306.250	22.8	-18.9	3.9	9.5	5.6
	6	367.500	23.5	-19.3	4.2	9.5	5.3

UL Apex Co., Ltd.
Yokowa EMC Lab.

<<DATA of Antenna Transfer Switch>>

June 5,2006 14:36
VCR.dat
Report No.: 26JE0221-YW

EUT TYPE	: DVD/VCR	LIMIT	: FCC Part15 Subpart B
APPLICANT	: Samsung Electronics Co., Ltd.	TEMP./HUMID.	: 23deg.C / 39%
MODEL NO.	: SLV-D570H	MODE	: DVD Play (3ch)
SERIAL NO.	: -	ENGINEER	: Tsubasa Takayama
EUT POWER	: AC120V/60Hz	TEST ROOM	: Yokowa No.7S/R

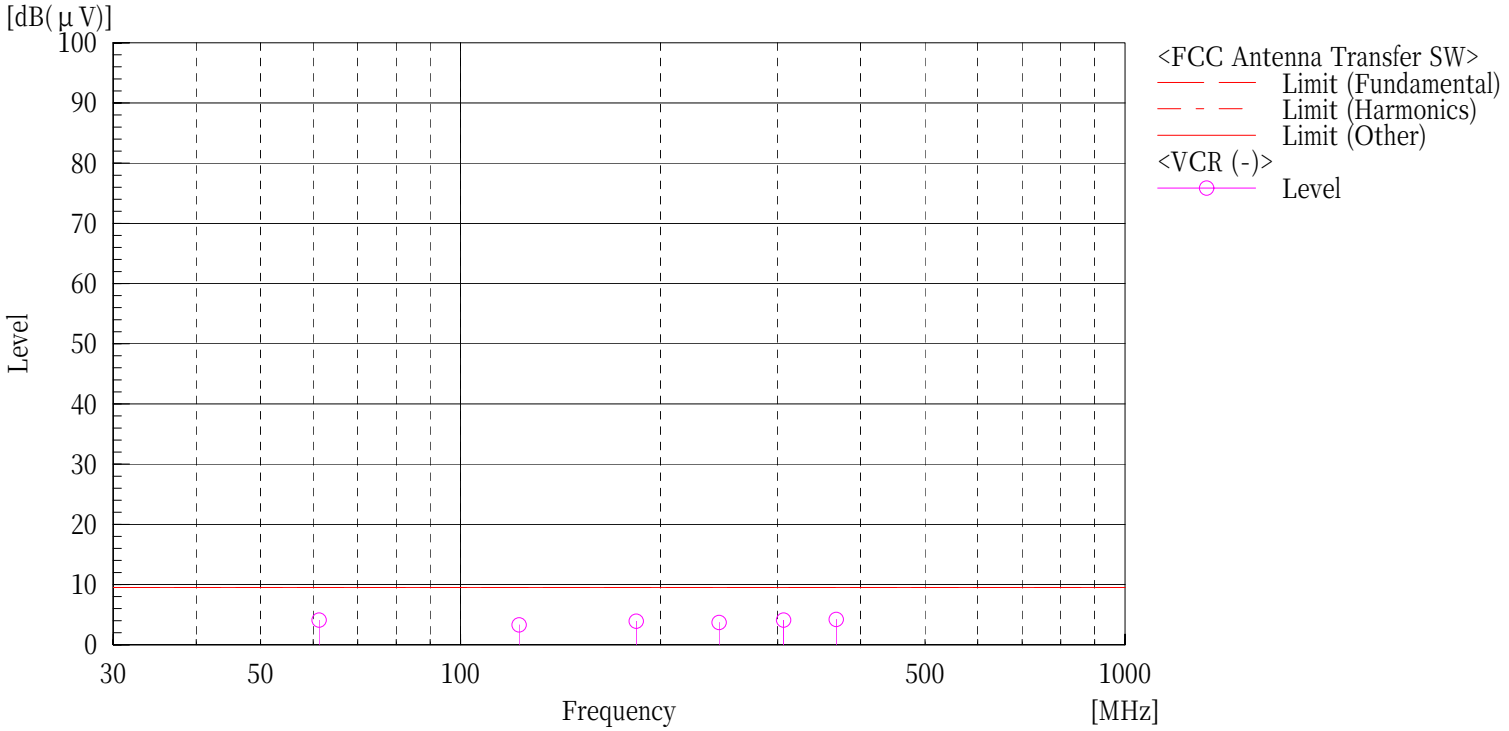

Final Result

Ch.	No.	Frequency [MHz]	Reading PK [dB(μV)]	c.f [dB]	Result PK [dB(μV)]	Limit [dB(μV)]	Margin PK [dB]
-	1	61.250	24.6	-20.5	4.1	9.5	5.4
	2	122.500	23.2	-19.9	3.3	9.5	6.2
	3	183.750	23.5	-19.6	3.9	9.5	5.6
	4	245.000	22.9	-19.2	3.7	9.5	5.8
	5	306.250	23.0	-18.9	4.1	9.5	5.4
	6	367.500	23.5	-19.3	4.2	9.5	5.3

UL Apex Co., Ltd.
Yokowa EMC Lab.

<<DATA of Antenna Transfer Switch>>

June 5,2006 14:36
DVD.dat
Report No.: 26JE0221-YW

EUT TYPE	: DVD/VCR	LIMIT	: FCC Part15 Subpart B
APPLICANT	: Samsung Electronics Co., Ltd.	TEMP./HUMID.	: 23deg.C / 39%
MODEL NO.	: SLV-D570H	MODE	: AV Input 1 + Rec (4ch:1Vp-p)
SERIAL NO.	: -	ENGINEER	: Tsubasa Takayama
EUT POWER	: AC120V/60Hz	TEST ROOM	: Yokowa No.7S/R

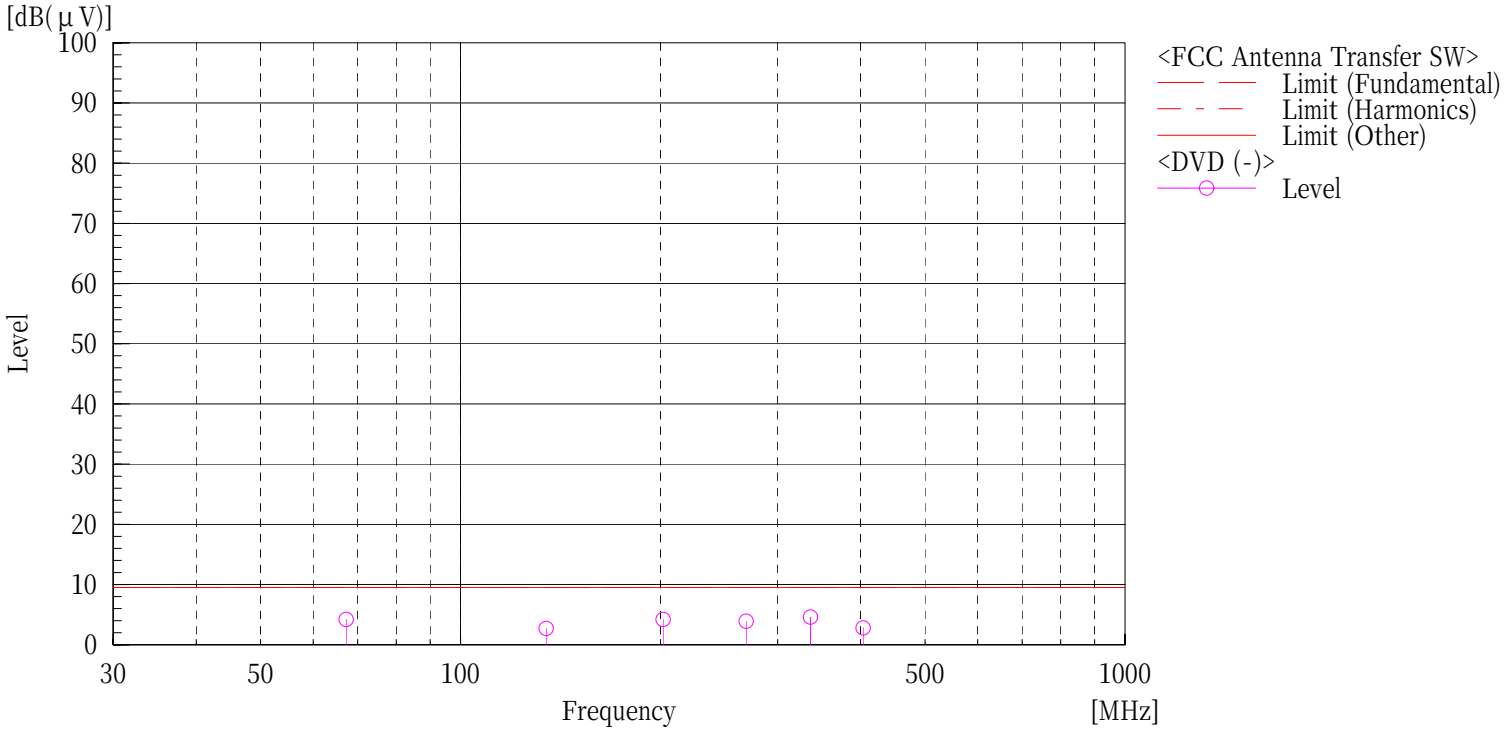

Final Result

Ch.	No.	Frequency [MHz]	Reading PK [dB(μV)]	c.f [dB]	Result PK [dB(μV)]	Limit [dB(μV)]	Margin PK [dB]
-	1	67.250	24.6	-20.4	4.2	9.5	5.3
	2	134.500	22.6	-19.9	2.7	9.5	6.8
	3	201.750	23.7	-19.5	4.2	9.5	5.3
	4	269.000	23.0	-19.1	3.9	9.5	5.6
	5	336.250	23.7	-19.1	4.6	9.5	4.9
	6	403.500	22.2	-19.4	2.8	9.5	6.7

UL Apex Co., Ltd.
Yokowa EMC Lab.

<<DATA of Antenna Transfer Switch>>

June 5,2006 14:36
AV1-1.dat
Report No.: 26JE0221-YW

EUT TYPE	: DVD/VCR	LIMIT	: FCC Part15 Subpart B
APPLICANT	: Samsung Electronics Co., Ltd.	TEMP./HUMID.	: 23deg.C / 39%
MODEL NO.	: SLV-D570H	MODE	: AV Input 1 + Rec (4ch:5Vp-p)
SERIAL NO.	: -	ENGINEER	: Tsubasa Takayama
EUT POWER	: AC120V/60Hz	TEST ROOM	: Yokowa No.7S/R

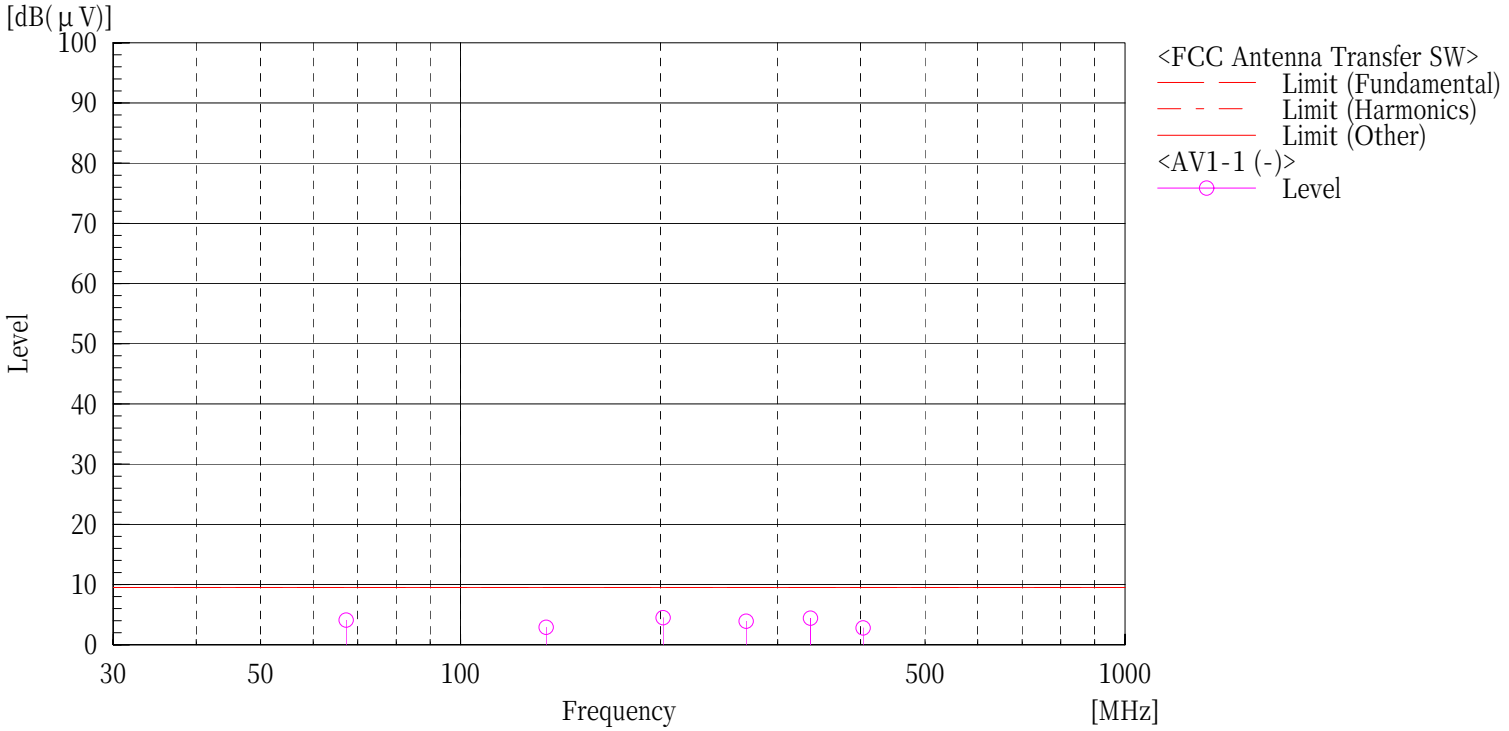

Final Result

Ch.	No.	Frequency [MHz]	Reading PK [dB(μV)]	c.f [dB]	Result PK [dB(μV)]	Limit [dB(μV)]	Margin PK [dB]
-	1	67.250	24.5	-20.4	4.1	9.5	5.4
	2	134.500	22.8	-19.9	2.9	9.5	6.6
	3	201.750	24.0	-19.5	4.5	9.5	5.0
	4	269.000	23.0	-19.1	3.9	9.5	5.6
	5	336.250	23.5	-19.1	4.4	9.5	5.1
	6	403.500	22.2	-19.4	2.8	9.5	6.7

UL Apex Co., Ltd.
Yokowa EMC Lab.

<<DATA of Antenna Transfer Switch>>

June 5,2006 14:36
AV2-5.dat
Report No.: 26JE0221-YW

EUT TYPE	: DVD/VCR	LIMIT	: FCC Part15 Subpart B
APPLICANT	: Samsung Electronics Co., Ltd.	TEMP./HUMID.	: 23deg.C / 39%
MODEL NO.	: SLV-D570H	MODE	: AV Input 2 + Rec (4ch:1Vp-p)
SERIAL NO.	: -	ENGINEER	: Tsubasa Takayama
EUT POWER	: AC120V/60Hz	TEST ROOM	: Yokowa No.7S/R

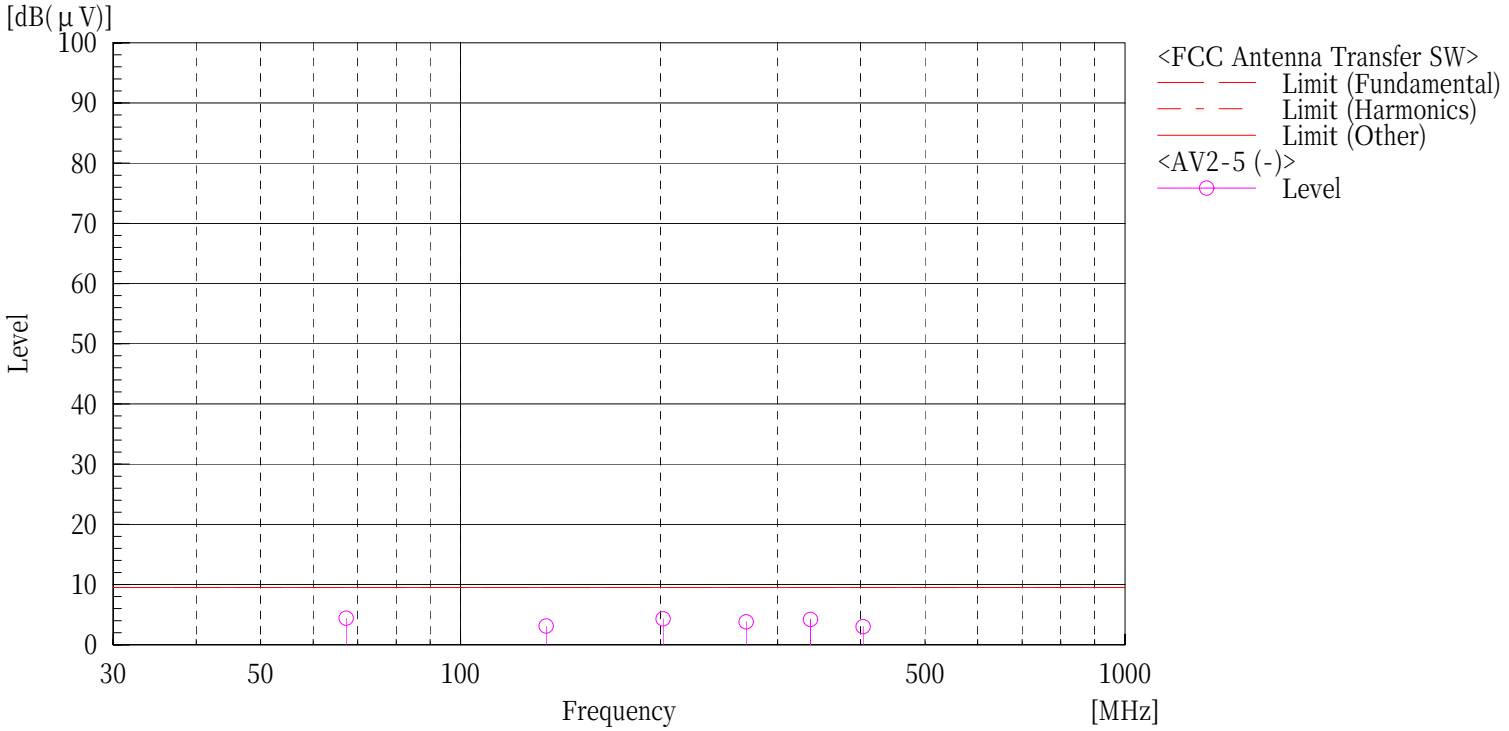

Final Result

Ch.	No.	Frequency [MHz]	Reading PK [dB(μV)]	c.f [dB]	Result PK [dB(μV)]	Limit [dB(μV)]	Margin PK [dB]
-	1	67.250	24.8	-20.4	4.4	9.5	5.1
	2	134.500	23.0	-19.9	3.1	9.5	6.4
	3	201.750	23.8	-19.5	4.3	9.5	5.2
	4	269.000	22.9	-19.1	3.8	9.5	5.7
	5	336.250	23.3	-19.1	4.2	9.5	5.3
	6	403.500	22.4	-19.4	3.0	9.5	6.5

UL Apex Co., Ltd.
Yokowa EMC Lab.

<<DATA of Antenna Transfer Switch>>

June 5,2006 14:36
AV1-5.dat
Report No.: 26JE0221-YW

EUT TYPE	: DVD/VCR	LIMIT	: FCC Part15 Subpart B
APPLICANT	: Samsung Electronics Co., Ltd.	TEMP./HUMID.	: 23deg.C / 39%
MODEL NO.	: SLV-D570H	MODE	: AV Input 2 + Rec (4ch:5Vp-p)
SERIAL NO.	: -	ENGINEER	: Tsubasa Takayama
EUT POWER	: AC120V/60Hz	TEST ROOM	: Yokowa No.7S/R

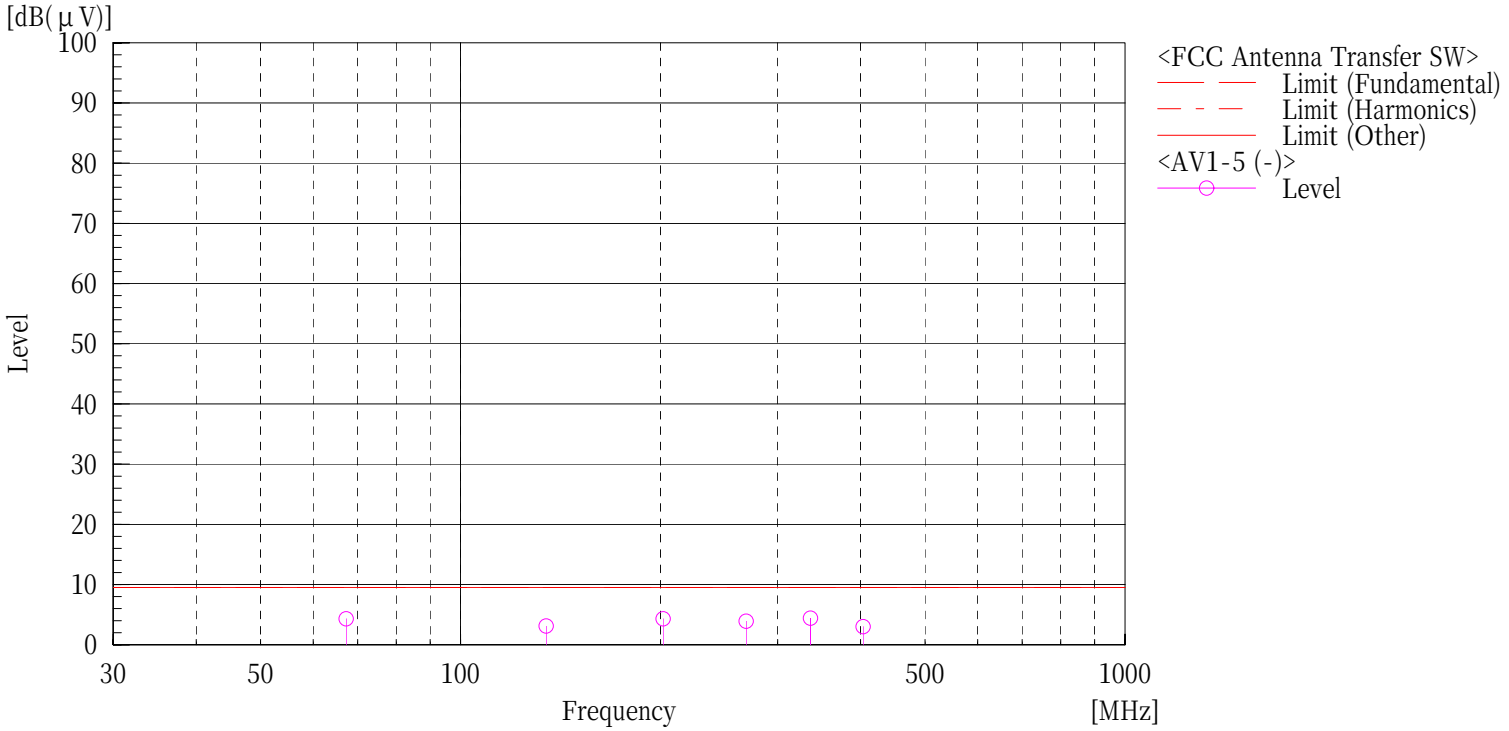

Final Result

Ch.	No.	Frequency [MHz]	Reading PK [dB(μV)]	c.f [dB]	Result PK [dB(μV)]	Limit [dB(μV)]	Margin PK [dB]
-	1	67.250	24.7	-20.4	4.3	9.5	5.2
	2	134.500	23.0	-19.9	3.1	9.5	6.4
	3	201.750	23.8	-19.5	4.3	9.5	5.2
	4	269.000	23.0	-19.1	3.9	9.5	5.6
	5	336.250	23.5	-19.1	4.4	9.5	5.1
	6	403.500	22.4	-19.4	3.0	9.5	6.5

UL Apex Co., Ltd.
Yokowa EMC Lab.

<<DATA of Antenna Transfer Switch>>

June 5,2006 14:36
DVD.dat
Report No.: 26JE0221-YW

EUT TYPE	: DVD/VCR	LIMIT	: FCC Part15 Subpart B
APPLICANT	: Samsung Electronics Co., Ltd.	TEMP./HUMID.	: 23deg.C / 39%
MODEL NO.	: SLV-D570H	MODE	: VCR Playback (4ch)
SERIAL NO.	: -	ENGINEER	: Tsubasa Takayama
EUT POWER	: AC120V/60Hz	TEST ROOM	: Yokowa No.7S/R

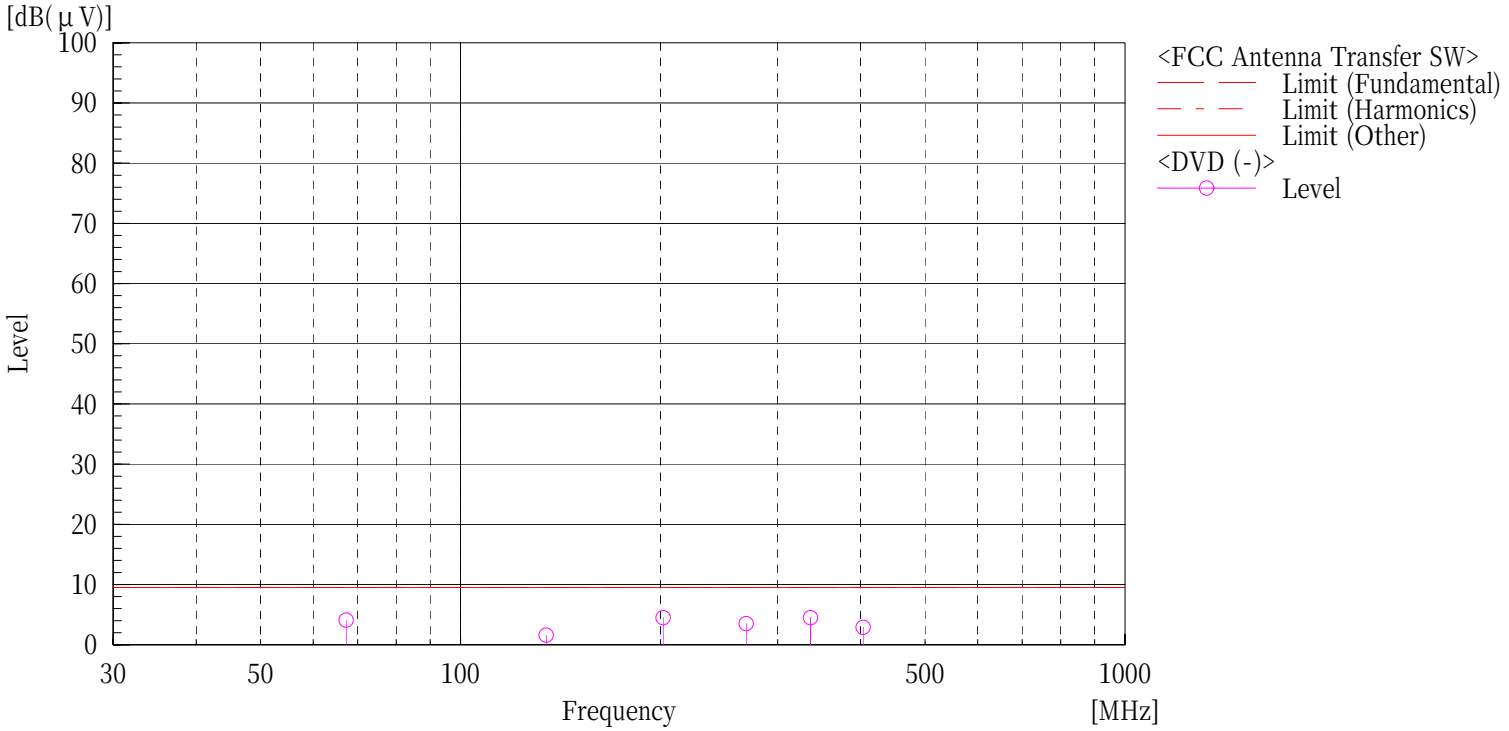

Final Result

Ch.	No.	Frequency [MHz]	Reading PK [dB(μV)]	c.f [dB]	Result PK [dB(μV)]	Limit [dB(μV)]	Margin PK [dB]
-	1	67.250	24.5	-20.4	4.1	9.5	5.4
	2	134.500	21.5	-19.9	1.6	9.5	7.9
	3	201.750	24.0	-19.5	4.5	9.5	5.0
	4	269.000	22.6	-19.1	3.5	9.5	6.0
	5	336.250	23.6	-19.1	4.5	9.5	5.0
	6	403.500	22.3	-19.4	2.9	9.5	6.6

UL Apex Co., Ltd.
Yokowa EMC Lab.

<<DATA of Antenna Transfer Switch>>

June 5,2006 14:36
DVD.dat
Report No.: 26JE0221-YW

EUT TYPE	: DVD/VCR	LIMIT	: FCC Part15 Subpart B
APPLICANT	: Samsung Electronics Co., Ltd.	TEMP./HUMID.	: 23deg.C / 39%
MODEL NO.	: SLV-D570H	MODE	: DVD Play (4ch)
SERIAL NO.	: -	ENGINEER	: Tsubasa Takayama
EUT POWER	: AC120V/60Hz	TEST ROOM	: Yokowa No.7S/R

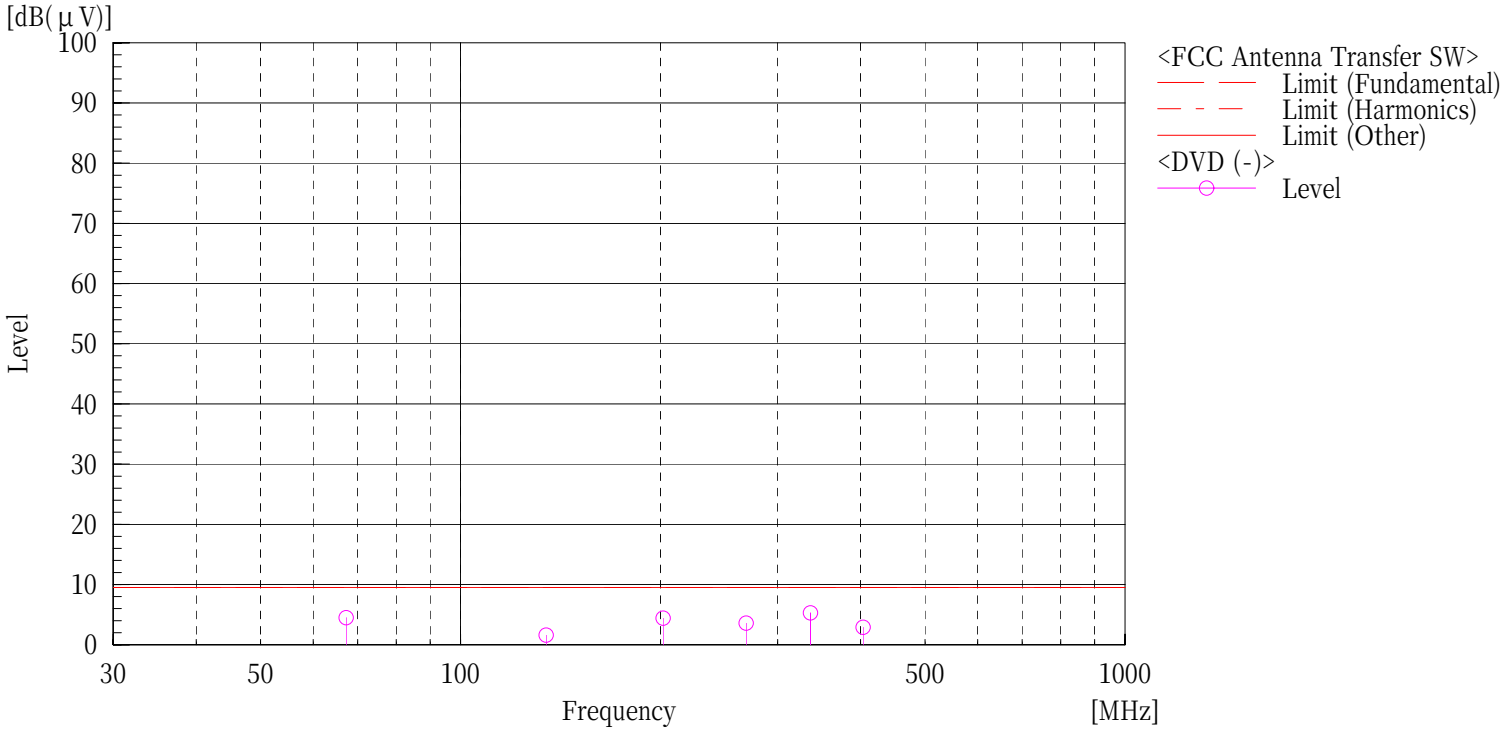

Final Result

Ch.	No.	Frequency [MHz]	Reading PK [dB(μV)]	c.f [dB]	Result PK [dB(μV)]	Limit [dB(μV)]	Margin PK [dB]
-	1	67.250	24.9	-20.4	4.5	9.5	5.0
	2	134.500	21.5	-19.9	1.6	9.5	7.9
	3	201.750	23.9	-19.5	4.4	9.5	5.1
	4	269.000	22.7	-19.1	3.6	9.5	5.9
	5	336.250	24.4	-19.1	5.3	9.5	4.2
	6	403.500	22.3	-19.4	2.9	9.5	6.6

Picture Sensitvity Test

UL Apex Co.,Ltd.
Yokowa EMC Laboratory

Company	: SAMSUNG ELECTRONICS Co.,Ltc	Report Number	: 26JE0221-YW
Equipment	: DVD/VCR	Regulation	: FCC Part 15 Subpart B
Model Number	: SLV-D570H	Date	: June 6,2006
Power	: 120V/60Hz	Temp / Humid	: 23deg.C / 39%
Description	: TV Reception	Engineer	: Masanori Nishiyama
Remarks	: -		

Ch [VHF]	Frequency [MHz]	Sensitivity [MHz] [dBμV]	[μV]	Ch [UHF]	Frequency [MHz]	Sensitivity [MHz] [dBμV]	[μV]
2	55.25	20.0	10.0	14	471.25	19.7	9.7
3	61.25	17.8	7.8	20	507.25	21.2	11.5
4	67.25	17.6	7.6	26	543.25	22.0	12.6
5	77.25	16.6	6.8	32	579.25	22.8	13.8
6	83.25	16.2	6.5	38	615.25	23.7	15.3
7	175.25	18.7	8.6	44	651.25	23.7	15.3
8	181.25	18.4	8.3	50	687.25	23.4	14.8
9	187.25	18.5	8.4	56	723.25	23.4	14.8
10	193.25	18.3	8.2	62	759.25	23.3	14.6
11	199.25	18.3	8.2	69	801.25	23.8	15.5
12	205.25	18.7	8.6	-	-	-	
13	211.25	18.7	8.6	-	-	-	-
Average VHF			8.1	Average UHF			13.8
Average UHF/VHF : 20 log UHF[μV] / VHF[μV]= 4.6 [Limit : 8.0dB]							

MF101-ps(14.09.04)

Noise Figure Test

UL Apex Co.,Ltd.
Yokowa EMC Laboratory

Company	:	SAMSUNG ELECTRONICS Co.,Ltd	Report Number	:	26JE0221-YW
Equipment	:	DVD/VCR	Regulation	:	FCC Part 15 Subpart B
Model Number	:	SLV-D570H	Date	:	June 6,2006
Power	:	120V/60Hz	Temp / Humid	:	23deg.C / 39%
Description	:	TV Reception	Engineer	:	Masanori Nishiyama
Remarks	:	-			

Ch	Frequency [MHz]	Meter Reading [dB]	Correction Factor [dB]	Noise Figure [dB]	Limits [dB]	Margin [dB]
TV VHF Fundamental						
2	55.25	6.5	0.2	6.3	10.0	3.7
3	61.25	5.8	0.2	5.6	10.0	4.5
4	67.25	4.5	0.2	4.3	10.0	5.7
5	77.25	3.5	0.2	3.3	10.0	6.7
6	83.25	3.3	0.2	3.1	10.0	6.9
7	175.25	5.1	0.2	4.9	10.0	5.1
8	181.25	5.0	0.2	4.8	10.0	5.2
9	187.25	5.0	0.2	4.8	10.0	5.2
10	193.25	5.0	0.2	4.8	10.0	5.3
11	199.25	5.1	0.2	4.9	10.0	5.1
12	205.25	4.9	0.2	4.7	10.0	5.3
13	211.25	4.9	0.2	4.7	10.0	5.3
TV UHF Fundamental						
14	471.25	6.3	0.3	6.0	10.0	4.0
20	507.25	7.1	0.3	6.8	10.0	3.2
26	543.25	7.4	0.3	7.1	10.0	2.9
32	579.25	7.9	0.3	7.6	10.0	2.4
38	615.25	9.1	0.3	8.8	10.0	1.2
44	651.25	9.3	0.3	9.0	10.0	1.0
50	687.25	8.6	0.3	8.3	10.0	1.7
56	723.25	8.7	0.4	8.3	10.0	1.8
62	759.25	8.7	0.4	8.3	10.0	1.7
69	801.25	9.1	0.4	8.7	10.0	1.3
Mid band						
14	121.25	3.7	0.2	3.5	10.0	6.5
16	133.25	7.5	0.2	7.3	10.0	2.8
18	145.25	6.5	0.2	6.3	10.0	3.7
20	157.25	5.9	0.2	5.7	10.0	4.3
22	169.25	5.6	0.2	5.4	10.0	4.6
Super band						
23	217.25	4.9	0.2	4.7	10.0	5.4
26	235.25	4.9	0.2	4.7	10.0	5.3
29	253.25	4.8	0.2	4.6	10.0	5.4
32	271.25	4.6	0.2	4.4	10.0	5.6
36	295.25	4.5	0.2	4.3	10.0	5.7

APPENDIX 3
Test Instruments

Control No.	Instrument	Manufacturer	Model No	Test Item	Calibration Date * Interval(month)
APVBT01	VIDEO BOOSTER	UL Apex	-	RF, ATS	-
APTVG01	TV Generator	Leader	408NPS	RF, ATS	Pre Check
APSPA04	Spectrum Analyzer	Advantest	R3265	AT, RF, ATS	2006/05/02 * 12
IP-07	Power Combiner	Mini-Circuit	ZFRSC-2050	PS, NF	2005/07/11 * 12
IP-03	Matching Pad	TME	ZT-130	AT, RF, ATS	2005/09/30 * 12
APNFM02	Noise Figure Analyzer	Agilent	N8973A	NF	2005/08/25 * 12
APNFS02	Noise Source	Agilent	346A	NF	2005/08/02 * 12
AV01-01	Signal Generator	Rohde & Schwarz	SMY01	PS	2006/02/22 * 12
SS-05	Digitizing Oscilloscope	Sony Tektronix	2221	PS	2006/01/19 * 12
APBPF01	Band pass filter	Erika Fiedler	BP	PS	2006/04/30 * 12
AF-08	Pre Amplifier	SONOMA	305-1052	AT, RF, ATS	2006/04/30 * 12
CC-C4	Microwave Cable	Suhner	-	AT, RF, ATS	2005/12/12 * 12
OS-02	Digital Humidity Indicator	SATO	PC-5000TRH-Ⅱ	RF, ATS, PS, NF	2006/03/30 * 24
AF-01	Pre Amplifier	Hewlett Packard	8447D	RE	2006/03/24 * 12
AF-06	Pre Amplifier	Agilent	HP8449B	RE	2005/12/03 * 12
AT-06	Attenuator	Anritsu	MP721B	RE	2005/07/11 * 12
BA-06	Biconical Antenna	Schwarzbeck	BBA9106	RE	2006/01/29 * 12
HA-05	Horn Antenna	Schwarzbeck	BBHA9120D	RE	2006/03/29 * 12
LA-07	Logperiodic Antenna	Schwarzbeck	UKLP9140-A	RE	2006/01/29 * 12
LS-10	LISN(AMN)	Schwarzbeck	NSLK8127	CE (EUT)	2006/04/11 * 12
LS-01	LISN(AMN)	Rohde & Schwarz	ESH2-Z5	CE	2006/01/16 * 12
SA-06	Spectrum Analyzer	Advantest	R3273	RE	2005/11/01 * 12
TA-03	Terminator	TME	CT-01	CE	2006/04/30 * 12
TR-06	Test Receiver	Rohde & Schwarz	ESVS10	RE	2005/11/01 * 12
CC-3ORC	Yokowa No.3 open coaxial(0.01-1000MHz)	UL Apex	CC-31,CC-32,CC-33,CC-34,CC-35,CC-36,CC-37,SW-31,SW-32	RE	2006/03/23 * 12
CC-1S	Yokowa No.1 shield coaxial(0.01MHz-1000MHz)	UL Apex	CC-14,CC-15,CC-16,,CC-18,CC-19,SW-11,SW-12	CE	2006/03/15 * 12
YOATS-03	Open Test Site	JSE	3m、10m	RE	2006/05/02 * 12
OS-05	Digital Humidity Indicator	SATO	PC-5000TRH	CE	2006/04/12 * 24
OS-04	Digital Humidity Indicator	SATO	PC-5000TRH-II	RE	2006/01/19 * 24
AF-02	Pre Amplifier	Anritsu	MH648A	RE	2006/03/23 * 12
AT-03	Attenuator	Anritsu	MP721B	RE	2005/07/11 * 12
BA-10	Biconical Antenna	Schwarzbeck	BBA9106	RE	2005/12/12 * 12
APANT12	Logperiodic Antenna	Schwarzbeck	UKLP9140-A	RE	2006/05/04 * 12
SA-07	Spectrum Analyzer	Advantest	R3273	RE, CE	2005/07/11 * 12
TR-08	Test Receiver	Rohde & Schwarz	ESCI	RE, CE	2006/03/04 * 12
CC-1ORC	Yokowa No.1 open coaxial(0.01-1000MHz)	UL Apex	CC-11,CC-12,CC-14,CC-15,CC-16,,SW-11,SW-12	RE	2006/03/15 * 12
YOATS-01	Open Test Site	JSE	3m、10m	RE	2006/04/29 * 12
SP-03	50Ω Coaxil Cable(Antenna Terminal)	UL Apex	50-N-N-SP	AT	2006/04/30 * 12
SP-04	50Ω Coaxil Cable(Antenna Terminal)	UL Apex	50-N-N-SP	AT	2006/04/30 * 12
SP-05	50Ω Coaxil Cable(Antenna Terminal)	UL Apex	50-N-N-SP	AT	2006/04/30 * 12

All equipment is calibrated with traceable calibrations . Each calibration is traceable to the national or international standards.

Test Item :

CE: Conducted emission
RE: Radiated emission
AT: Antenna terminal disturbance voltage
RF: RF output level & spurious
ATS: Antenna transfer switch
PS: Picture sensitivity
NF: Noise figure