Middle Channel (5 785 ㎒)

Frequency	Pol.	Reading	Ant. Factor	Amp.+Cable	DCCF	Result	Limit	Margin
(㎒)	(V/H)	(dB(㎶))	(dB)	(dB)	(dB)	(dB(㎶/m))	(dB(㎶/m))	(dB)
Peak data								
11 576.89[1)]	V	56.55	38.29	-48.43	-	46.41	74.00	27.59
Average Data								
No spurious emissions were detected within 20 ㏈ of the limit.								

Horizontal/Vertical for 1 ㎓ ~ 6.5 ㎓

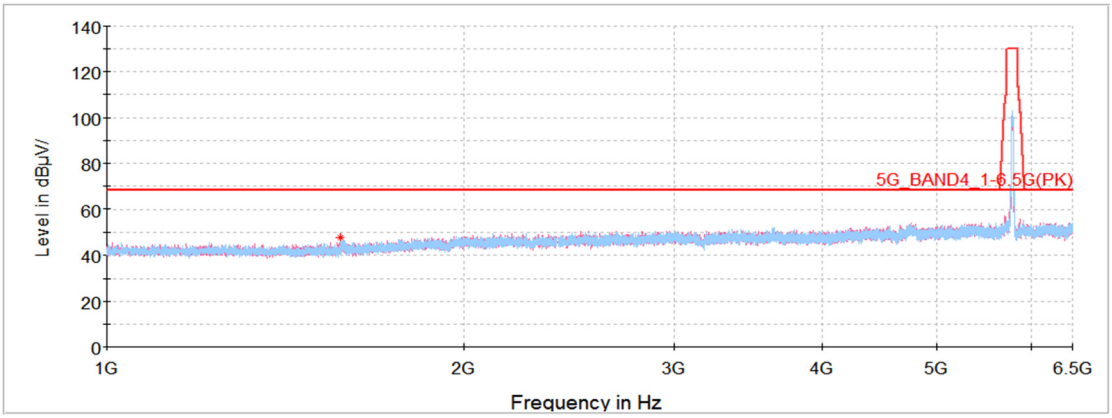

Horizontal/Vertical for 6.5 ㎓ ~ 18 ㎓

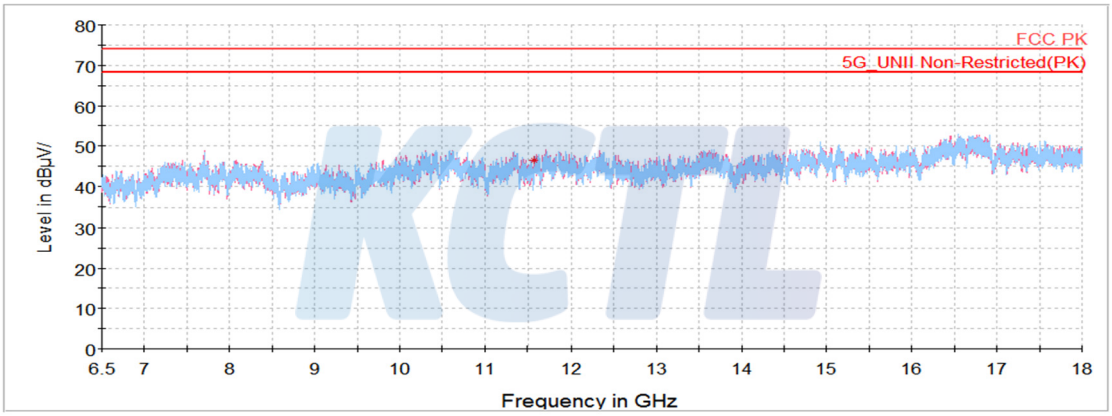

Horizontal/Vertical for 18 ㎓ ~ 40 ㎓

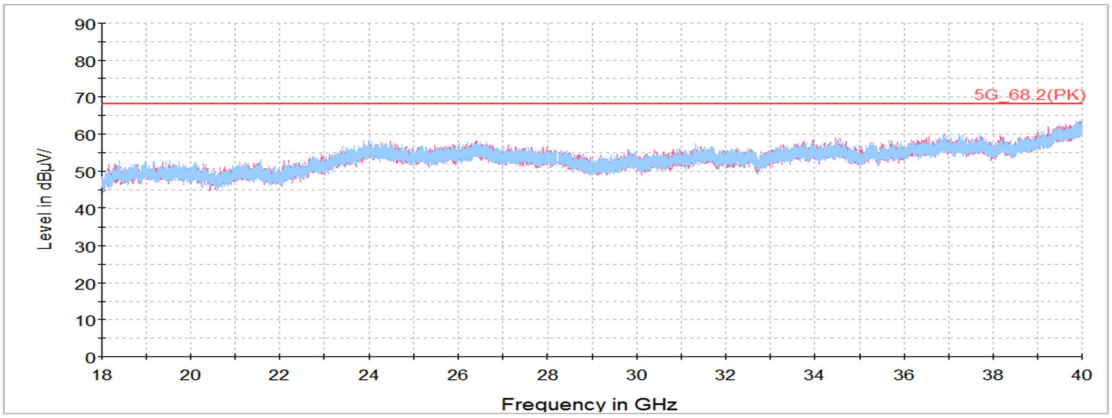

Highest Channel (5 825 ㎒)

Frequency	Pol.	Reading	Ant. Factor	Amp.+Cable	DCCF	Result	Limit	Margin
(㎒)	(V/H)	(dB(㎶))	(dB)	(dB)	(dB)	(dB(㎶/m))	(dB(㎶/m))	(dB)
Peak data								
5 850.83	H	45.99	34.92	-26.68	-	54.23	120.31	66.08
11 650.56[1)]	H	55.96	38.38	-48.74	-	45.60	74.00	28.40
Average Data								
No spurious emissions were detected within 20 ㏈ of the limit.								

Horizontal/Vertical for Band-edge

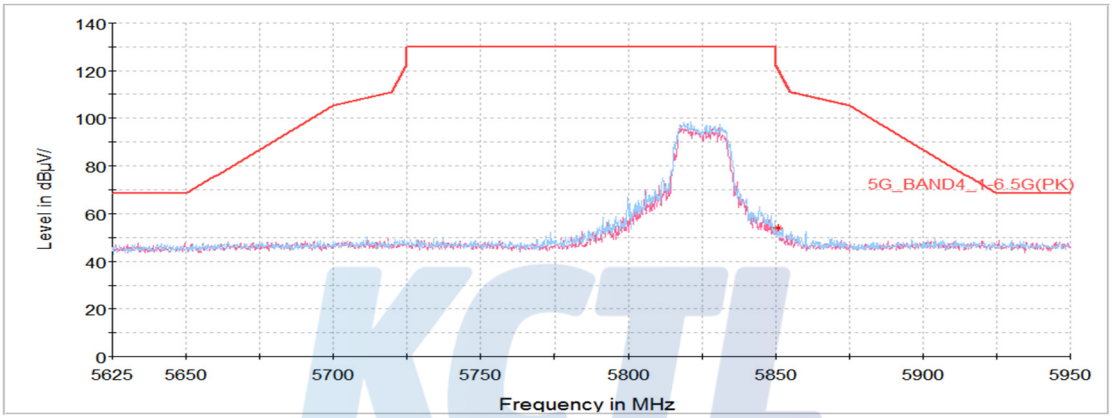

Horizontal/Vertical for 1 ㎓ ~ 6.5 ㎓

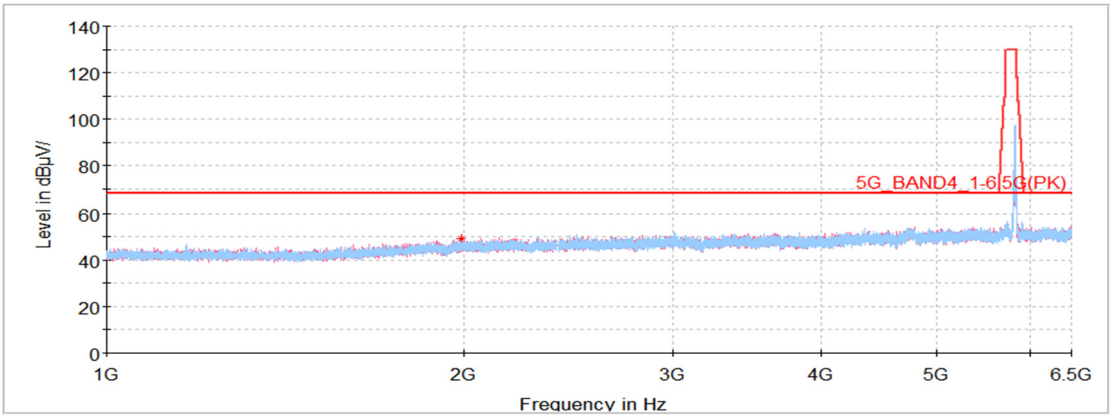

Horizontal/Vertical for 6.5 ㎓ ~ 18 ㎓

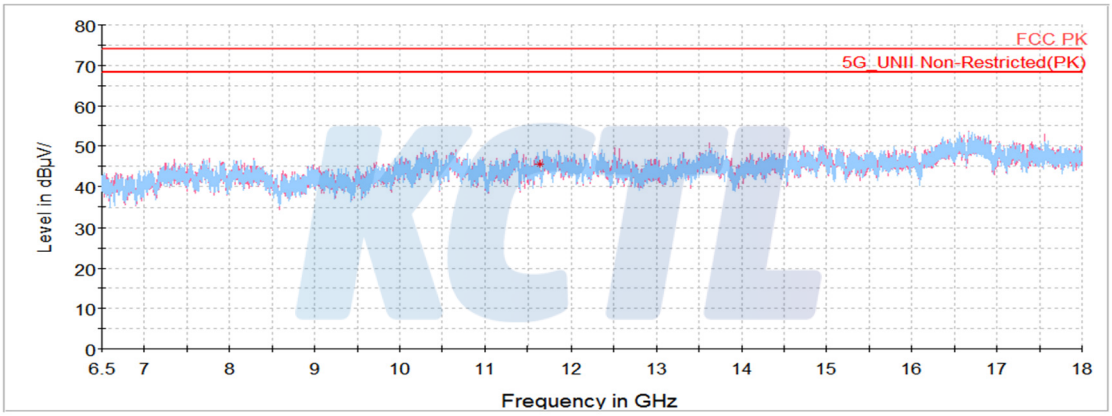

Horizontal/Vertical for 18 ㎓ ~ 40 ㎓

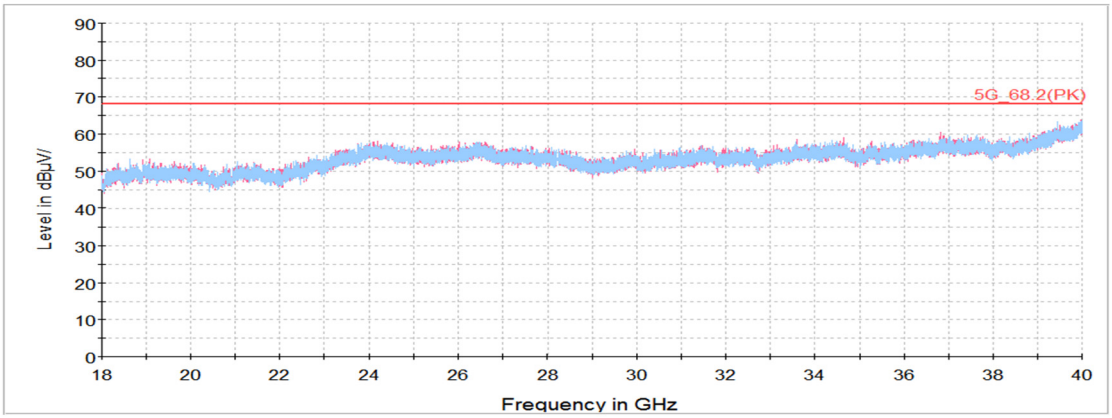

802.11n HT20_UNII-3

Lowest Channel (5 745 ㎒)

Frequency	Pol.	Reading	Ant. Factor	Amp.+Cable	DCCF	Result	Limit	Margin
(㎒)	(V/H)	(dB(㎶))	(dB)	(dB)	(dB)	(dB(㎶/m))	(dB(㎶/m))	(dB)
Peak data								
5 724.33	H	54.89	34.77	-25.91	-	63.75	120.67	56.92
11 488.84[1)]	H	55.53	38.19	-48.19	-	45.53	74.00	28.47
Average Data								
No spurious emissions were detected within 20 ㏈ of the limit.								

Horizontal/Vertical for Band-edge

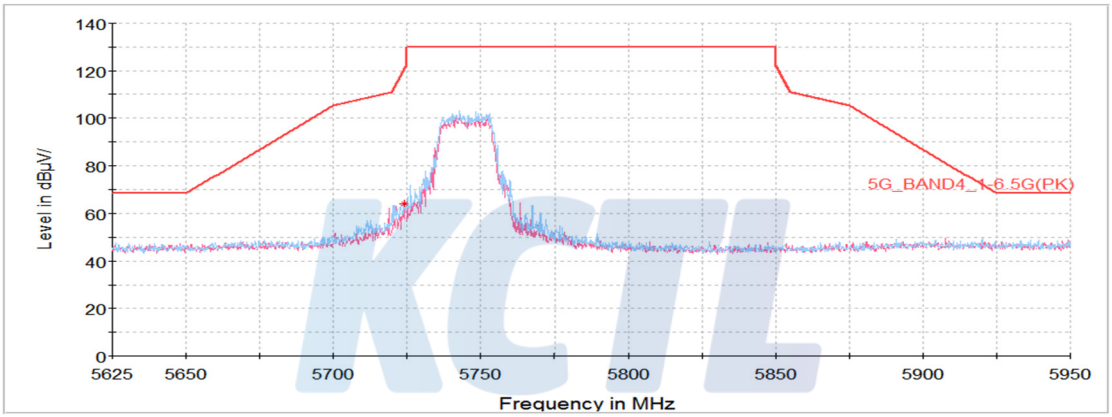

Horizontal/Vertical for 1 ㎓ ~ 6.5 ㎓

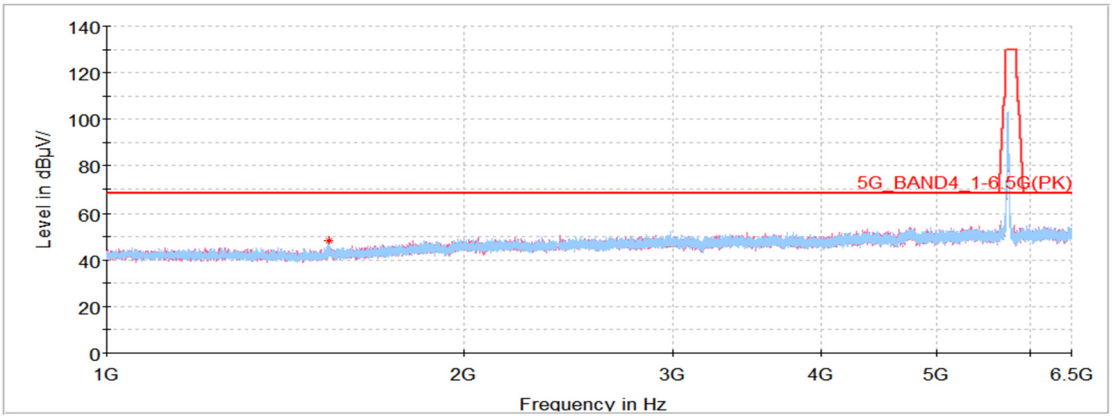

Horizontal/Vertical for 6.5 ㎓ ~ 18 ㎓

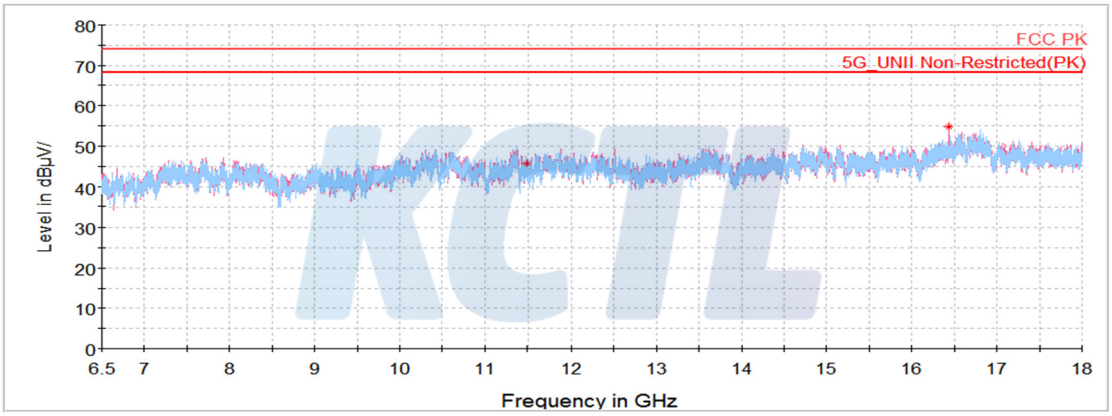

Horizontal/Vertical for 18 ㎓ ~ 40 ㎓

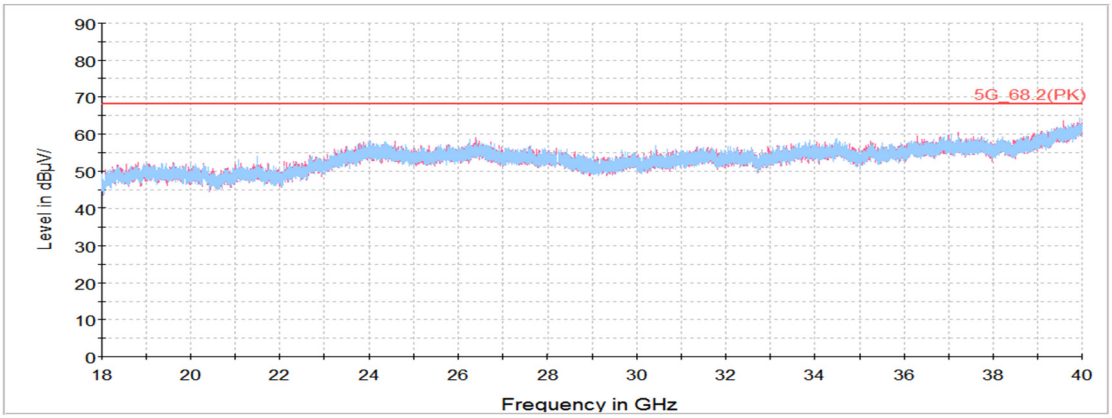

Middle Channel (5 785 ㎒)

Frequency	Pol.	Reading	Ant. Factor	Amp.+Cable	DCCF	Result	Limit	Margin
(㎒)	(V/H)	(dB(㎶))	(dB)	(dB)	(dB)	(dB(㎶/m))	(dB(㎶/m))	(dB)
Peak data								
11 569.34[1)]	H	55.07	38.28	-48.40	-	44.95	74.00	29.05
Average Data								
No spurious emissions were detected within 20 ㏈ of the limit.								

Horizontal/Vertical for 1 ㎓ ~ 6.5 ㎓

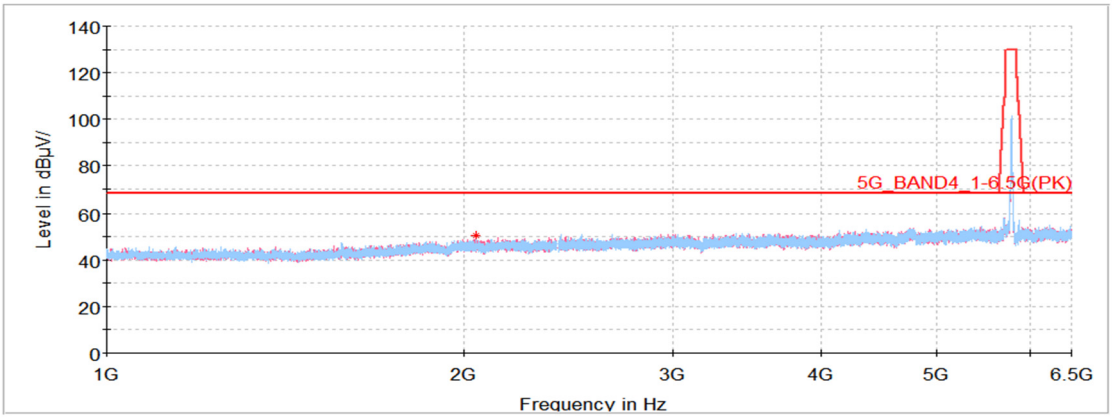

Horizontal/Vertical for 6.5 ㎓ ~ 18 ㎓

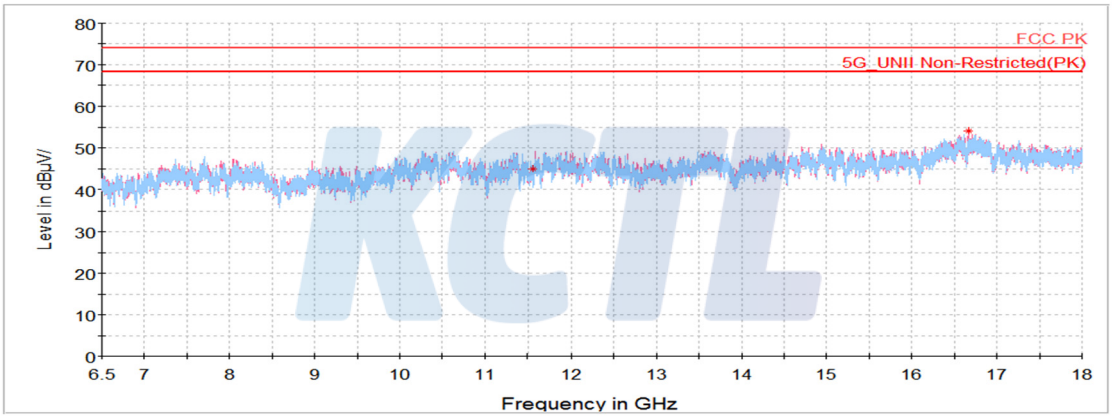

Horizontal/Vertical for 18 ㎓ ~ 40 ㎓

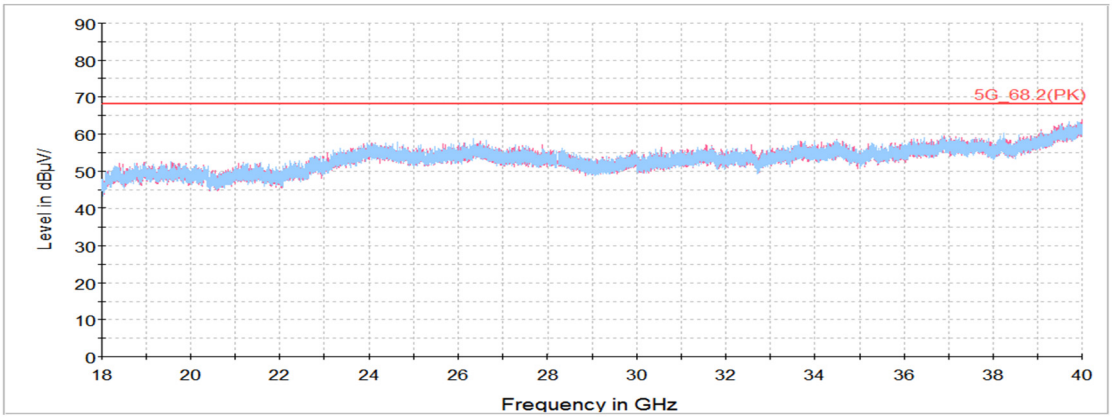

Highest Channel (5 825 ㎒)

Frequency	Pol.	Reading	Amp. + Cable	Antenna Factor	DCCF	Result	Limit	Margin
(㎒)	(V/H)	(dB(㎶))	(dB)	(dB)	(dB)	(dB(㎶/m))	(dB(㎶/m))	(dB)
Peak data								
5 855.30	H	49.69	34.93	-26.65	-	57.97	110.72	52.75
11 651.64[1)]	H	54.97	38.38	-48.74	-	44.61	74.00	29.39
Average Data								
No spurious emissions were detected within 20 ㏈ of the limit.								

Horizontal/Vertical for Band-edge

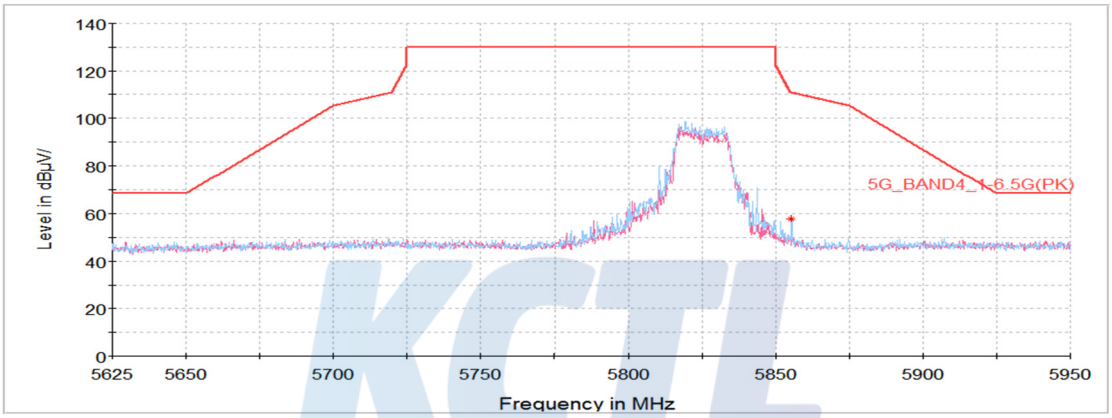

Horizontal/Vertical for 1 ㎓ ~ 6.5 ㎓

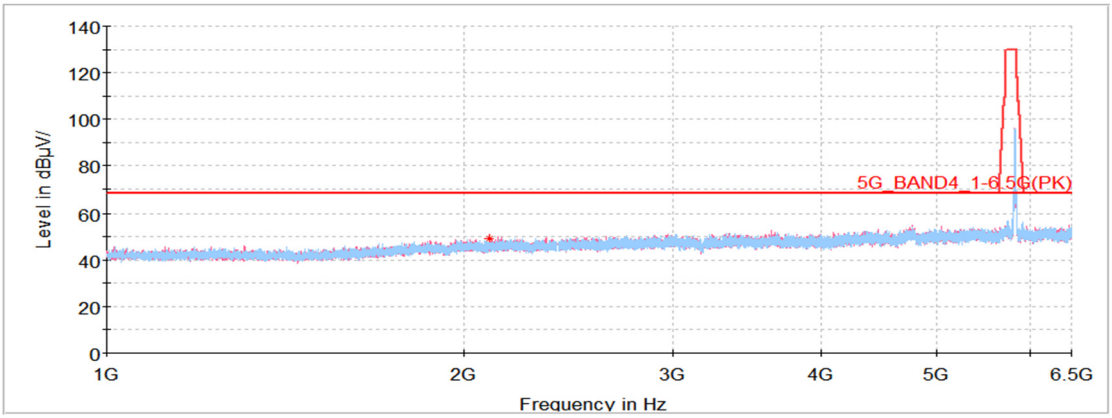

Horizontal/Vertical for 6.5 ㎓ ~ 18 ㎓

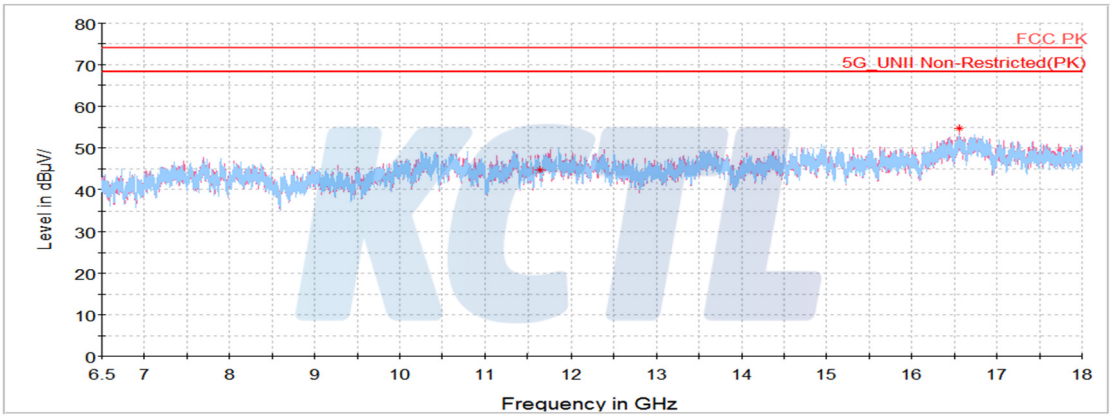

Horizontal/Vertical for 18 ㎓ ~ 40 ㎓

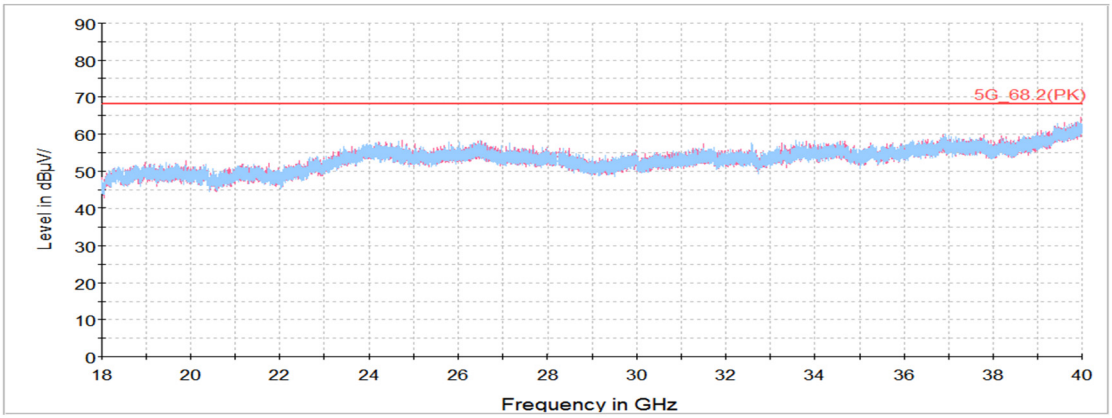

802.11n HT40_UNII-3

Lowest Channel (5 755 ㎒)

Frequency	Pol.	Reading	Ant. Factor	Amp.+Cable	DCCF	Result	Limit	Margin
(㎒)	(V/H)	(dB(㎶))	(dB)	(dB)	(dB)	(dB(㎶/m))	(dB(㎶/m))	(dB)
Peak data								
5 720.89	V	60.29	34.77	-25.86	-	69.20	112.83	43.63
11 510.77[1)]	H	54.27	38.21	-48.16	-	44.32	74.00	29.68
Average Data								
No spurious emissions were detected within 20 ㏈ of the limit.								

Horizontal/Vertical for Band-edge

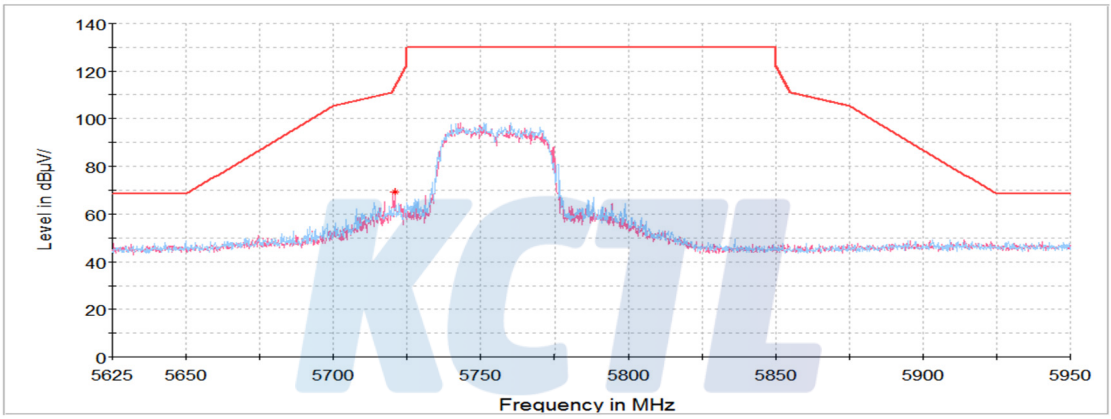

Horizontal/Vertical for 1 ㎓ ~ 6.5 ㎓

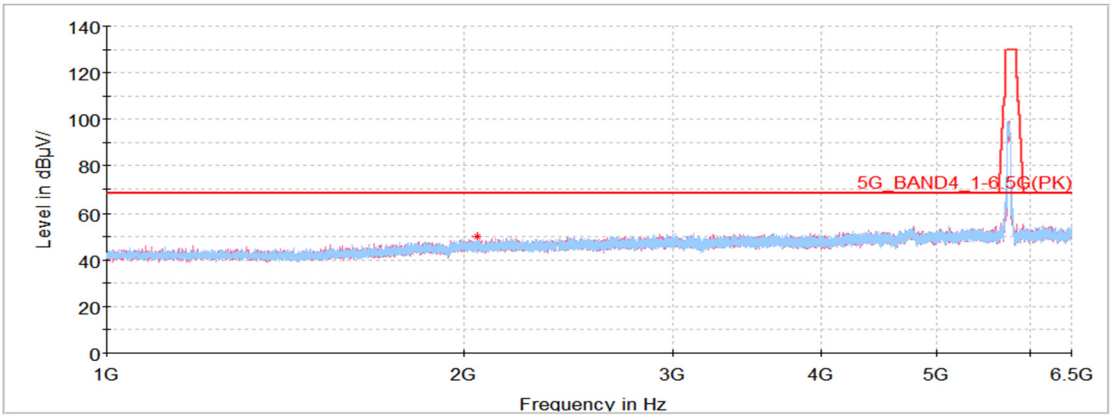

Horizontal/Vertical for 6.5 ㎓ ~ 18 ㎓

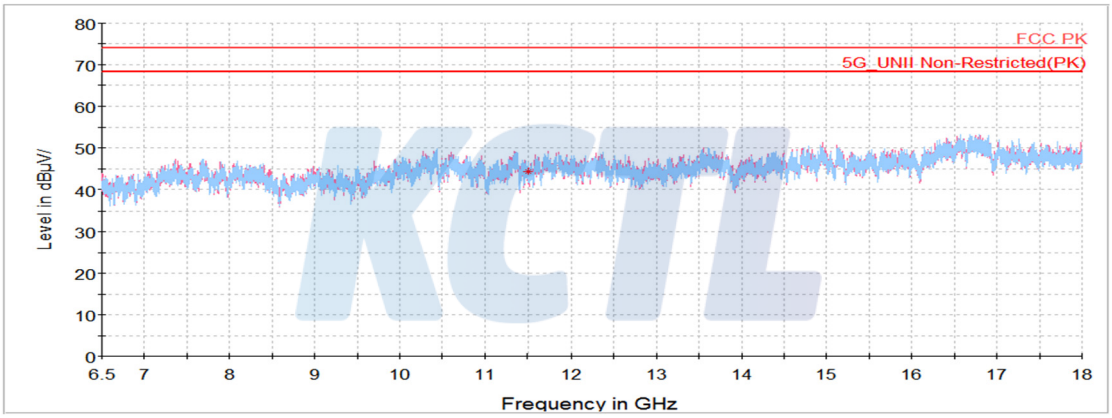

Horizontal/Vertical for 18 ㎓ ~ 40 ㎓

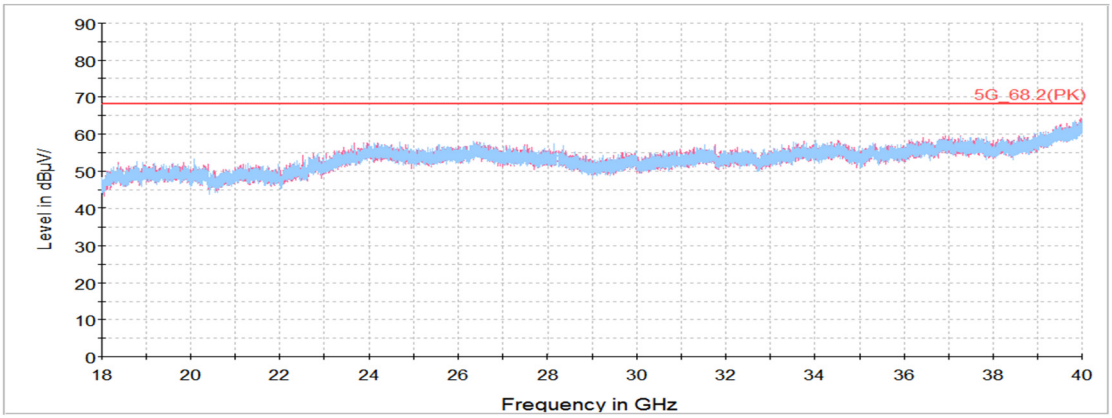

Highest Channel (5 795 ㎒)

Frequency	Pol.	Reading	Ant. Factor	Amp.+Cable	DCCF	Result	Limit	Margin
(㎒)	(V/H)	(dB(㎶))	(dB)	(dB)	(dB)	(dB(㎶/m))	(dB(㎶/m))	(dB)
Peak data								
5 850.66	H	45.50	34.92	-26.68	-	53.74	120.70	66.96
11 589.83[1)]	H	57.83	38.31	-48.49	-	47.65	74.00	26.35
Average Data								
No spurious emissions were detected within 20 ㏈ of the limit.								

Horizontal/Vertical for Band-edge

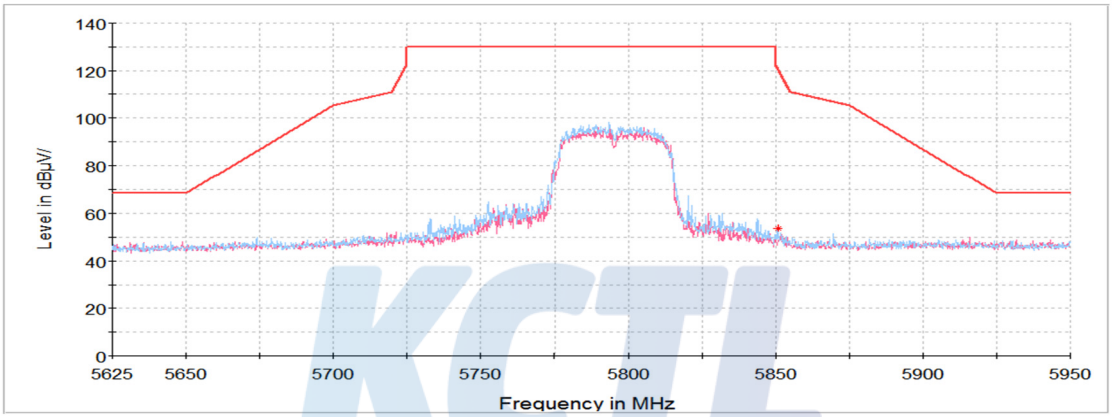

Horizontal/Vertical for 1 ㎓ ~ 6.5 ㎓

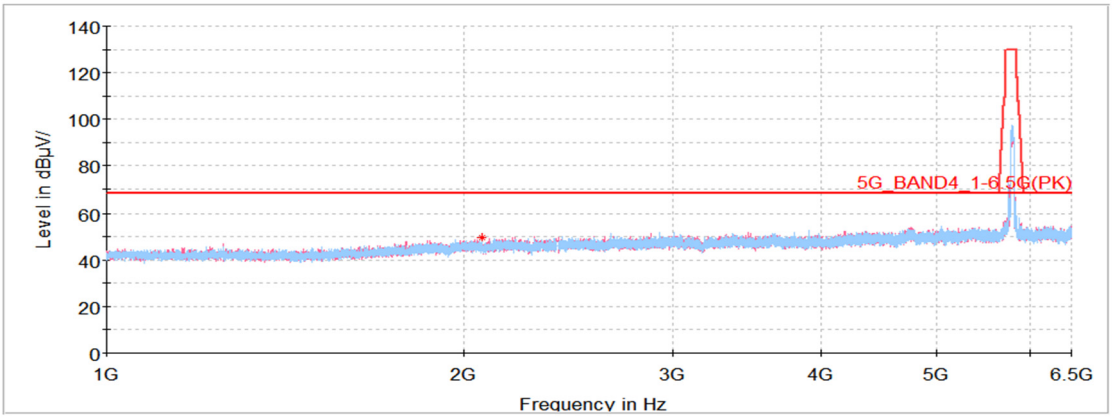

Horizontal/Vertical for 6.5 ㎓ ~ 18 ㎓

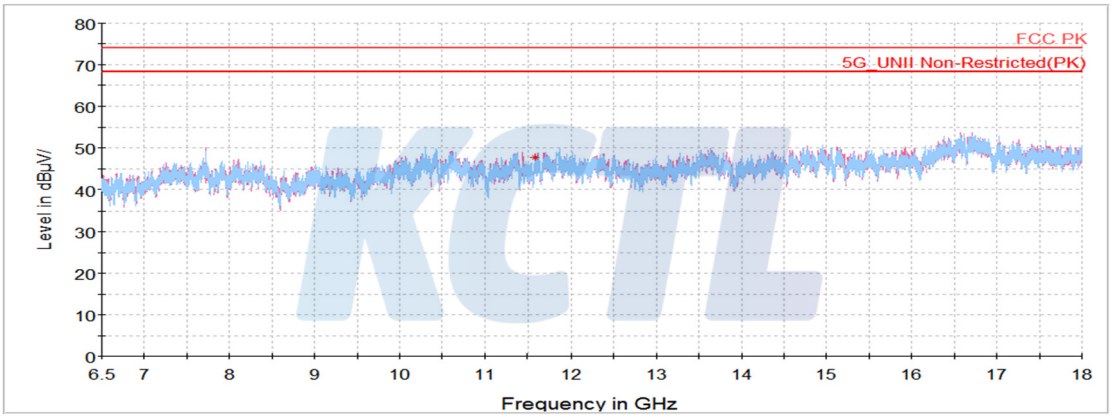
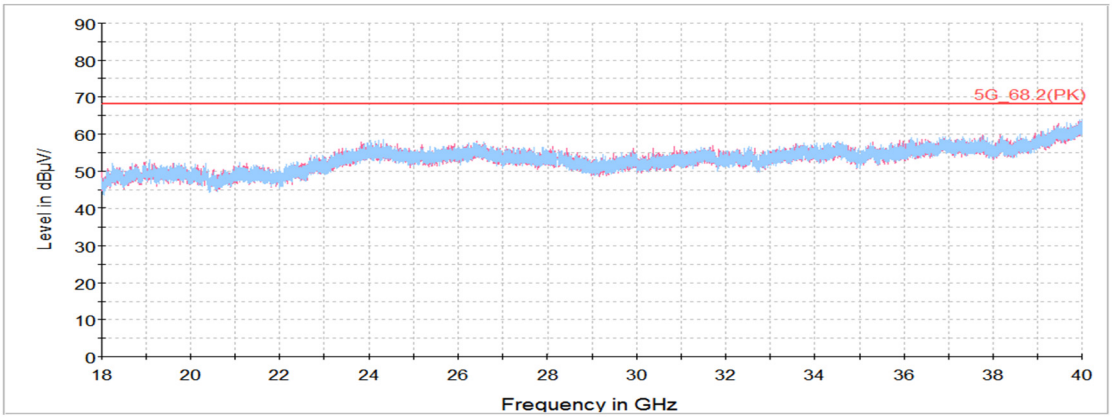
Horizontal/Vertical for 18 ㎓ ~ 40 ㎓