Highest Channel (5 230 ㎒)

Frequency	Pol.	Reading	Ant. Factor	Amp.+Cable	DCCF	Result	Limit	Margin
(㎒)	(V/H)	(dB(㎶))	(dB)	(dB)	(dB)	(dB(㎶/m))	(dB(㎶/m))	(dB)
Peak data								
10 459.95	H	54.48	37.38	-48.30	-	43.56	68.20	24.64
15 690.66[1)]	H	58.52	40.08	-48.04	-	50.56	74.00	23.44
Average Data								
No spurious emissions were detected within 20 ㏈ of the limit.								

KCTL

Horizontal/Vertical for 1 ㎓ ~ 6.5 ㎓

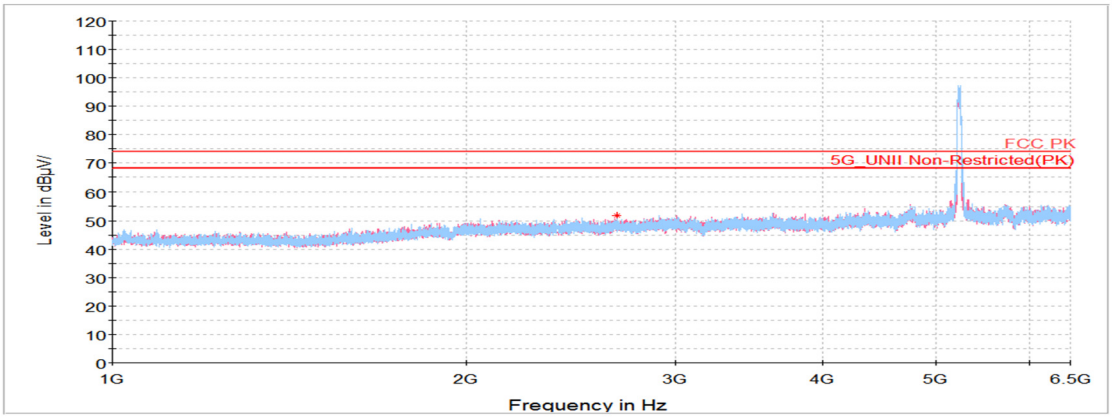

Horizontal/Vertical for 6.5 ㎓ ~ 18 ㎓

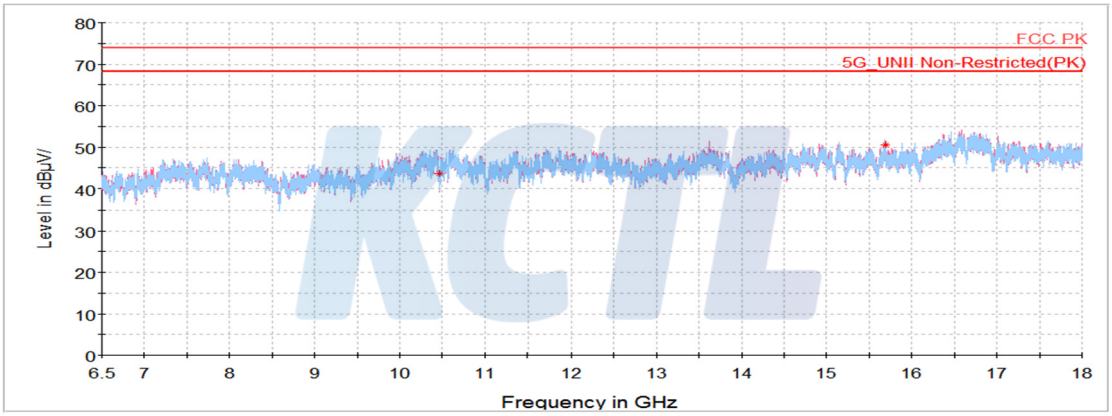

Horizontal/Vertical for 18 ㎓ ~ 40 ㎓

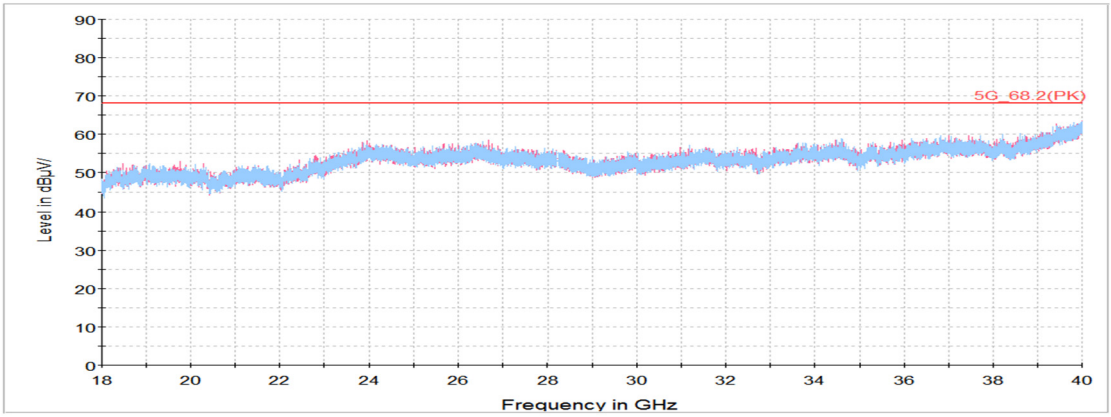

802.11ac VHT80_UNII-1

Lowest Channel (5 210 ㎒)

Frequency	Pol.	Reading	Ant. Factor	Amp.+Cable	DCCF	Result	Limit	Margin
(㎒)	(V/H)	(dB(㎶))	(dB)	(dB)	(dB)	(dB(㎶/m))	(dB(㎶/m))	(dB)
Peak data								
5 126.65[1)]	H	52.26	34.05	-26.97	-	59.34	74.00	14.66
10 420.42	H	58.95	37.35	-48.53	-	47.77	68.20	20.43
15 629.92[1)]	H	57.23	40.05	-48.03	-	49.25	74.00	24.75
Average Data								
5 126.65[1)]	H	42.45	34.05	-26.97	1.41	50.94	54.00	3.06

Average data	Average data
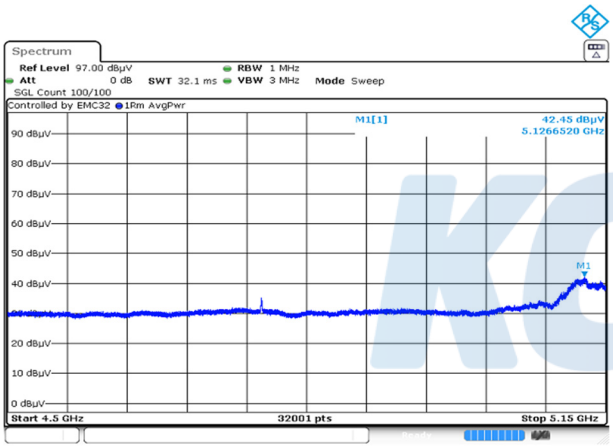	Blank

Horizontal/Vertical for Band-edge

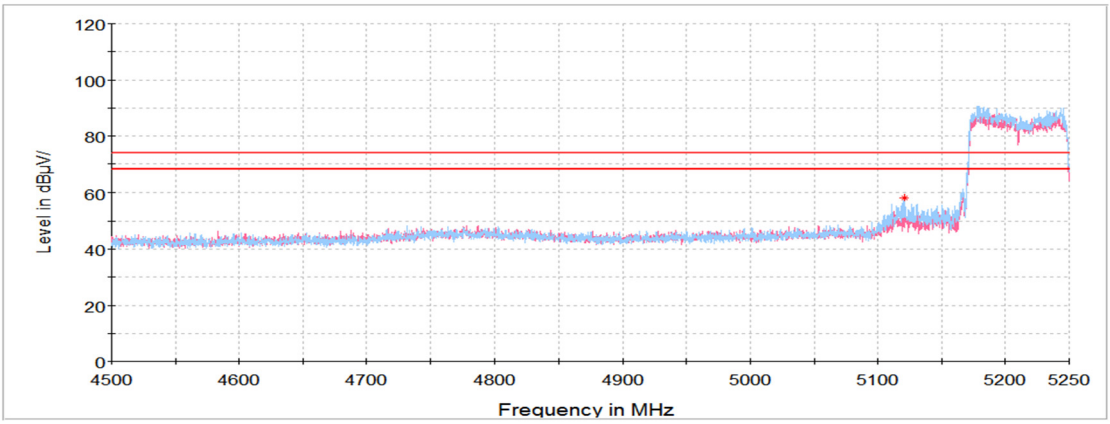

Horizontal/Vertical for 1 ㎓ ~ 6.5 ㎓

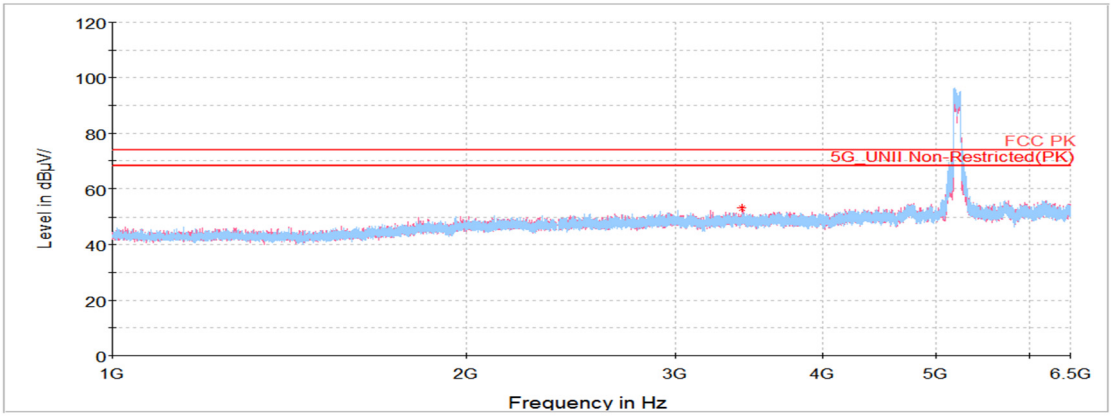

Horizontal/Vertical for 6.5 ㎓ ~ 18 ㎓

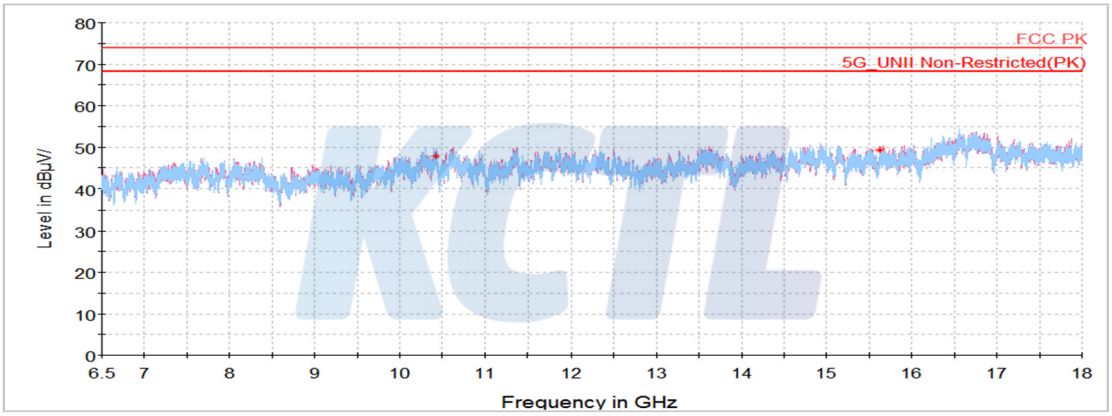

Horizontal/Vertical for 18 ㎓ ~ 40 ㎓

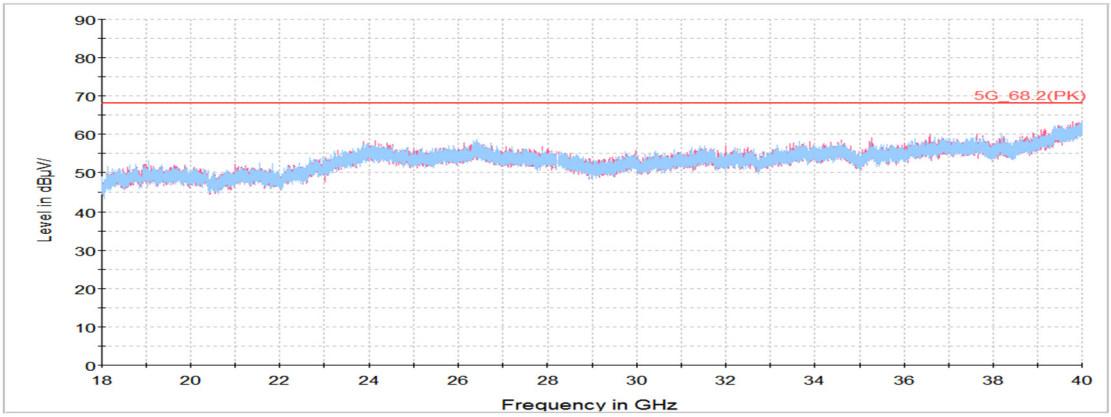

802.11a UNII-2A

Lowest Channel (5 260 ㎒)

Frequency	Pol.	Reading	Ant. Factor	Amp.+Cable	DCCF	Result	Limit	Margin
(㎒)	(V/H)	(dB(㎶))	(dB)	(dB)	(dB)	(dB(㎶/m))	(dB(㎶/m))	(dB)
Peak data								
10 522.48	V	55.58	37.41	-48.22	-	44.77	68.20	23.43
15 782.66[1)]	V	61.76	40.11	-48.05	-	53.82	74.00	20.18
Average Data								
No spurious emissions were detected within 20 ㏈ of the limit.								

Horizontal/Vertical for 1 ㎓ ~ 6.5 ㎓

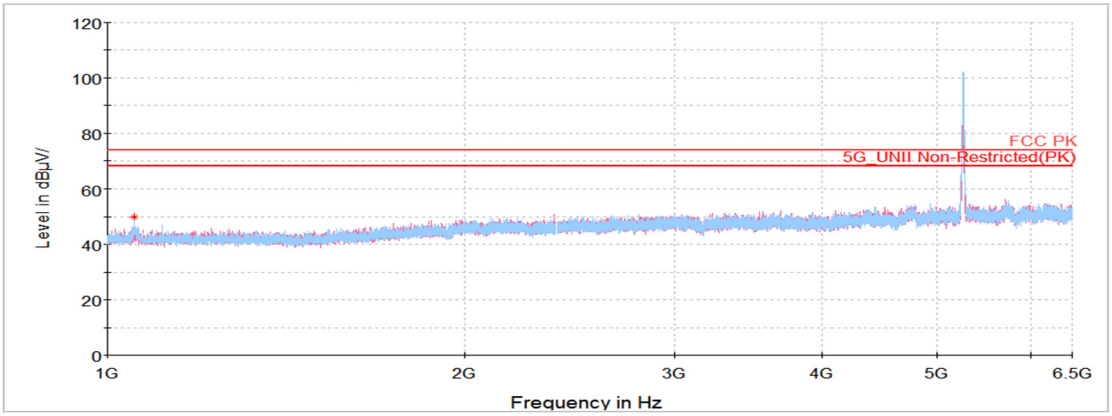

Horizontal/Vertical for 6.5 ㎓ ~ 18 ㎓

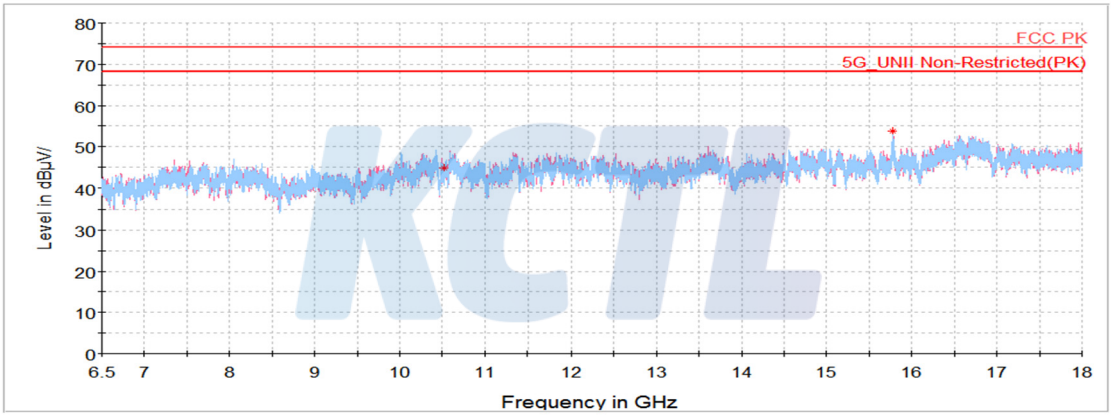

Horizontal/Vertical for 18 ㎓ ~ 40 ㎓

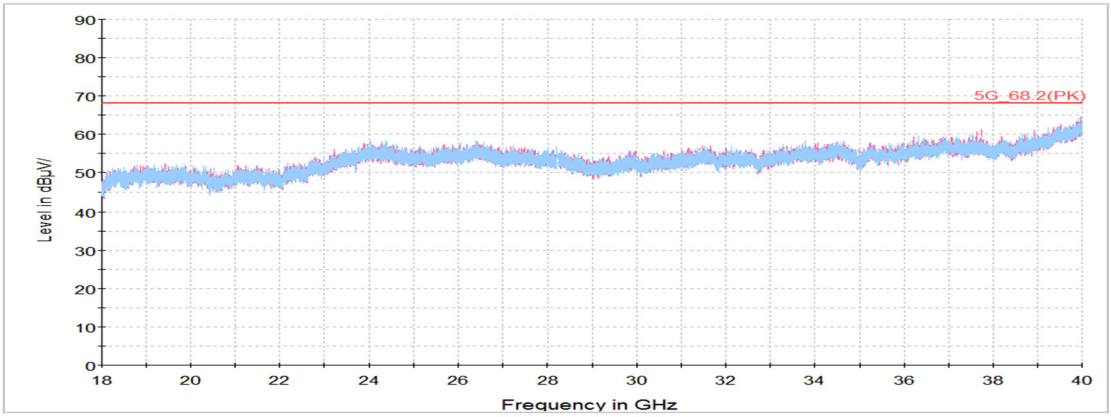

Middle Channel (5 280 ㎒)

Frequency	Pol.	Reading	Ant. Factor	Amp.+Cable	DCCF	Result	Limit	Margin
(㎒)	(V/H)	(dB(㎶))	(dB)	(dB)	(dB)	(dB(㎶/m))	(dB(㎶/m))	(dB)
Peak data								
15 840.19[1)]	V	62.52	40.14	-48.06	-	54.60	74.00	19.40
Average Data								
15 840.19[1)]	V	48.67	40.14	-48.06	0.44	41.19	54.00	12.81

Average data	Average data
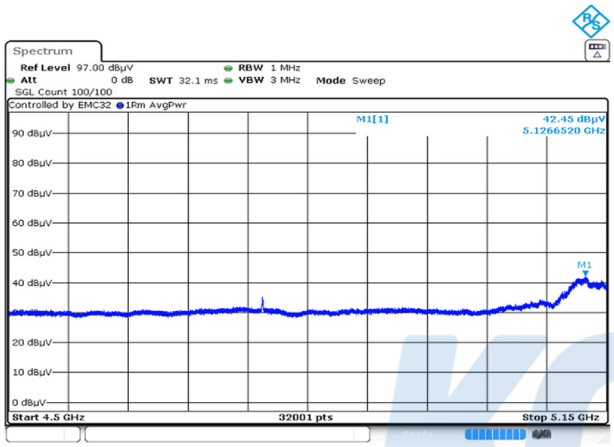	Blank

Horizontal/Vertical for 1 ㎓ ~ 6.5 ㎓

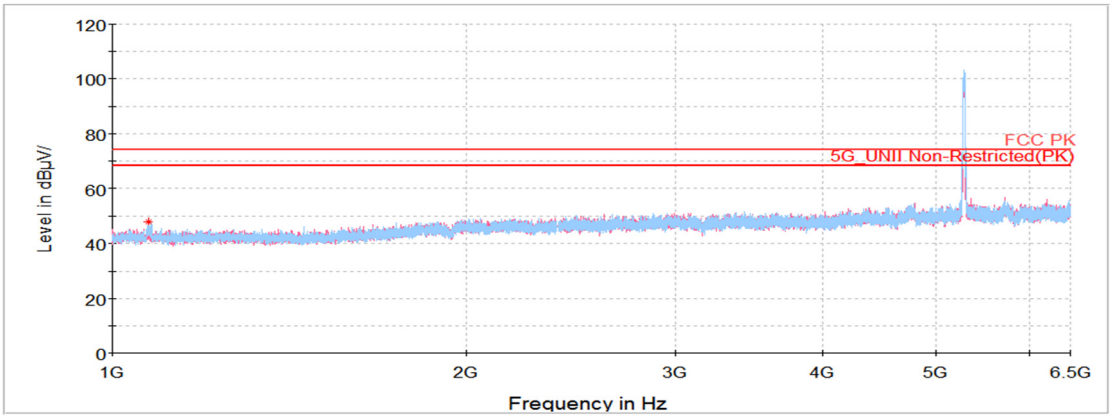

Horizontal/Vertical for 6.5 ㎓ ~ 18 ㎓

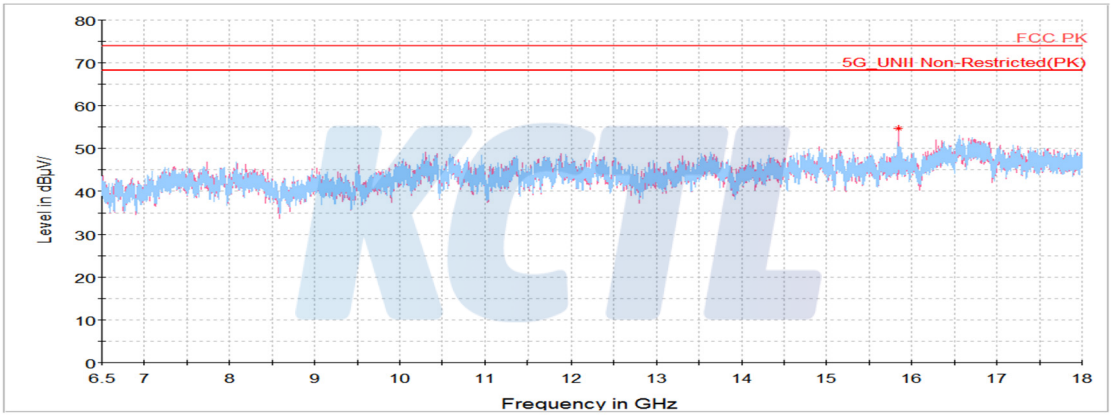

Horizontal/Vertical for 18 ㎓ ~ 40 ㎓

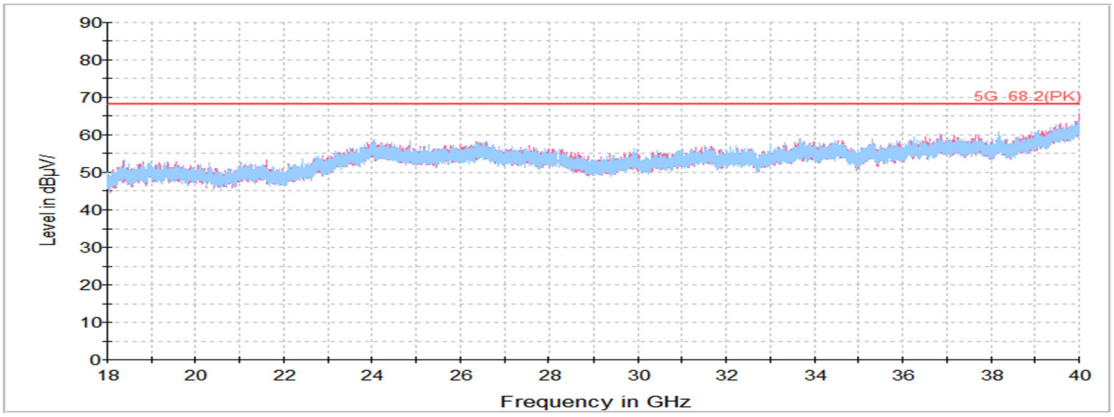

Highest Channel (5 320 ㎒)

Frequency	Pol.	Reading	Ant. Factor	Amp.+Cable	DCCF	Result	Limit	Margin
(㎒)	(V/H)	(dB(㎶))	(dB)	(dB)	(dB)	(dB(㎶/m))	(dB(㎶/m))	(dB)
Peak data								
5 352.22[1)]	H	38.83	34.32	-26.84	-	53.78	74.00	20.22
15 962.11[1)]	V	61.20	40.18	-48.07	-	53.31	74.00	20.69
Average Data								
No spurious emissions were detected within 20 ㏈ of the limit.								

Horizontal/Vertical for Band-edge

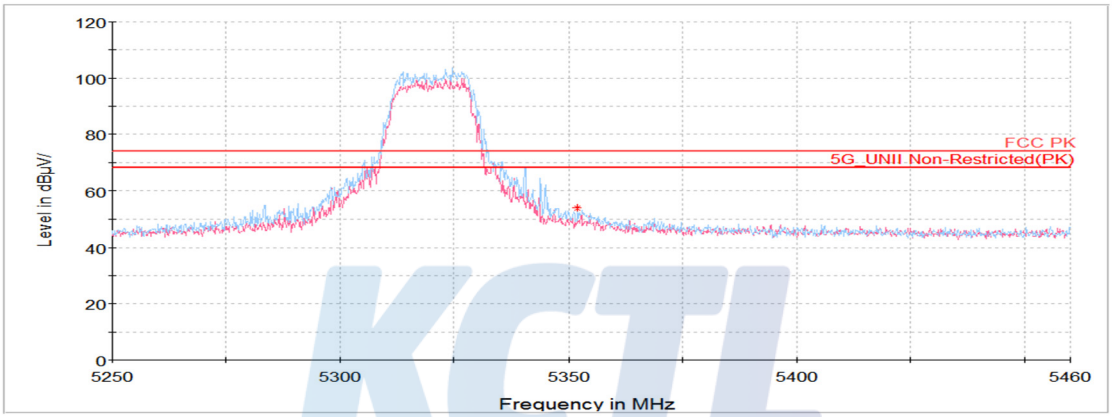

Horizontal/Vertical for 1 ㎓ ~ 6.5 ㎓

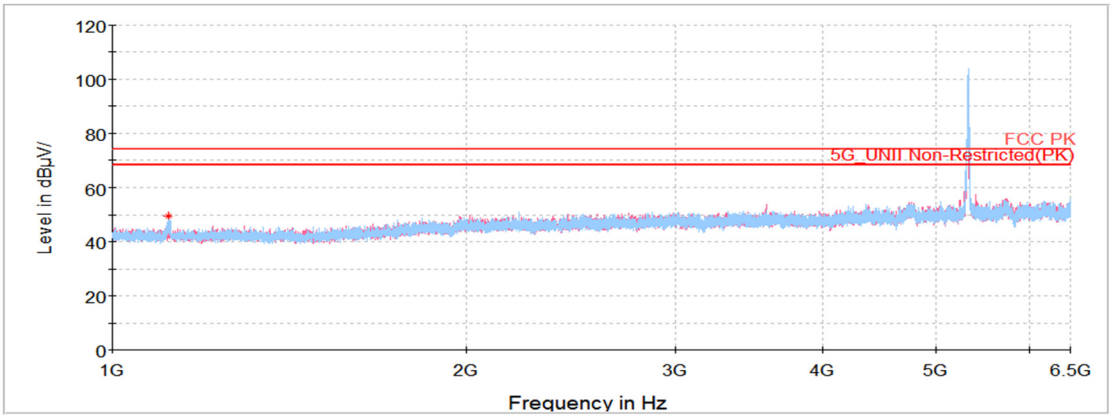

Horizontal/Vertical for 6.5 ㎓ ~ 18 ㎓

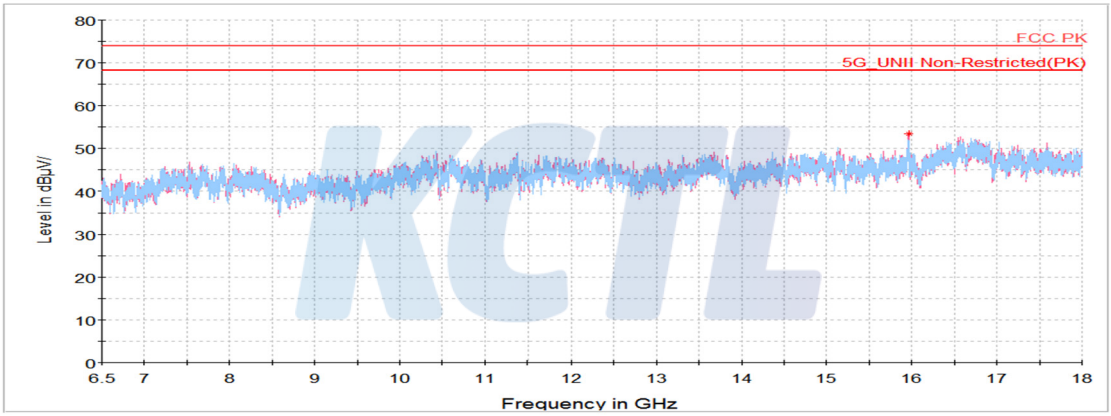

Horizontal/Vertical for 18 ㎓ ~ 40 ㎓

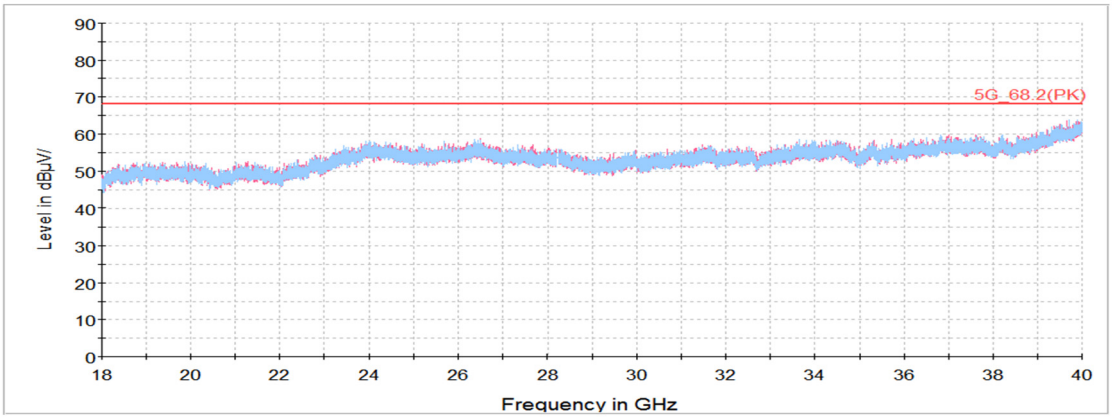

802.11n HT20_UNII-2A

Lowest Channel (5 260 ㎒)

Frequency	Pol.	Reading	Ant. Factor	Amp.+Cable	DCCF	Result	Limit	Margin
(㎒)	(V/H)	(dB(㎶))	(dB)	(dB)	(dB)	(dB(㎶/m))	(dB(㎶/m))	(dB)
Peak data								
10 517.81	H	56.64	37.41	-48.19	-	45.86	68.20	22.34
Average Data								
No spurious emissions were detected within 20 ㏈ of the limit.								

Horizontal/Vertical for 1 ㎓ ~ 6.5 ㎓

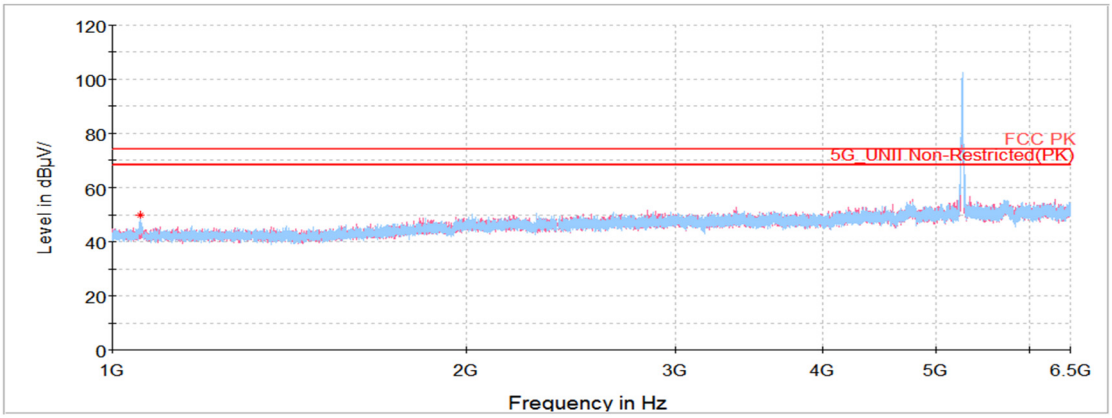

Horizontal/Vertical for 6.5 ㎓ ~ 18 ㎓

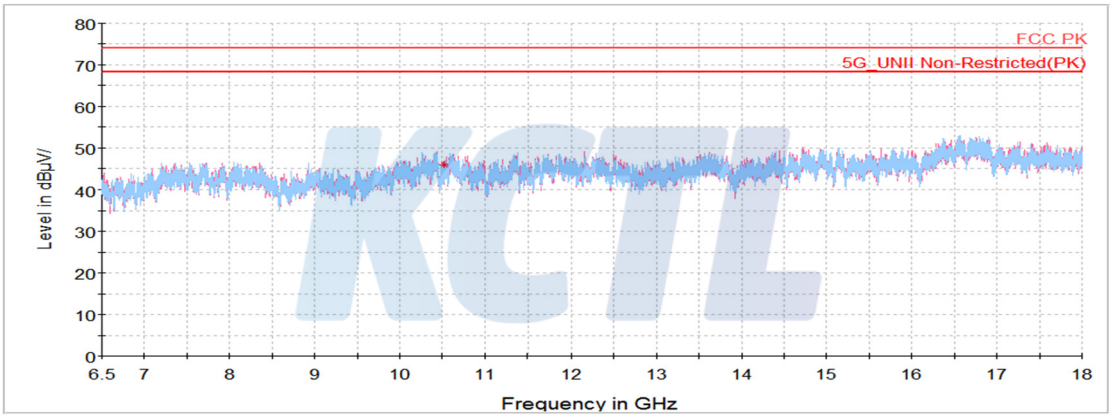

Horizontal/Vertical for 18 ㎓ ~ 40 ㎓

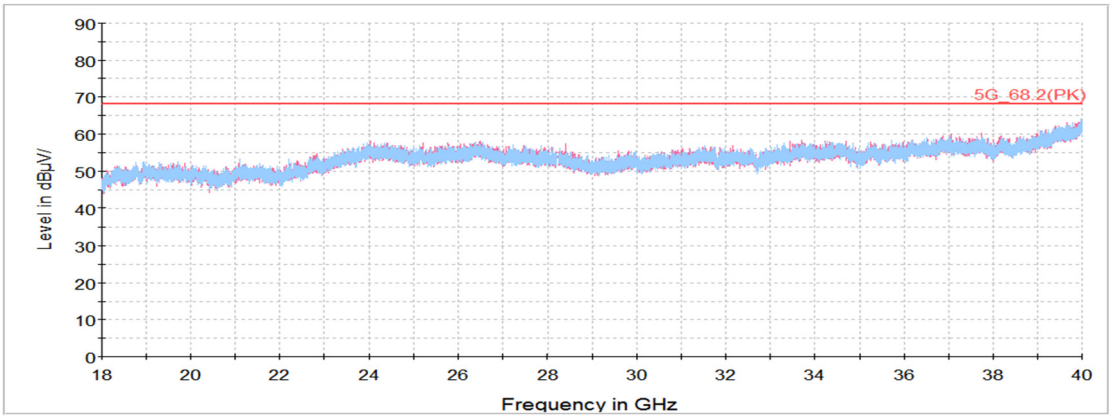

Middle Channel (5 280 ㎒)

Frequency	Pol.	Reading	Ant. Factor	Amp.+Cable	DCCF	Result	Limit	Margin
(㎒)	(V/H)	(dB(㎶))	(dB)	(dB)	(dB)	(dB(㎶/m))	(dB(㎶/m))	(dB)
Peak data								
10 560.22	V	55.26	37.44	-48.47	-	44.23	68.20	23.97
Average Data								
No spurious emissions were detected within 20 ㏈ of the limit.								

KCTL

Horizontal/Vertical for 1 ㎓ ~ 6.5 ㎓

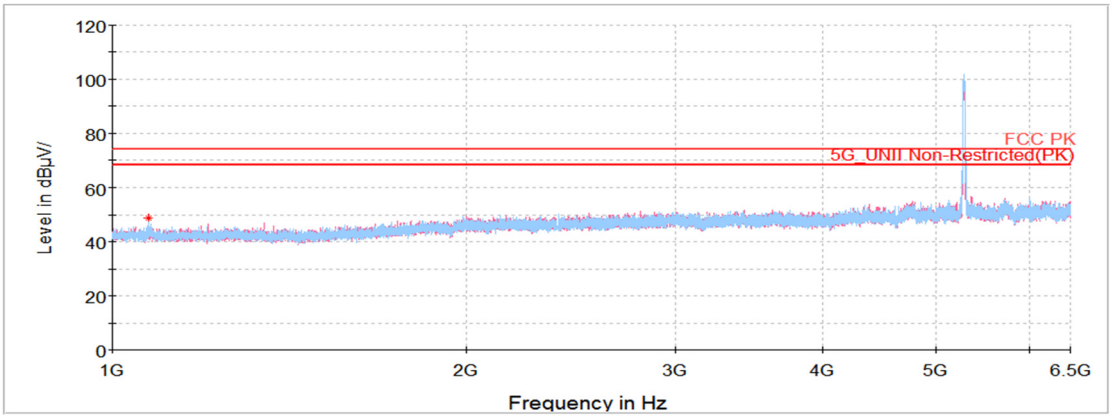

Horizontal/Vertical for 6.5 ㎓ ~ 18 ㎓

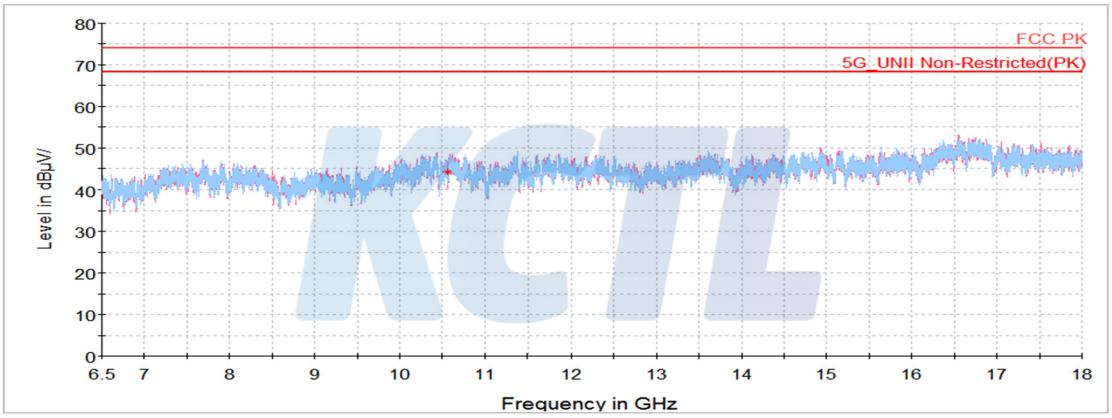
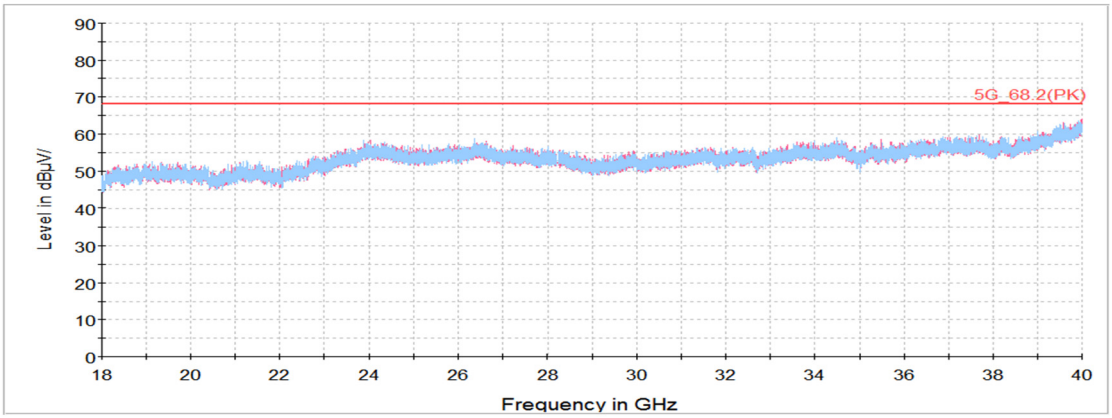
Horizontal/Vertical for 18 ㎓ ~ 40 ㎓