Highest Channel (5 320 ㎒)

Frequency	Pol.	Reading	Ant. Factor	Amp.+Cable	DCCF	Result	Limit	Margin
(㎒)	(V/H)	(dB(㎶))	(dB)	(dB)	(dB)	(dB(㎶/m))	(dB(㎶/m))	(dB)
Peak data								
5 352.23[1)]	H	47.45	34.32	-26.84	-	54.93	74.00	19.07
10 641.44[1)]	V	57.27	37.48	-49.01	-	45.74	74.00	28.26
Average Data								
5 352.23[1)]	H	39.04	34.32	-26.84	0.45	46.97	54.00	7.03

Average data	Average data
	Blank

Horizontal/Vertical for Band-edge

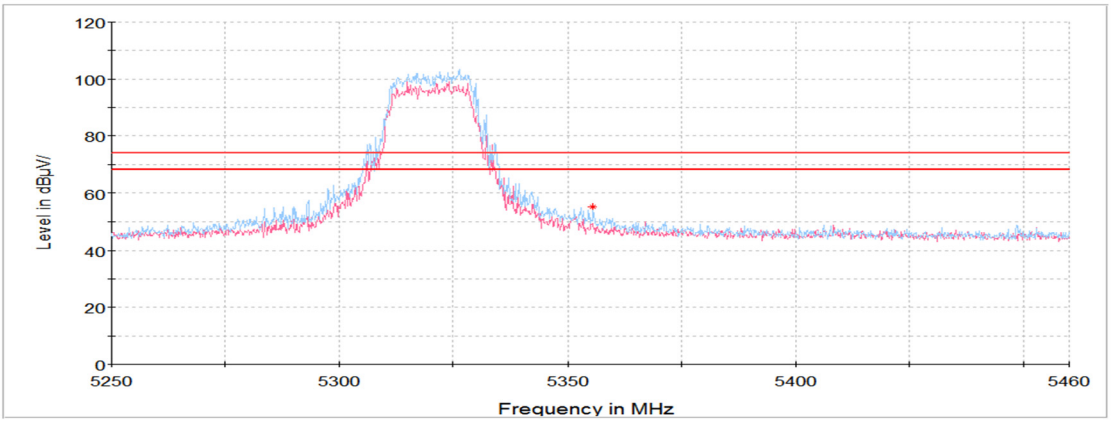

Horizontal/Vertical for 1 ㎓ ~ 6.5 ㎓

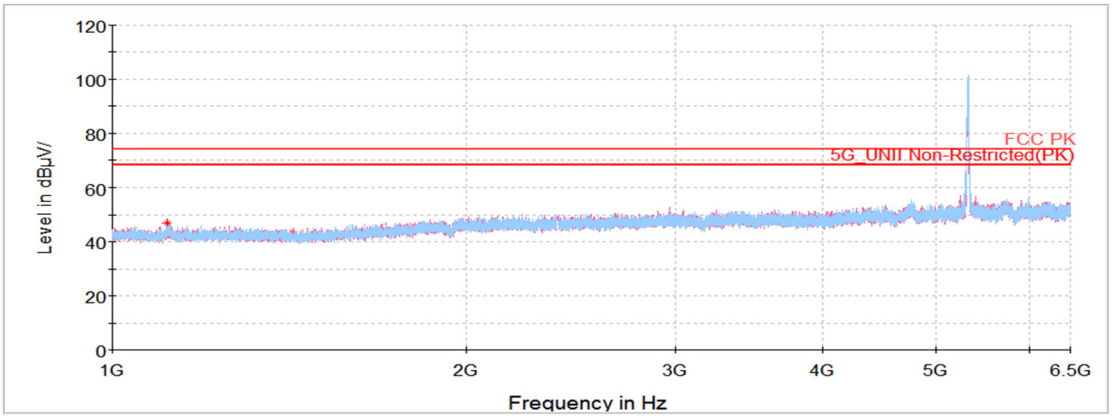

Horizontal/Vertical for 6.5 ㎓ ~ 18 ㎓

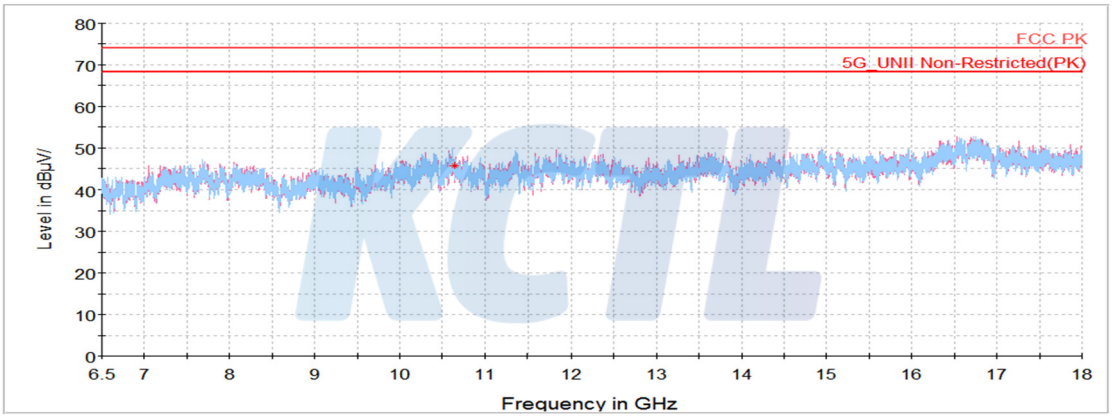

Horizontal/Vertical for 18 ㎓ ~ 40 ㎓

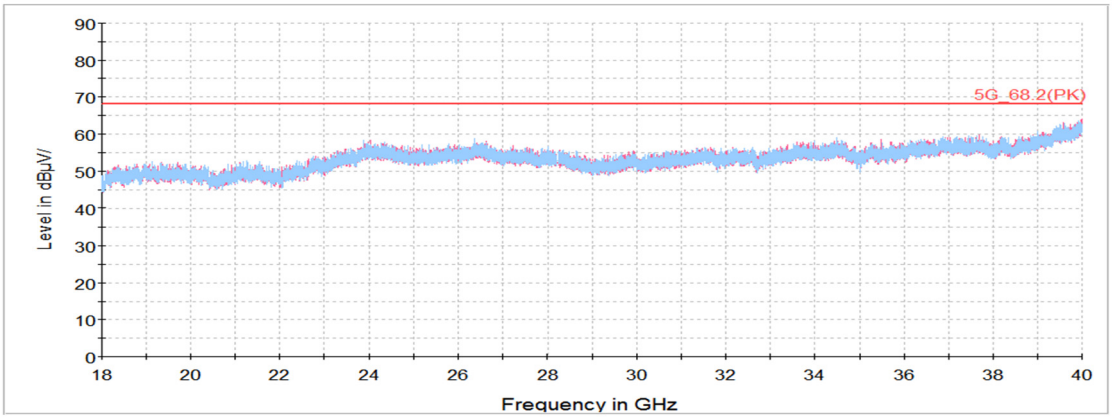

802.11n HT40_UNII-2A

Lowest Channel (5 270 ㎒)

Frequency	Pol.	Reading	Ant. Factor	Amp.+Cable	DCCF	Result	Limit	Margin
(㎒)	(V/H)	(dB(㎶))	(dB)	(dB)	(dB)	(dB(㎶/m))	(dB(㎶/m))	(dB)
Peak data								
10 544.05	V	57.91	37.43	-48.37	-	46.97	68.20	21.23
Average Data								
No spurious emissions were detected within 20 ㏈ of the limit.								

Horizontal/Vertical for 1 ㎓ ~ 6.5 ㎓

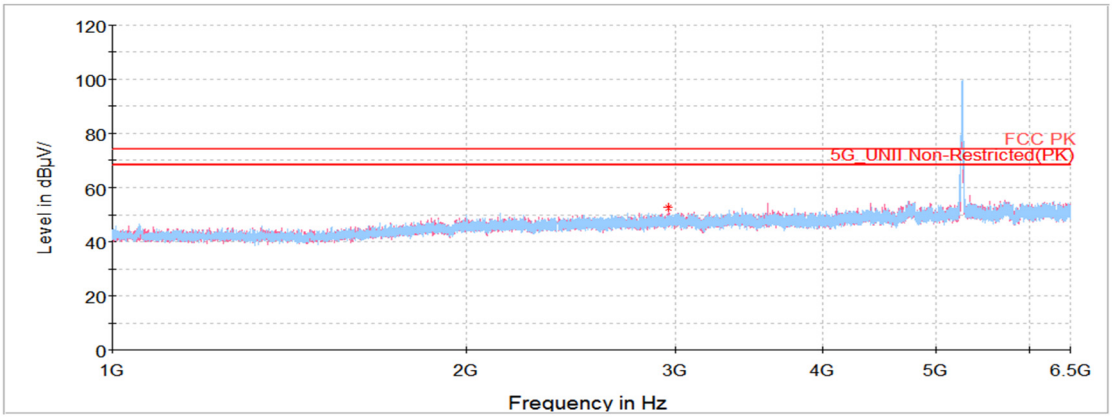

Horizontal/Vertical for 6.5 ㎓ ~ 18 ㎓

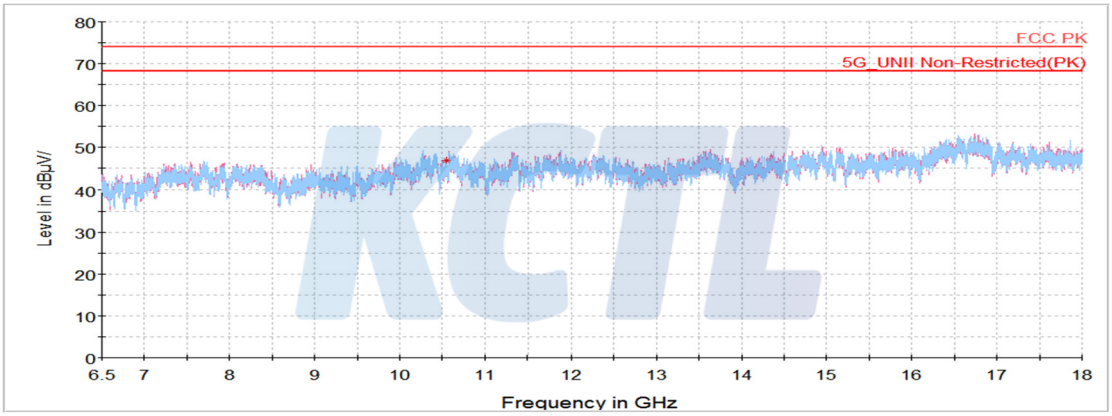

Horizontal/Vertical for 18 ㎓ ~ 40 ㎓

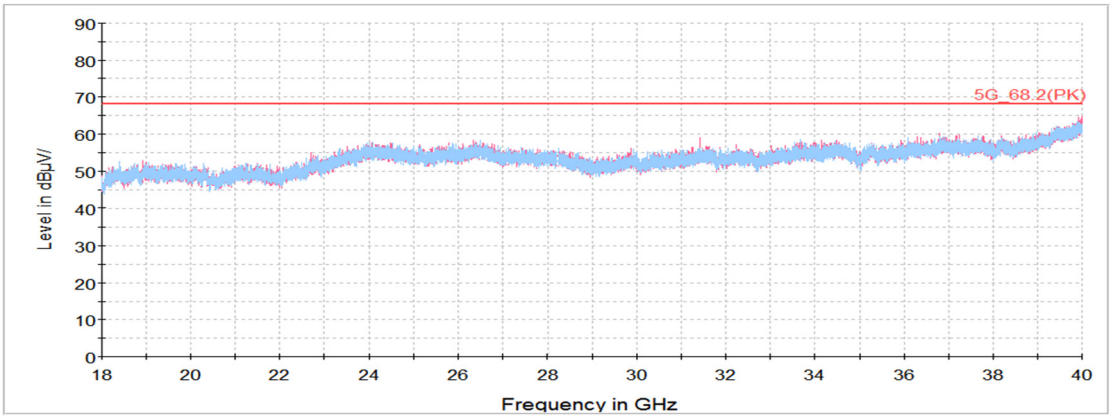

Highest Channel (5 310 ㎒)

Frequency	Pol.	Reading	Ant. Factor	Amp.+Cable	DCCF	Result	Limit	Margin
(㎒)	(V/H)	(dB(㎶))	(dB)	(dB)	(dB)	(dB(㎶/m))	(dB(㎶/m))	(dB)
Peak data								
5 350.38[1)]	H	51.44	34.32	-26.84	-	58.92	74.00	15.08
10 621.31[1)]	V	59.05	37.47	-48.88	-	47.64	74.00	26.36
Average Data								
5 350.38[1)]	H	41.78	34.32	-26.84	0.89	50.15	54.00	3.85

Average data	Average data
	Blank

Horizontal/Vertical for Band-edge

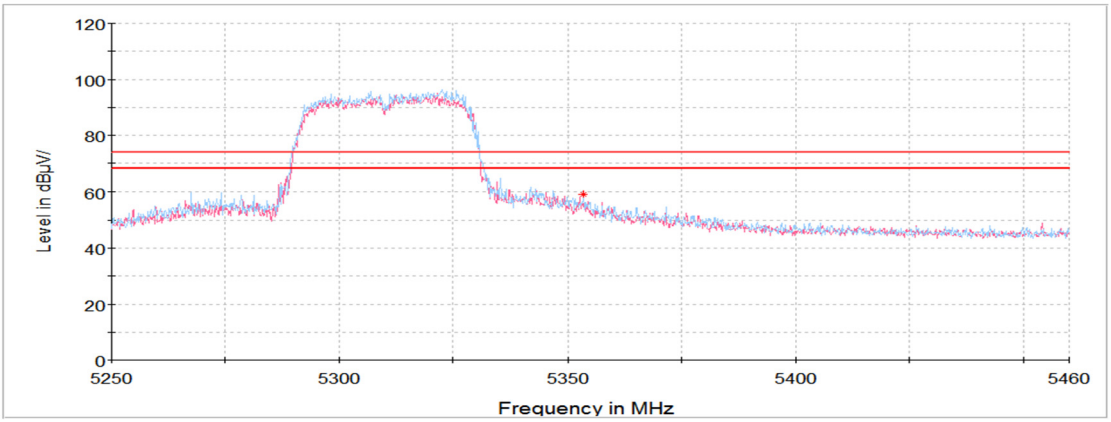

Horizontal/Vertical for 1 ㎓ ~ 6.5 ㎓

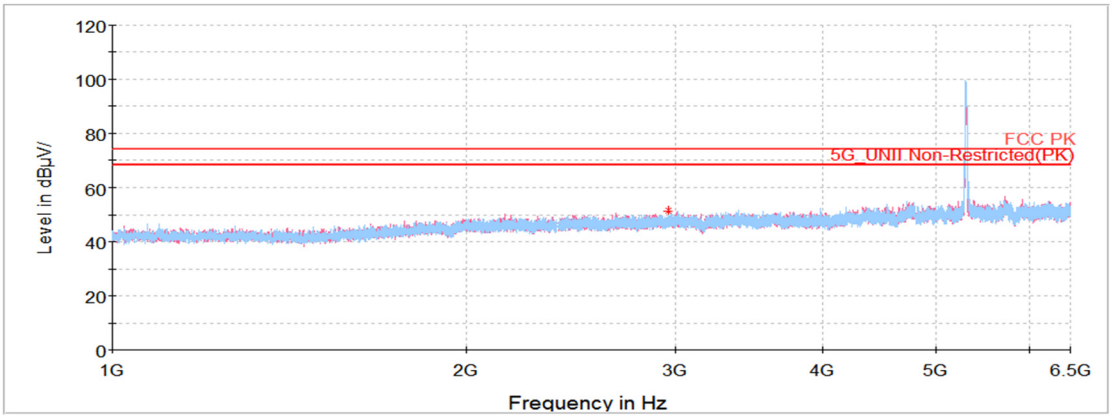

Horizontal/Vertical for 6.5 ㎓ ~ 18 ㎓

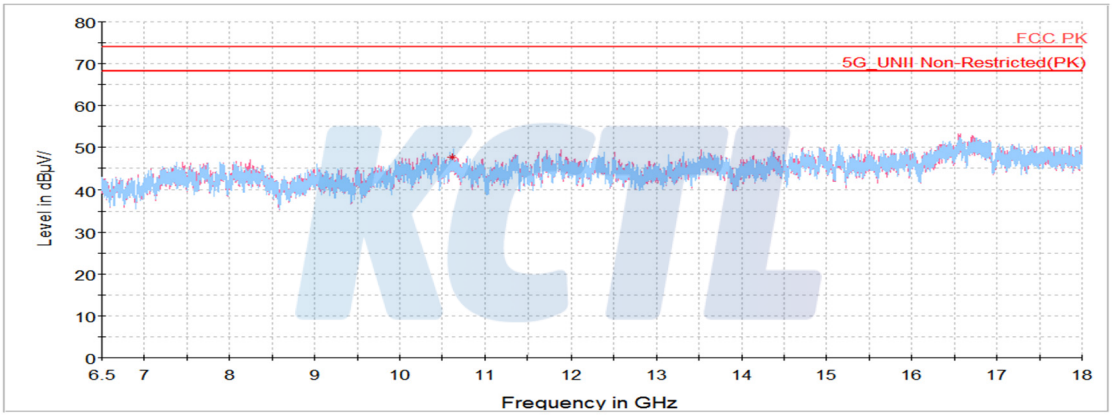

Horizontal/Vertical for 18 ㎓ ~ 40 ㎓

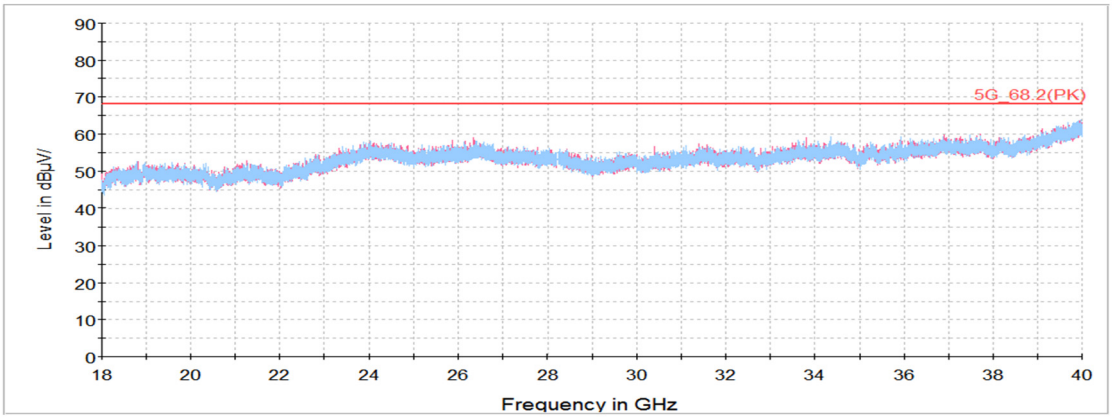

802.11ac VHT20_UNII-2A

Lowest Channel (5 260 ㎒)

Frequency	Pol.	Reading	Ant. Factor	Amp.+Cable	DCCF	Result	Limit	Margin
(㎒)	(V/H)	(dB(㎶))	(dB)	(dB)	(dB)	(dB(㎶/m))	(dB(㎶/m))	(dB)
Peak data								
10 520.69	H	55.56	37.41	-48.21	-	44.76	68.20	23.44
Average Data								
No spurious emissions were detected within 20 ㏈ of the limit.								

Horizontal/Vertical for 1 ㎓ ~ 6.5 ㎓

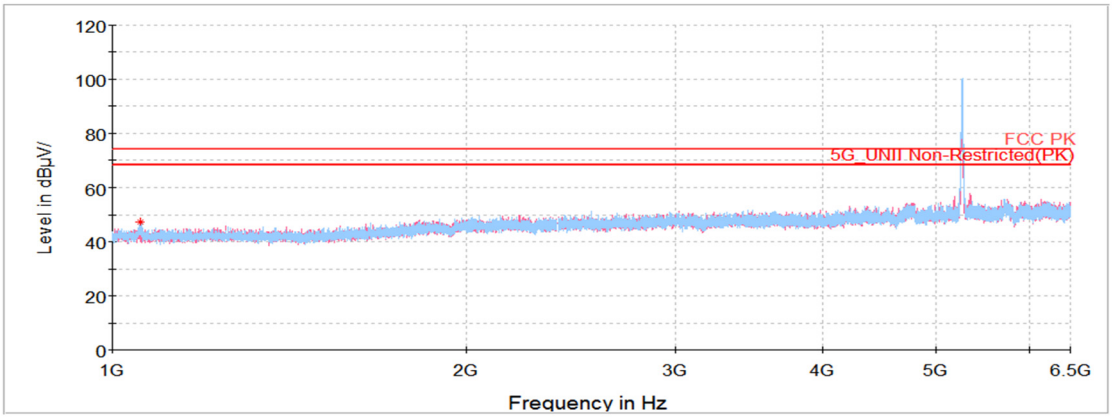

Horizontal/Vertical for 6.5 ㎓ ~ 18 ㎓

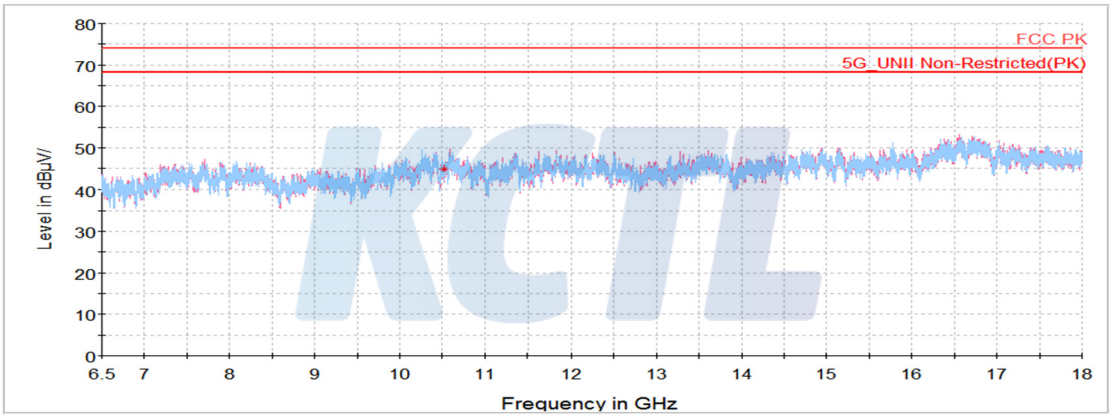

Horizontal/Vertical for 18 ㎓ ~ 40 ㎓

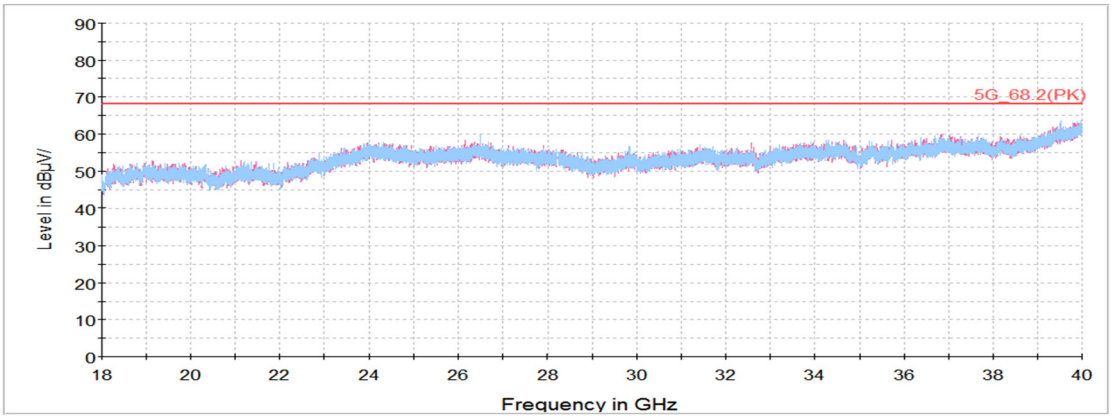

Middle Channel (5 280 ㎒)

Frequency	Pol.	Reading	Ant. Factor	Amp.+Cable	DCCF	Result	Limit	Margin
(㎒)	(V/H)	(dB(㎶))	(dB)	(dB)	(dB)	(dB(㎶/m))	(dB(㎶/m))	(dB)
Peak data								
10 560.22	V	57.07	37.44	-48.47	-	46.04	68.20	22.16
Average Data								
No spurious emissions were detected within 20 ㏈ of the limit.								

Horizontal/Vertical for 1 ㎓ ~ 6.5 ㎓

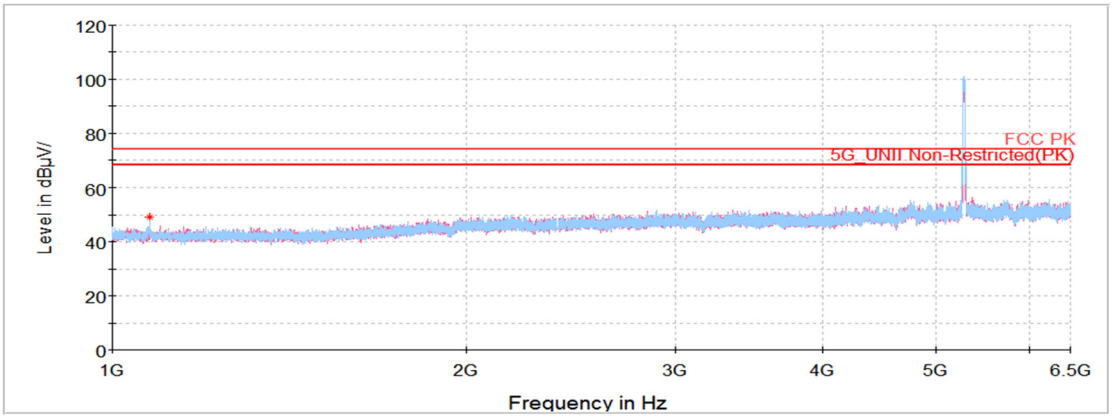

Horizontal/Vertical for 6.5 ㎓ ~ 18 ㎓

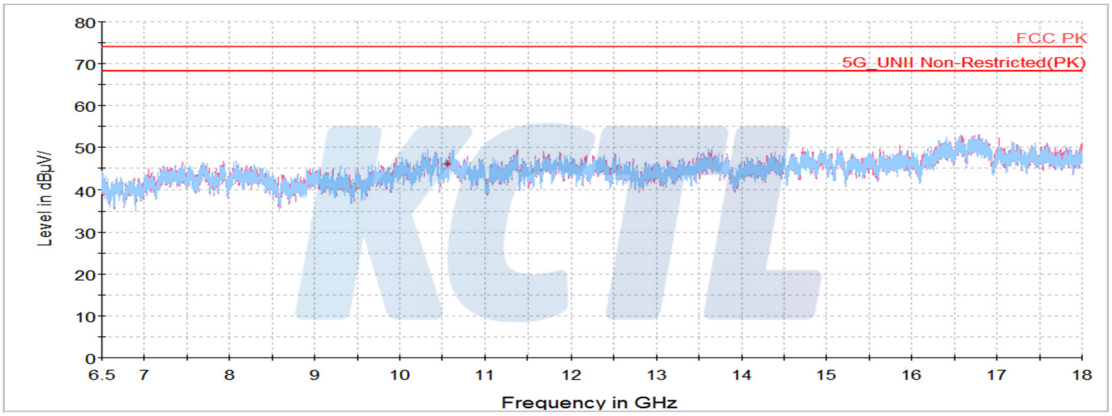

Horizontal/Vertical for 18 ㎓ ~ 40 ㎓

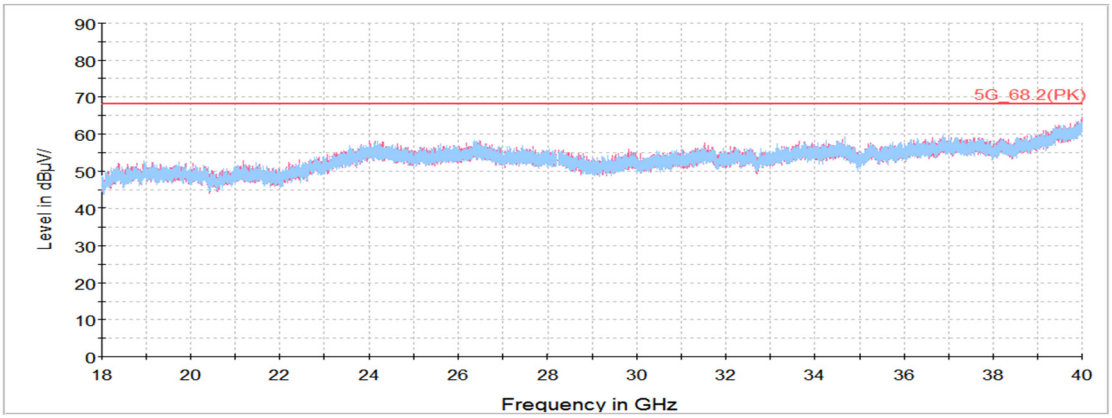

Highest Channel (5 320 ㎒)

Frequency	Pol.	Reading	Ant. Factor	Amp.+Cable	DCCF	Result	Limit	Margin
(㎒)	(V/H)	(dB(㎶))	(dB)	(dB)	(dB)	(dB(㎶/m))	(dB(㎶/m))	(dB)
Peak data								
5 351.87[1)]	H	48.72	34.32	-26.84	-	56.20	74.00	17.80
10 640.00[1)]	V	57.62	37.48	-49.00	-	46.10	74.00	27.90
15 958.85[1)]	H	59.83	40.18	-48.07	-	51.94	74.00	22.06
Average Data								
5 350.38[1)]	H	40.38	34.32	-26.84	0.44	48.30	54.00	5.70

Average data	Average data
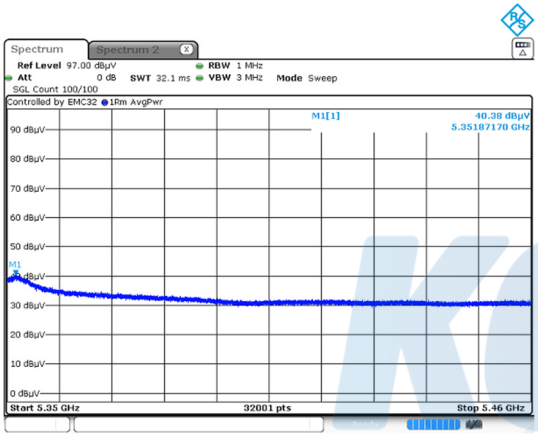	Blank

Horizontal/Vertical for Band-edge

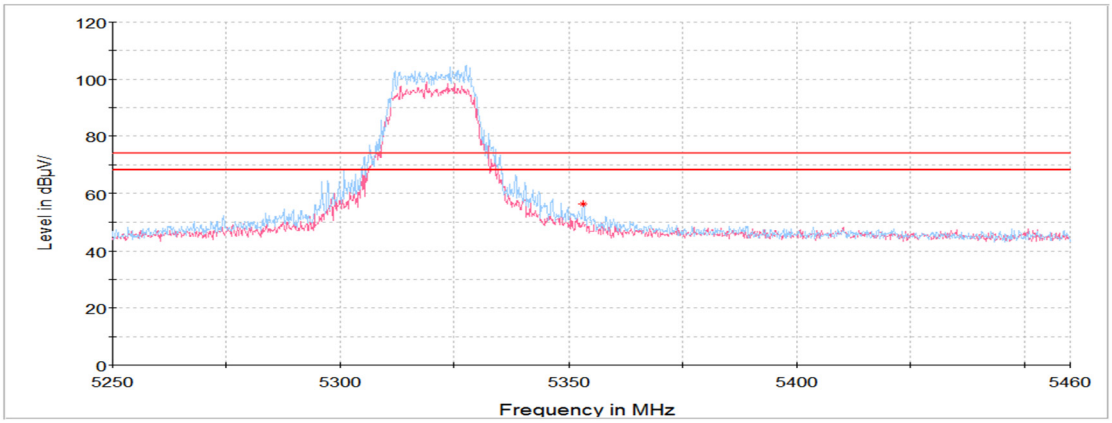

Horizontal/Vertical for 1 ㎓ ~ 6.5 ㎓

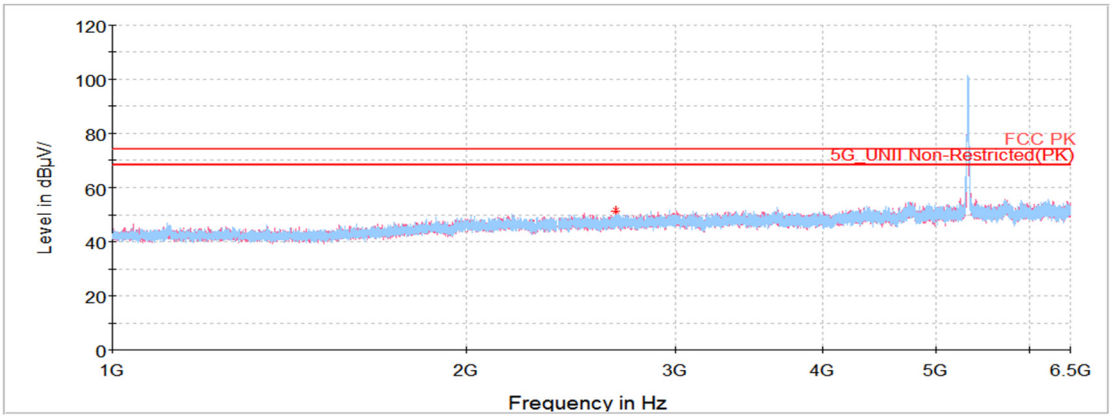

Horizontal/Vertical for 6.5 ㎓ ~ 18 ㎓

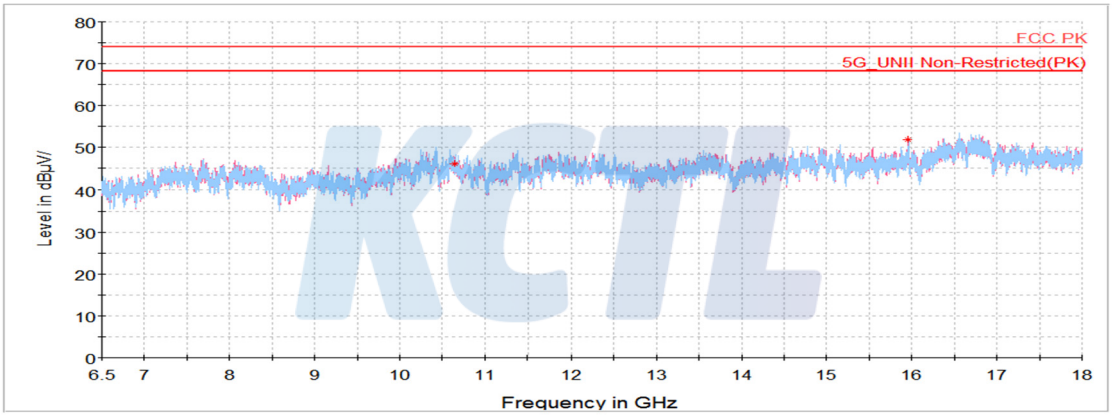

Horizontal/Vertical for 18 ㎓ ~ 40 ㎓

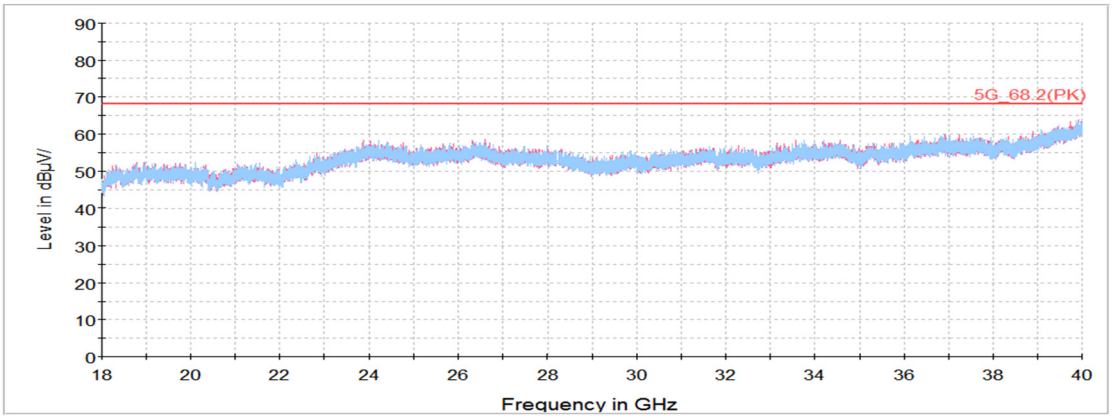

802.11ac VHT40_UNII-2A

Lowest Channel (5 270 ㎒)

Frequency	Pol.	Reading	Ant. Factor	Amp.+Cable	DCCF	Result	Limit	Margin
(㎒)	(V/H)	(dB(㎶))	(dB)	(dB)	(dB)	(dB(㎶/m))	(dB(㎶/m))	(dB)
Peak data								
10 540.45	V	57.92	37.42	-48.34	-	47.00	68.20	21.20
Average Data								
No spurious emissions were detected within 20 ㏈ of the limit.								

Horizontal/Vertical for 1 ㎓ ~ 6.5 ㎓

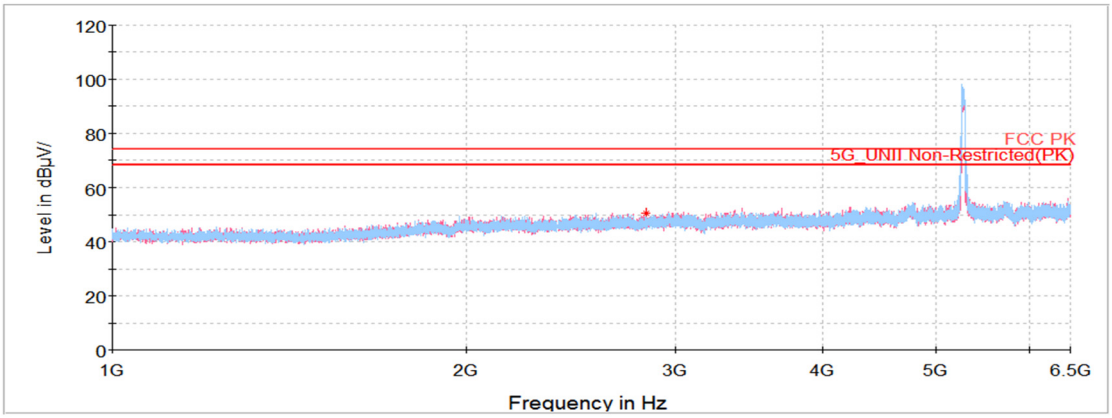

Horizontal/Vertical for 6.5 ㎓ ~ 18 ㎓

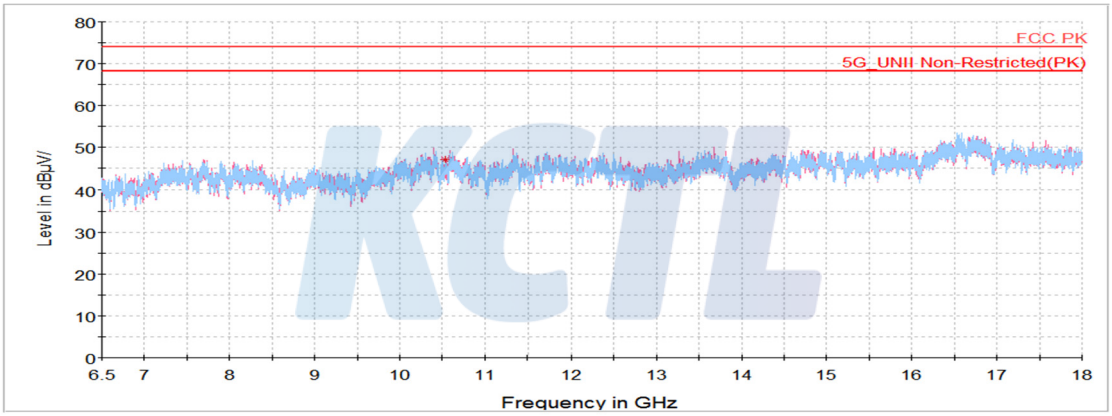
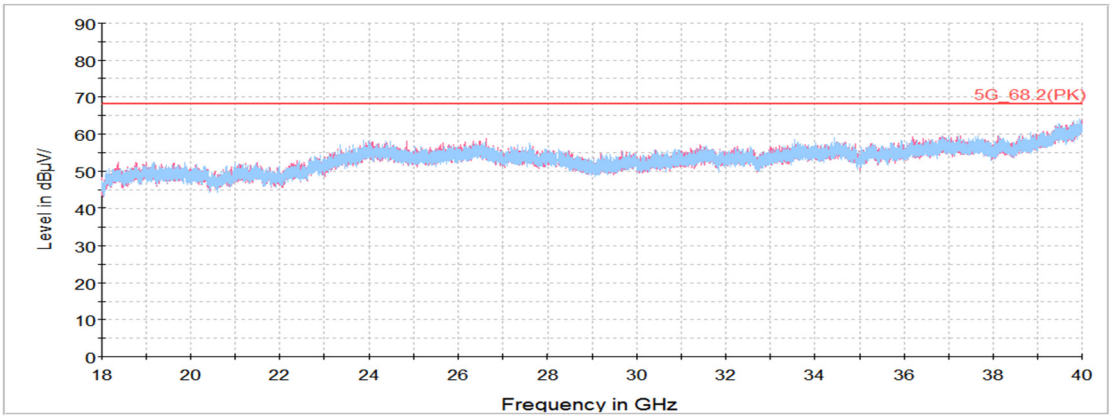
Horizontal/Vertical for 18 ㎓ ~ 40 ㎓