GSM 850: GPRS-FDD (TDMA, GMSK, TN 0-1-2-3), CHEEK

Room Ambient Temperature: 23.0℃, Liquid Temperature: 22.0℃

Exposure Conditions

Band	GSM 850	**TSL Permittivity**	40.6
Frequency [MHz] / Channel Number	836.6 / 190	**TSL Conductivity [S/m]**	0.879
Group / UID	GSM / 10028-DAC	**Phantom Section / TSL**	RightHead / HSL
Conversion Factor	8.24	**Test Distance [mm]**	0.00

DASY Configuration

Probe | Calibration Date	EX3DV4 - SN7313 | 2024-02-21	**Phantom**	Twin-SAM V8.0 (30deg probe tilt)
DAE | Calibration Date	DAE4 Sn1447 | 2024-03-13	**TSL Type**	HBBL-600-10000
Software Version	16.2.2.1588		

Scan Setup

	Area Scan	**Zoom Scan**
Grid Extents [mm]	120.0 x 210.0	30.0 x 30.0 x 30.0
Grid Steps [mm]	15.0 x 15.0	6.0 x 6.0 x 1.5
Sensor Surface [mm]	3.0	1.4

Measurement Results

	Area Scan	**Zoom Scan**
psSAR1g [W/Kg]	0.253	**0.272**
psSAR10g [W/Kg]	0.174	**0.212**
Power Drift [dB]		0.14
Dist 3dB Peak [mm]		> 15.0
M2/M1 [%]		93.6



GSM 850: GPRS-FDD (TDMA, GMSK, TN 0-1-2-3), BACK

Room Ambient Temperature: 23.0℃, Liquid Temperature: 22.0℃

Exposure Conditions

Band	GSM 850	**TSL Permittivity**	40.6
Frequency [MHz] / Channel Number	836.6 / 190	**TSL Conductivity [S/m]**	0.879
Group / UID	GSM / 10028-DAC	**Phantom Section / TSL**	Flat / HSL
Conversion Factor	8.24	**Test Distance [mm]**	10.00

DASY Configuration

Probe | Calibration Date	EX3DV4 - SN7313 | 2024-02-21	**Phantom**	Twin-SAM V8.0 (30deg probe tilt)
DAE | Calibration Date	DAE4 Sn1447 | 2024-03-13	**TSL Type**	HBBL-600-10000
Software Version	16.2.2.1588		

Scan Setup

	Area Scan	**Zoom Scan**
Grid Extents [mm]	120.0 x 210.0	30.0 x 30.0 x 30.0
Grid Steps [mm]	15.0 x 15.0	6.0 x 6.0 x 1.5
Sensor Surface [mm]	3.0	1.4

Measurement Results

	Area Scan	**Zoom Scan**
psSAR1g [W/Kg]	0.331	**0.345**
psSAR10g [W/Kg]	0.218	**0.211**
Power Drift [dB]		-0.10
Dist 3dB Peak [mm]		12.3
M2/M1 [%]		81.5

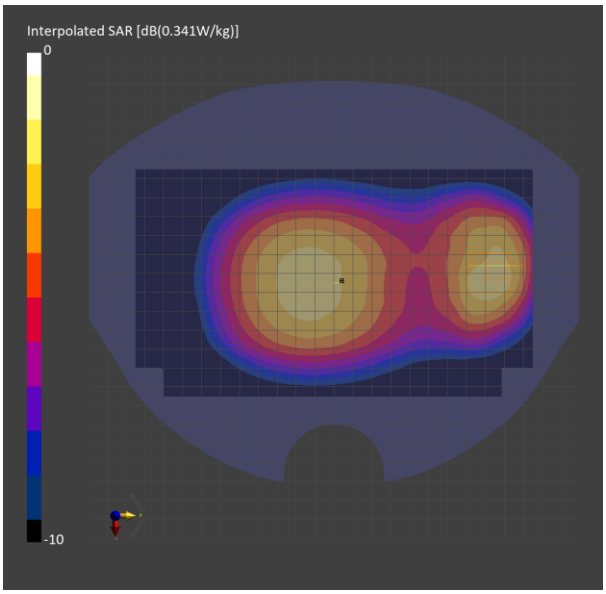

GSM 1900

Frequency: 1880 MHz; Communication System Channel Number: 661; Duty Cycle: 1:2.60016
Room Ambient Temperature: 23.0°C; Liquid Temperature: 22.0°C
Medium parameters used: f = 1880 MHz; σ = 1.393 S/m; ε_r = 40.786; ρ = 1000 kg/m^3

DASY5 Configuration:
- Area Scan Setting: Find Secondary Maximum Within: 2.0 dB and with a peak SAR value greater than 0.012W/kg
- Electronics: DAE4 Sn1591; Calibrated: 2024-02-16
- Probe: EX3DV4 - SN7330; ConvF(8.59, 7.74, 7.54) @ 1880 MHz; Calibrated: 2024-01-22
- Sensor-Surface: 1.4mm (Mechanical Surface Detection)
- Phantom: Twin-SAM V5.0 (Middle); Phantom section: Left Section ; Type: QD 000 P40 CD
- Measurement SW: DASY52, Version 52.10 (4); SEMCAD X Version 14.6.14 (7501)

LHS Touch/GPRS 3 slots ch.661/Area Scan (8x13x1): Measurement grid: dx=15mm, dy=15mm

Maximum value of SAR (measured) = 0.149 W/kg

LHS Touch/GPRS 3 slots ch.661/Zoom Scan (5x5x7)/Cube 0: Measurement grid: dx=8mm, dy=8mm, dz=5mm

Reference Value = 10.41 V/m; Power Drift = 0.11 dB
Peak SAR (extrapolated) = 0.188 W/kg
SAR(1 g) = 0.122 W/kg; SAR(10 g) = 0.076 W/kg
Smallest distance from peaks to all points 3 dB below = 13.9 mm
Ratio of SAR at M2 to SAR at M1 = 64.9%
Maximum value of SAR (measured) = 0.164 W/kg

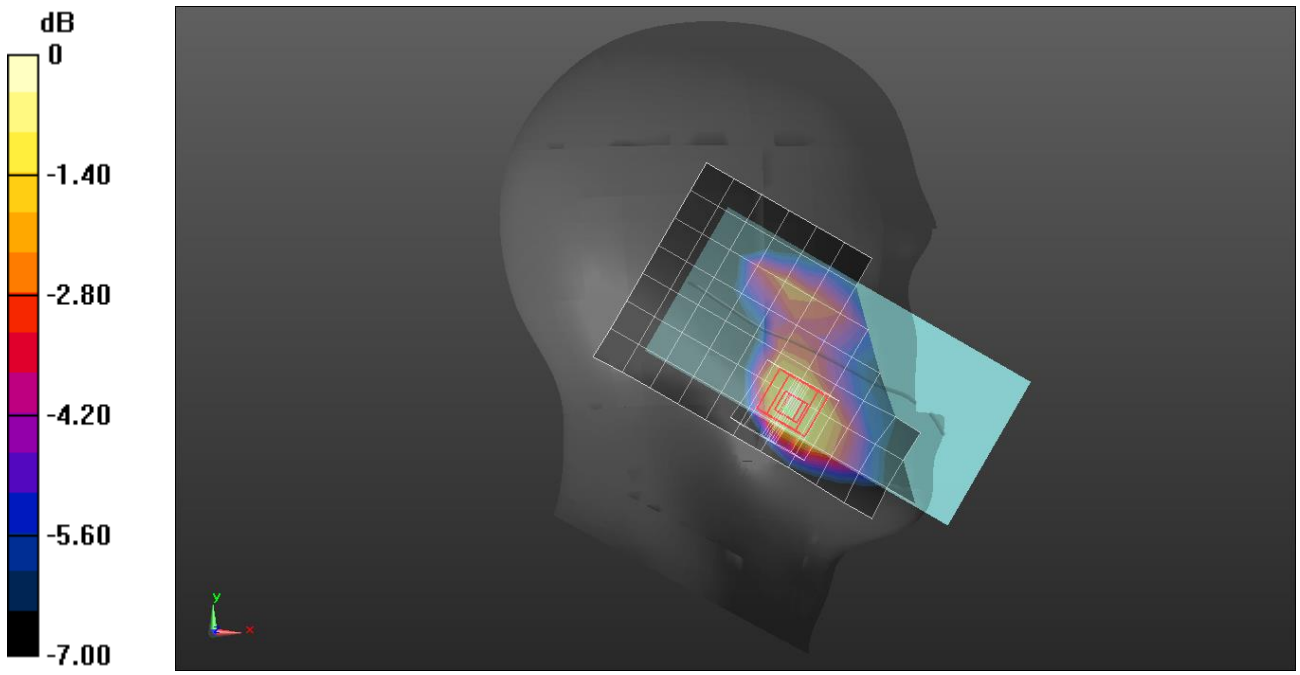

0 dB = 0.164 W/kg = −7.85 dBW/kg

GSM 1900

Frequency: 1880 MHz; Communication System Channel Number: 661; Duty Cycle: 1:2.60016
Room Ambient Temperature: 23.0°C; Liquid Temperature: 22.0°C
Medium parameters used: f = 1880 MHz; σ = 1.393 S/m; ε_r = 40.786; ρ = 1000 kg/m^3

DASY5 Configuration:
- Area Scan Setting: Find Secondary Maximum Within: 2.0 dB and with a peak SAR value greater than 0.012W/kg
- Electronics: DAE4 Sn1591; Calibrated: 2024-02-16
- Probe: EX3DV4 - SN7330; ConvF(8.59, 7.74, 7.54) @ 1880 MHz; Calibrated: 2024-01-22
- Sensor-Surface: 1.4mm (Mechanical Surface Detection)
- Phantom: Twin-SAM V5.0 (Middle); Phantom section: Flat Section ; Type: QD 000 P40 CD
- Measurement SW: DASY52, Version 52.10 (4); SEMCAD X Version 14.6.14 (7501)

Bottom/GPRS 3 slots ch.661/Area Scan (8x5x1): Measurement grid: dx=15mm, dy=15mm

Maximum value of SAR (measured) = 0.514 W/kg

Bottom/GPRS 3 slots ch.661/Zoom Scan (5x5x7)/Cube 0: Measurement grid: dx=8mm, dy=8mm, dz=5mm

Reference Value = 19.54 V/m; Power Drift = -0.11 dB
Peak SAR (extrapolated) = 0.791 W/kg
SAR(1 g) = 0.467 W/kg; SAR(10 g) = 0.267 W/kg
Smallest distance from peaks to all points 3 dB below = 12.9 mm
Ratio of SAR at M2 to SAR at M1 = 59.2%
Maximum value of SAR (measured) = 0.658 W/kg

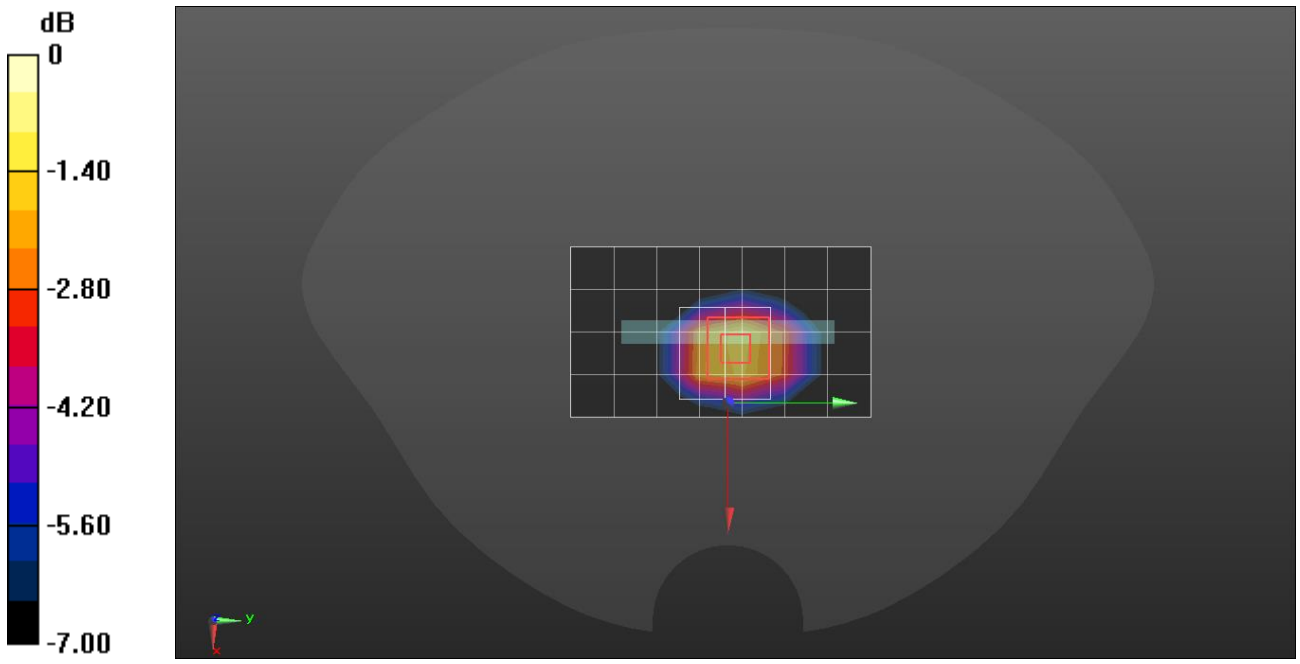

0 dB = 0.658 W/kg = −1.82 dBW/kg

WCDMA Band II

Frequency: 1880 MHz; Communication System Channel Number: 9400; Duty Cycle: 1:1
Room Ambient Temperature: 23.0°C; Liquid Temperature: 22.0°C
Medium parameters used: f = 1880 MHz; σ = 1.393 S/m; ε_r = 40.786; ρ = 1000 kg/m^3

DASY5 Configuration:
- Area Scan Setting: Find Secondary Maximum Within: 2.0 dB and with a peak SAR value greater than 0.012W/kg
- Electronics: DAE4 Sn1591; Calibrated: 2024-02-16
- Probe: EX3DV4 - SN7330; ConvF(8.59, 7.74, 7.54) @ 1880 MHz; Calibrated: 2024-01-22
- Sensor-Surface: 1.4mm (Mechanical Surface Detection)
- Phantom: Twin-SAM V5.0 (Middle); Phantom section: Left Section ; Type: QD 000 P40 CD
- Measurement SW: DASY52, Version 52.10 (4); SEMCAD X Version 14.6.14 (7501)

LHS Touch/Rel.99 ch.9400/Area Scan (8x13x1): Measurement grid: dx=15mm, dy=15mm

Maximum value of SAR (measured) = 0.259 W/kg

LHS Touch/Rel.99 ch.9400/Zoom Scan (5x5x7)/Cube 0: Measurement grid: dx=8mm, dy=8mm, dz=5mm

Reference Value = 13.80 V/m; Power Drift = 0.16 dB
Peak SAR (extrapolated) = 0.308 W/kg
SAR(1 g) = 0.203 W/kg; SAR(10 g) = 0.128 W/kg
Smallest distance from peaks to all points 3 dB below = 14.6 mm
Ratio of SAR at M2 to SAR at M1 = 66.2%
Maximum value of SAR (measured) = 0.272 W/kg

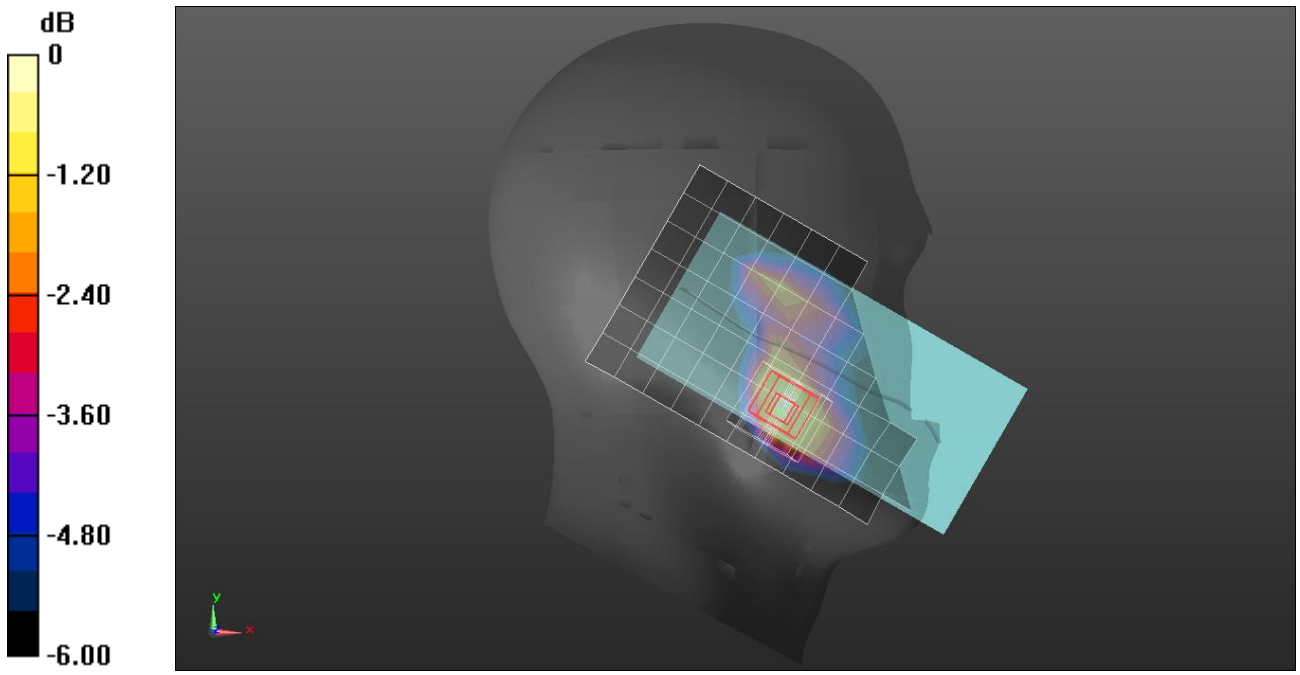

0 dB = 0.272 W/kg = −5.65 dBW/kg

WCDMA Band II

Frequency: 1880 MHz; Communication System Channel Number: 9400; Duty Cycle: 1:1
Room Ambient Temperature: 23.0°C; Liquid Temperature: 22.0°C
Medium parameters used: f = 1880 MHz; σ = 1.393 S/m; ε_r = 40.786; ρ = 1000 kg/m^3

DASY5 Configuration:
- Area Scan Setting: Find Secondary Maximum Within: 2.0 dB and with a peak SAR value greater than 0.012W/kg
- Electronics: DAE4 Sn1591; Calibrated: 2024-02-16
- Probe: EX3DV4 - SN7330; ConvF(8.59, 7.74, 7.54) @ 1880 MHz; Calibrated: 2024-01-22
- Sensor-Surface: 1.4mm (Mechanical Surface Detection)
- Phantom: Twin-SAM V5.0 (Middle); Phantom section: Flat Section ; Type: QD 000 P40 CD
- Measurement SW: DASY52, Version 52.10 (4); SEMCAD X Version 14.6.14 (7501)

Rear/Rel.99 ch.9400/Area Scan (8x14x1): Measurement grid: dx=15mm, dy=15mm

Maximum value of SAR (measured) = 0.518 W/kg

Rear/Rel.99 ch.9400/Zoom Scan (5x5x7)/Cube 0: Measurement grid: dx=8mm, dy=8mm, dz=5mm

Reference Value = 18.69 V/m; Power Drift = -0.01 dB
Peak SAR (extrapolated) = 0.691 W/kg
SAR(1 g) = 0.375 W/kg; SAR(10 g) = 0.219 W/kg
Smallest distance from peaks to all points 3 dB below = 10.7 mm
Ratio of SAR at M2 to SAR at M1 = 53.7%
Maximum value of SAR (measured) = 0.564 W/kg

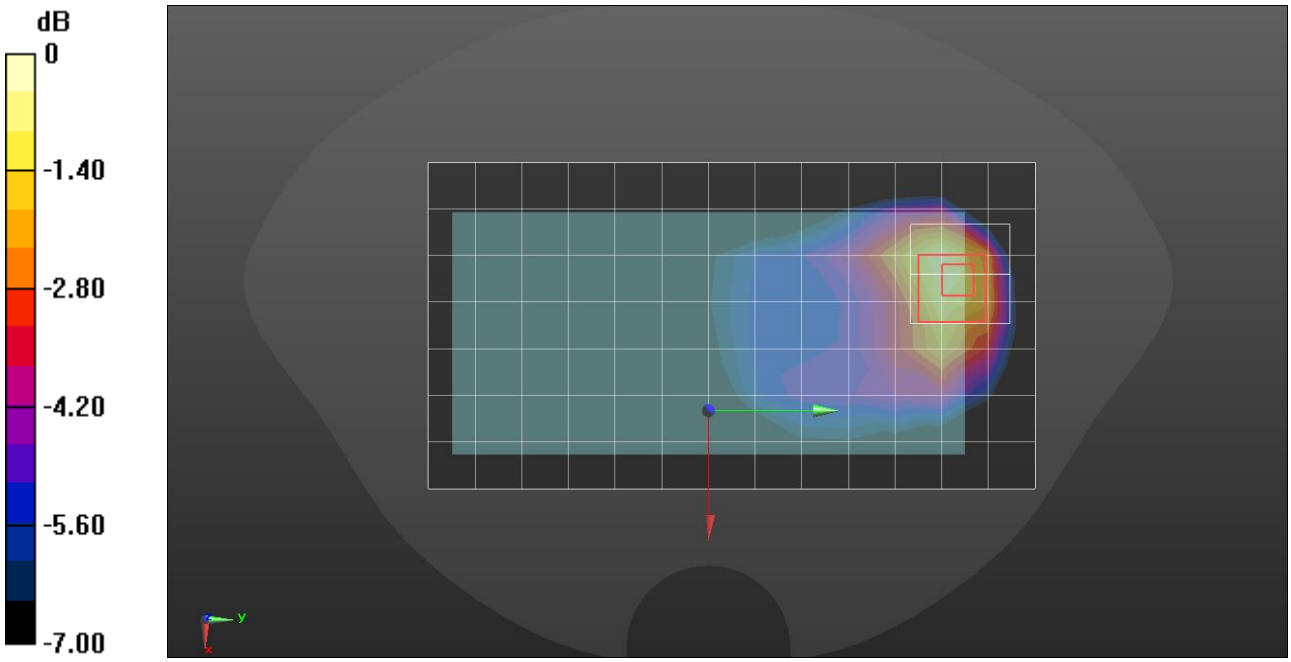

0 dB = 0.564 W/kg = −2.49 dBW/kg

WCDMA Band IV

Frequency: 1732.6 MHz; Communication System Channel Number: 1413; Duty Cycle: 1:1
Room Ambient Temperature: 23.0°C; Liquid Temperature: 22.0°C
Medium parameters used (interpolated): f = 1732.6 MHz; σ = 1.342 S/m; ε_r = 39.865; ρ = 1000 kg/m^3

DASY5 Configuration:
- Area Scan Setting: Find Secondary Maximum Within: 2.0 dB and with a peak SAR value greater than 0.012W/kg
- Electronics: DAE4 Sn1343; Calibrated: 2024-07-12
- Probe: EX3DV4 - SN7651; ConvF(8.56, 8.93, 8.03) @ 1732.6 MHz; Calibrated: 2024-03-18
- Sensor-Surface: 1.4mm (Mechanical Surface Detection)
- Phantom: Twin-SAM V5.0 (Right); Phantom section: Right Section ; Type: QD 000 P40 CD
- Measurement SW: DASY52, Version 52.10 (4); SEMCAD X Version 14.6.14 (7501)

RHS Touch/Rel.99 ch.1413/Area Scan (8x14x1): Measurement grid: dx=15mm, dy=15mm
Maximum value of SAR (measured) = 0.244 W/kg

RHS Touch/Rel.99 ch.1413/Zoom Scan (5x5x7)/Cube 0: Measurement grid: dx=8mm, dy=8mm, dz=5mm
Reference Value = 13.22 V/m; Power Drift = 0.10 dB
Peak SAR (extrapolated) = 0.287 W/kg
SAR(1 g) = 0.201 W/kg; SAR(10 g) = 0.131 W/kg
Smallest distance from peaks to all points 3 dB below = 12.3 mm
Ratio of SAR at M2 to SAR at M1 = 73.5%
Maximum value of SAR (measured) = 0.251 W/kg

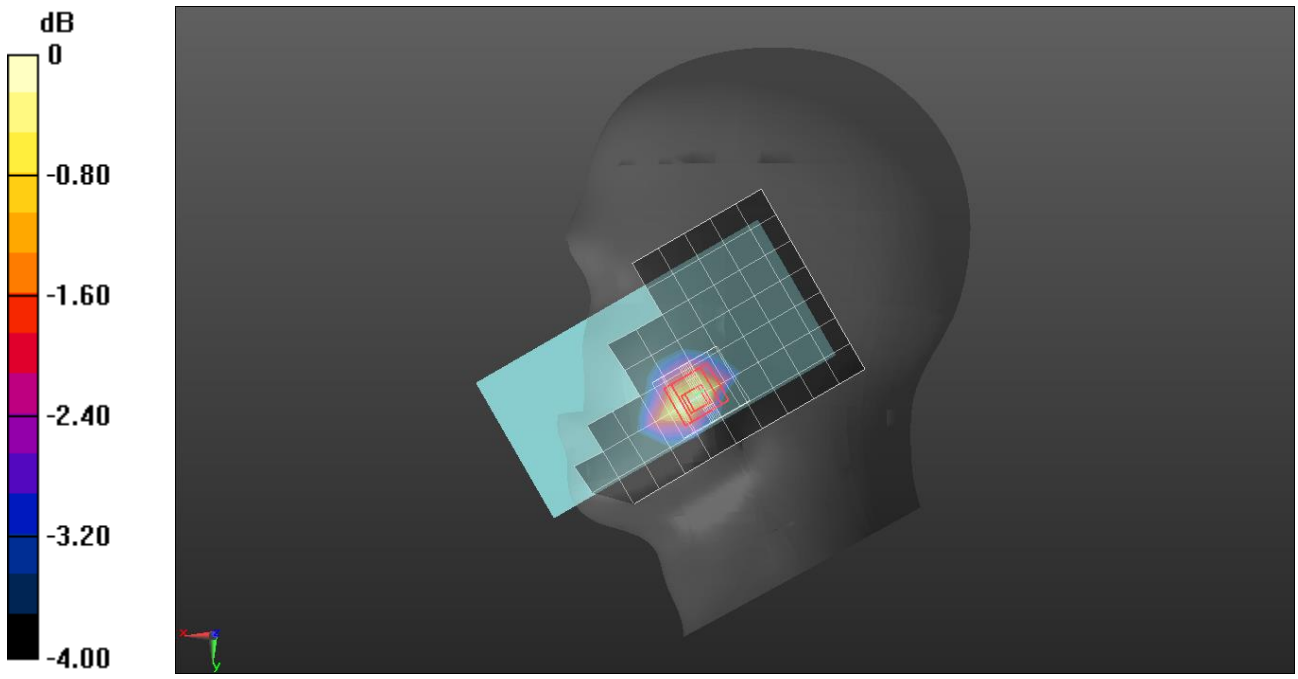

0 dB = 0.251 W/kg = −6.00 dBW/kg

WCDMA Band IV

Frequency: 1712.4 MHz; Communication System Channel Number: 1312; Duty Cycle: 1:1
Room Ambient Temperature: 23.0°C; Liquid Temperature: 22.0°C
Medium parameters used (interpolated): f = 1712.4 MHz; σ = 1.331 S/m; ε_r = 39.922; ρ = 1000 kg/m^3

DASY5 Configuration:
- Area Scan Setting: Find Secondary Maximum Within: 2.0 dB and with a peak SAR value greater than 0.012W/kg
- Electronics: DAE4 Sn1343; Calibrated: 2024-07-12
- Probe: EX3DV4 - SN7376; ConvF(7.91, 8.12, 8.37) @ 1712.4 MHz; Calibrated: 2024-07-17
- Sensor-Surface: 1.4mm (Mechanical Surface Detection)
- Phantom: Twin-SAM V5.0 (Right); Phantom section: Flat Section ; Type: QD 000 P40 CD
- Measurement SW: DASY52, Version 52.10 (4); SEMCAD X Version 14.6.14 (7501)

Rear/Rel.99 ch.1312/Area Scan (8x14x1): Measurement grid: dx=15mm, dy=15mm

Maximum value of SAR (measured) = 0.447 W/kg

Rear/Rel.99 ch.1312/Zoom Scan (7x6x7)/Cube 0: Measurement grid: dx=8mm, dy=8mm, dz=5mm

Reference Value = 16.94 V/m; Power Drift = 0.01 dB
Peak SAR (extrapolated) = 0.508 W/kg
SAR(1 g) = 0.335 W/kg; SAR(10 g) = 0.205 W/kg
Smallest distance from peaks to all points 3 dB below = 11.2 mm
Ratio of SAR at M2 to SAR at M1 = 67.9%
Maximum value of SAR (measured) = 0.441 W/kg

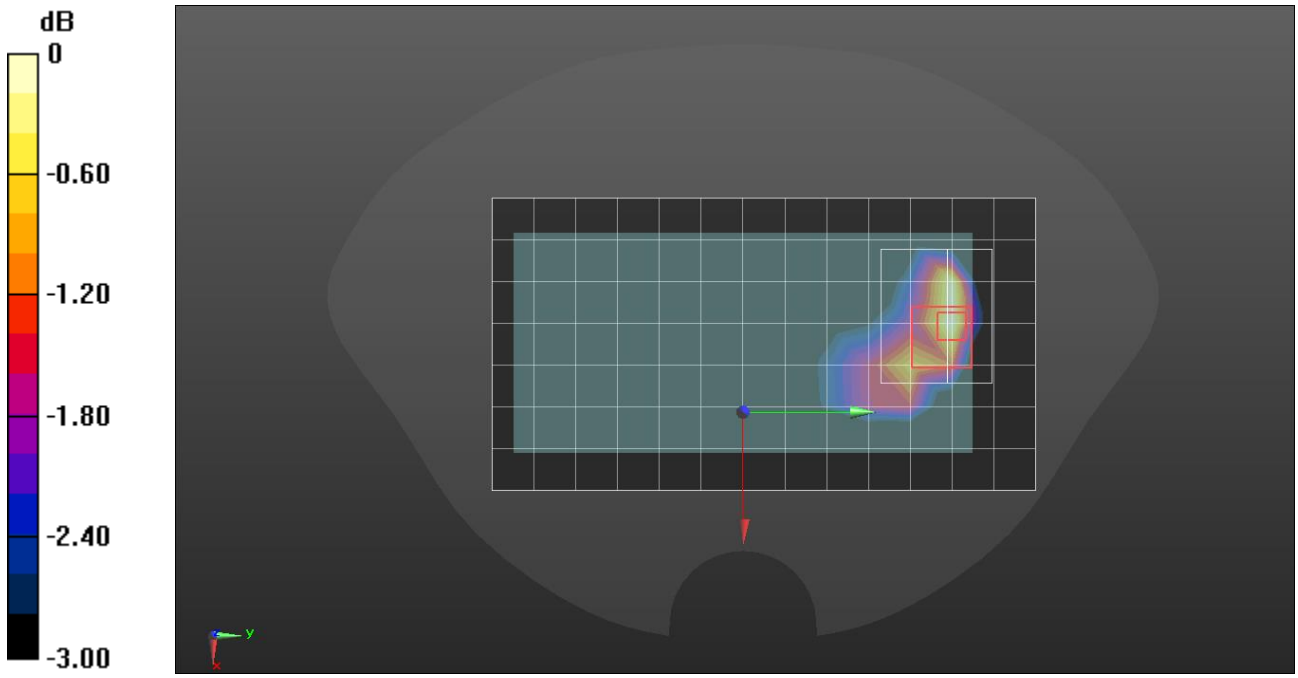

0 dB = 0.441 W/kg = −3.56 dBW/kg

Band 5: UMTS-FDD (WCDMA), CHEEK

Room Ambient Temperature: 23.0℃, Liquid Temperature: 22.0℃

Exposure Conditions

Band	Band 5	**TSL Permittivity**	40.6
Frequency [MHz] / Channel Number	836.6 / 4183	**TSL Conductivity [S/m]**	0.879
Group / UID	WCDMA / 10011-CAC	**Phantom Section / TSL**	RightHead / HSL
Conversion Factor	8.24	**Test Distance [mm]**	0.00

DASY Configuration

Probe | Calibration Date	EX3DV4 - SN7313 | 2024-02-21	**Phantom**	Twin-SAM V8.0 (30deg probe tilt)
DAE | Calibration Date	DAE4 Sn1447 | 2024-03-13	**TSL Type**	HBBL-600-10000
Software Version	16.2.2.1588		

Scan Setup

	Area Scan	**Zoom Scan**
Grid Extents [mm]	120.0 x 210.0	30.0 x 30.0 x 30.0
Grid Steps [mm]	15.0 x 15.0	6.0 x 6.0 x 1.5
Sensor Surface [mm]	3.0	1.4

Measurement Results

	Area Scan	**Zoom Scan**
psSAR1g [W/Kg]	0.259	**0.283**
psSAR10g [W/Kg]	0.178	**0.222**
Power Drift [dB]		0.06
Dist 3dB Peak [mm]		25.9
M2/M1 [%]		95.2

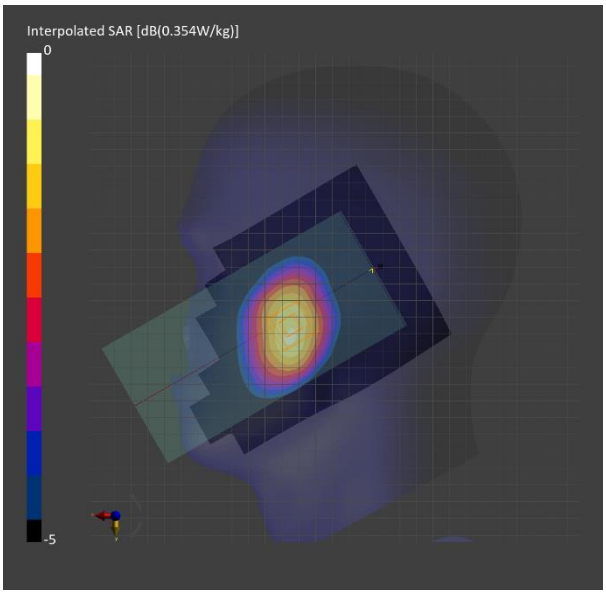

Band 5: UMTS-FDD (WCDMA), BACK

Room Ambient Temperature: 23.0℃, Liquid Temperature: 22.0℃

Exposure Conditions

Band	Band 5	**TSL Permittivity**	40.6
Frequency [MHz] / Channel Number	836.6 / 4183	**TSL Conductivity [S/m]**	0.879
Group / UID	WCDMA / 10011-CAC	**Phantom Section / TSL**	Flat / HSL
Conversion Factor	8.24	**Test Distance [mm]**	10.00

DASY Configuration

Probe | Calibration Date	EX3DV4 - SN7313 | 2024-02-21	**Phantom**	Twin-SAM V8.0 (30deg probe tilt)
DAE | Calibration Date	DAE4 Sn1447 | 2024-03-13	**TSL Type**	HBBL-600-10000
Software Version	16.2.2.1588		

Scan Setup

	Area Scan	**Zoom Scan**
Grid Extents [mm]	120.0 x 210.0	30.0 x 30.0 x 30.0
Grid Steps [mm]	15.0 x 15.0	6.0 x 6.0 x 1.5
Sensor Surface [mm]	3.0	1.4

Measurement Results

	Area Scan	**Zoom Scan**
psSAR1g [W/Kg]	0.328	**0.339**
psSAR10g [W/Kg]	0.215	**0.210**
Power Drift [dB]		-0.06
Dist 3dB Peak [mm]		14.4
M2/M1 [%]		82.9

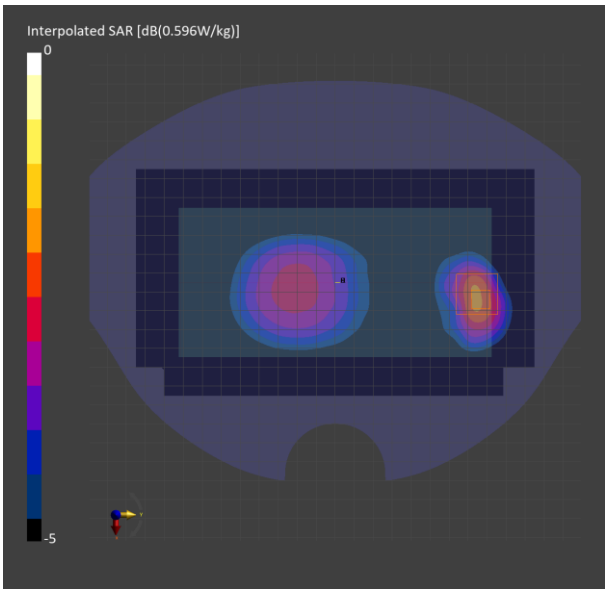

LTE Band 2

Frequency: 1880 MHz; Communication System Channel Number: 18900; Duty Cycle: 1:1
Room Ambient Temperature: 23.0°C; Liquid Temperature: 22.0°C
Medium parameters used: f = 1880 MHz; σ = 1.435 S/m; ε_r = 39.57; ρ = 1000 kg/m^3

DASY5 Configuration:
- Area Scan Setting: Find Secondary Maximum Within: 2.0 dB and with a peak SAR value greater than 0.012W/kg
- Electronics: DAE4 Sn1591; Calibrated: 2024-02-16
- Probe: EX3DV4 - SN7330; ConvF(8.59, 7.74, 7.54) @ 1880 MHz; Calibrated: 2024-01-22
- Sensor-Surface: 1.4mm (Mechanical Surface Detection)
- Phantom: Twin-SAM V5.0 (Middle); Phantom section: Right Section ; Type: QD 000 P40 CD
- Measurement SW: DASY52, Version 52.10 (4); SEMCAD X Version 14.6.14 (7501)

RHS Touch/QPSK RB 50/50 ch.18900/Area Scan (8x14x1): Measurement grid: dx=15mm, dy=15mm

Maximum value of SAR (measured) = 0.276 W/kg

RHS Touch/QPSK RB 50/50 ch.18900/Zoom Scan (5x5x7)/Cube 0: Measurement grid: dx=8mm, dy=8mm, dz=5mm

Reference Value = 12.98 V/m; Power Drift = -0.06 dB
Peak SAR (extrapolated) = 0.428 W/kg
SAR(1 g) = 0.217 W/kg; SAR(10 g) = 0.108 W/kg
Smallest distance from peaks to all points 3 dB below = 10.1 mm
Ratio of SAR at M2 to SAR at M1 = 51.3%
Maximum value of SAR (measured) = 0.351 W/kg

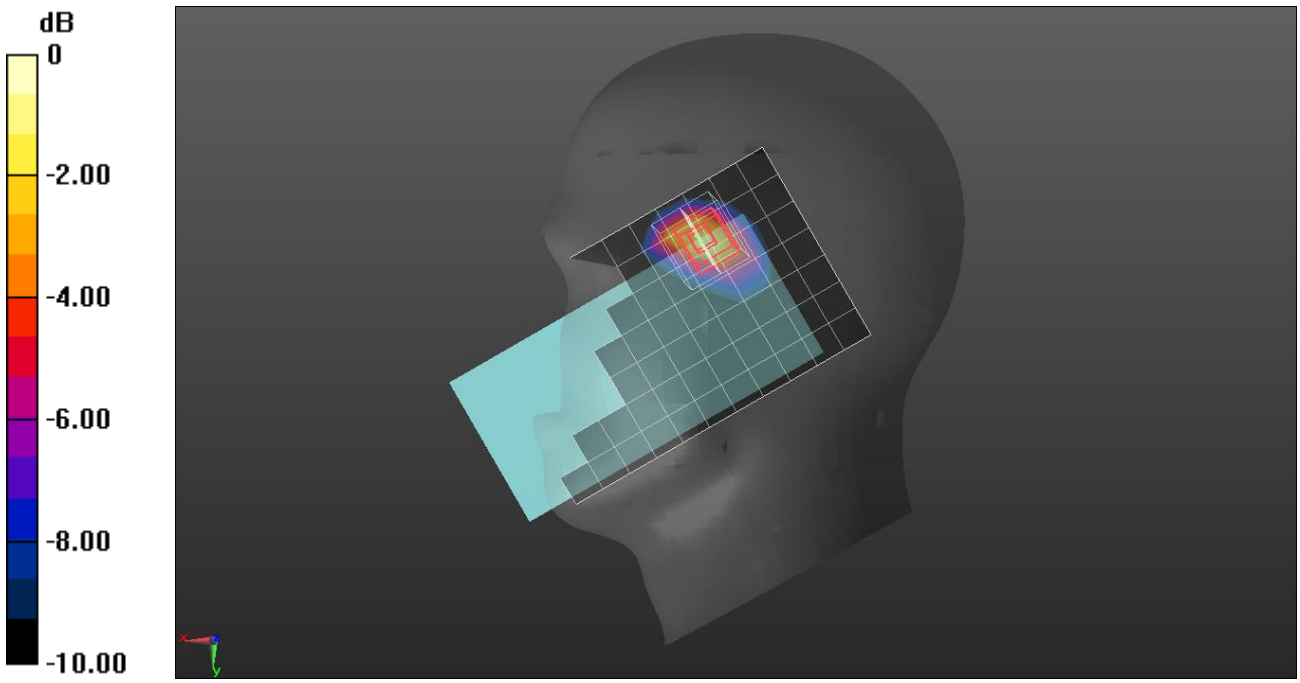

0 dB = 0.351 W/kg = −4.55 dBW/kg

LTE Band 2

Frequency: 1880 MHz; Communication System Channel Number: 18900; Duty Cycle: 1:1
Room Ambient Temperature: 23.0°C; Liquid Temperature: 22.0°C
Medium parameters used: f = 1880 MHz; σ = 1.393 S/m; ε_r = 40.786; ρ = 1000 kg/m^3

DASY5 Configuration:
- Area Scan Setting: Find Secondary Maximum Within: 2.0 dB and with a peak SAR value greater than 0.012W/kg
- Electronics: DAE4 Sn1591; Calibrated: 2024-02-16
- Probe: EX3DV4 - SN7330; ConvF(8.59, 7.74, 7.54) @ 1880 MHz; Calibrated: 2024-01-22
- Sensor-Surface: 1.4mm (Mechanical Surface Detection)
- Phantom: Twin-SAM V5.0 (Middle); Phantom section: Flat Section ; Type: QD 000 P40 CD
- Measurement SW: DASY52, Version 52.10 (4); SEMCAD X Version 14.6.14 (7501)

Rear/QPSK RB 50/50 ch.18900/Area Scan (8x14x1): Measurement grid: dx=15mm, dy=15mm

Maximum value of SAR (measured) = 0.327 W/kg

Rear/QPSK RB 50/50 ch.18900/Zoom Scan (5x5x7)/Cube 0: Measurement grid: dx=8mm, dy=8mm, dz=5mm

Reference Value = 14.31 V/m; Power Drift = 0.15 dB
Peak SAR (extrapolated) = 0.638 W/kg
SAR(1 g) = 0.322 W/kg; SAR(10 g) = 0.154 W/kg
Smallest distance from peaks to all points 3 dB below = 9.1 mm
Ratio of SAR at M2 to SAR at M1 = 52.7%
Maximum value of SAR (measured) = 0.519 W/kg

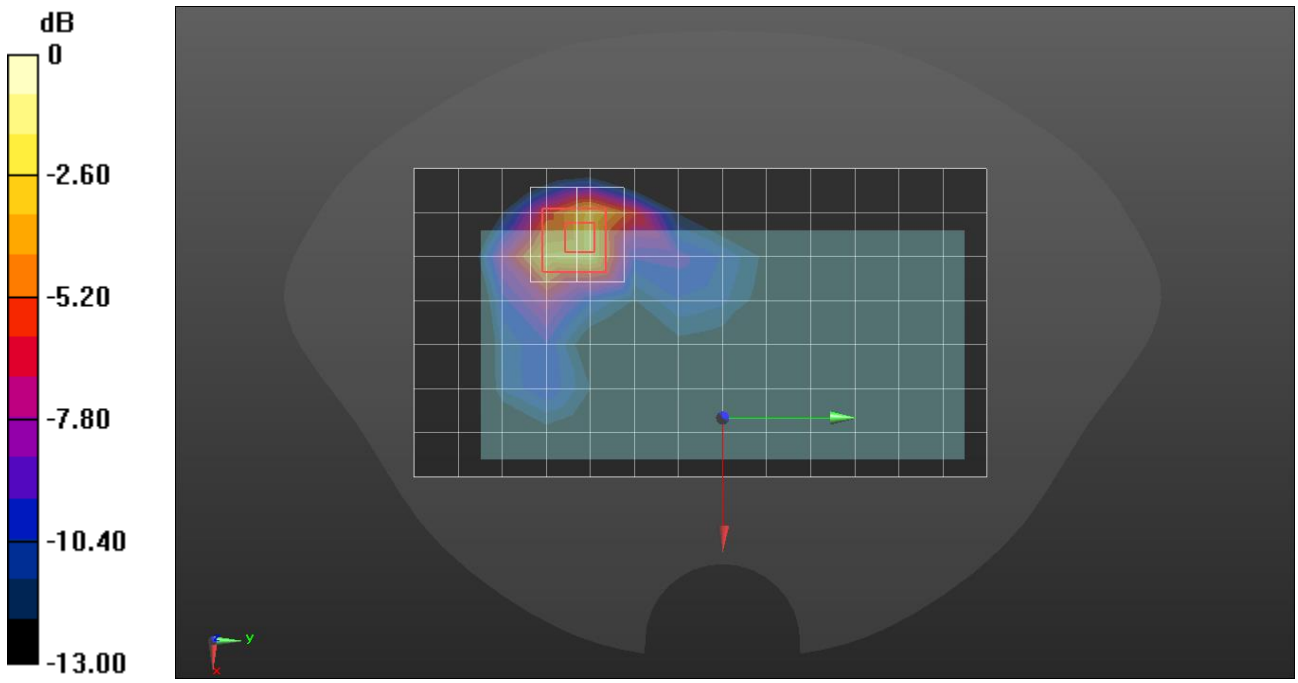

0 dB = 0.519 W/kg = −2.85 dBW/kg

LTE Band 25

Frequency: 1882.5 MHz; Communication System Channel Number: 26365; Duty Cycle: 1:1
Room Ambient Temperature: 23.0°C; Liquid Temperature: 22.0°C
Medium parameters used (interpolated): f = 1882.5 MHz; σ = 1.402 S/m; ε_r = 41.147; ρ = 1000 kg/m^3

DASY5 Configuration:
- Area Scan Setting: Find Secondary Maximum Within: 2.0 dB and with a peak SAR value greater than 0.012W/kg
- Electronics: DAE4 Sn1343; Calibrated: 2024-07-12
- Probe: EX3DV4 - SN7651; ConvF(8.12, 8.43, 7.59) @ 1882.5 MHz; Calibrated: 2024-03-18
- Sensor-Surface: 1.4mm (Mechanical Surface Detection)
- Phantom: Twin-SAM V5.0 (Right); Phantom section: Left Section ; Type: QD 000 P40 CD
- Measurement SW: DASY52, Version 52.10 (4); SEMCAD X Version 14.6.14 (7501)

LHS Touch/QPSK RB 1/99 ch.26365/Area Scan (8x13x1): Measurement grid: dx=15mm, dy=15mm

Maximum value of SAR (measured) = 0.284 W/kg

LHS Touch/QPSK RB 1/99 ch.26365/Zoom Scan (5x5x7)/Cube 0: Measurement grid: dx=8mm, dy=8mm, dz=5mm

Reference Value = 13.27 V/m; Power Drift = 0.16 dB
Peak SAR (extrapolated) = 0.332 W/kg
SAR(1 g) = 0.225 W/kg; SAR(10 g) = 0.144 W/kg
Smallest distance from peaks to all points 3 dB below = 14 mm
Ratio of SAR at M2 to SAR at M1 = 66.7%.
Maximum value of SAR (measured) = 0.288 W/kg

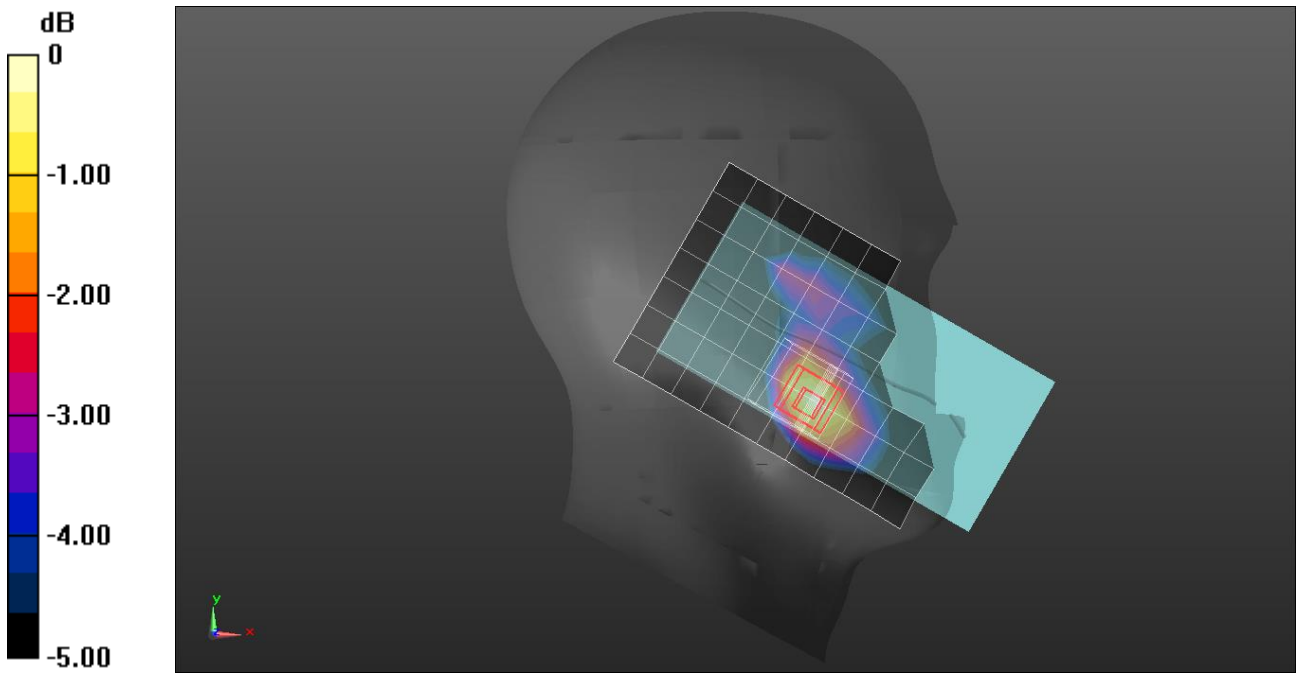

0 dB = 0.288 W/kg = −5.41 dBW/kg

LTE Band 25

Frequency: 1882.5 MHz; Communication System Channel Number: 26365; Duty Cycle: 1:1
Room Ambient Temperature: 23.0°C; Liquid Temperature: 22.0°C
Medium parameters used (interpolated): f = 1882.5 MHz; σ = 1.402 S/m; ε_r = 41.147; ρ = 1000 kg/m^3

DASY5 Configuration:
- Area Scan Setting: Find Secondary Maximum Within: 2.0 dB and with a peak SAR value greater than 0.012W/kg
- Electronics: DAE4 Sn1343; Calibrated: 2024-07-12
- Probe: EX3DV4 - SN7651; ConvF(8.12, 8.43, 7.59) @ 1882.5 MHz; Calibrated: 2024-03-18
- Sensor-Surface: 1.4mm (Mechanical Surface Detection)
- Phantom: Twin-SAM V5.0 (Right); Phantom section: Flat Section ; Type: QD 000 P40 CD
- Measurement SW: DASY52, Version 52.10 (4); SEMCAD X Version 14.6.14 (7501)

Rear/QPSK RB 50/50 ch.26365/Area Scan (8x14x1): Measurement grid: dx=15mm, dy=15mm

Maximum value of SAR (measured) = 0.425 W/kg

Rear/QPSK RB 50/50 ch.26365/Zoom Scan (6x6x7)/Cube 0: Measurement grid: dx=8mm, dy=8mm, dz=5mm

Reference Value = 16.47 V/m; Power Drift = -0.02 dB
Peak SAR (extrapolated) = 0.538 W/kg
SAR(1 g) = 0.305 W/kg; SAR(10 g) = 0.180 W/kg
Smallest distance from peaks to all points 3 dB below = 9.7 mm
Ratio of SAR at M2 to SAR at M1 = 57.2%
Maximum value of SAR (measured) = 0.432 W/kg

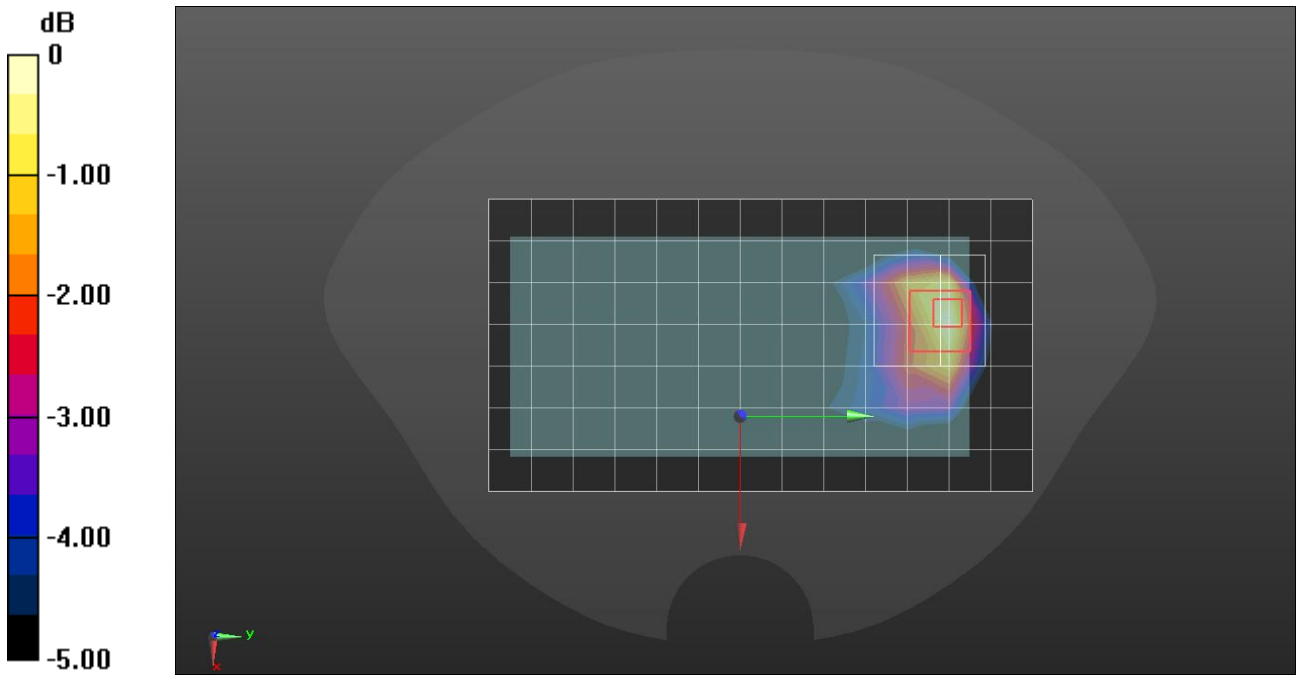

0 dB = 0.432 W/kg = −3.65 dBW/kg

LTE Band 66

Frequency: 1745 MHz; Communication System Channel Number: 132322; Duty Cycle: 1:1
Room Ambient Temperature: 23.0°C; Liquid Temperature: 22.0°C
Medium parameters used (interpolated): f = 1745 MHz; σ = 1.348 S/m; ε_r = 39.831; ρ = 1000 kg/m^3

DASY5 Configuration:
- Area Scan Setting: Find Secondary Maximum Within: 2.0 dB and with a peak SAR value greater than 0.012W/kg
- Electronics: DAE4 Sn1343; Calibrated: 2024-07-12
- Probe: EX3DV4 - SN7651; ConvF(8.56, 8.93, 8.03) @ 1745 MHz; Calibrated: 2024-03-18
- Sensor-Surface: 1.4mm (Mechanical Surface Detection)
- Phantom: Twin-SAM V5.0 (Right); Phantom section: Right Section ; Type: QD 000 P40 CD
- Measurement SW: DASY52, Version 52.10 (4); SEMCAD X Version 14.6.14 (7501)

RHS Touch/QPSK RB 1/49 ch.132322/Area Scan (8x14x1): Measurement grid: dx=15mm, dy=15mm

Maximum value of SAR (measured) = 0.215 W/kg

RHS Touch/QPSK RB 1/49 ch.132322/Zoom Scan (5x5x7)/Cube 0: Measurement grid: dx=8mm, dy=8mm, dz=5mm

Reference Value = 12.23 V/m; Power Drift = -0.06 dB
Peak SAR (extrapolated) = 0.247 W/kg
SAR(1 g) = 0.173 W/kg; SAR(10 g) = 0.114 W/kg
Smallest distance from peaks to all points 3 dB below = 11.8 mm
Ratio of SAR at M2 to SAR at M1 = 73.3%
Maximum value of SAR (measured) = 0.216 W/kg

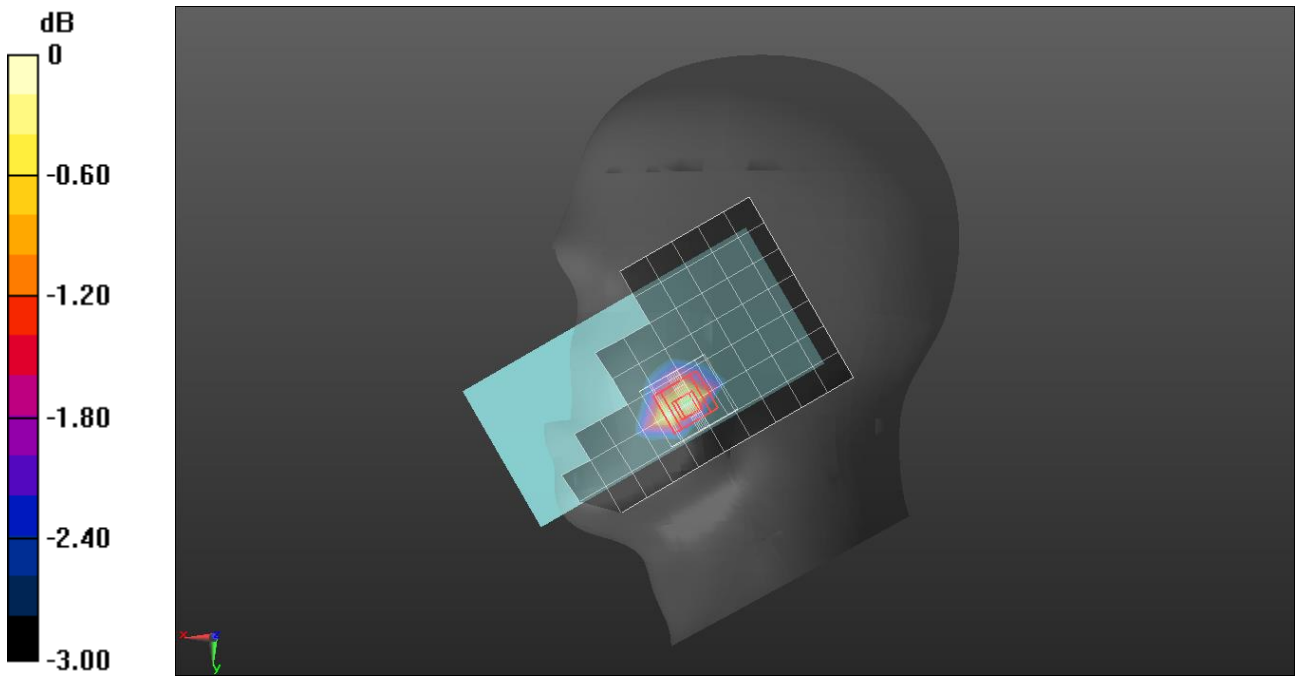

0 dB = 0.216 W/kg = −6.66 dBW/kg

LTE Band 66

Frequency: 1745 MHz; Communication System Channel Number: 132322; Duty Cycle: 1:1
Room Ambient Temperature: 23.0°C; Liquid Temperature: 22.0°C
Medium parameters used (interpolated): f = 1745 MHz; σ = 1.348 S/m; ε_r = 39.831; ρ = 1000 kg/m^3

DASY5 Configuration:
- Area Scan Setting: Find Secondary Maximum Within: 2.0 dB and with a peak SAR value greater than 0.012W/kg
- Electronics: DAE4 Sn1343; Calibrated: 2024-07-12
- Probe: EX3DV4 - SN7651; ConvF(8.56, 8.93, 8.03) @ 1745 MHz; Calibrated: 2024-03-18
- Sensor-Surface: 1.4mm (Mechanical Surface Detection)
- Phantom: Twin-SAM V5.0 (Right); Phantom section: Flat Section ; Type: QD 000 P40 CD
- Measurement SW: DASY52, Version 52.10 (4); SEMCAD X Version 14.6.14 (7501)

Bottom/QPSK RB 50/0 ch.132322/Area Scan (9x5x1): Measurement grid: dx=15mm, dy=15mm

Maximum value of SAR (measured) = 0.401 W/kg

Bottom/QPSK RB 50/0 ch.132322/Zoom Scan (5x6x7)/Cube 0: Measurement grid: dx=8mm, dy=8mm, dz=5mm

Reference Value = 16.04 V/m; Power Drift = -0.06 dB
Peak SAR (extrapolated) = 0.492 W/kg
SAR(1 g) = 0.304 W/kg; SAR(10 g) = 0.178 W/kg
Smallest distance from peaks to all points 3 dB below = 13.2 mm
Ratio of SAR at M2 to SAR at M1 = 62.6%
Maximum value of SAR (measured) = 0.428 W/kg

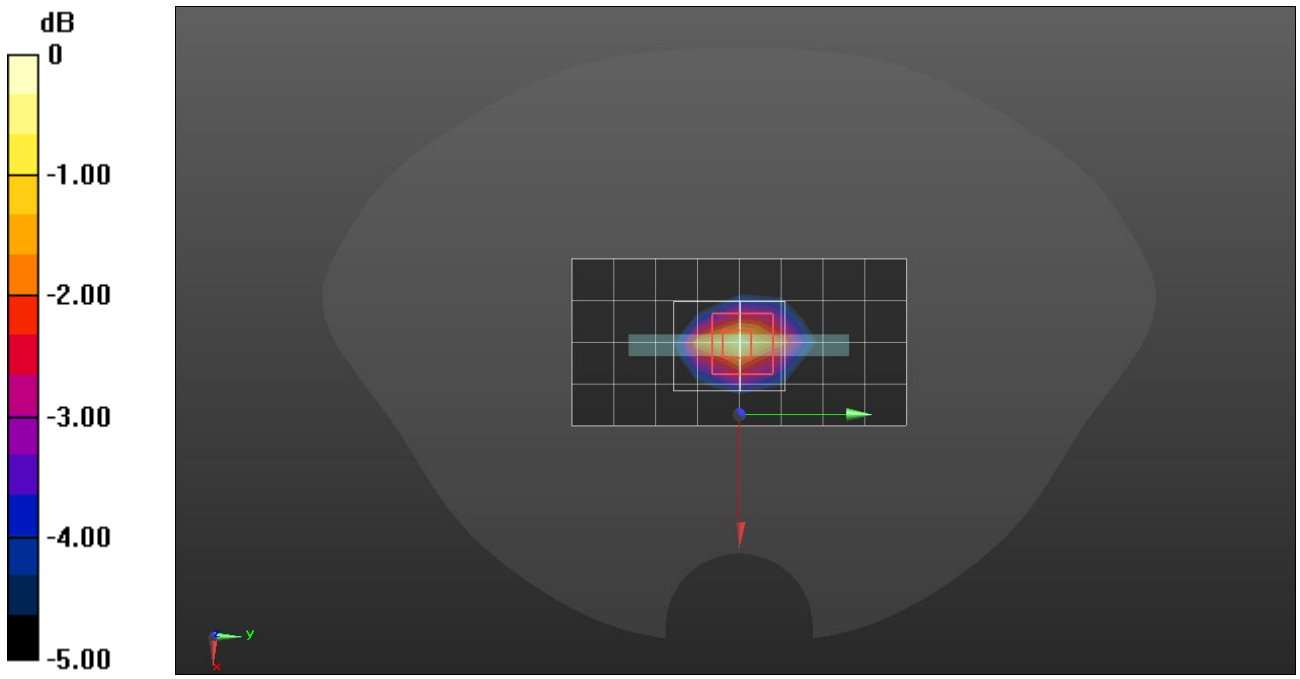

0 dB = 0.428 W/kg = −3.69 dBW/kg

LTE Band 66

Frequency: 1720 MHz; Communication System Channel Number: 132072; Duty Cycle: 1:1
Room Ambient Temperature: 23.0°C; Liquid Temperature: 22.0°C
Medium parameters used: f = 1720 MHz; σ = 1.375 S/m; ε_r = 41.343; ρ = 1000 kg/m^3

DASY5 Configuration:
- Area Scan Setting: Find Secondary Maximum Within: 2.0 dB and with a peak SAR value greater than 0.012W/kg
- Electronics: DAE4 Sn1343; Calibrated: 2024-07-12
- Probe: EX3DV4 - SN7376; ConvF(7.91, 8.12, 8.37) @ 1720 MHz; Calibrated: 2024-07-17
- Sensor-Surface: 1.4mm (Mechanical Surface Detection)
- Phantom: Twin-SAM V5.0 (Right); Phantom section: Right Section ; Type: QD 000 P40 CD
- Measurement SW: DASY52, Version 52.10 (4); SEMCAD X Version 14.6.14 (7501)

RHS Touch/QPSK RB 1/0 ch.132072/Area Scan (8x14x1): Measurement grid: dx=15mm, dy=15mm

Maximum value of SAR (measured) = 0.226 W/kg

RHS Touch/QPSK RB 1/0 ch.132072/Zoom Scan (5x5x7)/Cube 0: Measurement grid: dx=8mm, dy=8mm, dz=5mm

Reference Value = 12.28 V/m; Power Drift = 0.02 dB
Peak SAR (extrapolated) = 0.302 W/kg
SAR(1 g) = 0.165 W/kg; SAR(10 g) = 0.086 W/kg
Smallest distance from peaks to all points 3 dB below = 10.2 mm
Ratio of SAR at M2 to SAR at M1 = 56.5%
Maximum value of SAR (measured) = 0.244 W/kg

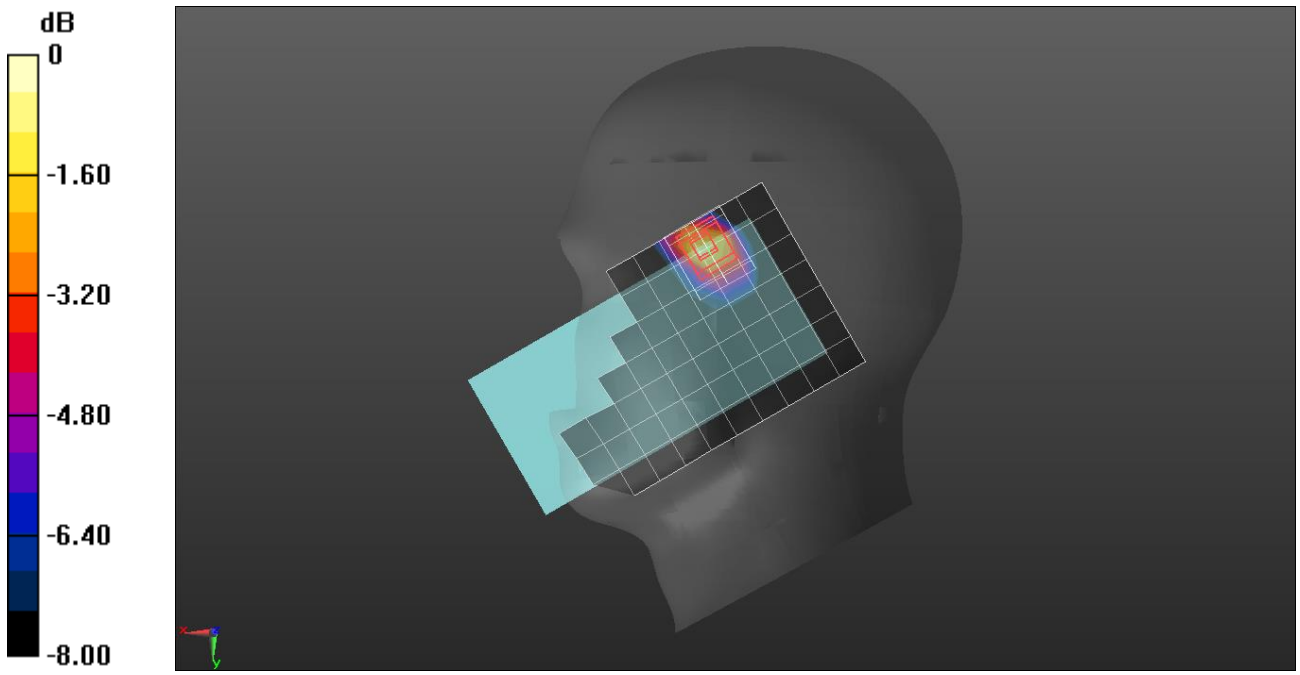

0 dB = 0.244 W/kg = −6.13 dBW/kg

LTE Band 66

Frequency: 1720 MHz; Communication System Channel Number: 132072; Duty Cycle: 1:1
Room Ambient Temperature: 23.0°C; Liquid Temperature: 22.0°C
Medium parameters used: f = 1720 MHz; σ = 1.375 S/m; ε_r = 41.343; ρ = 1000 kg/m^3

DASY5 Configuration:
- Area Scan Setting: Find Secondary Maximum Within: 2.0 dB and with a peak SAR value greater than 0.012W/kg
- Electronics: DAE4 Sn1343; Calibrated: 2024-07-12
- Probe: EX3DV4 - SN7376; ConvF(7.91, 8.12, 8.37) @ 1720 MHz; Calibrated: 2024-07-17
- Sensor-Surface: 1.4mm (Mechanical Surface Detection)
- Phantom: Twin-SAM V5.0 (Right); Phantom section: Flat Section ; Type: QD 000 P40 CD
- Measurement SW: DASY52, Version 52.10 (4); SEMCAD X Version 14.6.14 (7501)

Rear/QPSK RB 1/0 ch.132072/Area Scan (8x14x1): Measurement grid: dx=15mm, dy=15mm

Maximum value of SAR (measured) = 0.568 W/kg

Rear/QPSK RB 1/0 ch.132072/Zoom Scan (5x5x7)/Cube 0: Measurement grid: dx=8mm, dy=8mm, dz=5mm

Reference Value = 19.07 V/m; Power Drift = 0.01 dB
Peak SAR (extrapolated) = 0.670 W/kg
SAR(1 g) = 0.340 W/kg; SAR(10 g) = 0.165 W/kg
Smallest distance from peaks to all points 3 dB below = 8.6 mm
Ratio of SAR at M2 to SAR at M1 = 50.7%
Maximum value of SAR (measured) = 0.548 W/kg

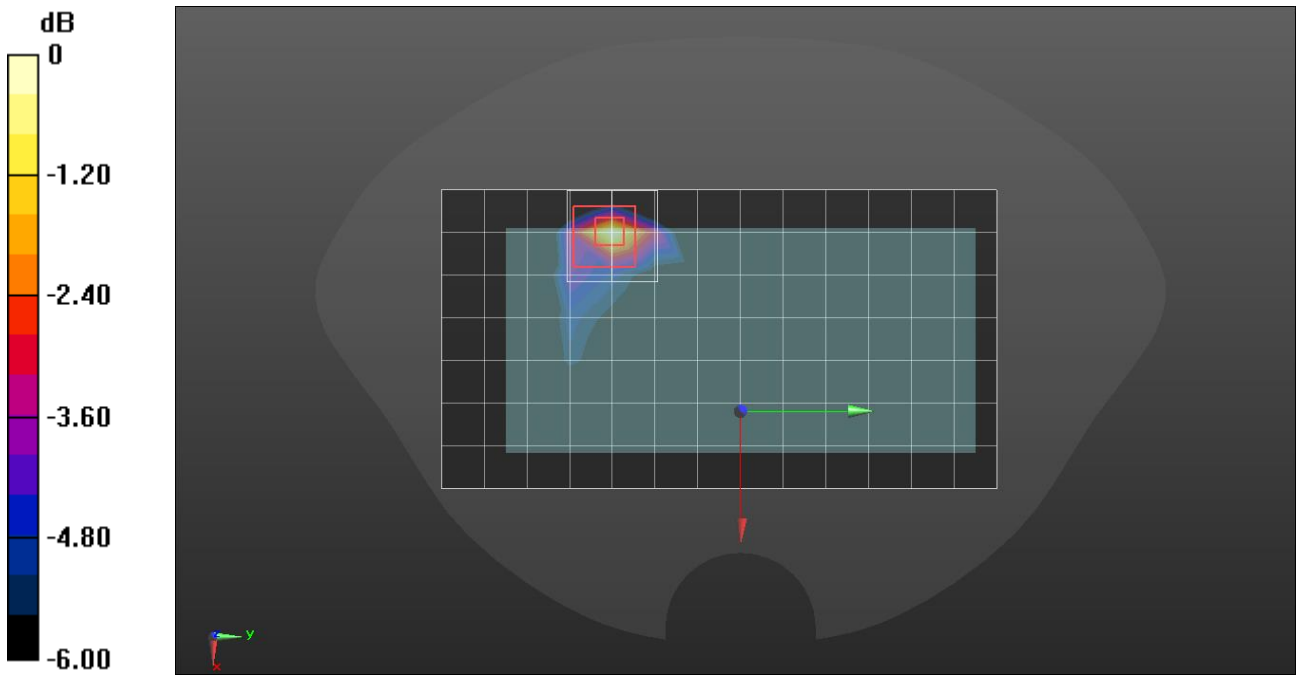

0 dB = 0.548 W/kg = −2.61 dBW/kg

Band 5: LTE-FDD (SC-FDMA, 1 RB, 10 MHz, QPSK), CHEEK

Room Ambient Temperature: 23.0℃, Liquid Temperature: 22.0℃

Exposure Conditions

Band	Band 5	**TSL Permittivity**	40.6
Frequency [MHz] / Channel Number	836.5 / 20525	**TSL Conductivity [S/m]**	0.879
Group / UID	LTE-FDD / 10175-CAH	**Phantom Section / TSL**	RightHead / HSL
Conversion Factor	8.24	**Test Distance [mm]**	0.00

DASY Configuration

Probe | Calibration Date	EX3DV4 - SN7313 | 2024-02-21	**Phantom**	Twin-SAM V8.0 (30deg probe tilt)
DAE | Calibration Date	DAE4 Sn1447 | 2024-03-13	**TSL Type**	HBBL-600-10000
Software Version	16.2.2.1588		

Scan Setup

	Area Scan	**Zoom Scan**
Grid Extents [mm]	120.0 x 210.0	30.0 x 30.0 x 30.0
Grid Steps [mm]	15.0 x 15.0	6.0 x 6.0 x 1.5
Sensor Surface [mm]	3.0	1.4

Measurement Results

	Area Scan	**Zoom Scan**
psSAR1g [W/Kg]	0.230	**0.252**
psSAR10g [W/Kg]	0.159	**0.198**
Power Drift [dB]		0.01
Dist 3dB Peak [mm]		26.2
M2/M1 [%]		94.4



Band 5: LTE-FDD (SC-FDMA, 1 RB, 10 MHz, QPSK), BACK

Room Ambient Temperature: 23.0℃, Liquid Temperature: 22.0℃

Exposure Conditions

Band	Band 5	**TSL Permittivity**	42.1
Frequency [MHz] / Channel Number	836.5 / 20525	**TSL Conductivity [S/m]**	0.888
Group / UID	LTE-FDD / 10175-CAH	**Phantom Section / TSL**	Flat / HSL
Conversion Factor	8.24	**Test Distance [mm]**	10.00

DASY Configuration

Probe | Calibration Date	EX3DV4 - SN7313 | 2024-02-21	**Phantom**	Twin-SAM V8.0 (30deg probe tilt)
DAE | Calibration Date	DAE4 Sn1447 | 2024-03-13	**TSL Type**	HBBL-600-10000
Software Version	16.2.2.1588		

Scan Setup

	Area Scan	**Zoom Scan**
Grid Extents [mm]	120.0 x 210.0	30.0 x 30.0 x 30.0
Grid Steps [mm]	15.0 x 15.0	6.0 x 6.0 x 1.5
Sensor Surface [mm]	3.0	1.4

Measurement Results

	Area Scan	**Zoom Scan**
psSAR1g [W/Kg]	0.346	**0.383**
psSAR10g [W/Kg]	0.232	**0.235**
Power Drift [dB]		-0.01
Dist 3dB Peak [mm]		13.2
M2/M1 [%]		81.7



Band 26: LTE-FDD (SC-FDMA, 1 RB, 15 MHz, QPSK), CHEEK

Room Ambient Temperature: 23.0℃, Liquid Temperature: 22.0℃

Exposure Conditions

Band	Band 26	**TSL Permittivity**	42.1
Frequency [MHz] / Channel Number	831.5 / 26865	**TSL Conductivity [S/m]**	0.887
Group / UID	LTE-FDD / 10181-CAF	**Phantom Section / TSL**	RightHead / HSL
Conversion Factor	8.24	**Test Distance [mm]**	0.00

DASY Configuration

Probe | Calibration Date	EX3DV4 - SN7313 | 2024-02-21	**Phantom**	Twin-SAM V8.0 (30deg probe tilt)
DAE | Calibration Date	DAE4 Sn1447 | 2024-03-13	**TSL Type**	HBBL-600-10000
Software Version	16.2.2.1588		

Scan Setup

	Area Scan	**Zoom Scan**
Grid Extents [mm]	120.0 x 210.0	30.0 x 30.0 x 30.0
Grid Steps [mm]	15.0 x 15.0	6.0 x 6.0 x 1.5
Sensor Surface [mm]	3.0	1.4

Measurement Results

	Area Scan	**Zoom Scan**
psSAR1g [W/Kg]	0.251	**0.271**
psSAR10g [W/Kg]	0.172	**0.213**
Power Drift [dB]		0.02
Dist 3dB Peak [mm]		> 15.0
M2/M1 [%]		93.6

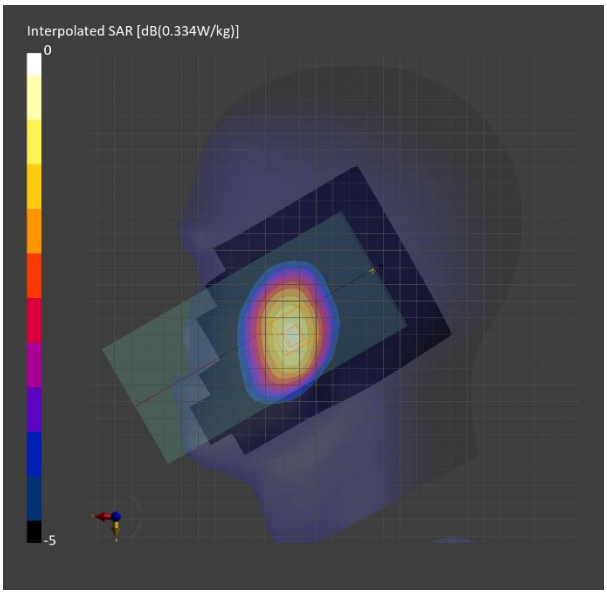

Band 26: LTE-FDD (SC-FDMA, 1 RB, 15 MHz, QPSK), BACK

Room Ambient Temperature: 23.0℃, Liquid Temperature: 22.0℃

Exposure Conditions

Band	Band 26	**TSL Permittivity**	42.1
Frequency [MHz] / Channel Number	831.5 / 26865	**TSL Conductivity [S/m]**	0.887
Group / UID	LTE-FDD / 10181-CAF	**Phantom Section / TSL**	Flat / HSL
Conversion Factor	8.24	**Test Distance [mm]**	10.00

DASY Configuration

Probe | Calibration Date	EX3DV4 - SN7313 | 2024-02-21	**Phantom**	Twin-SAM V8.0 (30deg probe tilt)
DAE | Calibration Date	DAE4 Sn1447 | 2024-03-13	**TSL Type**	HBBL-600-10000
Software Version	16.2.2.1588		

Scan Setup

	Area Scan	**Zoom Scan**
Grid Extents [mm]	120.0 x 210.0	30.0 x 30.0 x 30.0
Grid Steps [mm]	15.0 x 15.0	6.0 x 6.0 x 1.5
Sensor Surface [mm]	3.0	1.4

Measurement Results

	Area Scan	**Zoom Scan**
psSAR1g [W/Kg]	0.383	**0.392**
psSAR10g [W/Kg]	0.251	**0.242**
Power Drift [dB]		-0.02
Dist 3dB Peak [mm]		13.0
M2/M1 [%]		80.7

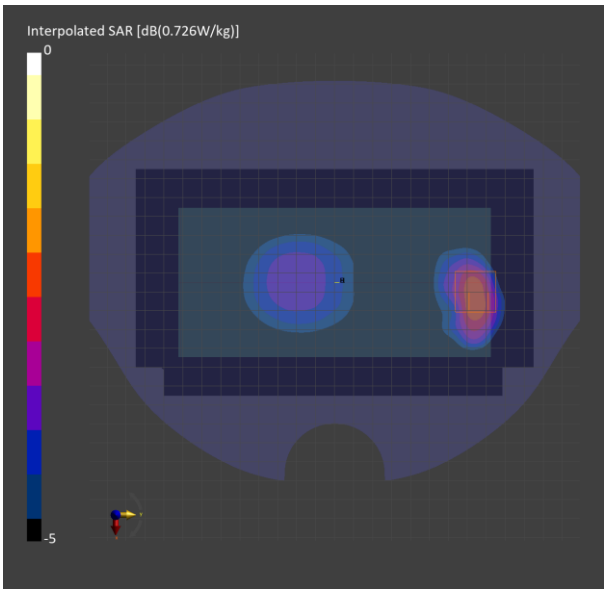

Band 7: LTE-FDD (SC-FDMA, 1 RB, 20 MHz, QPSK), CHEEK

Room Ambient Temperature: 23.0℃, Liquid Temperature: 22.0℃

Exposure Conditions

Band	Band 7	**TSL Permittivity**	38.4
Frequency [MHz] / Channel Number	2560.0 / 21350	**TSL Conductivity [S/m]**	1.95
Group / UID	LTE-FDD / 10169-CAF	**Phantom Section / TSL**	LeftHead / HSL
Conversion Factor	7.11	**Test Distance [mm]**	0.00

DASY Configuration

Probe | Calibration Date	EX3DV4 - SN7646 | 2024-03-15	**Phantom**	Twin-SAM V8.0 (30deg probe tilt)
DAE | Calibration Date	DAE4 Sn1670 | 2024-05-15	**TSL Type**	HBBL-600-10000
Software Version	16.2.2.1588		

Scan Setup

	Area Scan	**Zoom Scan**
Grid Extents [mm]	120.0 x 200.0	30.0 x 30.0 x 30.0
Grid Steps [mm]	10.0 x 10.0	5.0 x 5.0 x 1.5
Sensor Surface [mm]	3.0	1.4

Measurement Results

	Area Scan	**Zoom Scan**
psSAR1g [W/Kg]	0.266	**0.282**
psSAR10g [W/Kg]	0.136	**0.156**
Power Drift [dB]		-0.04
Dist 3dB Peak [mm]		10.1
M2/M1 [%]		87.0

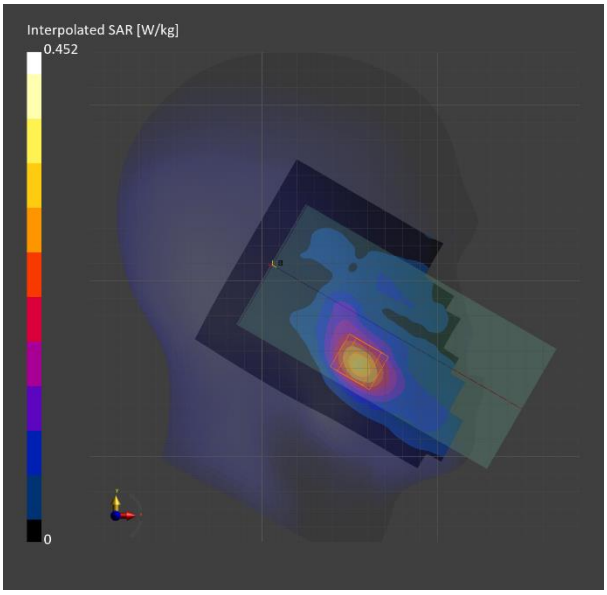

Band 7: LTE-FDD (SC-FDMA, 1 RB, 20 MHz, QPSK), BACK

Room Ambient Temperature: 23.0℃, Liquid Temperature: 22.0℃

Exposure Conditions

Band	Band 7	**TSL Permittivity**	38.5
Frequency [MHz] / Channel Number	2560.0 / 21350	**TSL Conductivity [S/m]**	1.89
Group / UID	LTE-FDD / 10169-CAF	**Phantom Section / TSL**	Flat / HSL
Conversion Factor	7.11	**Test Distance [mm]**	10.00

DASY Configuration

Probe | Calibration Date	EX3DV4 - SN7646 | 2024-03-15	**Phantom**	Twin-SAM V8.0 (30deg probe tilt)
DAE | Calibration Date	DAE4 Sn1670 | 2024-05-15	**TSL Type**	HBBL-600-10000
Software Version	16.2.2.1588		

Scan Setup

	Area Scan	**Zoom Scan**
Grid Extents [mm]	120.0 x 200.0	30.0 x 30.0 x 30.0
Grid Steps [mm]	10.0 x 10.0	5.0 x 5.0 x 1.5
Sensor Surface [mm]	3.0	1.4

Measurement Results

	Area Scan	**Zoom Scan**
psSAR1g [W/Kg]	0.400	**0.410**
psSAR10g [W/Kg]	0.200	**0.196**
Power Drift [dB]		-0.01
Dist 3dB Peak [mm]		10.5
M2/M1 [%]		78.3

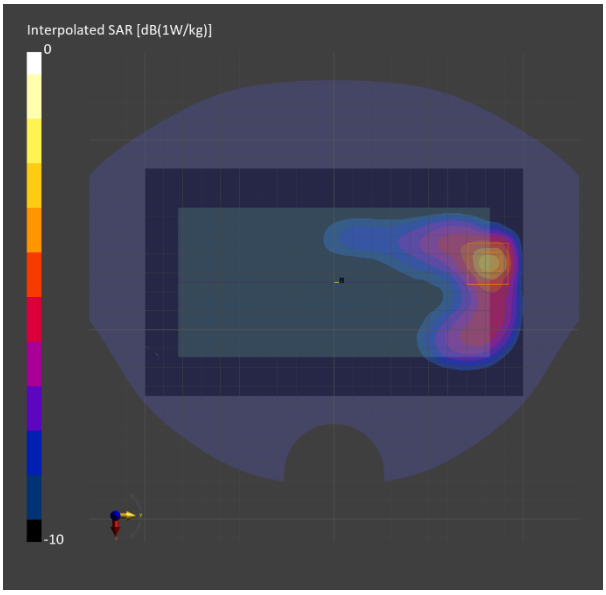

Band 12: LTE-FDD (SC-FDMA, 1 RB, 10 MHz, QPSK), CHEEK

Room Ambient Temperature: 23.0℃, Liquid Temperature: 22.0℃

Exposure Conditions

Band	Band 12	**TSL Permittivity**	42.8
Frequency [MHz] / Channel Number	707.5 / 23095	**TSL Conductivity [S/m]**	0.866
Group / UID	LTE-FDD / 10175-CAH	**Phantom Section / TSL**	RightHead / HSL
Conversion Factor	9.17	**Test Distance [mm]**	0.00

DASY Configuration

Probe | Calibration Date	EX3DV4 - SN7313 | 2024-02-21	**Phantom**	Twin-SAM V8.0 (30deg probe tilt)
DAE | Calibration Date	DAE4 Sn1447 | 2024-03-13	**TSL Type**	HBBL-600-10000
Software Version	16.2.2.1588		

Scan Setup

	Area Scan	**Zoom Scan**
Grid Extents [mm]	120.0 x 210.0	30.0 x 30.0 x 30.0
Grid Steps [mm]	15.0 x 15.0	6.0 x 6.0 x 1.5
Sensor Surface [mm]	3.0	1.4

Measurement Results

	Area Scan	**Zoom Scan**
psSAR1g [W/Kg]	0.195	**0.216**
psSAR10g [W/Kg]	0.136	**0.169**
Power Drift [dB]		0.12
Dist 3dB Peak [mm]		25.7
M2/M1 [%]		94.8



Band 12: LTE-FDD (SC-FDMA, 1 RB, 10 MHz, QPSK), BACK

Room Ambient Temperature: 23.0℃, Liquid Temperature: 22.0℃

Exposure Conditions

Band	Band 12	**TSL Permittivity**	42.5
Frequency [MHz] / Channel Number	707.5 / 23095	**TSL Conductivity [S/m]**	0.854
Group / UID	LTE-FDD / 10175-CAH	**Phantom Section / TSL**	Flat / HSL
Conversion Factor	10.3	**Test Distance [mm]**	10.00

DASY Configuration

Probe | Calibration Date	EX3DV4 - SN7330 | 2024-01-22	**Phantom**	Twin-SAM V8.0 (30deg probe tilt)
DAE | Calibration Date	DAE4 Sn1447 | 2024-03-13	**TSL Type**	HBBL-600-10000
Software Version	16.2.2.1588		

Scan Setup

	Area Scan	**Zoom Scan**
Grid Extents [mm]	120.0 x 210.0	30.0 x 30.0 x 30.0
Grid Steps [mm]	15.0 x 15.0	6.0 x 6.0 x 1.5
Sensor Surface [mm]	3.0	1.4

Measurement Results

	Area Scan	**Zoom Scan**
psSAR1g [W/Kg]	0.334	**0.381**
psSAR10g [W/Kg]	0.220	**0.205**
Power Drift [dB]		-0.01
Dist 3dB Peak [mm]		8.1
M2/M1 [%]		69.7

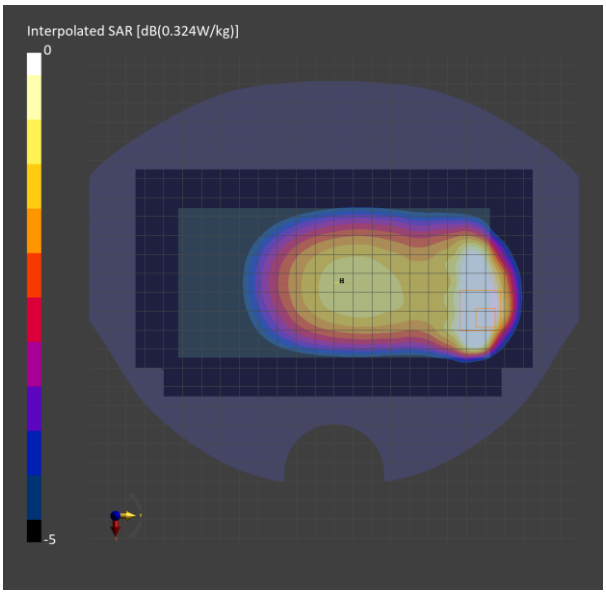

Band 13: LTE-FDD (SC-FDMA, 1 RB, 10 MHz, QPSK), CHEEK

Room Ambient Temperature: 23.0℃, Liquid Temperature: 22.0℃

Exposure Conditions

Band	Band 13	**TSL Permittivity**	42.1
Frequency [MHz] / Channel Number	782.0 / 23230	**TSL Conductivity [S/m]**	0.901
Group / UID	LTE-FDD / 10175-CAH	**Phantom Section / TSL**	RightHead / HSL
Conversion Factor	10.3	**Test Distance [mm]**	0.00

DASY Configuration

Probe | Calibration Date	EX3DV4 - SN7330 | 2024-01-22	**Phantom**	Twin-SAM V8.0 (30deg probe tilt)
DAE | Calibration Date	DAE4 Sn1447 | 2024-03-13	**TSL Type**	HBBL-600-10000
Software Version	16.2.2.1588		

Scan Setup

	Area Scan	**Zoom Scan**
Grid Extents [mm]	120.0 x 210.0	30.0 x 30.0 x 30.0
Grid Steps [mm]	15.0 x 15.0	6.0 x 6.0 x 1.5
Sensor Surface [mm]	3.0	1.4

Measurement Results

	Area Scan	**Zoom Scan**
psSAR1g [W/Kg]	0.205	**0.219**
psSAR10g [W/Kg]	0.142	**0.175**
Power Drift [dB]		0.05
Dist 3dB Peak [mm]		21.8
M2/M1 [%]		94.0



Band 13: LTE-FDD (SC-FDMA, 1 RB, 10 MHz, QPSK), BACK

Room Ambient Temperature: 23.0℃, Liquid Temperature: 22.0℃

Exposure Conditions

Band	Band 13	**TSL Permittivity**	42.6
Frequency [MHz] / Channel Number	782.0 / 23230	**TSL Conductivity [S/m]**	0.891
Group / UID	LTE-FDD / 10175-CAH	**Phantom Section / TSL**	Flat / HSL
Conversion Factor	10.3	**Test Distance [mm]**	10.00

DASY Configuration

Probe | Calibration Date	EX3DV4 - SN7330 | 2024-01-22	**Phantom**	Twin-SAM V8.0 (30deg probe tilt)
DAE | Calibration Date	DAE4 Sn1447 | 2024-03-13	**TSL Type**	HBBL-600-10000
Software Version	16.2.2.1588		

Scan Setup

	Area Scan	**Zoom Scan**
Grid Extents [mm]	120.0 x 210.0	30.0 x 30.0 x 30.0
Grid Steps [mm]	15.0 x 15.0	6.0 x 6.0 x 1.5
Sensor Surface [mm]	3.0	1.4

Measurement Results

	Area Scan	**Zoom Scan**
psSAR1g [W/Kg]	0.316	**0.321**
psSAR10g [W/Kg]	0.209	**0.205**
Power Drift [dB]		0.02
Dist 3dB Peak [mm]		13.0
M2/M1 [%]		81.2

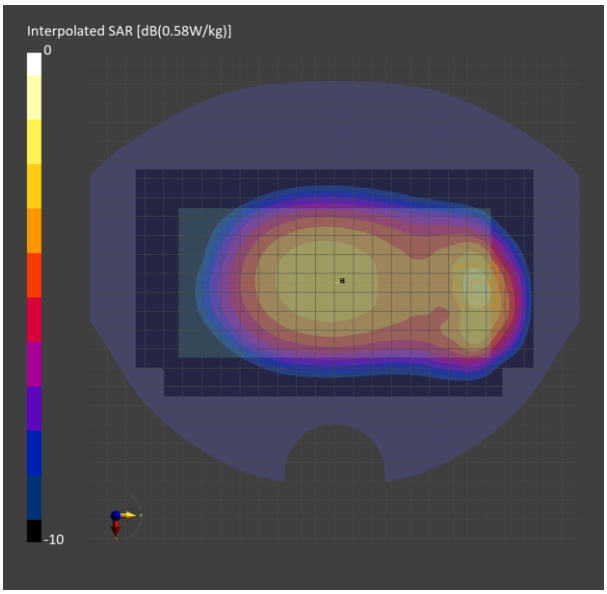

Band 14: LTE-FDD (SC-FDMA, 1 RB, 10 MHz, QPSK), CHEEK

Room Ambient Temperature: 23.0℃, Liquid Temperature: 22.0℃

Exposure Conditions

Band	Band 14	**TSL Permittivity**	42.1
Frequency [MHz] / Channel Number	793.0 / 23330	**TSL Conductivity [S/m]**	0.905
Group / UID	LTE-FDD / 10175-CAH	**Phantom Section / TSL**	RightHead / HSL
Conversion Factor	10.3	**Test Distance [mm]**	0.00

DASY Configuration

Probe | Calibration Date	EX3DV4 - SN7330 | 2024-01-22	**Phantom**	Twin-SAM V8.0 (30deg probe tilt)
DAE | Calibration Date	DAE4 Sn1447 | 2024-03-13	**TSL Type**	HBBL-600-10000
Software Version	16.2.2.1588		

Scan Setup

	Area Scan	**Zoom Scan**
Grid Extents [mm]	120.0 x 210.0	30.0 x 30.0 x 30.0
Grid Steps [mm]	15.0 x 15.0	6.0 x 6.0 x 1.5
Sensor Surface [mm]	3.0	1.4

Measurement Results

	Area Scan	**Zoom Scan**
psSAR1g [W/Kg]	0.169	**0.186**
psSAR10g [W/Kg]	0.117	**0.144**
Power Drift [dB]		0.15
Dist 3dB Peak [mm]		> 15.0
M2/M1 [%]		93.1



Band 14: LTE-FDD (SC-FDMA, 1 RB, 10 MHz, QPSK), BACK

Room Ambient Temperature: 23.0℃, Liquid Temperature: 22.0℃

Exposure Conditions

Band	Band 14	**TSL Permittivity**	42.1
Frequency [MHz] / Channel Number	793.0 / 23330	**TSL Conductivity [S/m]**	0.905
Group / UID	LTE-FDD / 10175-CAH	**Phantom Section / TSL**	Flat / HSL
Conversion Factor	10.3	**Test Distance [mm]**	10.00

DASY Configuration

Probe | Calibration Date	EX3DV4 - SN7330 | 2024-01-22	**Phantom**	Twin-SAM V8.0 (30deg probe tilt)
DAE | Calibration Date	DAE4 Sn1447 | 2024-03-13	**TSL Type**	HBBL-600-10000
Software Version	16.2.2.1588		

Scan Setup

	Area Scan	**Zoom Scan**
Grid Extents [mm]	120.0 x 210.0	30.0 x 30.0 x 30.0
Grid Steps [mm]	15.0 x 15.0	6.0 x 6.0 x 1.5
Sensor Surface [mm]	3.0	1.4

Measurement Results

	Area Scan	**Zoom Scan**
psSAR1g [W/Kg]	0.303	**0.326**
psSAR10g [W/Kg]	0.201	**0.199**
Power Drift [dB]		-0.03
Dist 3dB Peak [mm]		12.0
M2/M1 [%]		78.2

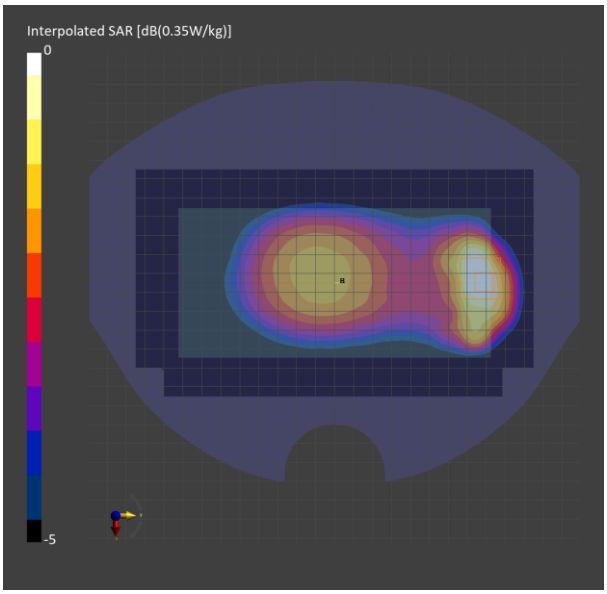

Band 30: LTE-FDD (SC-FDMA, 50% RB, 10 MHz, QPSK), CHEEK

Room Ambient Temperature: 23.0℃, Liquid Temperature: 22.0℃

Exposure Conditions

Band	Band 30	**TSL Permittivity**	39.9
Frequency [MHz] / Channel Number	2310.0 / 27710	**TSL Conductivity [S/m]**	1.71
Group / UID	LTE-FDD / 10154-CAH	**Phantom Section / TSL**	LeftHead / HSL
Conversion Factor	7.36	**Test Distance [mm]**	0.00

DASY Configuration

Probe | Calibration Date	EX3DV4 - SN7646 | 2024-03-15	**Phantom**	Twin-SAM V8.0 (30deg probe tilt)
DAE | Calibration Date	DAE4 Sn1670 | 2024-05-15	**TSL Type**	HBBL-600-10000
Software Version	16.2.2.1588		

Scan Setup

	Area Scan	**Zoom Scan**
Grid Extents [mm]	120.0 x 200.0	30.0 x 30.0 x 30.0
Grid Steps [mm]	10.0 x 10.0	5.0 x 5.0 x 1.5
Sensor Surface [mm]	3.0	1.4

Measurement Results

	Area Scan	**Zoom Scan**
psSAR1g [W/Kg]	0.193	**0.201**
psSAR10g [W/Kg]	0.104	**0.121**
Power Drift [dB]		-0.08
Dist 3dB Peak [mm]		11.2
M2/M1 [%]		90.9

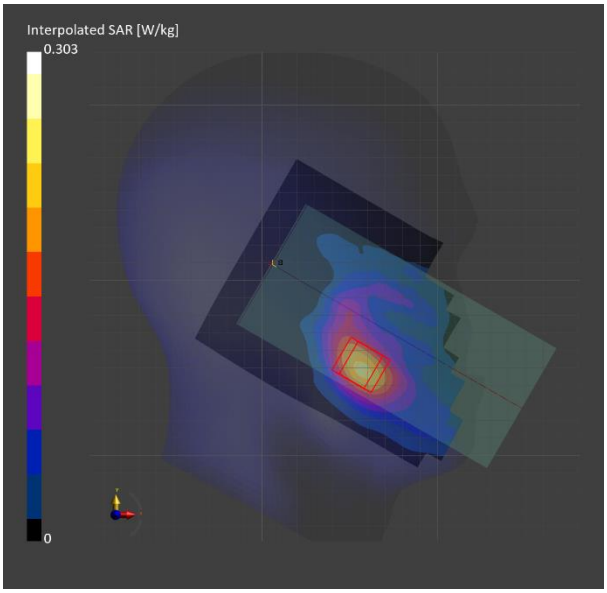

Band 30: LTE-FDD (SC-FDMA, 50% RB, 10 MHz, QPSK), BACK

Room Ambient Temperature: 23.0℃, Liquid Temperature: 22.0℃

Exposure Conditions

Band	Band 30	**TSL Permittivity**	39.7
Frequency [MHz] / Channel Number	2310.0 / 27710	**TSL Conductivity [S/m]**	1.69
Group / UID	LTE-FDD / 10154-CAH	**Phantom Section / TSL**	Flat / HSL
Conversion Factor	7.36	**Test Distance [mm]**	10.00

DASY Configuration

Probe | Calibration Date	EX3DV4 - SN7646 | 2024-03-15	**Phantom**	Twin-SAM V8.0 (30deg probe tilt)
DAE | Calibration Date	DAE4 Sn1670 | 2024-05-15	**TSL Type**	HBBL-600-10000
Software Version	16.2.2.1588		

Scan Setup

	Area Scan	**Zoom Scan**
Grid Extents [mm]	120.0 x 200.0	30.0 x 30.0 x 30.0
Grid Steps [mm]	10.0 x 10.0	5.0 x 5.0 x 1.5
Sensor Surface [mm]	3.0	1.4

Measurement Results

	Area Scan	**Zoom Scan**
psSAR1g [W/Kg]	0.356	**0.361**
psSAR10g [W/Kg]	0.197	**0.198**
Power Drift [dB]		0.01
Dist 3dB Peak [mm]		11.8
M2/M1 [%]		79.3

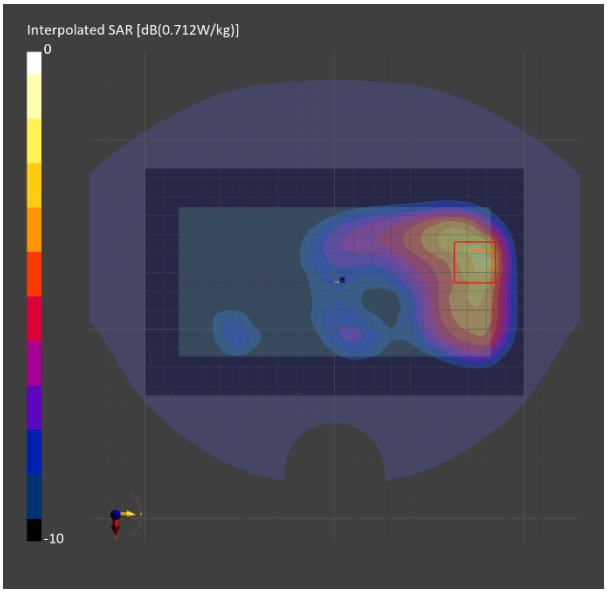

LTE Band 71

Frequency: 680.5 MHz; Communication System Channel Number: 133297; Duty Cycle: 1:1
Room Ambient Temperature: 23.0°C; Liquid Temperature: 22.0°C
Medium parameters used (interpolated): f = 680.5 MHz; σ = 0.865 S/m; ε_r = 42.852; ρ = 1000 kg/m^3

DASY5 Configuration:
- Area Scan Setting: Find Secondary Maximum Within: 2.0 dB and with a peak SAR value greater than 0.012W/kg
- Electronics: DAE4 Sn1494; Calibrated: 2024-07-15
- Probe: EX3DV4 - SN7376; ConvF(9.14, 9.38, 9.67) @ 680.5 MHz; Calibrated: 2024-07-17
- Sensor-Surface: 1.4mm (Mechanical Surface Detection)
- Phantom: Twin-SAM V5.0 (20deg probe tilt); Phantom section: Right Section ; Type: QD 000 P40 CD
- Measurement SW: DASY52, Version 52.10 (4); SEMCAD X Version 14.6.14 (7501)

RHS Touch/QPSK RB 1/0 ch.133297/Area Scan (9x15x1): Measurement grid: dx=15mm, dy=15mm

Maximum value of SAR (measured) = 0.226 W/kg

RHS Touch/QPSK RB 1/0 ch.133297/Zoom Scan (7x6x7)/Cube 0: Measurement grid: dx=8mm, dy=8mm, dz=5mm

Reference Value = 16.28 V/m; Power Drift = -0.02 dB
Peak SAR (extrapolated) = 0.243 W/kg
SAR(1 g) = 0.202 W/kg; SAR(10 g) = 0.162 W/kg
Smallest distance from peaks to all points 3 dB below = 23.2 mm
Ratio of SAR at M2 to SAR at M1 = 84.1%
Maximum value of SAR (measured) = 0.230 W/kg

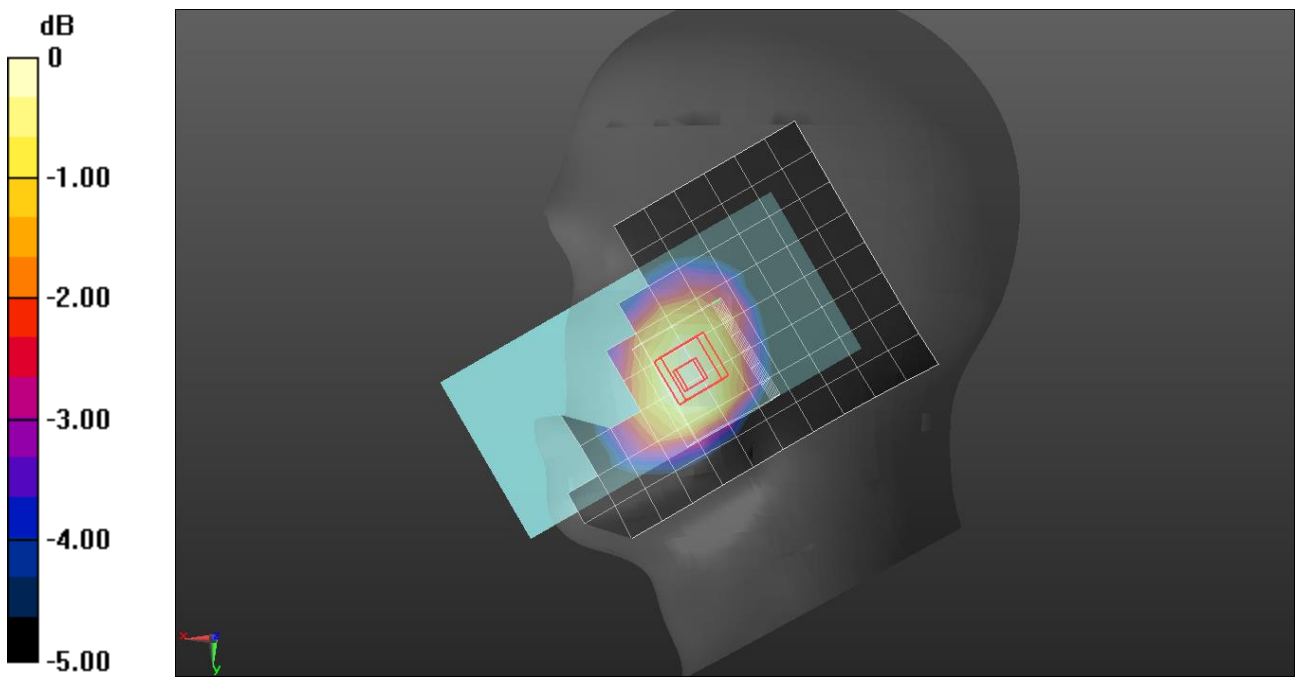

0 dB = 0.226 W/kg = −6.46 dBW/kg

Band 71: LTE-FDD (SC-FDMA, 1 RB, 20 MHz, QPSK), BACK

Room Ambient Temperature: 23.0℃, Liquid Temperature: 22.0℃

Exposure Conditions

Band	Band 71	**TSL Permittivity**	42.4
Frequency [MHz] / Channel Number	680.5 / 133297	**TSL Conductivity [S/m]**	0.859
Group / UID	LTE-FDD / 10169-CAF	**Phantom Section / TSL**	Flat / HSL
Conversion Factor	10.3	**Test Distance [mm]**	10.00

DASY Configuration

Probe | Calibration Date	EX3DV4 - SN7330 | 2024-01-22	**Phantom**	Twin-SAM V8.0 (30deg probe tilt)
DAE | Calibration Date	DAE4 Sn1447 | 2024-03-13	**TSL Type**	HBBL-600-10000
Software Version	16.2.2.1588		

Scan Setup

	Area Scan	**Zoom Scan**
Grid Extents [mm]	120.0 x 210.0	30.0 x 30.0 x 30.0
Grid Steps [mm]	15.0 x 15.0	6.0 x 6.0 x 1.5
Sensor Surface [mm]	3.0	1.4

Measurement Results

	Area Scan	**Zoom Scan**
psSAR1g [W/Kg]	0.253	**0.285**
psSAR10g [W/Kg]	0.174	**0.168**
Power Drift [dB]		-0.00
Dist 3dB Peak [mm]		9.6
M2/M1 [%]		72.5

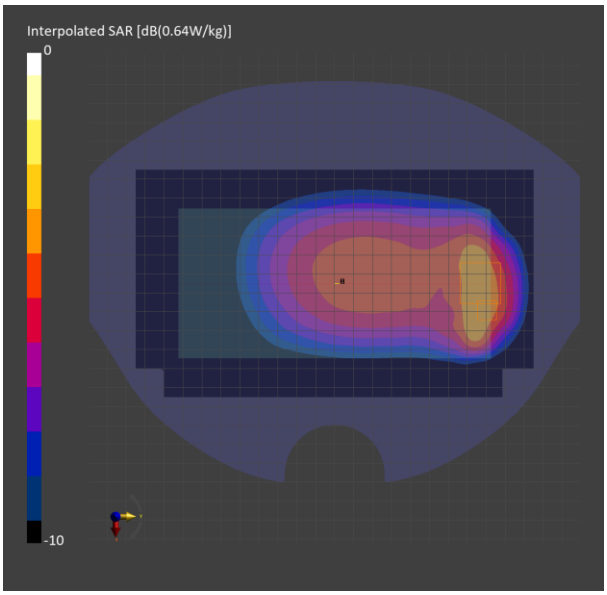

Band 41: LTE-TDD (SC-FDMA, 50% RB, 20 MHz, QPSK, UL Subframe=2,3,4,7,8,9), CHEEK

Room Ambient Temperature: 23.0℃, Liquid Temperature: 22.0℃

Exposure Conditions

Band	Band 41	**TSL Permittivity**	38.4
Frequency [MHz] / Channel Number	2593.0 / 40620	**TSL Conductivity [S/m]**	1.92
Group / UID	LTE-TDD / 10494-AAG	**Phantom Section / TSL**	LeftHead / HSL
Conversion Factor	7.11	**Test Distance [mm]**	0.00

DASY Configuration

Probe | Calibration Date	EX3DV4 - SN7646 | 2024-03-15	**Phantom**	Twin-SAM V8.0 (30deg probe tilt)
DAE | Calibration Date	DAE4 Sn1670 | 2024-05-15	**TSL Type**	HBBL-600-10000
Software Version	16.2.2.1588		

Scan Setup

	Area Scan	**Zoom Scan**
Grid Extents [mm]	120.0 x 200.0	30.0 x 30.0 x 30.0
Grid Steps [mm]	10.0 x 10.0	5.0 x 5.0 x 1.5
Sensor Surface [mm]	3.0	1.4

Measurement Results

	Area Scan	**Zoom Scan**
psSAR1g [W/Kg]	0.083	**0.087**
psSAR10g [W/Kg]	0.042	**0.047**
Power Drift [dB]		0.07
Dist 3dB Peak [mm]		10.8
M2/M1 [%]		85.6

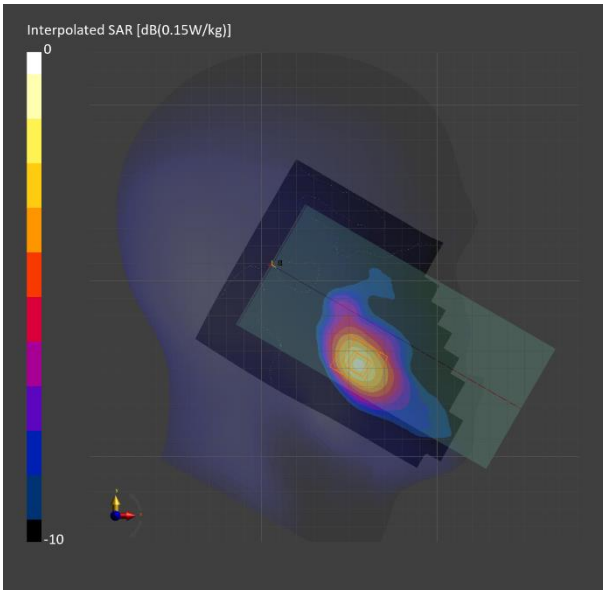

Band 41: LTE-TDD (SC-FDMA, 50% RB, 20 MHz, QPSK, UL Subframe=2,3,4,7,8,9), BACK

Room Ambient Temperature: 23.0℃, Liquid Temperature: 22.0℃

Exposure Conditions

Band	Band 41	**TSL Permittivity**	38.4
Frequency [MHz] / Channel Number	2593.0 / 40620	**TSL Conductivity [S/m]**	1.92
Group / UID	LTE-TDD / 10494-AAG	**Phantom Section / TSL**	Flat / HSL
Conversion Factor	7.11	**Test Distance [mm]**	10.00

DASY Configuration

Probe | Calibration Date	EX3DV4 - SN7646 | 2024-03-15	**Phantom**	Twin-SAM V8.0 (30deg probe tilt)
DAE | Calibration Date	DAE4 Sn1670 | 2024-05-15	**TSL Type**	HBBL-600-10000
Software Version	16.2.2.1588		

Scan Setup

	Area Scan	**Zoom Scan**
Grid Extents [mm]	120.0 x 200.0	30.0 x 30.0 x 30.0
Grid Steps [mm]	10.0 x 10.0	5.0 x 5.0 x 1.5
Sensor Surface [mm]	3.0	1.4

Measurement Results

	Area Scan	**Zoom Scan**
psSAR1g [W/Kg]	0.152	**0.155**
psSAR10g [W/Kg]	0.076	**0.075**
Power Drift [dB]		0.03
Dist 3dB Peak [mm]		10.0
M2/M1 [%]		78.8

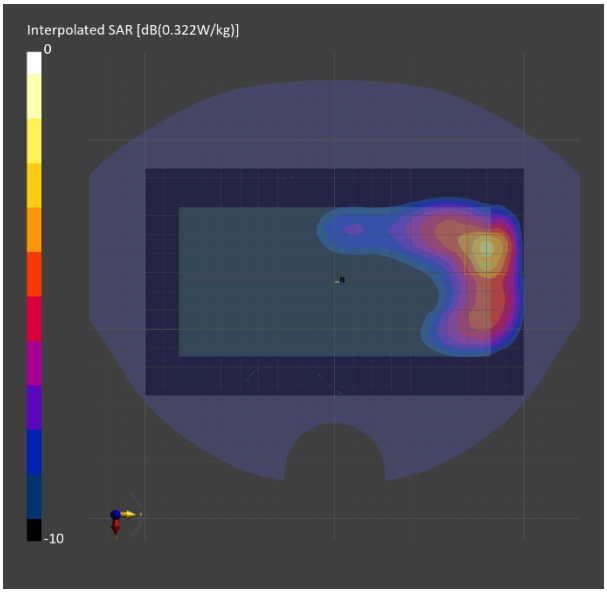

Band 48: LTE-TDD (SC-FDMA, 50% RB, 20 MHz, QPSK, UL Subframe=2,3,4,7,8,9), CHEEK

Room Ambient Temperature: 23.0℃, Liquid Temperature: 22.0℃

Exposure Conditions

Band	Band 48	**TSL Permittivity**	37.5
Frequency [MHz] / Channel Number	3690.000 / 56640	**TSL Conductivity [S/m]**	3.01
Group / UID	LTE-TDD / 10494-AAG	**Phantom Section / TSL**	RightHead / HSL
Conversion Factor	6.97	**Test Distance [mm]**	0.00

DASY Configuration

Probe | Calibration Date	EX3DV4 - SN7314 | 2024-05-23	**Phantom**	Twin-SAM V8.0 (30deg probe tilt)
DAE | Calibration Date	DAE4 Sn1668 | 2024-04-18	**TSL Type**	HBBL-600-10000
Software Version	16.4.0.5005		

Scan Setup

	Area Scan	**Zoom Scan**
Grid Extents [mm]	120.0 x 200.0	28.0 x 28.0 x 28.0
Grid Steps [mm]	10.0 x 10.0	5.0 x 5.0 x 1.4
Sensor Surface [mm]	3.0	1.4

Measurement Results

	Area Scan	**Zoom Scan**
psSAR1g [W/Kg]	0.158	**0.164**
psSAR10g [W/Kg]	0.066	**0.064**
Power Drift [dB]		0.04
Dist 3dB Peak [mm]		8.6
M2/M1 [%]		71.0

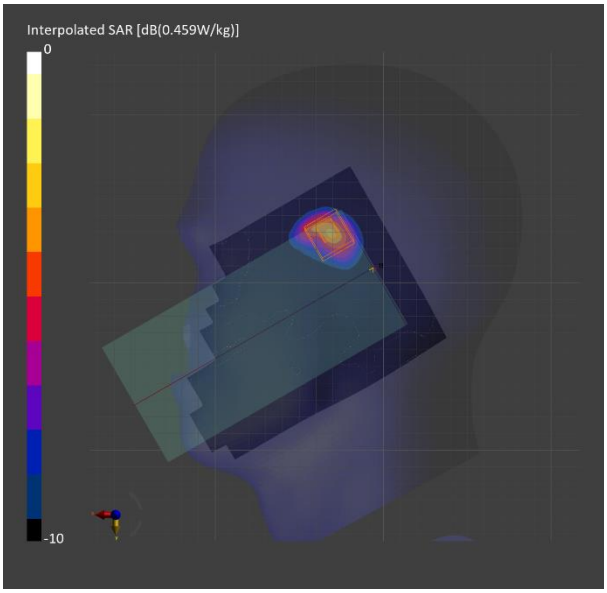

Band 48: LTE-TDD (SC-FDMA, 50% RB, 20 MHz, QPSK, UL Subframe=2,3,4,7,8,9), BACK

Room Ambient Temperature: 23.0℃, Liquid Temperature: 22.0℃

Exposure Conditions

Band	Band 48	**TSL Permittivity**	37.5
Frequency [MHz] / Channel Number	3690.000 / 56640	**TSL Conductivity [S/m]**	3.01
Group / UID	LTE-TDD / 10494-AAG	**Phantom Section / TSL**	Flat / HSL
Conversion Factor	6.97	**Test Distance [mm]**	10.00

DASY Configuration

Probe | Calibration Date	EX3DV4 - SN7314 | 2024-05-23	**Phantom**	Twin-SAM V8.0 (30deg probe tilt)
DAE | Calibration Date	DAE4 Sn1668 | 2024-04-18	**TSL Type**	HBBL-600-10000
Software Version	16.4.0.5005		

Scan Setup

	Area Scan	**Zoom Scan**
Grid Extents [mm]	120.0 x 200.0	28.0 x 28.0 x 28.0
Grid Steps [mm]	10.0 x 10.0	5.0 x 5.0 x 1.4
Sensor Surface [mm]	3.0	1.4

Measurement Results

	Area Scan	**Zoom Scan**
psSAR1g [W/Kg]	0.127	**0.132**
psSAR10g [W/Kg]	0.055	**0.053**
Power Drift [dB]		-0.02
Dist 3dB Peak [mm]		8.5
M2/M1 [%]		74.2

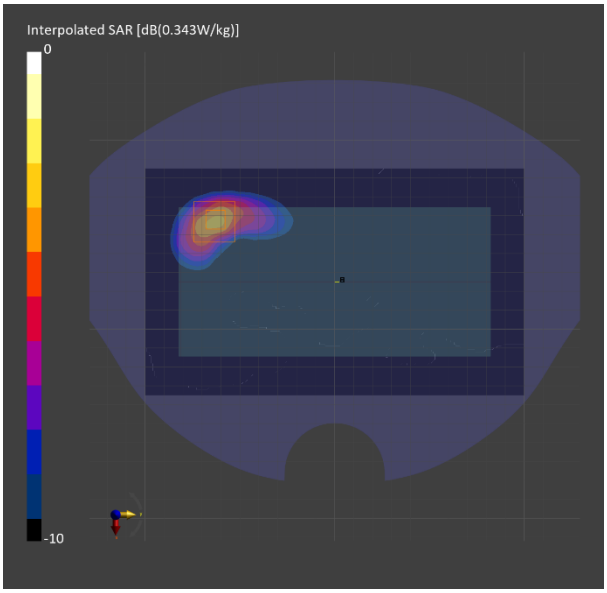

NR Band n2

Frequency: 1880 MHz; Communication System Channel Number: 376000; Duty Cycle: 1:1
Room Ambient Temperature: 23.0°C; Liquid Temperature: 22.0°C
Medium parameters used: f = 1880 MHz; σ = 1.413 S/m; ε_r = 40.525; ρ = 1000 kg/m^3

DASY5 Configuration:
- Area Scan Setting: Find Secondary Maximum Within: 2.0 dB and with a peak SAR value greater than 0.012W/kg
- Electronics: DAE4 Sn1591; Calibrated: 2024-02-16
- Probe: EX3DV4 - SN7330; ConvF(8.59, 7.74, 7.54) @ 1880 MHz; Calibrated: 2024-01-22
- Sensor-Surface: 1.4mm (Mechanical Surface Detection)
- Phantom: Twin-SAM V5.0 (Middle); Phantom section: Right Section ; Type: QD 000 P40 CD
- Measurement SW: DASY52, Version 52.10 (4); SEMCAD X Version 14.6.14 (7501)

RHS Touch/QPSK RB 1/107 ch.376000/Area Scan (8x14x1): Measurement grid: dx=15mm, dy=15mm
Maximum value of SAR (measured) = 0.254 W/kg

RHS Touch/QPSK RB 1/107 ch.376000/Zoom Scan (5x5x7)/Cube 0: Measurement grid: dx=8mm, dy=8mm, dz=5mm
Reference Value = 12.97 V/m; Power Drift = -0.17 dB
Peak SAR (extrapolated) = 0.423 W/kg
SAR(1 g) = 0.210 W/kg; SAR(10 g) = 0.106 W/kg
Smallest distance from peaks to all points 3 dB below = 10.2 mm
Ratio of SAR at M2 to SAR at M1 = 48.5%
Maximum value of SAR (measured) = 0.350 W/kg

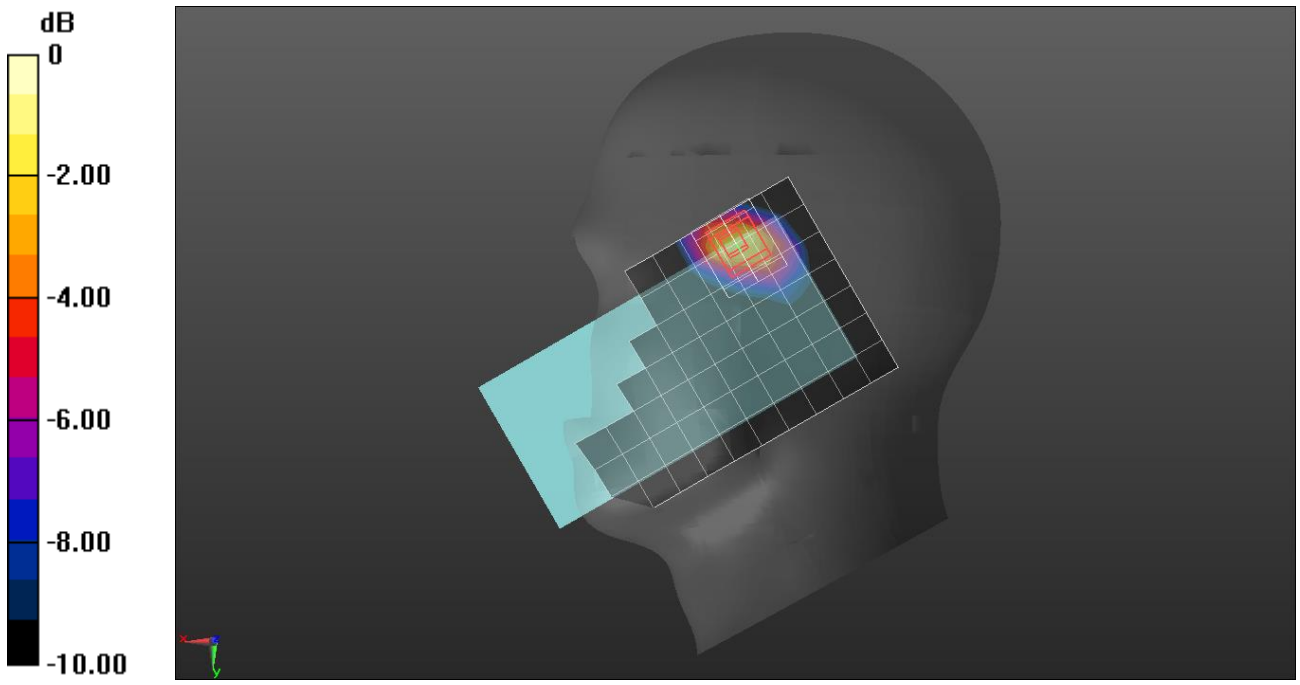

0 dB = 0.350 W/kg = −4.56 dBW/kg

NR Band n2

Frequency: 1880 MHz; Communication System Channel Number: 376000; Duty Cycle: 1:1
Room Ambient Temperature: 23.0°C; Liquid Temperature: 22.0°C
Medium parameters used: f = 1880 MHz; σ = 1.435 S/m; ε_r = 39.57; ρ = 1000 kg/m^3

DASY5 Configuration:
- Area Scan Setting: Find Secondary Maximum Within: 2.0 dB and with a peak SAR value greater than 0.012W/kg
- Electronics: DAE4 Sn1591; Calibrated: 2024-02-16
- Probe: EX3DV4 - SN7330; ConvF(8.59, 7.74, 7.54) @ 1880 MHz; Calibrated: 2024-01-22
- Sensor-Surface: 1.4mm (Mechanical Surface Detection)
- Phantom: Twin-SAM V5.0 (Middle); Phantom section: Flat Section ; Type: QD 000 P40 CD
- Measurement SW: DASY52, Version 52.10 (4); SEMCAD X Version 14.6.14 (7501)

Rear/QPSK RB 108/54 ch.376000/Area Scan (8x14x1): Measurement grid: dx=15mm, dy=15mm

Maximum value of SAR (measured) = 0.410 W/kg

Rear/QPSK RB 108/54 ch.376000/Zoom Scan (6x6x7)/Cube 0: Measurement grid: dx=7mm, dy=7mm, dz=5mm

Reference Value = 15.92 V/m; Power Drift = 0.16 dB
Peak SAR (extrapolated) = 0.794 W/kg
SAR(1 g) = 0.399 W/kg; SAR(10 g) = 0.191 W/kg
Smallest distance from peaks to all points 3 dB below = 7.9 mm
Ratio of SAR at M2 to SAR at M1 = 55.2%
Maximum value of SAR (measured) = 0.596 W/kg

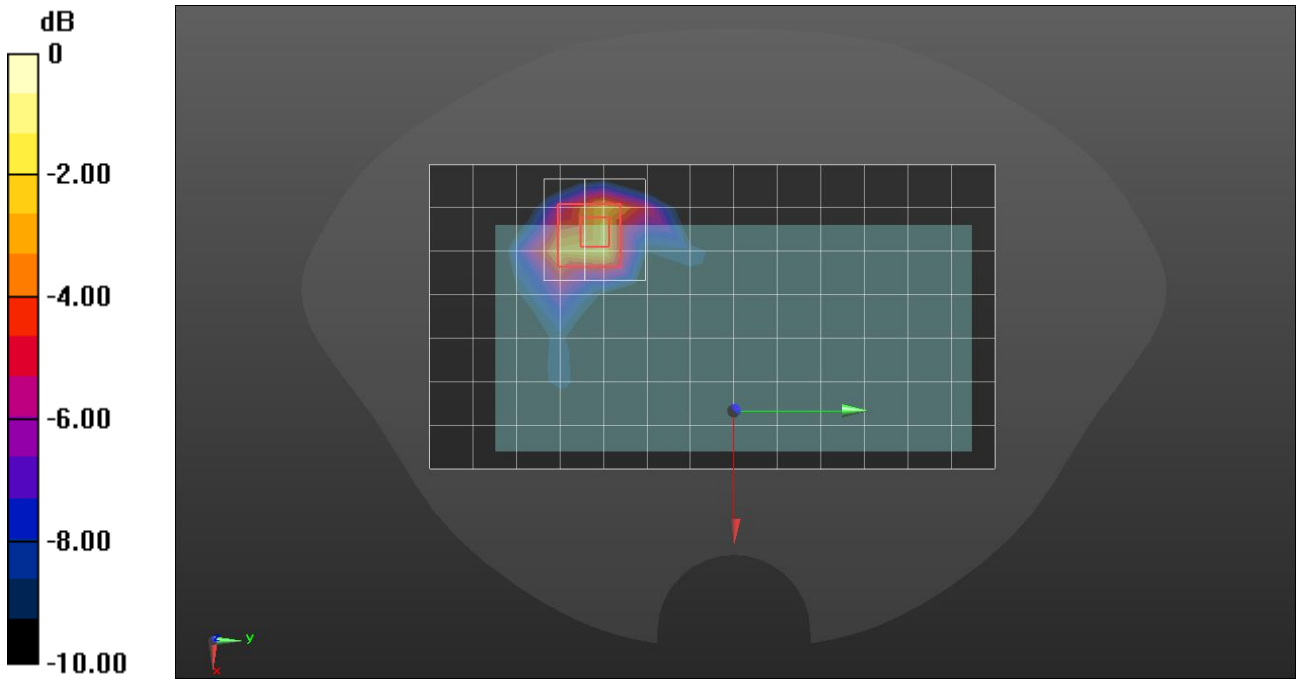

0 dB = 0.596 W/kg = −2.25 dBW/kg

NR Band n25

Frequency: 1882.5 MHz; Communication System Channel Number: 376500; Duty Cycle: 1:1
Room Ambient Temperature: 23.0°C; Liquid Temperature: 22.0°C
Medium parameters used (interpolated): f = 1882.5 MHz; σ = 1.437 S/m; ε_r = 39.571; ρ = 1000 kg/m^3

DASY5 Configuration:
- Area Scan Setting: Find Secondary Maximum Within: 2.0 dB and with a peak SAR value greater than 0.012W/kg
- Electronics: DAE4 Sn1591; Calibrated: 2024-02-16
- Probe: EX3DV4 - SN7330; ConvF(8.59, 7.74, 7.54) @ 1882.5 MHz; Calibrated: 2024-01-22
- Sensor-Surface: 1.4mm (Mechanical Surface Detection)
- Phantom: Twin-SAM V5.0 (Middle); Phantom section: Left Section ; Type: QD 000 P40 CD
- Measurement SW: DASY52, Version 52.10 (4); SEMCAD X Version 14.6.14 (7501)

LHS Touch/QPSK RB 108/54 ch.376500/Area Scan (8x13x1): Measurement grid: dx=15mm, dy=15mm

Maximum value of SAR (measured) = 0.269 W/kg

LHS Touch/QPSK RB 108/54 ch.376500/Zoom Scan (5x5x7)/Cube 0: Measurement grid: dx=8mm, dy=8mm, dz=5mm

Reference Value = 13.93 V/m; Power Drift = 0.03 dB
Peak SAR (extrapolated) = 0.335 W/kg
SAR(1 g) = 0.215 W/kg; SAR(10 g) = 0.136 W/kg
Smallest distance from peaks to all points 3 dB below = 13.9 mm
Ratio of SAR at M2 to SAR at M1 = 64%
Maximum value of SAR (measured) = 0.289 W/kg

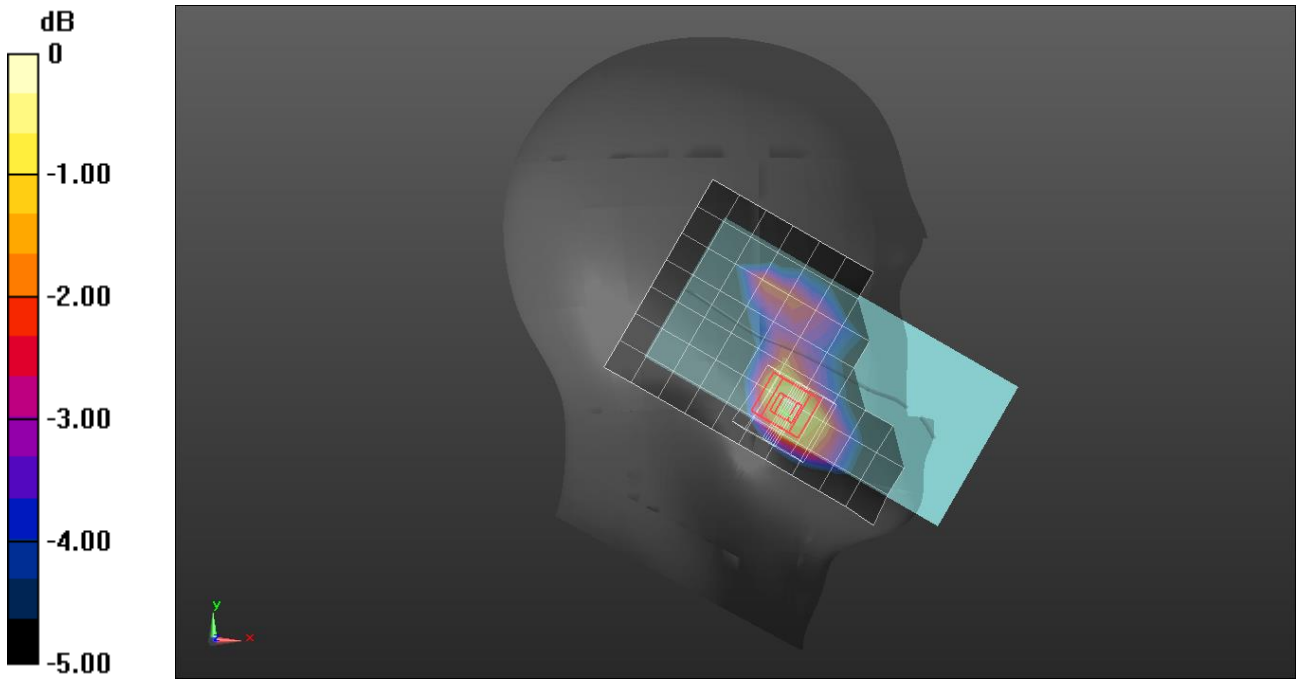

0 dB = 0.289 W/kg = −5.39 dBW/kg

NR Band n25

Frequency: 1882.5 MHz; Communication System Channel Number: 376500; Duty Cycle: 1:1
Room Ambient Temperature: 23.0°C; Liquid Temperature: 22.0°C
Medium parameters used (interpolated): f = 1882.5 MHz; σ = 1.437 S/m; ε_r = 39.571; ρ = 1000 kg/m^3

DASY5 Configuration:
- Area Scan Setting: Find Secondary Maximum Within: 2.0 dB and with a peak SAR value greater than 0.012W/kg
- Electronics: DAE4 Sn1591; Calibrated: 2024-02-16
- Probe: EX3DV4 - SN7330; ConvF(8.59, 7.74, 7.54) @ 1882.5 MHz; Calibrated: 2024-01-22
- Sensor-Surface: 1.4mm (Mechanical Surface Detection)
- Phantom: Twin-SAM V5.0 (Middle); Phantom section: Flat Section ; Type: QD 000 P40 CD
- Measurement SW: DASY52, Version 52.10 (4); SEMCAD X Version 14.6.14 (7501)

Bottom/QPSK RB 108/54 ch.376500/Area Scan (9x5x1): Measurement grid: dx=15mm, dy=15mm
Maximum value of SAR (measured) = 0.410 W/kg

Bottom/QPSK RB 108/54 ch.376500/Zoom Scan (5x5x7)/Cube 0: Measurement grid: dx=8mm, dy=8mm, dz=5mm
Reference Value = 16.20 V/m; Power Drift = 0.02 dB
Peak SAR (extrapolated) = 0.486 W/kg
SAR(1 g) = 0.283 W/kg; SAR(10 g) = 0.161 W/kg
Smallest distance from peaks to all points 3 dB below = 13.2 mm
Ratio of SAR at M2 to SAR at M1 = 59.1%
Maximum value of SAR (measured) = 0.410 W/kg

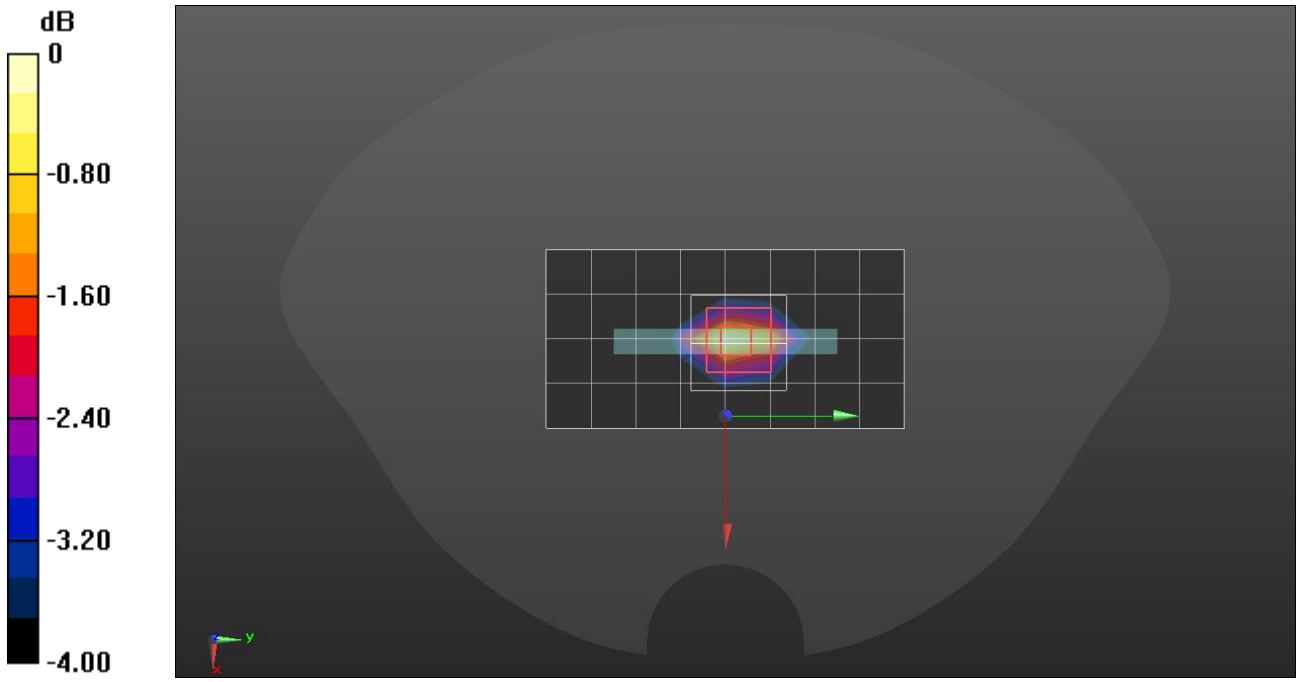

0 dB = 0.410 W/kg = −3.87 dBW/kg

Band n5: 5G NR (DFT-s-OFDM, 1 RB, 20 MHz, QPSK, 15 kHz), CHEEK

Room Ambient Temperature: 23.0℃, Liquid Temperature: 22.0℃

Exposure Conditions

Band	Band n5	**TSL Permittivity**	42.7
Frequency [MHz] / Channel Number	836.5 / 167300	**TSL Conductivity [S/m]**	0.905
Group / UID	5G NR FR1 FDD / 10931-AAC	**Phantom Section / TSL**	RightHead / HSL
Conversion Factor	10.11	**Test Distance [mm]**	0.00

DASY Configuration

Probe | Calibration Date	EX3DV4 - SN7330 | 2024-01-22	**Phantom**	Twin-SAM V8.0 (30deg probe tilt)
DAE | Calibration Date	DAE4 Sn1447 | 2024-03-13	**TSL Type**	HBBL-600-10000
Software Version	16.2.2.1588		

Scan Setup

	Area Scan	**Zoom Scan**
Grid Extents [mm]	120.0 x 210.0	30.0 x 30.0 x 30.0
Grid Steps [mm]	15.0 x 15.0	6.0 x 6.0 x 1.5
Sensor Surface [mm]	3.0	1.4

Measurement Results

	Area Scan	**Zoom Scan**
psSAR1g [W/Kg]	0.268	**0.298**
psSAR10g [W/Kg]	0.185	**0.233**
Power Drift [dB]		-0.02
Dist 3dB Peak [mm]		24.3
M2/M1 [%]		91.5

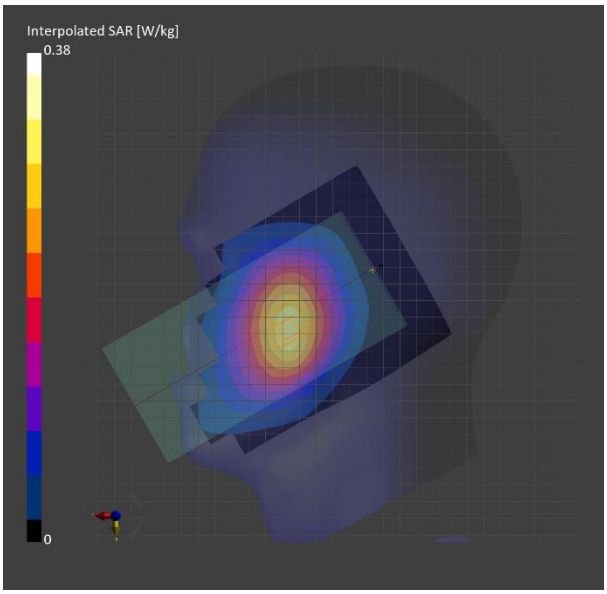

Band n5: 5G NR (DFT-s-OFDM, 50% RB, 20 MHz, QPSK, 15 kHz), BACK

Room Ambient Temperature: 23.0℃, Liquid Temperature: 22.0℃

Exposure Conditions

Band	Band n5	**TSL Permittivity**	42.7
Frequency [MHz] / Channel Number	836.5 / 167300	**TSL Conductivity [S/m]**	0.905
Group / UID	5G NR FR1 FDD / 10939-AAC	**Phantom Section / TSL**	Flat / HSL
Conversion Factor	10.11	**Test Distance [mm]**	10.00

DASY Configuration

Probe | Calibration Date	EX3DV4 - SN7330 | 2024-01-22	**Phantom**	Twin-SAM V8.0 (30deg probe tilt)
DAE | Calibration Date	DAE4 Sn1447 | 2024-03-13	**TSL Type**	HBBL-600-10000
Software Version	16.2.2.1588		

Scan Setup

	Area Scan	**Zoom Scan**
Grid Extents [mm]	120.0 x 210.0	30.0 x 30.0 x 30.0
Grid Steps [mm]	15.0 x 15.0	6.0 x 6.0 x 1.5
Sensor Surface [mm]	3.0	1.4

Measurement Results

	Area Scan	**Zoom Scan**
psSAR1g [W/Kg]	0.436	**0.454**
psSAR10g [W/Kg]	0.284	**0.278**
Power Drift [dB]		-0.01
Dist 3dB Peak [mm]		12.0
M2/M1 [%]		83.1

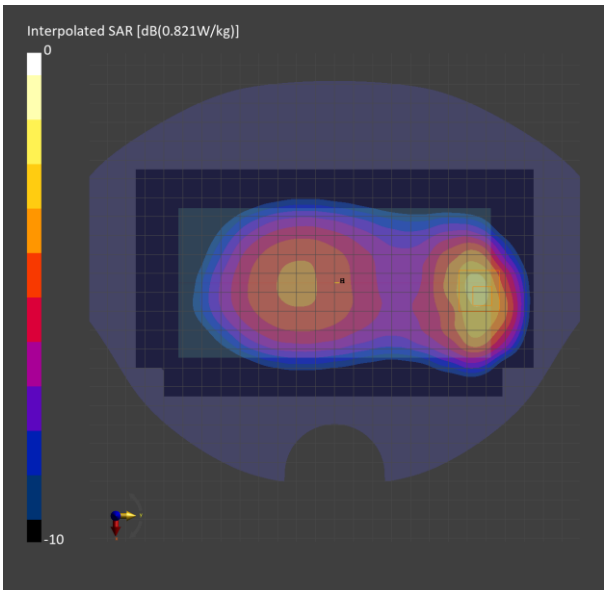

Band n30: 5G NR (DFT-s-OFDM, 50% RB, 10 MHz, QPSK, 15 kHz), CHEEK

Room Ambient Temperature: 23.0℃, Liquid Temperature: 22.0℃

Exposure Conditions

Band	Band n30	**TSL Permittivity**	39.7
Frequency [MHz] / Channel Number	2310.0 / 462000	**TSL Conductivity [S/m]**	1.69
Group / UID	5G NR FR1 FDD / 10937-AAD	**Phantom Section / TSL**	LeftHead / HSL
Conversion Factor	7.36	**Test Distance [mm]**	0.00

DASY Configuration

Probe | Calibration Date	EX3DV4 - SN7646 | 2024-03-15	**Phantom**	Twin-SAM V8.0 (30deg probe tilt)
DAE | Calibration Date	DAE4 Sn1670 | 2024-05-15	**TSL Type**	HBBL-600-10000
Software Version	16.2.2.1588		

Scan Setup

	Area Scan	Zoom Scan
Grid Extents [mm]	120.0 x 200.0	30.0 x 30.0 x 30.0
Grid Steps [mm]	10.0 x 10.0	5.0 x 5.0 x 1.5
Sensor Surface [mm]	3.0	1.4

Measurement Results

	Area Scan	Zoom Scan
psSAR1g [W/Kg]	0.213	**0.227**
psSAR10g [W/Kg]	0.116	**0.134**
Power Drift [dB]		-0.13
Dist 3dB Peak [mm]		13.1
M2/M1 [%]		89.1

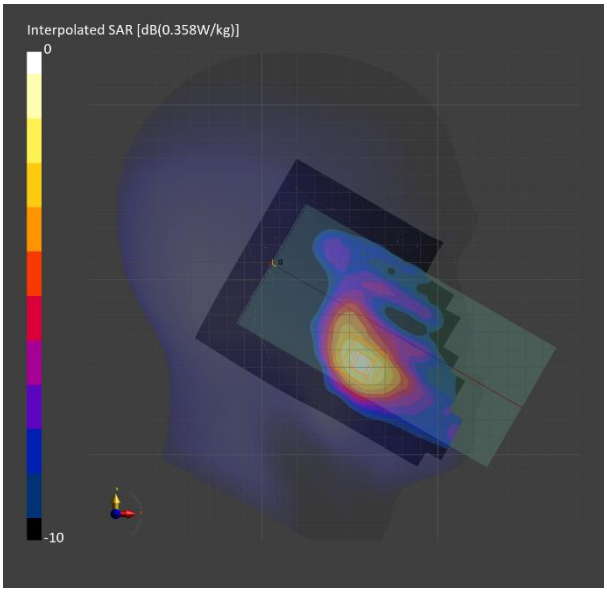

Band n30: 5G NR (DFT-s-OFDM, 50% RB, 10 MHz, QPSK, 15 kHz), BACK

Room Ambient Temperature: 23.0℃, Liquid Temperature: 22.0℃

Exposure Conditions

Band	Band n30	**TSL Permittivity**	40.6
Frequency [MHz] / Channel Number	2310.0 / 462000	**TSL Conductivity [S/m]**	1.64
Group / UID	5G NR FR1 FDD / 10937-AAD	**Phantom Section / TSL**	Flat / HSL
Conversion Factor	7.36	**Test Distance [mm]**	10.00

DASY Configuration

Probe | Calibration Date	EX3DV4 - SN7646 | 2024-03-15	**Phantom**	Twin-SAM V8.0 (30deg probe tilt)
DAE | Calibration Date	DAE4 Sn1670 | 2024-05-15	**TSL Type**	HBBL-600-10000
Software Version	16.2.2.1588		

Scan Setup

	Area Scan	**Zoom Scan**
Grid Extents [mm]	120.0 x 200.0	30.0 x 30.0 x 30.0
Grid Steps [mm]	10.0 x 10.0	5.0 x 5.0 x 1.5
Sensor Surface [mm]	3.0	1.4

Measurement Results

	Area Scan	**Zoom Scan**
psSAR1g [W/Kg]	0.306	**0.305**
psSAR10g [W/Kg]	0.171	**0.171**
Power Drift [dB]		-0.11
Dist 3dB Peak [mm]		11.5
M2/M1 [%]		78.1

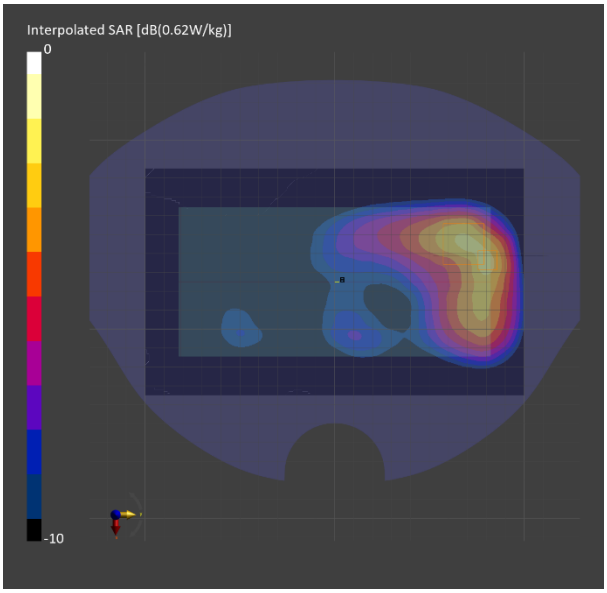

Band n41: 5G NR (DFT-s-OFDM, 1 RB, 100 MHz, QPSK, 30 kHz), CHEEK

Room Ambient Temperature: 23.0℃, Liquid Temperature: 22.0℃

Exposure Conditions

Band	Band n41	**TSL Permittivity**	39.5
Frequency [MHz] / Channel Number	2593.0 / 518598	**TSL Conductivity [S/m]**	1.89
Group / UID	5G NR FR1 TDD / 10866-AAF	**Phantom Section / TSL**	LeftHead / HSL
Conversion Factor	7.11	**Test Distance [mm]**	0.00

DASY Configuration

Probe | Calibration Date	EX3DV4 - SN7646 | 2024-03-15	**Phantom**	Twin-SAM V8.0 (30deg probe tilt)
DAE | Calibration Date	DAE4 Sn1670 | 2024-05-15	**TSL Type**	HBBL-600-10000
Software Version	16.2.2.1588		

Scan Setup

	Area Scan	Zoom Scan
Grid Extents [mm]	120.0 x 200.0	30.0 x 30.0 x 30.0
Grid Steps [mm]	10.0 x 10.0	5.0 x 5.0 x 1.5
Sensor Surface [mm]	3.0	1.4

Measurement Results

	Area Scan	Zoom Scan
psSAR1g [W/Kg]	0.081	**0.081**
psSAR10g [W/Kg]	0.041	**0.044**
Power Drift [dB]		0.01
Dist 3dB Peak [mm]		9.0
M2/M1 [%]		89.3

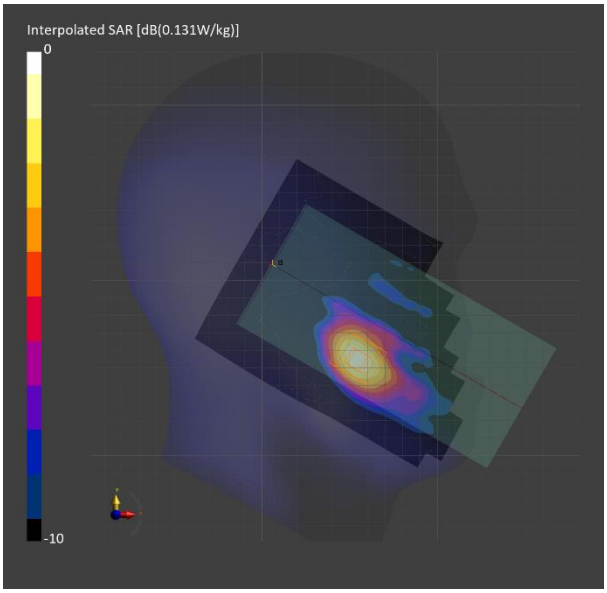

Band n41: 5G NR (DFT-s-OFDM, 1 RB, 100 MHz, QPSK, 30 kHz), BACK

Room Ambient Temperature: 23.0℃, Liquid Temperature: 22.0℃

Exposure Conditions

Band	Band n41	**TSL Permittivity**	38.4
Frequency [MHz] / Channel Number	2593.0 / 518598	**TSL Conductivity [S/m]**	1.92
Group / UID	5G NR FR1 TDD / 10866-AAF	**Phantom Section / TSL**	Flat / HSL
Conversion Factor	7.11	**Test Distance [mm]**	10.00

DASY Configuration

Probe | Calibration Date	EX3DV4 - SN7646 | 2024-03-15	**Phantom**	Twin-SAM V8.0 (30deg probe tilt)
DAE | Calibration Date	DAE4 Sn1670 | 2024-05-15	**TSL Type**	HBBL-600-10000
Software Version	16.2.2.1588		

Scan Setup

	Area Scan	**Zoom Scan**
Grid Extents [mm]	120.0 x 200.0	30.0 x 30.0 x 30.0
Grid Steps [mm]	10.0 x 10.0	5.0 x 5.0 x 1.5
Sensor Surface [mm]	3.0	1.4

Measurement Results

	Area Scan	**Zoom Scan**
psSAR1g [W/Kg]	0.145	**0.145**
psSAR10g [W/Kg]	0.070	**0.068**
Power Drift [dB]		0.00
Dist 3dB Peak [mm]		10.5
M2/M1 [%]		77.1

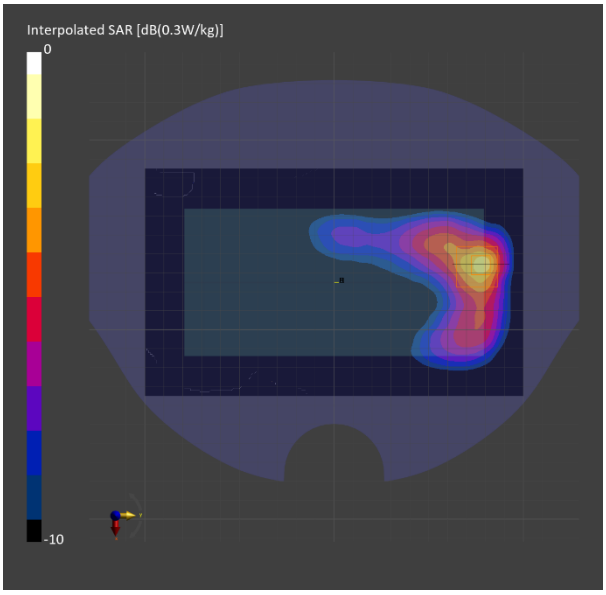

Band n48: 5G NR (DFT-s-OFDM, 50% RB, 40 MHz, QPSK, 30 kHz), CHEEK

Room Ambient Temperature: 23.0℃, Liquid Temperature: 22.0℃

Exposure Conditions

Band	Band n48	**TSL Permittivity**	38.1
Frequency [MHz] / Channel Number	3679.975 / 645332	**TSL Conductivity [S/m]**	3.12
Group / UID	5G NR FR1 TDD / 10913-AAD	**Phantom Section / TSL**	RightHead / HSL
Conversion Factor	6.97	**Test Distance [mm]**	0.00

DASY Configuration

Probe | Calibration Date	EX3DV4 - SN7314 | 2024-05-23	**Phantom**	Twin-SAM V8.0 (30deg probe tilt)
DAE | Calibration Date	DAE4 Sn1668 | 2024-04-18	**TSL Type**	HBBL-600-10000
Software Version	16.4.0.5005		

Scan Setup

	Area Scan	**Zoom Scan**
Grid Extents [mm]	120.0 x 200.0	28.0 x 28.0 x 28.0
Grid Steps [mm]	10.0 x 10.0	5.0 x 5.0 x 1.4
Sensor Surface [mm]	3.0	1.4

Measurement Results

	Area Scan	**Zoom Scan**
psSAR1g [W/Kg]	0.458	**0.508**
psSAR10g [W/Kg]	0.196	**0.208**
Power Drift [dB]		0.04
Dist 3dB Peak [mm]		8.6
M2/M1 [%]		73.1

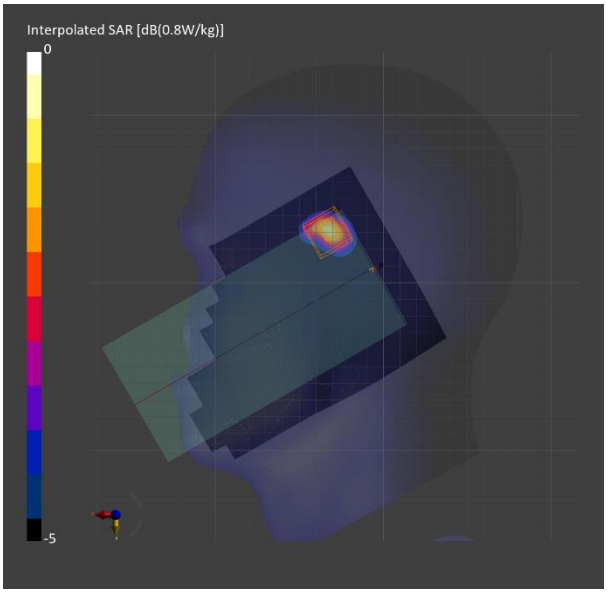

Band n48: 5G NR (DFT-s-OFDM, 1 RB, 40 MHz, QPSK, 30 kHz), BACK

Room Ambient Temperature: 23.0℃, Liquid Temperature: 22.0℃

Exposure Conditions

Band	Band n48	**TSL Permittivity**	38.1
Frequency [MHz] / Channel Number	3679.975 / 645332	**TSL Conductivity [S/m]**	3.12
Group / UID	5G NR FR1 TDD / 10903-AAD	**Phantom Section / TSL**	Flat / HSL
Conversion Factor	6.97	**Test Distance [mm]**	10.00

DASY Configuration

Probe | Calibration Date	EX3DV4 - SN7314 | 2024-05-23	**Phantom**	Twin-SAM V8.0 (30deg probe tilt)
DAE | Calibration Date	DAE4 Sn1668 | 2024-04-18	**TSL Type**	HBBL-600-10000
Software Version	16.4.0.5005		

Scan Setup

	Area Scan	**Zoom Scan**
Grid Extents [mm]	120.0 x 200.0	28.0 x 28.0 x 28.0
Grid Steps [mm]	10.0 x 10.0	5.0 x 5.0 x 1.4
Sensor Surface [mm]	3.0	1.4

Measurement Results

	Area Scan	**Zoom Scan**
psSAR1g [W/Kg]	0.467	**0.488**
psSAR10g [W/Kg]	0.197	**0.199**
Power Drift [dB]		-0.04
Dist 3dB Peak [mm]		7.9
M2/M1 [%]		73.6

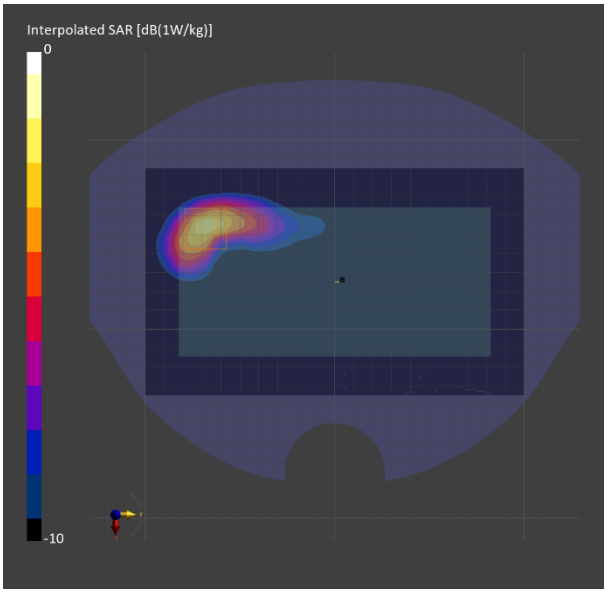

Custom Band: CW, CHEEK

Room Ambient Temperature: 23.0℃, Liquid Temperature: 22.0℃

Exposure Conditions

Band	Custom Band	**TSL Permittivity**	39.3
Frequency [MHz] / Channel Number	3680.000 / 3680000	**TSL Conductivity [S/m]**	2.98
Group / UID	CW / 0--	**Phantom Section / TSL**	LeftHead / HSL
Conversion Factor	6.97	**Test Distance [mm]**	0.00

DASY Configuration

Probe | Calibration Date	EX3DV4 - SN7314 | 2024-05-23	**Phantom**	Twin-SAM V8.0 (30deg probe tilt)
DAE | Calibration Date	DAE4 Sn1668 | 2024-04-18	**TSL Type**	HBBL-600-10000
Software Version	16.4.0.5005		

Scan Setup

	Area Scan	**Zoom Scan**
Grid Extents [mm]	120.0 x 200.0	28.0 x 28.0 x 28.0
Grid Steps [mm]	10.0 x 10.0	5.0 x 5.0 x 1.4
Sensor Surface [mm]	3.0	1.4

Measurement Results

	Area Scan	**Zoom Scan**
psSAR1g [W/Kg]	0.455	**0.466**
psSAR10g [W/Kg]	0.194	**0.190**
Power Drift [dB]		0.02
Dist 3dB Peak [mm]		9.1
M2/M1 [%]		73.8

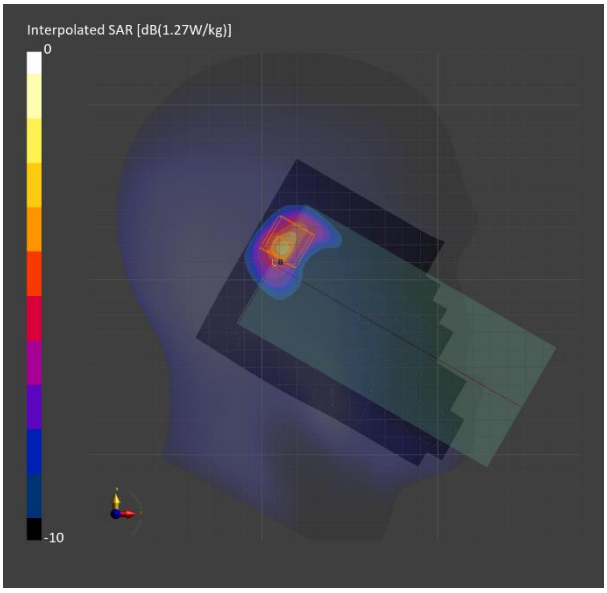

Custom Band: CW, BACK

Room Ambient Temperature: 23.0℃, Liquid Temperature: 22.0℃

Exposure Conditions

Band	Custom Band	**TSL Permittivity**	39.3
Frequency [MHz] / Channel Number	3680.000 / 3680000	**TSL Conductivity [S/m]**	2.98
Group / UID	CW / 0--	**Phantom Section / TSL**	Flat / HSL
Conversion Factor	6.97	**Test Distance [mm]**	10.00

DASY Configuration

Probe | Calibration Date	EX3DV4 - SN7314 | 2024-05-23	**Phantom**	Twin-SAM V8.0 (30deg probe tilt)
DAE | Calibration Date	DAE4 Sn1668 | 2024-04-18	**TSL Type**	HBBL-600-10000
Software Version	16.4.0.5005		

Scan Setup

	Area Scan	Zoom Scan
Grid Extents [mm]	120.0 x 200.0	28.0 x 28.0 x 28.0
Grid Steps [mm]	10.0 x 10.0	5.0 x 5.0 x 1.4
Sensor Surface [mm]	3.0	1.4

Measurement Results

	Area Scan	Zoom Scan
psSAR1g [W/Kg]	0.317	**0.330**
psSAR10g [W/Kg]	0.143	**0.146**
Power Drift [dB]		0.02
Dist 3dB Peak [mm]		12.8
M2/M1 [%]		77.0

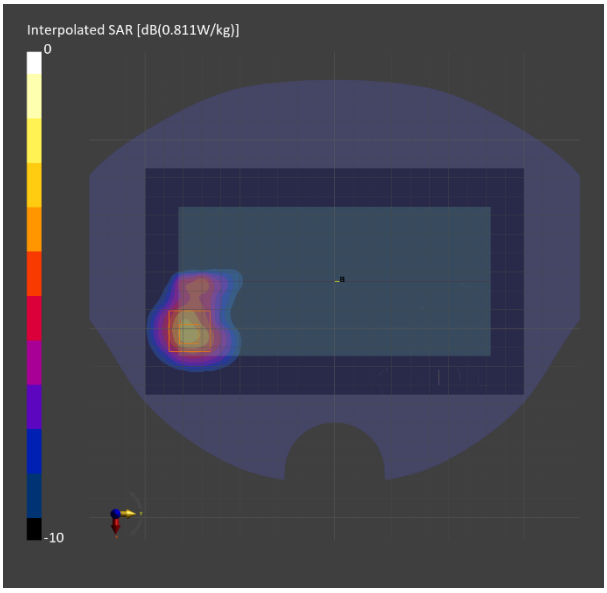

NR Band n66

Frequency: 1745 MHz; Communication System Channel Number: 349000; Duty Cycle: 1:1
Room Ambient Temperature: 23.0°C; Liquid Temperature: 22.0°C
Medium parameters used (interpolated): f = 1745 MHz; σ = 1.389 S/m; ε_r = 41.281; ρ = 1000 kg/m^3

DASY5 Configuration:
- Area Scan Setting: Find Secondary Maximum Within: 2.0 dB and with a peak SAR value greater than 0.012W/kg
- Electronics: DAE4 Sn1343; Calibrated: 2024-07-12
- Probe: EX3DV4 - SN7376; ConvF(7.91, 8.12, 8.37) @ 1745 MHz; Calibrated: 2024-07-17
- Sensor-Surface: 1.4mm (Mechanical Surface Detection)
- Phantom: Twin-SAM V5.0 (Right); Phantom section: Right Section ; Type: QD 000 P40 CD
- Measurement SW: DASY52, Version 52.10 (4); SEMCAD X Version 14.6.14 (7501)

RHS Touch/QPSK RB 108/54 ch.349000/Area Scan (8x14x1): Measurement grid: dx=15mm, dy=15mm
Maximum value of SAR (measured) = 0.241 W/kg

RHS Touch/QPSK RB 108/54 ch.349000/Zoom Scan (5x5x7)/Cube 0: Measurement grid: dx=8mm, dy=8mm, dz=5mm
Reference Value = 12.70 V/m; Power Drift = 0.15 dB
Peak SAR (extrapolated) = 0.260 W/kg
SAR(1 g) = 0.185 W/kg; SAR(10 g) = 0.119 W/kg
Smallest distance from peaks to all points 3 dB below = 13.2 mm
Ratio of SAR at M2 to SAR at M1 = 74.4%
Maximum value of SAR (measured) = 0.230 W/kg

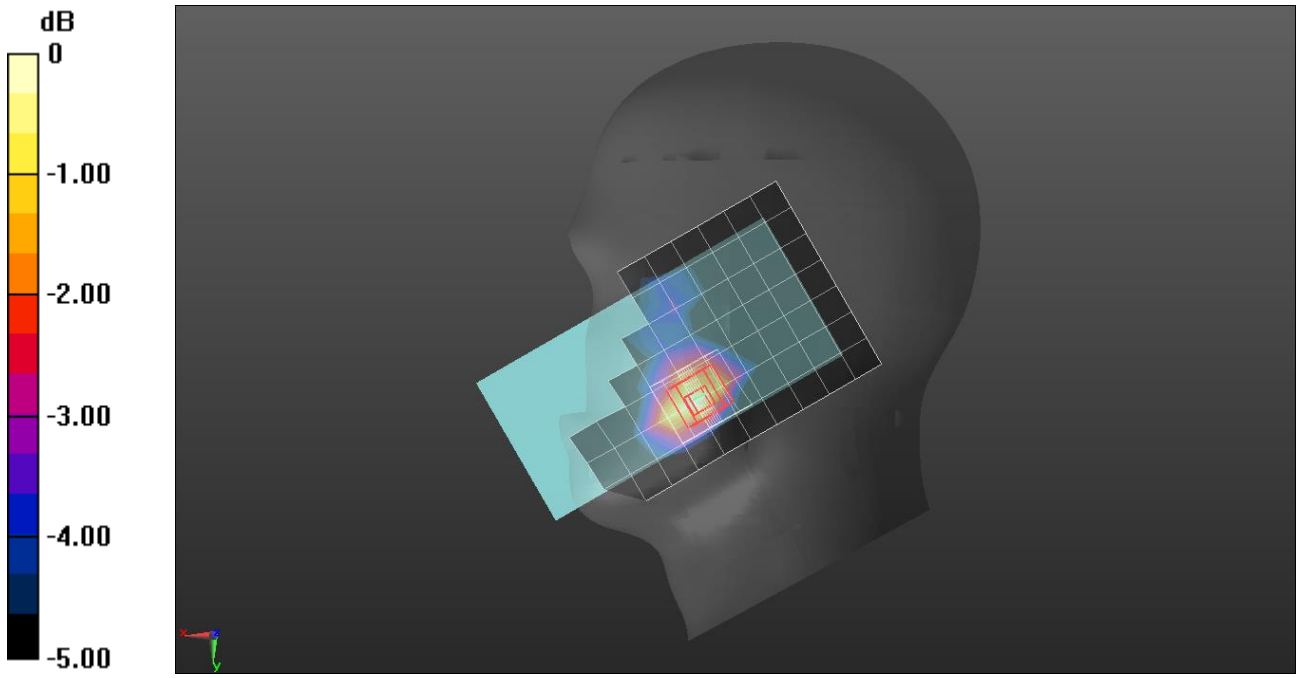

0 dB = 0.230 W/kg = −6.38 dBW/kg

NR Band n66

Frequency: 1745 MHz; Communication System Channel Number: 349000; Duty Cycle: 1:1
Room Ambient Temperature: 23.0°C; Liquid Temperature: 22.0°C
Medium parameters used (interpolated): f = 1745 MHz; σ = 1.389 S/m; ε_r = 41.281; ρ = 1000 kg/m^3

DASY5 Configuration:
- Area Scan Setting: Find Secondary Maximum Within: 2.0 dB and with a peak SAR value greater than 0.012W/kg
- Electronics: DAE4 Sn1343; Calibrated: 2024-07-12
- Probe: EX3DV4 - SN7376; ConvF(7.91, 8.12, 8.37) @ 1745 MHz; Calibrated: 2024-07-17
- Sensor-Surface: 1.4mm (Mechanical Surface Detection)
- Phantom: Twin-SAM V5.0 (Right); Phantom section: Flat Section ; Type: QD 000 P40 CD
- Measurement SW: DASY52, Version 52.10 (4); SEMCAD X Version 14.6.14 (7501)

Rear/QPSK RB 108/54 ch.349000/Area Scan (8x14x1): Measurement grid: dx=15mm, dy=15mm

Maximum value of SAR (measured) = 0.339 W/kg

Rear/QPSK RB 108/54 ch.349000/Zoom Scan (6x5x7)/Cube 0: Measurement grid: dx=8mm, dy=8mm, dz=5mm

Reference Value = 14.85 V/m; Power Drift = 0.04 dB
Peak SAR (extrapolated) = 0.418 W/kg
SAR(1 g) = 0.239 W/kg; SAR(10 g) = 0.144 W/kg
Smallest distance from peaks to all points 3 dB below = 10.1 mm
Ratio of SAR at M2 to SAR at M1 = 54.6%
Maximum value of SAR (measured) = 0.336 W/kg

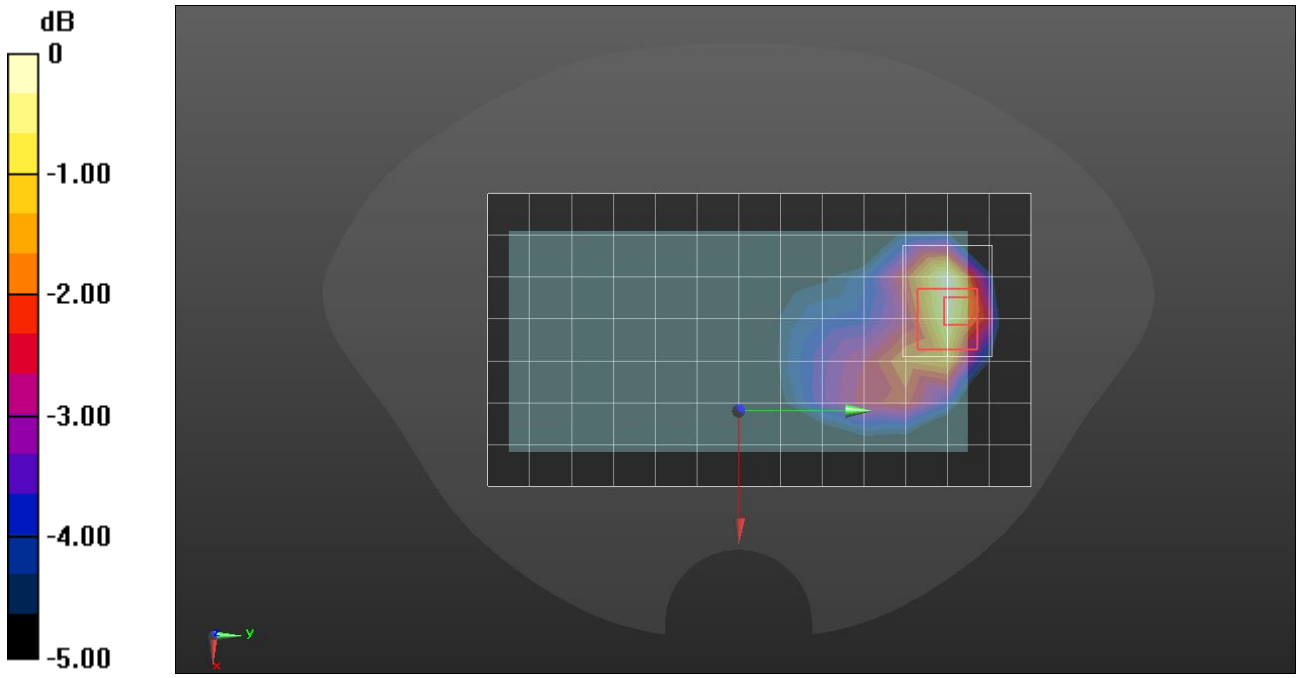

0 dB = 0.336 W/kg = −4.74 dBW/kg

NR Band n66

Frequency: 1745 MHz; Communication System Channel Number: 349000; Duty Cycle: 1:1
Room Ambient Temperature: 23.0°C; Liquid Temperature: 22.0°C
Medium parameters used (interpolated): f = 1745 MHz; σ = 1.401 S/m; ε_r = 41.158; ρ = 1000 kg/m^3

DASY5 Configuration:
- Area Scan Setting: Find Secondary Maximum Within: 2.0 dB and with a peak SAR value greater than 0.012W/kg
- Electronics: DAE4 Sn1343; Calibrated: 2024-07-12
- Probe: EX3DV4 - SN7652; ConvF(8.61, 8.53, 8.73) @ 1745 MHz; Calibrated: 2024-04-22
- Sensor-Surface: 1.4mm (Mechanical Surface Detection)
- Phantom: Twin-SAM V5.0 (Right); Phantom section: Left Section ; Type: QD 000 P40 CD
- Measurement SW: DASY52, Version 52.10 (4); SEMCAD X Version 14.6.14 (7501)

LHS Touch/QPSK RB 1/107 ch.349000/Area Scan (8x13x1): Measurement grid: dx=15mm, dy=15mm

Maximum value of SAR (measured) = 0.214 W/kg

LHS Touch/QPSK RB 1/107 ch.349000/Zoom Scan (5x5x7)/Cube 0: Measurement grid: dx=8mm, dy=8mm, dz=5mm

Reference Value = 12.02 V/m; Power Drift = -0.01 dB
Peak SAR (extrapolated) = 0.255 W/kg
SAR(1 g) = 0.143 W/kg; SAR(10 g) = 0.081 W/kg
Smallest distance from peaks to all points 3 dB below = 9.7 mm
Ratio of SAR at M2 to SAR at M1 = 60.5%
Maximum value of SAR (measured) = 0.203 W/kg

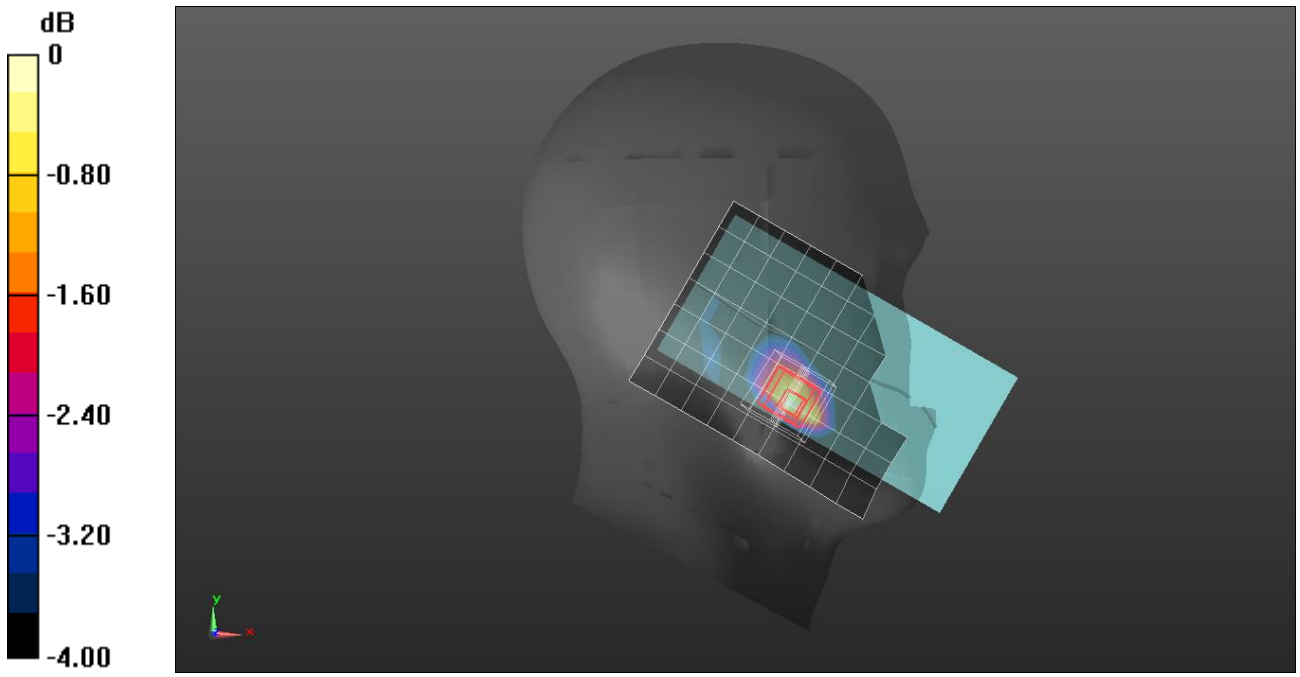

0 dB = 0.203 W/kg = −6.93 dBW/kg

NR Band n66

Frequency: 1745 MHz; Communication System Channel Number: 349000; Duty Cycle: 1:1
Room Ambient Temperature: 23.0°C; Liquid Temperature: 22.0°C
Medium parameters used (interpolated): f = 1745 MHz; σ = 1.401 S/m; ε_r = 41.158; ρ = 1000 kg/m^3

DASY5 Configuration:
- Area Scan Setting: Find Secondary Maximum Within: 2.0 dB and with a peak SAR value greater than 0.012W/kg
- Electronics: DAE4 Sn1343; Calibrated: 2024-07-12
- Probe: EX3DV4 - SN7652; ConvF(8.61, 8.53, 8.73) @ 1745 MHz; Calibrated: 2024-04-22
- Sensor-Surface: 1.4mm (Mechanical Surface Detection)
- Phantom: Twin-SAM V5.0 (Right); Phantom section: Flat Section ; Type: QD 000 P40 CD
- Measurement SW: DASY52, Version 52.10 (4); SEMCAD X Version 14.6.14 (7501)

Left/QPSK RB 108/54 ch.349000/Area Scan (14x5x1): Measurement grid: dx=15mm, dy=15mm

Maximum value of SAR (measured) = 0.422 W/kg

Left/QPSK RB 108/54 ch.349000/Zoom Scan (5x5x7)/Cube 0: Measurement grid: dx=8mm, dy=8mm, dz=5mm

Reference Value = 16.61 V/m; Power Drift = 0.15 dB
Peak SAR (extrapolated) = 0.553 W/kg
SAR(1 g) = 0.303 W/kg; SAR(10 g) = 0.158 W/kg
Smallest distance from peaks to all points 3 dB below = 9.6 mm
Ratio of SAR at M2 to SAR at M1 = 56.7%
Maximum value of SAR (measured) = 0.467 W/kg

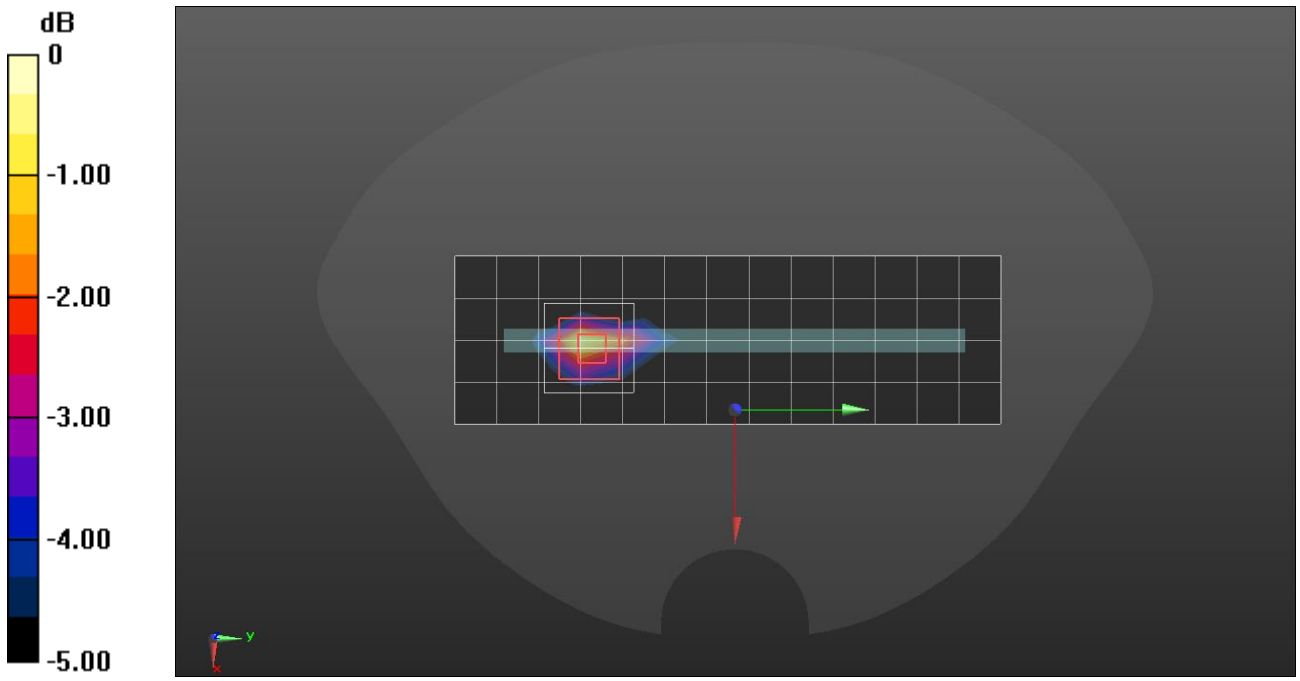

0 dB = 0.467 W/kg = −3.31 dBW/kg

NR Band n70

Frequency: 1702.5 MHz; Communication System Channel Number: 340500; Duty Cycle: 1:1
Room Ambient Temperature: 23.0°C; Liquid Temperature: 22.0°C
Medium parameters used (interpolated): f = 1702.5 MHz; σ = 1.344 S/m; ε_r = 39.838; ρ = 1000 kg/m^3

DASY5 Configuration:
- Area Scan Setting: Find Secondary Maximum Within: 2.0 dB and with a peak SAR value greater than 0.012W/kg
- Electronics: DAE4 Sn1591; Calibrated: 2024-02-16
- Probe: EX3DV4 - SN7330; ConvF(8.74, 7.87, 7.65) @ 1702.5 MHz; Calibrated: 2024-01-22
- Sensor-Surface: 1.4mm (Mechanical Surface Detection)
- Phantom: Twin-SAM V5.0 (Middle); Phantom section: Right Section ; Type: QD 000 P40 CD
- Measurement SW: DASY52, Version 52.10 (4); SEMCAD X Version 14.6.14 (7501)

RHS Touch/QPSK RB 1/77 ch.340500/Area Scan (8x14x1): Measurement grid: dx=15mm, dy=15mm
Maximum value of SAR (measured) = 0.321 W/kg

RHS Touch/QPSK RB 1/77 ch.340500/Zoom Scan (5x5x7)/Cube 0: Measurement grid: dx=8mm, dy=8mm, dz=5mm
Reference Value = 14.95 V/m; Power Drift = -0.07 dB
Peak SAR (extrapolated) = 0.376 W/kg
SAR(1 g) = 0.251 W/kg; SAR(10 g) = 0.159 W/kg
Smallest distance from peaks to all points 3 dB below = 12.3 mm
Ratio of SAR at M2 to SAR at M1 = 69.4%
Maximum value of SAR (measured) = 0.327 W/kg



0 dB = 0.327 W/kg = −4.85 dBW/kg

NR Band n70

Frequency: 1702.5 MHz; Communication System Channel Number: 340500; Duty Cycle: 1:1
Room Ambient Temperature: 23.0°C; Liquid Temperature: 22.0°C
Medium parameters used (interpolated): f = 1702.5 MHz; σ = 1.376 S/m; ε_r = 41.268; ρ = 1000 kg/m^3

DASY5 Configuration:
- Area Scan Setting: Find Secondary Maximum Within: 2.0 dB and with a peak SAR value greater than 0.012W/kg
- Electronics: DAE4 Sn1343; Calibrated: 2024-07-12
- Probe: EX3DV4 - SN7652; ConvF(8.61, 8.53, 8.73) @ 1702.5 MHz; Calibrated: 2024-04-22
- Sensor-Surface: 1.4mm (Mechanical Surface Detection)
- Phantom: Twin-SAM V5.0 (Right); Phantom section: Flat Section ; Type: QD 000 P40 CD
- Measurement SW: DASY52, Version 52.10 (4); SEMCAD X Version 14.6.14 (7501)

Rear/QPSK RB 36/21 ch.340500/Area Scan (8x14x1): Measurement grid: dx=15mm, dy=15mm

Maximum value of SAR (measured) = 0.478 W/kg

Rear/QPSK RB 36/21 ch.340500/Zoom Scan (7x6x7)/Cube 0: Measurement grid: dx=8mm, dy=8mm, dz=5mm

Reference Value = 17.98 V/m; Power Drift = -0.04 dB
Peak SAR (extrapolated) = 0.573 W/kg
SAR(1 g) = 0.361 W/kg; SAR(10 g) = 0.219 W/kg
Smallest distance from peaks to all points 3 dB below = 11.6 mm
Ratio of SAR at M2 to SAR at M1 = 63.2%
Maximum value of SAR (measured) = 0.494 W/kg

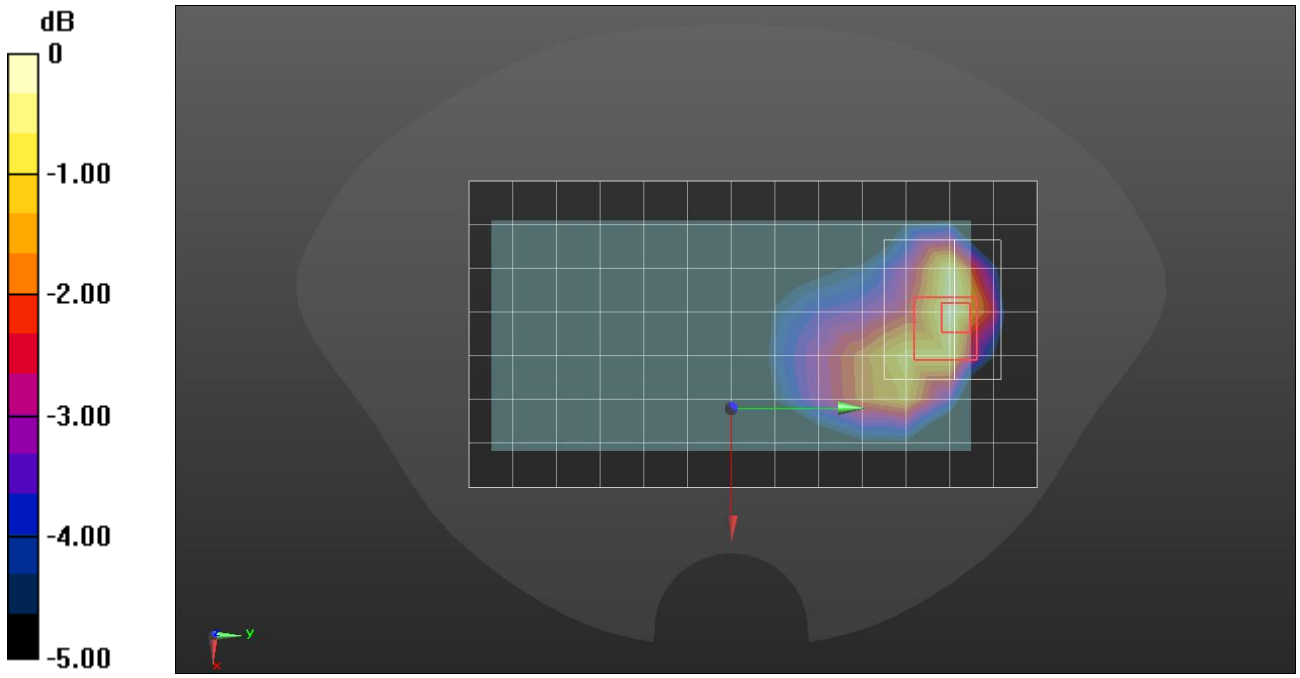

0 dB = 0.494 W/kg = −3.06 dBW/kg

Band n71: 5G NR (DFT-s-OFDM, 50% RB, 20 MHz, QPSK, 15 kHz), CHEEK

Room Ambient Temperature: 23.0℃, Liquid Temperature: 22.0℃

Exposure Conditions

Band	Band n71	**TSL Permittivity**	42.4
Frequency [MHz] / Channel Number	680.5 / 136100	**TSL Conductivity [S/m]**	0.859
Group / UID	5G NR FR1 FDD / 10939-AAC	**Phantom Section / TSL**	RightHead / HSL
Conversion Factor	10.3	**Test Distance [mm]**	0.00

DASY Configuration

Probe | Calibration Date	EX3DV4 - SN7330 | 2024-01-22	**Phantom**	Twin-SAM V8.0 (30deg probe tilt)
DAE | Calibration Date	DAE4 Sn1447 | 2024-03-13	**TSL Type**	HBBL-600-10000
Software Version	16.2.2.1588		

Scan Setup

	Area Scan	**Zoom Scan**
Grid Extents [mm]	120.0 x 210.0	30.0 x 30.0 x 30.0
Grid Steps [mm]	15.0 x 15.0	6.0 x 6.0 x 1.5
Sensor Surface [mm]	3.0	1.4

Measurement Results

	Area Scan	**Zoom Scan**
psSAR1g [W/Kg]	0.123	**0.134**
psSAR10g [W/Kg]	0.086	**0.106**
Power Drift [dB]		0.04
Dist 3dB Peak [mm]		24.1
M2/M1 [%]		92.3



Band n71: 5G NR (DFT-s-OFDM, 50% RB, 20 MHz, QPSK, 15 kHz, EDGE RIGHT

Room Ambient Temperature: 23.0℃, Liquid Temperature: 22.0℃

Exposure Conditions

Band	Band n71	**TSL Permittivity**	43.2
Frequency [MHz] / Channel Number	680.5 / 136100	**TSL Conductivity [S/m]**	0.878
Group / UID	5G NR FR1 FDD / 10939-AAC	**Phantom Section / TSL**	Flat / HSL
Conversion Factor	10.3	**Test Distance [mm]**	10.00

DASY Configuration

Probe | Calibration Date	EX3DV4 - SN7330 | 2024-01-22	**Phantom**	Twin-SAM V8.0 (30deg probe tilt)
DAE | Calibration Date	DAE4 Sn1447 | 2024-03-13	**TSL Type**	HBBL-600-10000
Software Version	16.2.2.1588		

Scan Setup

	Area Scan	**Zoom Scan**
Grid Extents [mm]	48.6 x 210.0	30.0 x 30.0 x 30.0
Grid Steps [mm]	8.1 x 15.0	6.0 x 6.0 x 1.5
Sensor Surface [mm]	3.0	1.4

Measurement Results

	Area Scan	**Zoom Scan**
psSAR1g [W/Kg]	0.261	**0.276**
psSAR10g [W/Kg]	0.183	**0.197**
Power Drift [dB]		-0.07
Dist 3dB Peak [mm]		> 15.0
M2/M1 [%]		88.6

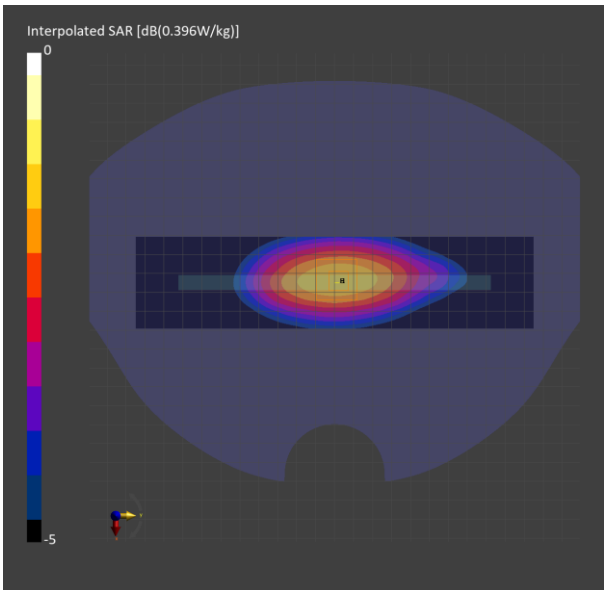

Band n77: 5G NR (DFT-s-OFDM, 1 RB, 100 MHz, QPSK, 30 kHz), CHEEK

Room Ambient Temperature: 23.0℃, Liquid Temperature: 22.0℃

Exposure Conditions

Band	Band n77	**TSL Permittivity**	38.4
Frequency [MHz] / Channel Number	3930.0 / 662000	**TSL Conductivity [S/m]**	3.42
Group / UID	5G NR FR1 TDD / 10866-AAF	**Phantom Section / TSL**	RightHead / HSL
Conversion Factor	6.36	**Test Distance [mm]**	0.00

DASY Configuration

Probe | Calibration Date	EX3DV4 - SN7651 | 2024-03-18	**Phantom**	Twin-SAM V8.0 (30deg probe tilt)
DAE | Calibration Date	DAE4 Sn1671 | 2024-04-18	**TSL Type**	HBBL-600-10000
Software Version	16.2.2.1588		

Scan Setup

	Area Scan	**Zoom Scan**
Grid Extents [mm]	120.0 x 200.0	28.0 x 28.0 x 28.0
Grid Steps [mm]	10.0 x 10.0	5.0 x 5.0 x 1.4
Sensor Surface [mm]	3.0	1.4

Measurement Results

	Area Scan	**Zoom Scan**
psSAR1g [W/Kg]	0.158	**0.166**
psSAR10g [W/Kg]	0.067	**0.065**
Power Drift [dB]		0.08
Dist 3dB Peak [mm]		9.3
M2/M1 [%]		75.2

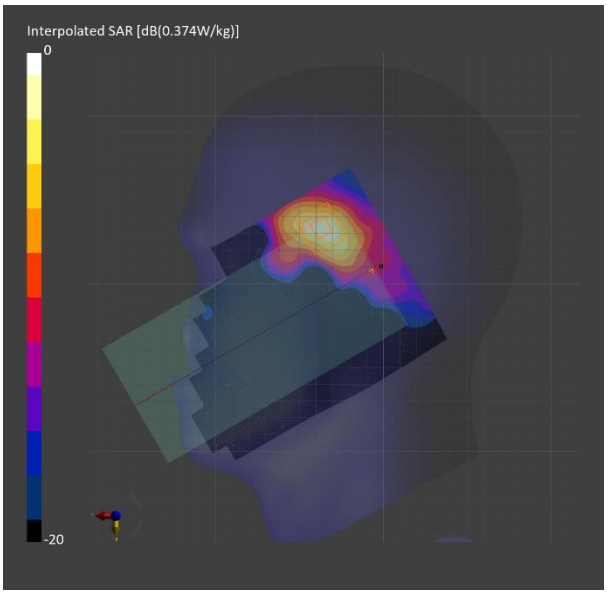

Band n77: 5G NR (DFT-s-OFDM, 1 RB, 100 MHz, QPSK, 30 kHz), BACK

Room Ambient Temperature: 23.0℃, Liquid Temperature: 22.0℃

Exposure Conditions

Band	Band n77	**TSL Permittivity**	38.3
Frequency [MHz] / Channel Number	3930.0 / 662000	**TSL Conductivity [S/m]**	3.22
Group / UID	5G NR FR1 TDD / 10866-AAF	**Phantom Section / TSL**	Flat / HSL
Conversion Factor	6.36	**Test Distance [mm]**	10.00

DASY Configuration

Probe | Calibration Date	EX3DV4 - SN7651 | 2024-03-18	**Phantom**	Twin-SAM V8.0 (30deg probe tilt)
DAE | Calibration Date	DAE4 Sn1671 | 2024-04-18	**TSL Type**	HBBL-600-10000
Software Version	16.2.2.1588		

Scan Setup

	Area Scan	**Zoom Scan**
Grid Extents [mm]	120.0 x 200.0	28.0 x 28.0 x 28.0
Grid Steps [mm]	10.0 x 10.0	5.0 x 5.0 x 1.4
Sensor Surface [mm]	3.0	1.4

Measurement Results

	Area Scan	**Zoom Scan**
psSAR1g [W/Kg]	0.241	**0.248**
psSAR10g [W/Kg]	0.094	**0.093**
Power Drift [dB]		0.03
Dist 3dB Peak [mm]		7.3
M2/M1 [%]		73.9

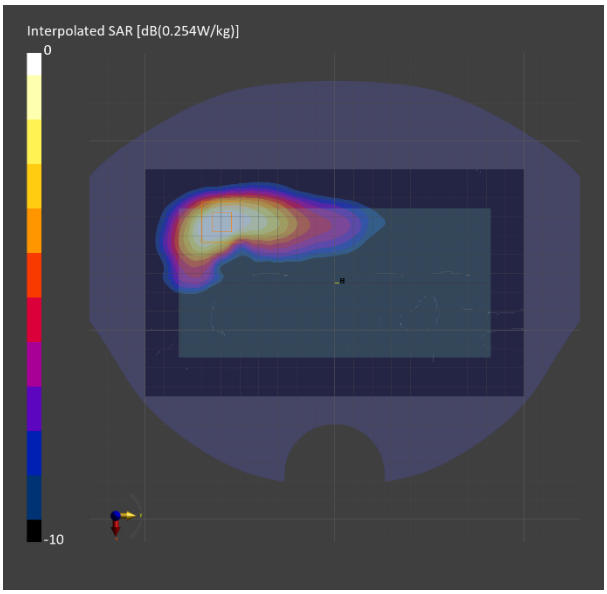

Custom Band: CW, TILT

Room Ambient Temperature: 23.0℃, Liquid Temperature: 22.0℃

Exposure Conditions

Band	Custom Band	**TSL Permittivity**	39.0
Frequency [MHz] / Channel Number	3500.0 / 3500000	**TSL Conductivity [S/m]**	2.97
Group / UID	CW / 0--	**Phantom Section / TSL**	LeftHead / HSL
Conversion Factor	6.64	**Test Distance [mm]**	0.00

DASY Configuration

Probe | Calibration Date	EX3DV4 - SN7651 | 2024-03-18	**Phantom**	Twin-SAM V8.0 (30deg probe tilt)
DAE | Calibration Date	DAE4 Sn1671 | 2024-04-18	**TSL Type**	HBBL-600-10000
Software Version	16.2.2.1588		

Scan Setup

	Area Scan	**Zoom Scan**
Grid Extents [mm]	120.0 x 200.0	28.0 x 28.0 x 28.0
Grid Steps [mm]	10.0 x 10.0	5.0 x 5.0 x 1.4
Sensor Surface [mm]	3.0	1.4

Measurement Results

	Area Scan	**Zoom Scan**
psSAR1g [W/Kg]	0.366	**0.354**
psSAR10g [W/Kg]	0.149	**0.149**
Power Drift [dB]		0.07
Dist 3dB Peak [mm]		10.1
M2/M1 [%]		79.1

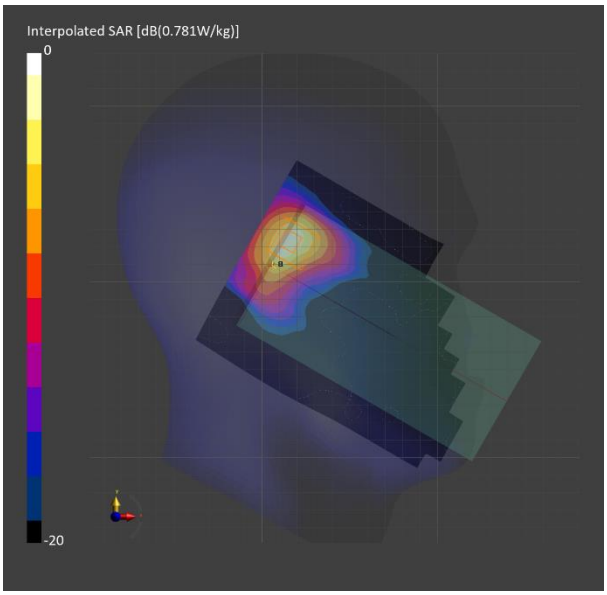

Custom Band: CW, EDGE TOP

Room Ambient Temperature: 23.0℃, Liquid Temperature: 22.0℃

Exposure Conditions

Band	Custom Band	**TSL Permittivity**	38.6
Frequency [MHz] / Channel Number	3750.0 / 3750000	**TSL Conductivity [S/m]**	3.22
Group / UID	CW / 0--	**Phantom Section / TSL**	Flat / HSL
Conversion Factor	6.25	**Test Distance [mm]**	10.00

DASY Configuration

Probe | Calibration Date	EX3DV4 - SN7651 | 2024-03-18	**Phantom**	Twin-SAM V8.0 (30deg probe tilt)
DAE | Calibration Date	DAE4 Sn1671 | 2024-04-18	**TSL Type**	HBBL-600-10000
Software Version	16.2.2.1588		

Scan Setup

	Area Scan	Zoom Scan
Grid Extents [mm]	48.6 x 120.0	28.0 x 28.0 x 28.0
Grid Steps [mm]	8.1 x 10.0	5.0 x 5.0 x 1.4
Sensor Surface [mm]	3.0	1.4

Measurement Results

	Area Scan	Zoom Scan
psSAR1g [W/Kg]	0.176	**0.174**
psSAR10g [W/Kg]	0.079	**0.078**
Power Drift [dB]		-0.15
Dist 3dB Peak [mm]		13.2
M2/M1 [%]		73.9

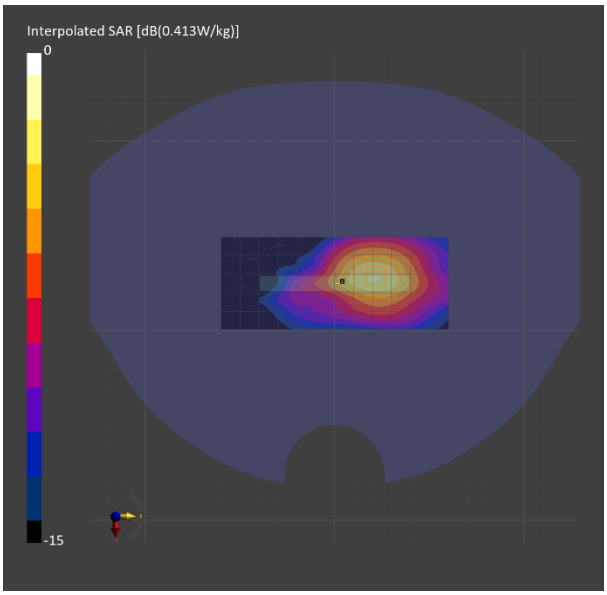

WLAN 2.4GHz: IEEE 802.11b WiFi 2.4 GHz (DSSS, 1 Mbps, 99pc duty cycle), TILT

Room Ambient Temperature: 23.0℃, Liquid Temperature: 22.0℃

Exposure Conditions

Band	WLAN 2.4GHz	**TSL Permittivity**	39.9
Frequency [MHz] / Channel Number	2437.0 / 6	**TSL Conductivity [S/m]**	1.80
Group / UID	WLAN / 10415-AAA	**Phantom Section / TSL**	LeftHead / HSL
Conversion Factor	6.92	**Test Distance [mm]**	0.00

DASY Configuration

Probe | Calibration Date	EX3DV4 - SN7313 | 2024-02-21	**Phantom**	Twin-SAM V8.0 (30deg probe tilt)
DAE | Calibration Date	DAE4 Sn1447 | 2024-03-13	**TSL Type**	HBBL-600-10000
Software Version	16.2.2.1588		

Scan Setup

	Area Scan	**Zoom Scan**
Grid Extents [mm]	120.0 x 200.0	30.0 x 30.0 x 30.0
Grid Steps [mm]	10.0 x 10.0	5.0 x 5.0 x 1.5
Sensor Surface [mm]	3.0	1.4

Measurement Results

	Area Scan	**Zoom Scan**
psSAR1g [W/Kg]	0.137	**0.140**
psSAR10g [W/Kg]	0.069	**0.071**
Power Drift [dB]		-0.10
Dist 3dB Peak [mm]		8.6
M2/M1 [%]		82.6

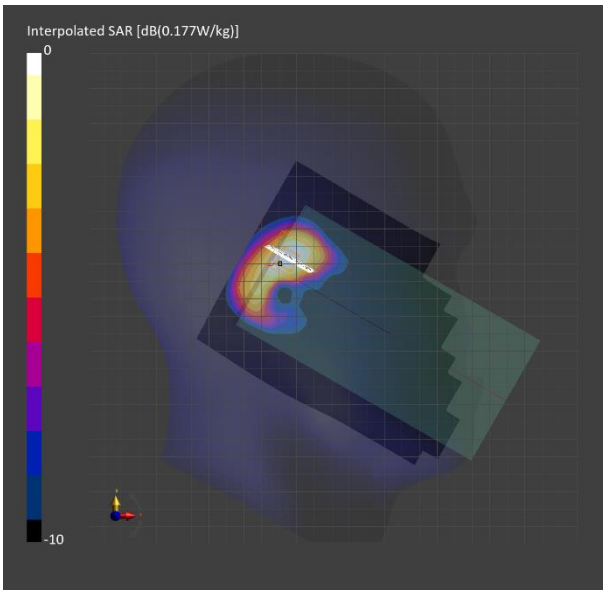

Wi-Fi 2.4 GHz

Frequency: 2462 MHz; Communication System Channel Number: 11; Duty Cycle: 1:1
Room Ambient Temperature: 23.0°C; Liquid Temperature: 22.0°C
Medium parameters used (interpolated): f = 2462 MHz; σ = 1.859 S/m; ε_r = 37.417; ρ = 1000 kg/m^3

DASY5 Configuration:
- Area Scan Setting: Find Secondary Maximum Within: 2.0 dB and with a peak SAR value greater than 0.012W/kg
- Electronics: DAE4 Sn1494; Calibrated: 2024-07-15
- Probe: EX3DV4 - SN7376; ConvF(7.28, 7.47, 7.7) @ 2462 MHz; Calibrated: 2024-07-17
- Sensor-Surface: 1.4mm (Mechanical Surface Detection)
- Phantom: Twin-SAM V5.0 (20deg probe tilt); Phantom section: Flat Section ; Type: QD 000 P40 CD
- Measurement SW: DASY52, Version 52.10 (4); SEMCAD X Version 14.6.14 (7501)

Rear/802.11 b mode ch.11/Area Scan (18x9x1): Measurement grid: dx=12mm, dy=12mm
Maximum value of SAR (measured) = 0.820 W/kg

Rear/802.11 b mode ch.11/Zoom Scan (7x7x7)/Cube 0: Measurement grid: dx=5mm, dy=5mm, dz=5mm
Reference Value = 19.91 V/m; Power Drift = -0.13 dB
Peak SAR (extrapolated) = 1.12 W/kg
SAR(1 g) = 0.534 W/kg; SAR(10 g) = 0.236 W/kg
Smallest distance from peaks to all points 3 dB below = 7 mm
Ratio of SAR at M2 to SAR at M1 = 50%
Maximum value of SAR (measured) = 0.903 W/kg

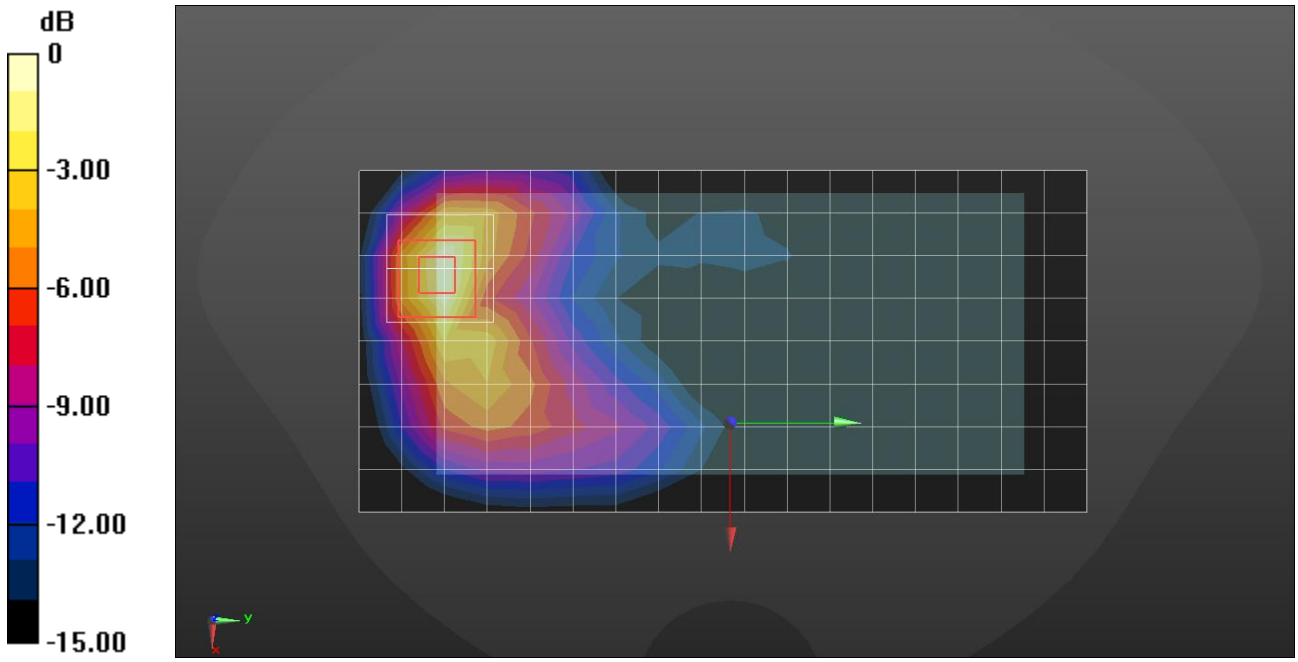

0 dB = 0.820 W/kg = −0.86 dBW/kg

Wi-Fi 5.3 GHz

Frequency: 5290 MHz; Communication System Channel Number: 58; Duty Cycle: 1:1
Room Ambient Temperature: 23.0°C; Liquid Temperature: 22.0°C
Medium parameters used (interpolated): f = 5290 MHz; σ = 4.787 S/m; ε_r = 34.954; ρ = 1000 kg/m^3

DASY5 Configuration:
- Area Scan Setting: Find Secondary Maximum Within: 2.0 dB and with a peak SAR value greater than 0.012W/kg
- Electronics: DAE4 Sn1494; Calibrated: 2024-07-15
- Probe: EX3DV4 - SN7376; ConvF(5.27, 5.41, 5.58) @ 5290 MHz; Calibrated: 2024-07-17
- Sensor-Surface: 1.4mm (Mechanical Surface Detection)
- Phantom: Twin-SAM V5.0 (20deg probe tilt); Phantom section: Right Section ; Type: QD 000 P40 CD
- Measurement SW: DASY52, Version 52.10 (4); SEMCAD X Version 14.6.14 (7501)

RHS/Tilt 802.11 ac mode ch.58/Area Scan (11x21x1): Measurement grid: dx=10mm, dy=10mm
Maximum value of SAR (measured) = 0.328 W/kg

RHS/Tilt 802.11 ac mode ch.58/Zoom Scan (9x9x8)/Cube 0: Measurement grid: dx=4mm, dy=4mm, dz=1.4mm
Reference Value = 8.658 V/m; Power Drift = -0.10 dB
Peak SAR (extrapolated) = 0.494 W/kg
SAR(1 g) = 0.129 W/kg; SAR(10 g) = 0.034 W/kg
Smallest distance from peaks to all points 3 dB below = 6.3 mm
Ratio of SAR at M2 to SAR at M1 = 64%
Maximum value of SAR (measured) = 0.312 W/kg

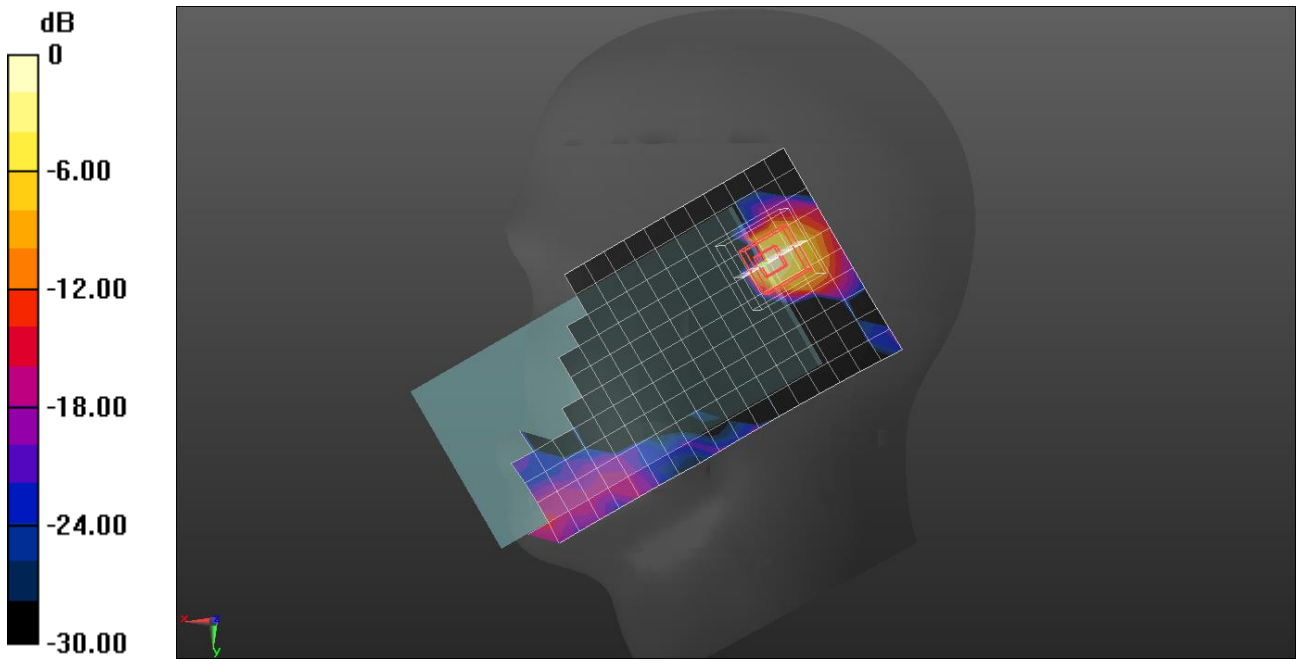

0 dB = 0.312 W/kg = −5.06 dBW/kg

Wi-Fi 5.3 GHz

Frequency: 5320 MHz; Communication System Channel Number: 64; Duty Cycle: 1:1
Room Ambient Temperature: 23.0°C; Liquid Temperature: 22.0°C
Medium parameters used: f = 5320 MHz; σ = 4.664 S/m; ε_r = 35.757; ρ = 1000 kg/m^3

DASY5 Configuration:
- Area Scan Setting: Find Secondary Maximum Within: 2.0 dB and with a peak SAR value greater than 0.012W/kg
- Electronics: DAE4 Sn1494; Calibrated: 2024-07-15
- Probe: EX3DV4 - SN7376; ConvF(5.27, 5.41, 5.58) @ 5320 MHz; Calibrated: 2024-07-17
- Sensor-Surface: 1.4mm (Mechanical Surface Detection)
- Phantom: Twin-SAM V5.0 (20deg probe tilt); Phantom section: Flat Section ; Type: QD 000 P40 CD
- Measurement SW: DASY52, Version 52.10 (4); SEMCAD X Version 14.6.14 (7501)

Rear/802.11 a mode ch.64/Area Scan (21x12x1): Measurement grid: dx=10mm, dy=10mm
Maximum value of SAR (measured) = 1.58 W/kg

Rear/802.11 a mode ch.64/Zoom Scan (9x9x8)/Cube 0: Measurement grid: dx=4mm, dy=4mm, dz=1.4mm
Reference Value = 19.79 V/m; Power Drift = -0.09 dB
Peak SAR (extrapolated) = 2.66 W/kg
SAR(1 g) = 0.699 W/kg; SAR(10 g) = 0.228 W/kg
Smallest distance from peaks to all points 3 dB below = 7.9 mm
Ratio of SAR at M2 to SAR at M1 = 64.8%
Maximum value of SAR (measured) = 1.60 W/kg

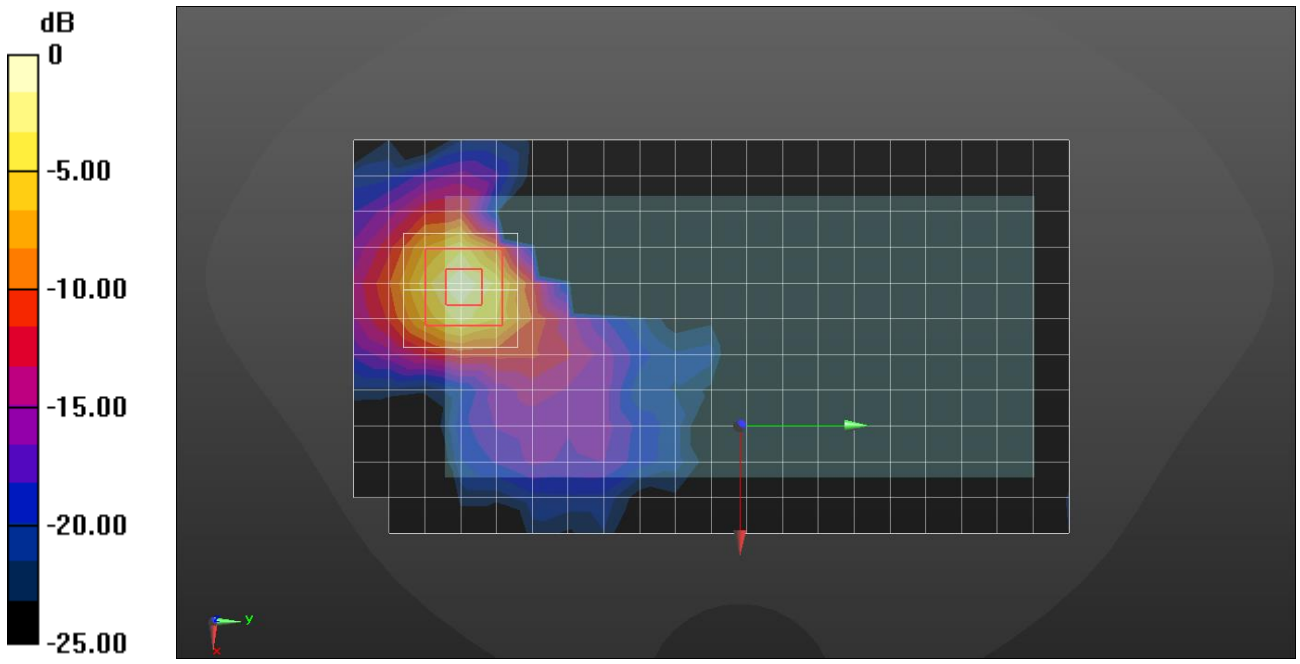

0 dB = 1.58 W/kg = 1.99 dBW/kg

Wi-Fi 5.3 GHz

Frequency: 5300 MHz; Communication System Channel Number: 60; Duty Cycle: 1:1
Room Ambient Temperature: 23.0°C; Liquid Temperature: 22.0°C
Medium parameters used (interpolated): f = 5300 MHz; σ = 4.74 S/m; ε_r = 36.403; ρ = 1000 kg/m^3

DASY5 Configuration:
- Area Scan Setting: Find Secondary Maximum Within: 2.0 dB and with a peak SAR value greater than 0.012W/kg
- Electronics: DAE4 Sn1494; Calibrated: 2024-07-15
- Probe: EX3DV4 - SN7376; ConvF(5.27, 5.41, 5.58) @ 5300 MHz; Calibrated: 2024-07-17
- Sensor-Surface: 1.4mm (Mechanical Surface Detection)
- Phantom: Twin-SAM V5.0 (20deg probe tilt); Phantom section: Flat Section ; Type: QD 000 P40 CD
- Measurement SW: DASY52, Version 52.10 (4); SEMCAD X Version 14.6.14 (7501)

Rear/802.11 a mode ch.60/Area Scan (21x12x1): Measurement grid: dx=10mm, dy=10mm
Maximum value of SAR (measured) = 12.5 W/kg

Rear/802.11 a mode ch.60/Zoom Scan (9x9x8)/Cube 0: Measurement grid: dx=4mm, dy=4mm, dz=1.4mm
Reference Value = 51.14 V/m; Power Drift = -0.12 dB
Peak SAR (extrapolated) = 26.7 W/kg
SAR(1 g) = 5.19 W/kg; SAR(10 g) = 1.21 W/kg
Smallest distance from peaks to all points 3 dB below = 4.8 mm
Ratio of SAR at M2 to SAR at M1 = 60.9%
Maximum value of SAR (measured) = 14.1 W/kg

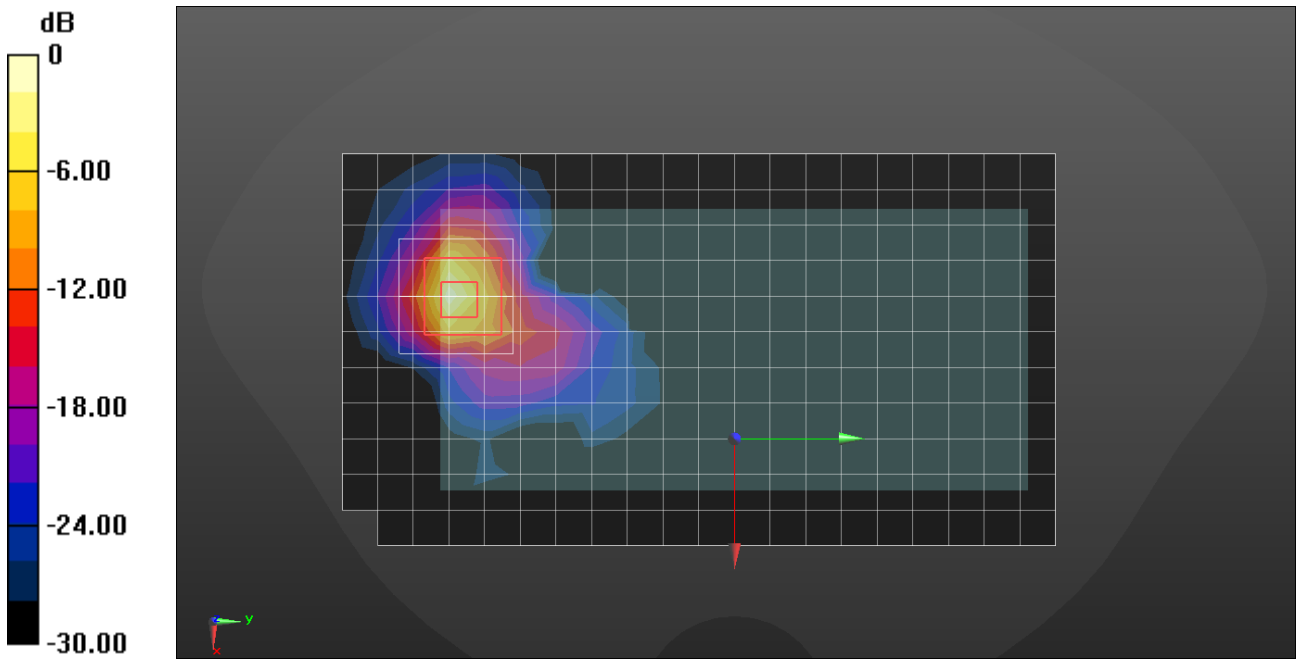

0 dB = 14.1 W/kg = 11.49 dBW/kg

Wi-Fi 5.5 GHz

Frequency: 5530 MHz; Communication System Channel Number: 106; Duty Cycle: 1:1
Room Ambient Temperature: 23.0°C; Liquid Temperature: 22.0°C
Medium parameters used (interpolated): f = 5530 MHz; σ = 5.067 S/m; ε_r = 34.497; ρ = 1000 kg/m^3

DASY5 Configuration:
- Area Scan Setting: Find Secondary Maximum Within: 2.0 dB and with a peak SAR value greater than 0.012W/kg
- Electronics: DAE4 Sn1494; Calibrated: 2024-07-15
- Probe: EX3DV4 - SN7376; ConvF(4.71, 4.83, 4.98) @ 5530 MHz; Calibrated: 2024-07-17
- Sensor-Surface: 1.4mm (Mechanical Surface Detection)
- Phantom: Twin-SAM V5.0 (20deg probe tilt); Phantom section: Right Section ; Type: QD 000 P40 CD
- Measurement SW: DASY52, Version 52.10 (4); SEMCAD X Version 14.6.14 (7501)

RHS/Tilt 802.11 ac mode ch.106/Area Scan (11x21x1): Measurement grid: dx=10mm, dy=10mm
Maximum value of SAR (measured) = 0.632 W/kg

RHS/Tilt 802.11 ac mode ch.106/Zoom Scan (9x9x8)/Cube 0: Measurement grid: dx=4mm, dy=4mm, dz=1.4mm
Reference Value = 11.67 V/m; Power Drift = 0.01 dB
Peak SAR (extrapolated) = 2.56 W/kg
SAR(1 g) = 0.253 W/kg; SAR(10 g) = 0.069 W/kg
Smallest distance from peaks to all points 3 dB below = 6.6 mm
Ratio of SAR at M2 to SAR at M1 = 60.7%
Maximum value of SAR (measured) = 0.621 W/kg

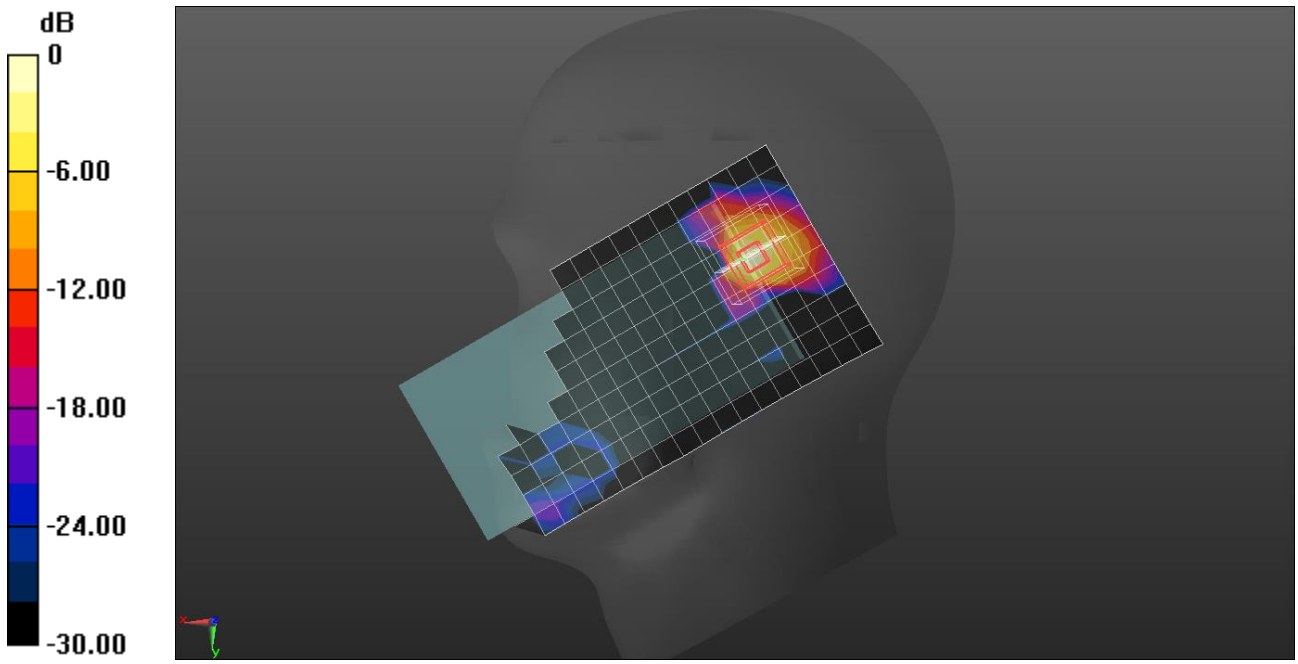

0 dB = 0.621 W/kg = −2.07 dBW/kg

Wi-Fi 5.5 GHz

Frequency: 5720 MHz; Communication System Channel Number: 144; Duty Cycle: 1:1
Room Ambient Temperature: 23.0°C; Liquid Temperature: 22.0°C
Medium parameters used: f = 5720 MHz; σ = 5.117 S/m; ε_r = 35.02; ρ = 1000 kg/m^3

DASY5 Configuration:
- Area Scan Setting: Find Secondary Maximum Within: 2.0 dB and with a peak SAR value greater than 0.012W/kg
- Electronics: DAE4 Sn1494; Calibrated: 2024-07-15
- Probe: EX3DV4 - SN7376; ConvF(4.9, 5.04, 5.2) @ 5720 MHz; Calibrated: 2024-07-17
- Sensor-Surface: 1.4mm (Mechanical Surface Detection)
- Phantom: Twin-SAM V5.0 (20deg probe tilt); Phantom section: Flat Section ; Type: QD 000 P40 CD
- Measurement SW: DASY52, Version 52.10 (4); SEMCAD X Version 14.6.14 (7501)

Rear/802.11 a mode ch.144/Area Scan (21x11x1): Measurement grid: dx=10mm, dy=10mm
Maximum value of SAR (measured) = 1.34 W/kg

Rear/802.11 a mode ch.144/Zoom Scan (9x9x8)/Cube 0: Measurement grid: dx=4mm, dy=4mm, dz=1.4mm
Reference Value = 17.13 V/m; Power Drift = 0.05 dB
Peak SAR (extrapolated) = 2.84 W/kg
SAR(1 g) = 0.664 W/kg; SAR(10 g) = 0.213 W/kg
Smallest distance from peaks to all points 3 dB below = 8.6 mm
Ratio of SAR at M2 to SAR at M1 = 60.8%
Maximum value of SAR (measured) = 1.61 W/kg

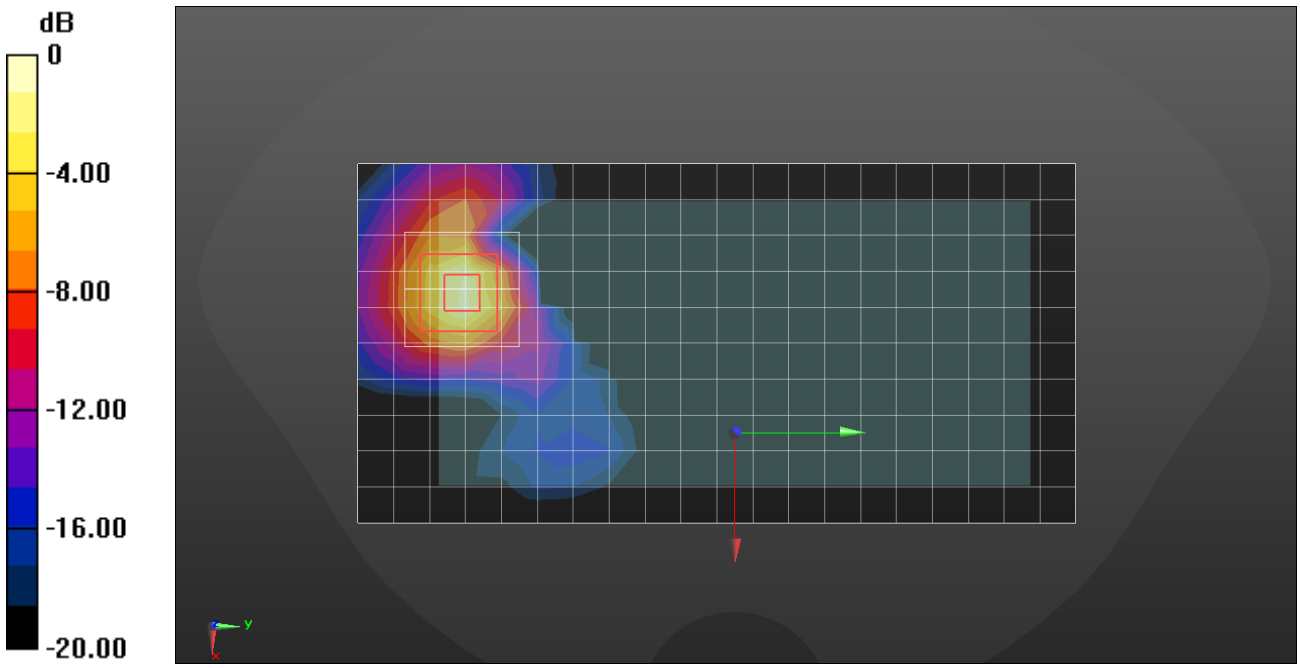

0 dB = 1.61 W/kg = 2.08 dBW/kg

Wi-Fi 5.5 GHz

Frequency: 5720 MHz; Communication System Channel Number: 144; Duty Cycle: 1:1
Room Ambient Temperature: 23.0°C; Liquid Temperature: 22.0°C
Medium parameters used: f = 5720 MHz; σ = 5.22 S/m; ε_r = 35.79; ρ = 1000 kg/m^3

DASY5 Configuration:
- Area Scan Setting: Find Secondary Maximum Within: 2.0 dB and with a peak SAR value greater than 0.012W/kg
- Electronics: DAE4 Sn1494; Calibrated: 2024-07-15
- Probe: EX3DV4 - SN7376; ConvF(4.9, 5.04, 5.2) @ 5720 MHz; Calibrated: 2024-07-17
- Sensor-Surface: 1.4mm (Mechanical Surface Detection)
- Phantom: Twin-SAM V5.0 (20deg probe tilt); Phantom section: Flat Section ; Type: QD 000 P40 CD
- Measurement SW: DASY52, Version 52.10 (4); SEMCAD X Version 14.6.14 (7501)

Rear/802.11 a mode ch.144/Area Scan (21x11x1): Measurement grid: dx=10mm, dy=10mm
Maximum value of SAR (measured) = 16.6 W/kg

Rear/802.11 a mode ch.144/Zoom Scan (8x8x8)/Cube 0: Measurement grid: dx=4mm, dy=4mm, dz=1.4mm
Reference Value = 62.84 V/m; Power Drift = -0.12 dB
Peak SAR (extrapolated) = 37.7 W/kg
SAR(1 g) = 7.22 W/kg; SAR(10 g) = 1.75 W/kg
Smallest distance from peaks to all points 3 dB below = 4.8 mm
Ratio of SAR at M2 to SAR at M1 = 60.2%
Maximum value of SAR (measured) = 20.2 W/kg

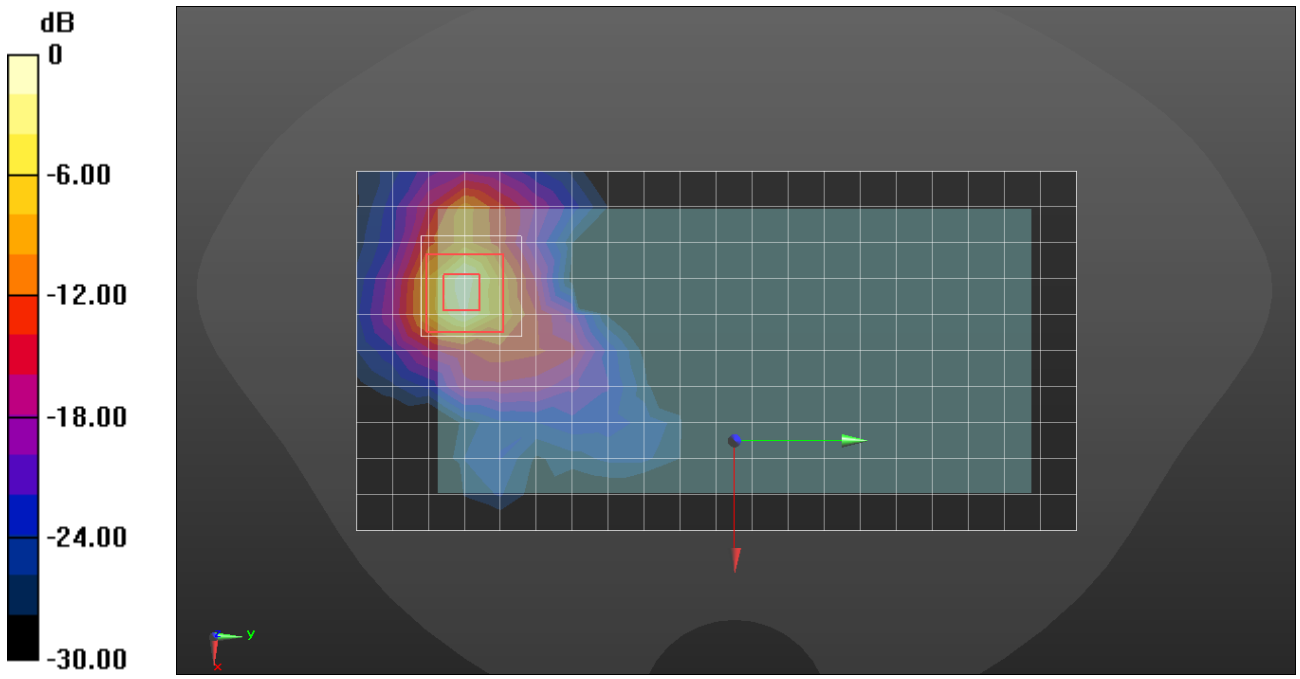

0 dB = 16.6 W/kg = 12.20 dBW/kg

Wi-Fi 5.8 GHz

Frequency: 5775 MHz; Communication System Channel Number: 155; Duty Cycle: 1:1
Room Ambient Temperature: 23.0°C; Liquid Temperature: 22.0°C
Medium parameters used: f = 5775 MHz; σ = 5.364 S/m; ε_r = 34.088; ρ = 1000 kg/m^3

DASY5 Configuration:
- Area Scan Setting: Find Secondary Maximum Within: 2.0 dB and with a peak SAR value greater than 0.012W/kg
- Electronics: DAE4 Sn1494; Calibrated: 2024-07-15
- Probe: EX3DV4 - SN7376; ConvF(4.9, 5.04, 5.2) @ 5775 MHz; Calibrated: 2024-07-17
- Sensor-Surface: 1.4mm (Mechanical Surface Detection)
- Phantom: Twin-SAM V5.0 (20deg probe tilt); Phantom section: Left Section ; Type: QD 000 P40 CD
- Measurement SW: DASY52, Version 52.10 (4); SEMCAD X Version 14.6.14 (7501)

LHS/Tilt 802.11 ac mode ch.155/Area Scan (11x21x1): Measurement grid: dx=10mm, dy=10mm
Maximum value of SAR (measured) = 0.640 W/kg

LHS/Tilt 802.11 ac mode ch.155/Zoom Scan (8x8x8)/Cube 0: Measurement grid: dx=4mm, dy=4mm, dz=1.4mm
Reference Value = 9.703 V/m; Power Drift = -0.07 dB
Peak SAR (extrapolated) = 1.15 W/kg
SAR(1 g) = 0.301 W/kg; SAR(10 g) = 0.109 W/kg
Smallest distance from peaks to all points 3 dB below = 8.9 mm
Ratio of SAR at M2 to SAR at M1 = 63.5%
Maximum value of SAR (measured) = 0.685 W/kg

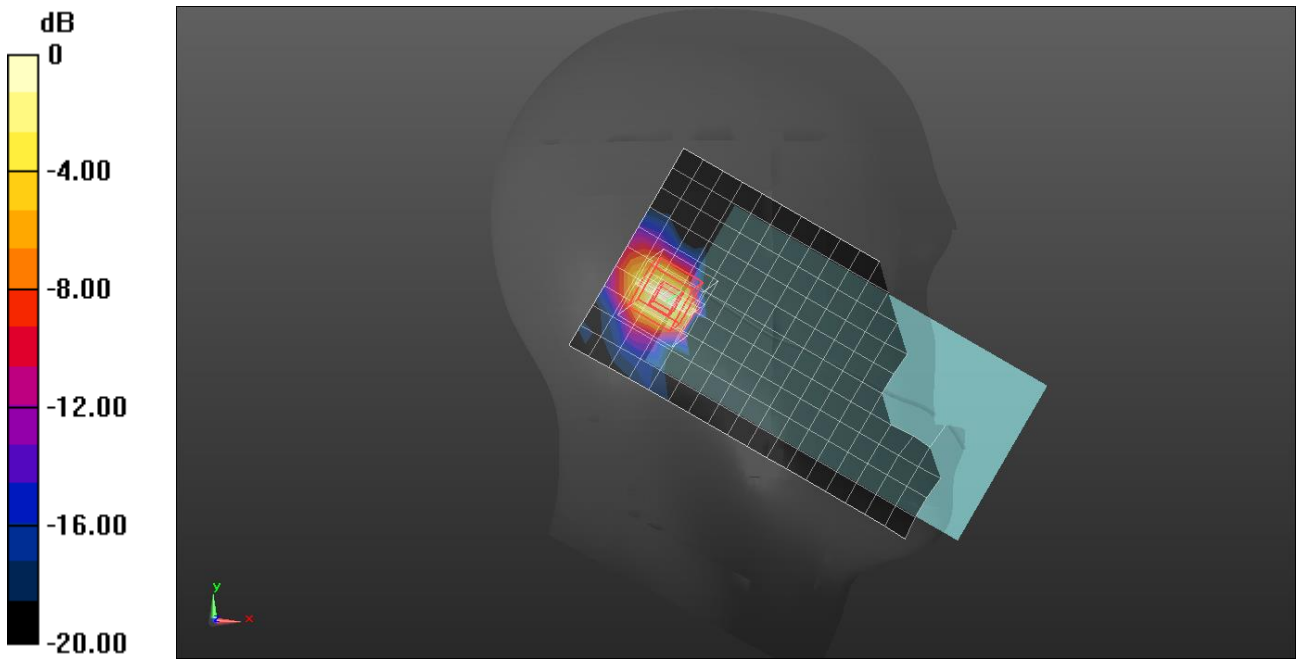

0 dB = 0.685 W/kg = −1.64 dBW/kg

Wi-Fi 5.8 GHz

Frequency: 5745 MHz; Communication System Channel Number: 149; Duty Cycle: 1:1
Room Ambient Temperature: 23.0°C; Liquid Temperature: 22.0°C
Medium parameters used (interpolated): f = 5745 MHz; σ = 5.324 S/m; ε_r = 34.091; ρ = 1000 kg/m^3

DASY5 Configuration:
- Area Scan Setting: Find Secondary Maximum Within: 2.0 dB and with a peak SAR value greater than 0.012W/kg
- Electronics: DAE4 Sn1494; Calibrated: 2024-07-15
- Probe: EX3DV4 - SN7376; ConvF(4.9, 5.04, 5.2) @ 5745 MHz; Calibrated: 2024-07-17
- Sensor-Surface: 1.4mm (Mechanical Surface Detection)
- Phantom: Twin-SAM V5.0 (20deg probe tilt); Phantom section: Flat Section ; Type: QD 000 P40 CD
- Measurement SW: DASY52, Version 52.10 (4); SEMCAD X Version 14.6.14 (7501)

Top/802.11 a mode ch.149/Area Scan (12x6x1): Measurement grid: dx=10mm, dy=10mm
Maximum value of SAR (measured) = 1.49 W/kg

Top/802.11 a mode ch.149/Zoom Scan (9x9x8)/Cube 0: Measurement grid: dx=4mm, dy=4mm, dz=1.4mm
Reference Value = 18.85 V/m; Power Drift = -0.14 dB
Peak SAR (extrapolated) = 3.16 W/kg
SAR(1 g) = 0.748 W/kg; SAR(10 g) = 0.266 W/kg
Smallest distance from peaks to all points 3 dB below = 10.2 mm
Ratio of SAR at M2 to SAR at M1 = 60.3%
Maximum value of SAR (measured) = 1.75 W/kg

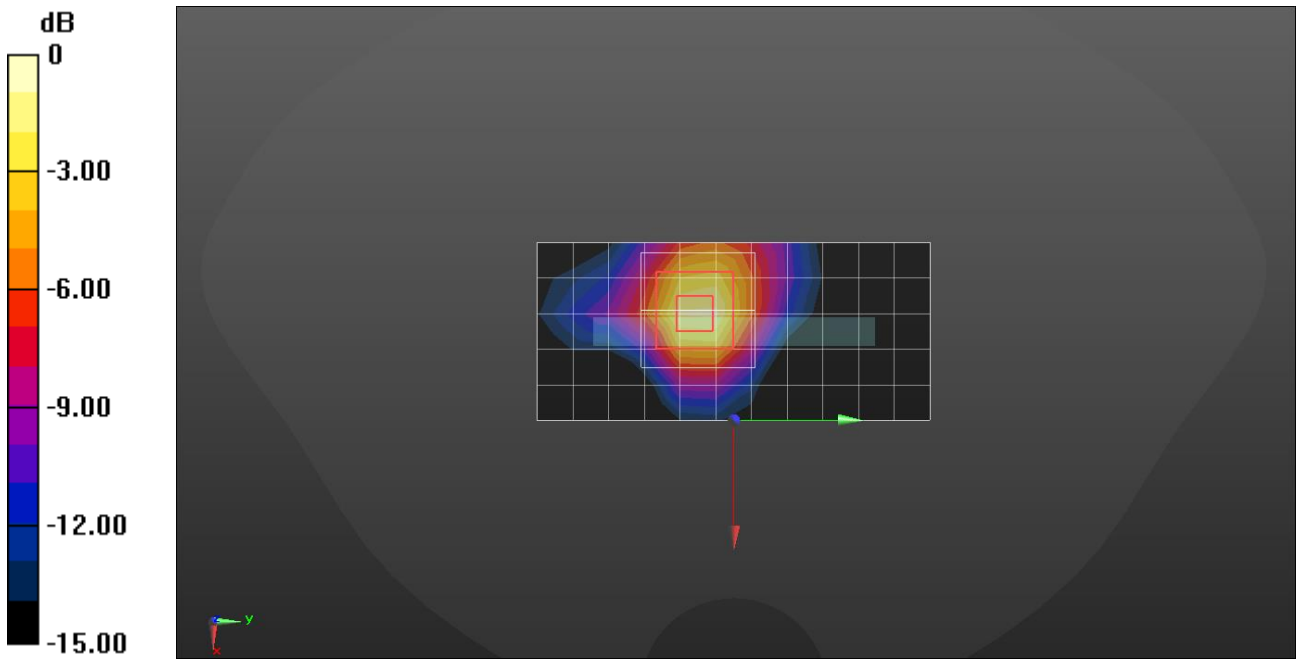

0 dB = 1.75 W/kg = 2.43 dBW/kg

Bluetooth

Frequency: 2402 MHz; Communication System Channel Number: 0; Duty Cycle: 1:1.65653
Room Ambient Temperature: 23.0°C; Liquid Temperature: 22.0°C
Medium parameters used (interpolated): f = 2402 MHz; σ = 1.832 S/m; ε_r = 40.922; ρ = 1000 kg/m^3

DASY5 Configuration:
- Area Scan Setting: Find Secondary Maximum Within: 2.0 dB and with a peak SAR value greater than 0.012W/kg
- Electronics: DAE4 Sn1494; Calibrated: 2024-07-15
- Probe: EX3DV4 - SN7652; ConvF(7.92, 7.8, 8.18) @ 2402 MHz; Calibrated: 2024-04-22
- Sensor-Surface: 1.4mm (Mechanical Surface Detection)
- Phantom: Twin-SAM V5.0 (20deg probe tilt); Phantom section: Left Section ; Type: QD 000 P40 CD
- Measurement SW: DASY52, Version 52.10 (4); SEMCAD X Version 14.6.14 (7501)

LHS/Tilt Bluetooth LE GFSK ch.0/Area Scan (10x18x1): Measurement grid: dx=12mm, dy=12mm

Maximum value of SAR (measured) = 0.163 W/kg

LHS/Tilt Bluetooth LE GFSK ch.0/Zoom Scan (7x7x7)/Cube 0: Measurement grid: dx=5mm, dy=5mm, dz=5mm

Reference Value = 9.084 V/m; Power Drift = 0.06 dB
Peak SAR (extrapolated) = 0.196 W/kg
SAR(1 g) = 0.104 W/kg; SAR(10 g) = 0.052 W/kg
Smallest distance from peaks to all points 3 dB below = 9.9 mm
Ratio of SAR at M2 to SAR at M1 = 55.1%
Maximum value of SAR (measured) = 0.160 W/kg

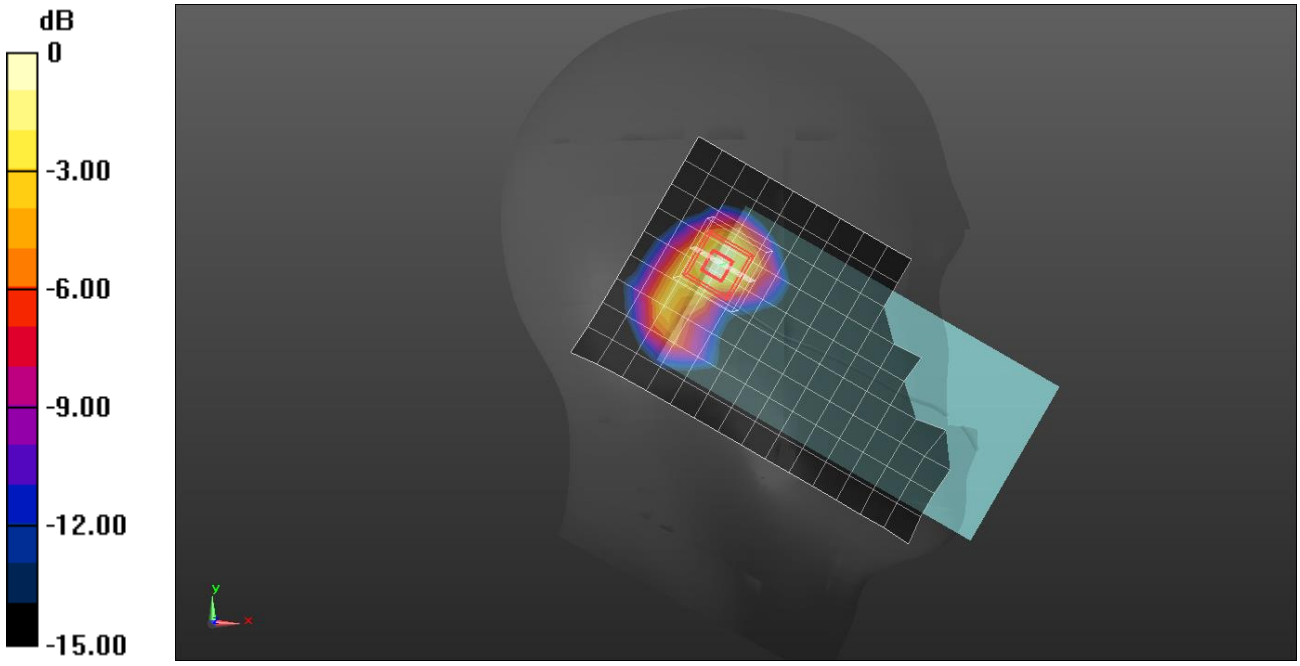

0 dB = 0.160 W/kg = −7.96 dBW/kg

Bluetooth

Frequency: 2402 MHz; Communication System Channel Number: 0; Duty Cycle: 1:1.65653
Room Ambient Temperature: 23.0°C; Liquid Temperature: 22.0°C
Medium parameters used (interpolated): f = 2402 MHz; σ = 1.832 S/m; ε_r = 40.922; ρ = 1000 kg/m^3

DASY5 Configuration:
- Area Scan Setting: Find Secondary Maximum Within: 2.0 dB and with a peak SAR value greater than 0.012W/kg
- Electronics: DAE4 Sn1494; Calibrated: 2024-07-15
- Probe: EX3DV4 - SN7652; ConvF(7.92, 7.8, 8.18) @ 2402 MHz; Calibrated: 2024-04-22
- Sensor-Surface: 1.4mm (Mechanical Surface Detection)
- Phantom: Twin-SAM V5.0 (20deg probe tilt); Phantom section: Flat Section ; Type: QD 000 P40 CD
- Measurement SW: DASY52, Version 52.10 (4); SEMCAD X Version 14.6.14 (7501)

Rear/Bluetooth LE GFSK ch.0/Area Scan (18x10x1): Measurement grid: dx=12mm, dy=12mm

Maximum value of SAR (measured) = 0.133 W/kg

Rear/Bluetooth LE GFSK ch.0/Zoom Scan (7x7x7)/Cube 0: Measurement grid: dx=5mm, dy=5mm, dz=5mm

Reference Value = 7.832 V/m; Power Drift = 0.17 dB
Peak SAR (extrapolated) = 0.166 W/kg
SAR(1 g) = 0.077 W/kg; SAR(10 g) = 0.034 W/kg
Smallest distance from peaks to all points 3 dB below = 7 mm
Ratio of SAR at M2 to SAR at M1 = 48.1%
Maximum value of SAR (measured) = 0.133 W/kg

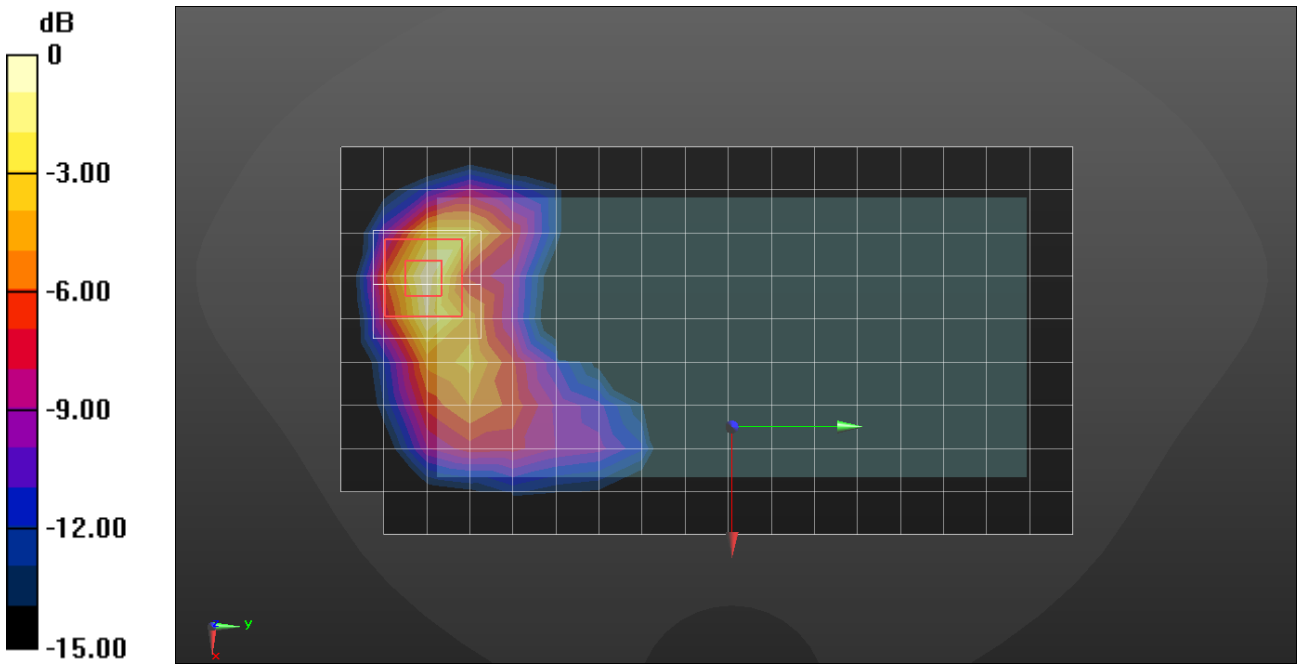

0 dB = 0.133 W/kg = −8.76 dBW/kg

Custom Band: CW, BACK

Room Ambient Temperature: 23.0℃, Liquid Temperature: 22.0℃

Exposure Conditions

Band	Custom Band	**TSL Permittivity**	55.8
Frequency [MHz] / Channel Number	13.6 / 13600	**TSL Conductivity [S/m]**	0.718
Group / UID	CW / 0--	**Phantom Section / TSL**	Flat / HSL
Conversion Factor	16.85	**Test Distance [mm]**	0.00

DASY Configuration

Probe | Calibration Date	EX3DV4 - SN7646 | 2024-03-15	**Phantom**	ELI V6.0 (20deg probe tilt)
DAE | Calibration Date	DAE4 Sn1670 | 2024-05-15	**TSL Type**	HBBL-600-10000
Software Version	16.2.2.1588		

Scan Setup

	Area Scan	**Zoom Scan**
Grid Extents [mm]	120.0 x 210.0	32.0 x 32.0 x 30.0
Grid Steps [mm]	15.0 x 15.0	3.6 x 3.6 x 1.4
Sensor Surface [mm]	3.0	1.4

Measurement Results
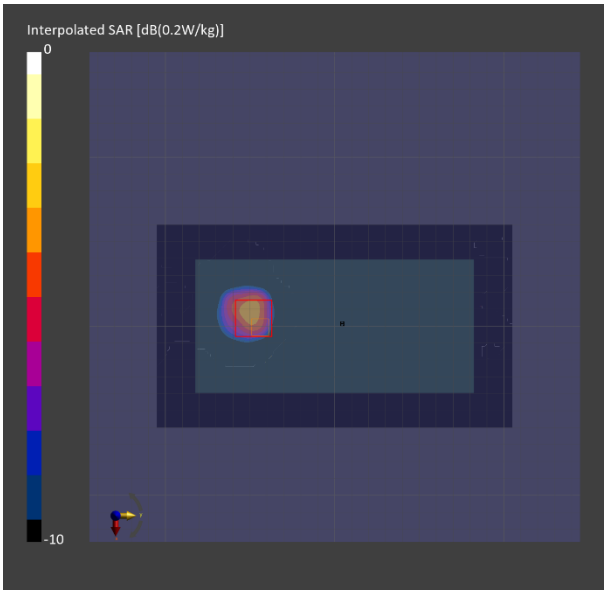
	Area Scan	**Zoom Scan**
psSAR1g [W/Kg]	0.084	**0.059**
psSAR10g [W/Kg]	0.060	**0.021**
Power Drift [dB]		-0.02
Dist 3dB Peak [mm]		4.2
M2/M1 [%]		49.3