6 CHANNEL HORIZONTAL

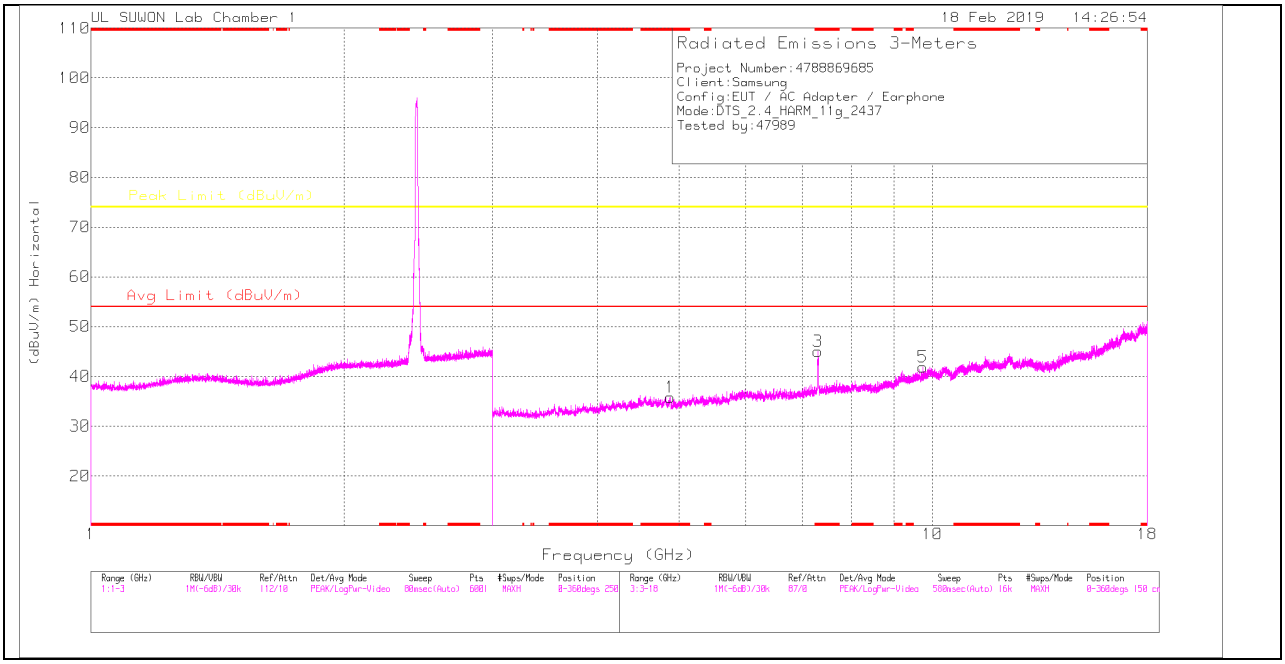

6 CHANNEL VERTICAL

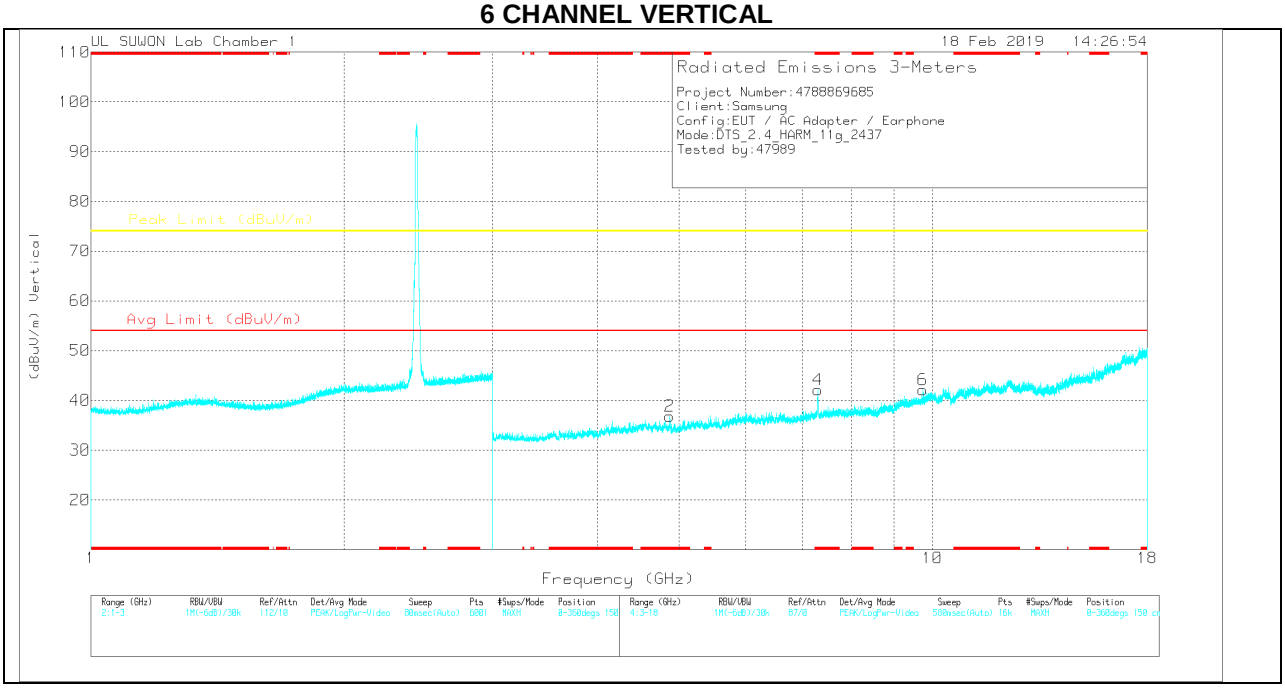

Note: Emission was scanned up to 26GHz; No emissions were detected above the noise floor which was at least 20dB below the specification limit.

UL Korea, Ltd. Suwon Laboratory FORM ID: FCC_15C
218 Maeyeong-ro, Yeongtong-gu, Suwon-si, Gyeonggi-do, 16675, Korea TEL: (031) 337-9902 FAX: (031) 213-5433
UL Korea, Ltd. Confidential
This report shall not be reproduced except in full, without the written approval of UL Korea, Ltd.

6 CHANNEL DATA

Trace Markers

Marker	Frequency (GHz)	Meter Reading (dBuV)	Det	3117_00168717	3GHz_HP[dB]	DC Corr (dB)	Corrected Reading (dBuV/m)	Avg Limit (dBuV/m)	Margin (dB)	Peak Limit (dBuV/m)	Margin (dB)	Azimuth (Degs)	Height (cm)	Polarity
1	* 4.876	33.12	PK	34.2	-31.5	0	35.82	-	-	74	-38.18	0-360	150	H
3	* 7.309	36.61	PK	35.8	-27.4	0	45.01	-	-	74	-28.99	0-360	250	H
5	9.748	28.62	PK	37.2	-23.9	0	41.92	-	-	74	-32.08	0-360	250	H
2	* 4.874	34.17	PK	34.2	-31.5	0	36.87	-	-	74	-37.13	0-360	150	V
4	* 7.309	33.77	PK	35.8	-27.4	0	42.17	-	-	74	-31.83	0-360	150	V
6	9.748	28.89	PK	37.2	-23.9	0	42.19	-	-	74	-31.81	0-360	250	V

* - indicates frequency in CFR47 Pt 15 / IC RSS-Restricted Band
PK – Peak Detector

Radiated Emissions

Frequency (GHz)	Meter Reading (dBuV)	Det	3117_00168717	3GHz_HP[dB]	DC Corr (dB)	Corrected Reading (dBuV/m)	Avg Limit (dBuV/m)	Margin (dB)	Peak Limit (dBuV/m)	Margin (dB)	Azimuth (Degs)	Height (cm)	Polarity
* 7.314	48.81	PK2	35.8	-27.4	0	57.21	-	-	74	-16.79	167	100	H
* 7.31	35.44	MAv1	35.8	-27.4	.2	44.04	54	-9.96	-	-	167	100	H
* 7.314	43.83	PK2	35.8	-27.4	0	52.23	-	-	74	-21.77	138	227	V
* 7.31	30.95	MAv1	35.8	-27.4	.2	39.55	54	-14.45	-	-	138	227	V
9.748	37.94	PK2	37.2	-23.9	0	51.24	-	-	74	-22.76	114	109	H
9.748	36	PK2	37.2	-23.9	0	49.3	-	-	74	-24.7	72	106	V

* - indicates frequency in CFR47 Pt 15 / IC RSS-Restricted Band
PK2 - KDB558074 Method: Maximum Peak
MAv1 - KDB558074 Option 1 Maximum RMS Average

UL Korea, Ltd. Suwon Laboratory FORM ID: FCC_15C
218 Maeyeong-ro, Yeongtong-gu, Suwon-si, Gyeonggi-do, 16675, Korea TEL: (031) 337-9902 FAX: (031) 213-5433
UL Korea, Ltd. Confidential
This report shall not be reproduced except in full, without the written approval of UL Korea, Ltd.

11 CHANNEL HORIZONTAL

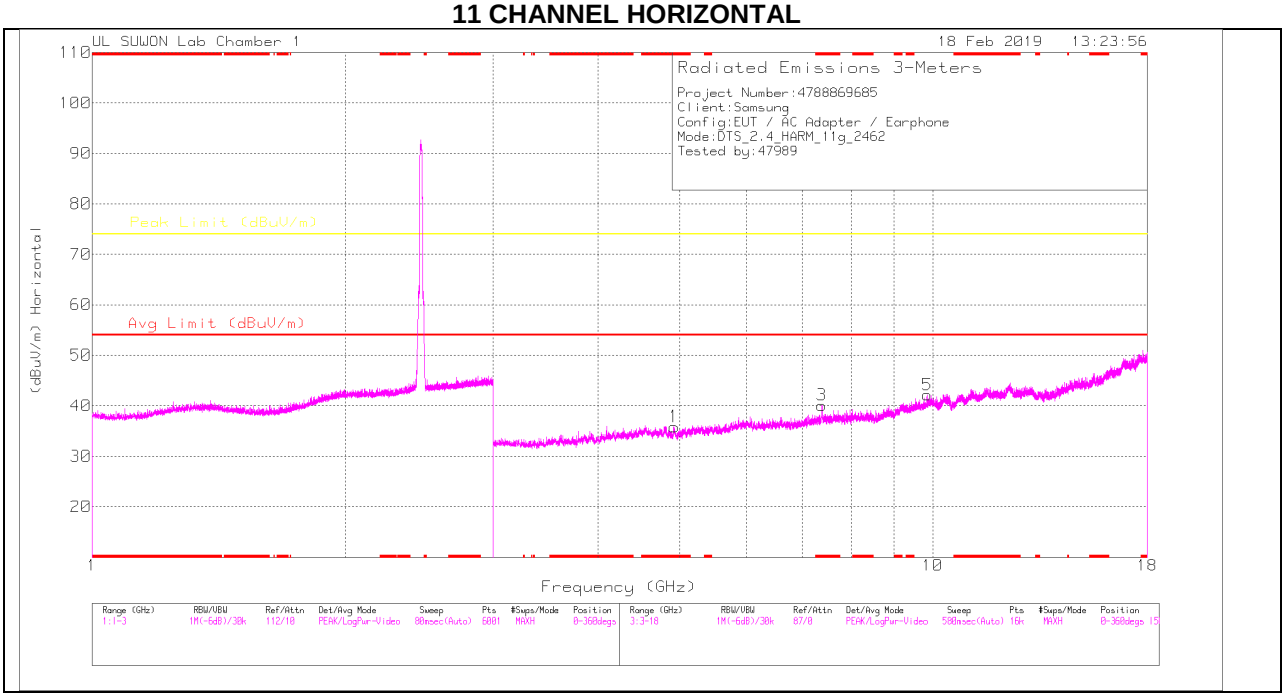

11 CHANNEL VERTICAL

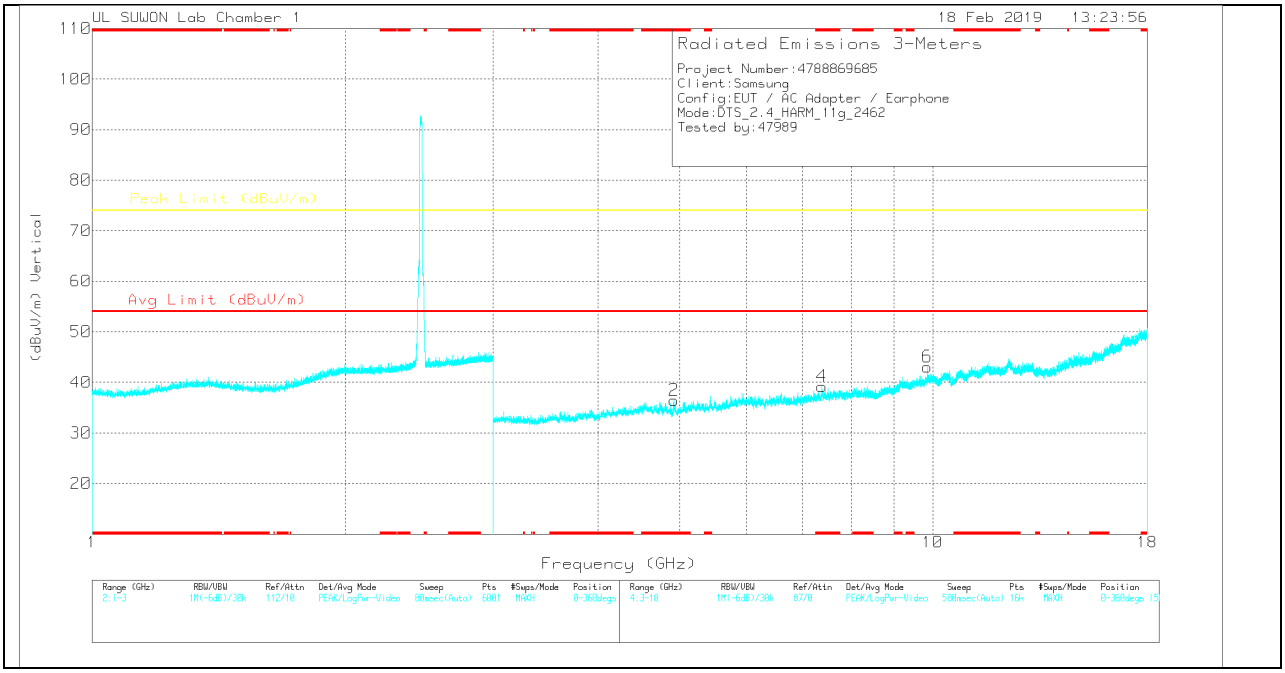

Note: Emission was scanned up to 26GHz; No emissions were detected above the noise floor which was at least 20dB below the specification limit.

UL Korea, Ltd. Suwon Laboratory FORM ID: FCC_15C
218 Maeyeong-ro, Yeongtong-gu, Suwon-si, Gyeonggi-do, 16675, Korea TEL: (031) 337-9902 FAX: (031) 213-5433
UL Korea, Ltd. Confidential
This report shall not be reproduced except in full, without the written approval of UL Korea, Ltd.

11 CHANNEL DATA

Trace Markers

Marker	Frequency (GHz)	Meter Reading (dBuV)	Det	3117_00168717	3GHz_HP[dB]	DC Corr (dB)	Corrected Reading (dBuV/m)	Avg Limit (dBuV/m)	Margin (dB)	Peak Limit (dBuV/m)	Margin (dB)	Azimuth (Degs)	Height (cm)	Polarity
1	* 4.927	33.26	PK	34.2	-31.6	0	35.86	-	-	74	-38.14	0-360	250	H
3	* 7.38	31.31	PK	35.8	-27	0	40.11	-	-	74	-33.89	0-360	150	H
5	9.848	27.96	PK	37.4	-23.2	0	42.16	-	-	74	-31.84	0-360	250	H
2	* 4.926	33.76	PK	34.2	-31.5	0	36.46	-	-	74	-37.54	0-360	250	V
4	* 7.384	30.4	PK	35.8	-27	0	39.2	-	-	74	-34.8	0-360	150	V
6	9.848	28.88	PK	37.4	-23.2	0	43.08	-	-	74	-30.92	0-360	250	V

* - indicates frequency in CFR47 Pt 15 / IC RSS-Restricted Band
PK – Peak Detector

Radiated Emissions

Frequency (GHz)	Meter Reading (dBuV)	Det	3117_00168717	3GHz_HP[dB]	DC Corr (dB)	Corrected Reading (dBuV/m)	Avg Limit (dBuV/m)	Margin (dB)	Peak Limit (dBuV/m)	Margin (dB)	Azimuth (Degs)	Height (cm)	Polarity
* 7.388	44.77	PK2	35.8	-27	0	53.57	-	-	74	-20.43	163	106	H
* 7.385	31.3	MAv1	35.8	-27	.2	40.3	54	-13.7	-	-	163	106	H
* 7.378	41.35	PK2	35.8	-27	0	50.15	-	-	74	-23.85	123	129	V
* 7.385	27.78	MAv1	35.8	-27	.2	36.78	54	-17.22	-	-	123	129	V
9.848	37.26	PK2	37.4	-23.2	0	51.46	-	-	74	-22.54	112	106	H
9.848	36.02	PK2	37.4	-23.3	0	50.12	-	-	74	-23.88	106	123	V

* - indicates frequency in CFR47 Pt 15 / IC RSS-Restricted Band
PK2 - KDB558074 Method: Maximum Peak
MAv1 - KDB558074 Option 1 Maximum RMS Average

UL Korea, Ltd. Suwon Laboratory FORM ID: FCC_15C
218 Maeyeong-ro, Yeongtong-gu, Suwon-si, Gyeonggi-do, 16675, Korea TEL: (031) 337-9902 FAX: (031) 213-5433
UL Korea, Ltd. Confidential
This report shall not be reproduced except in full, without the written approval of UL Korea, Ltd.

11.2.3.TX ABOVE 1 GHz 802.11n HT20 MODE IN THE 2.4 GHz BAND

RESTRICTED BANDEDGE (1 CHANNEL)

HORIZONTAL PEAK AND AVERAGE PLOT

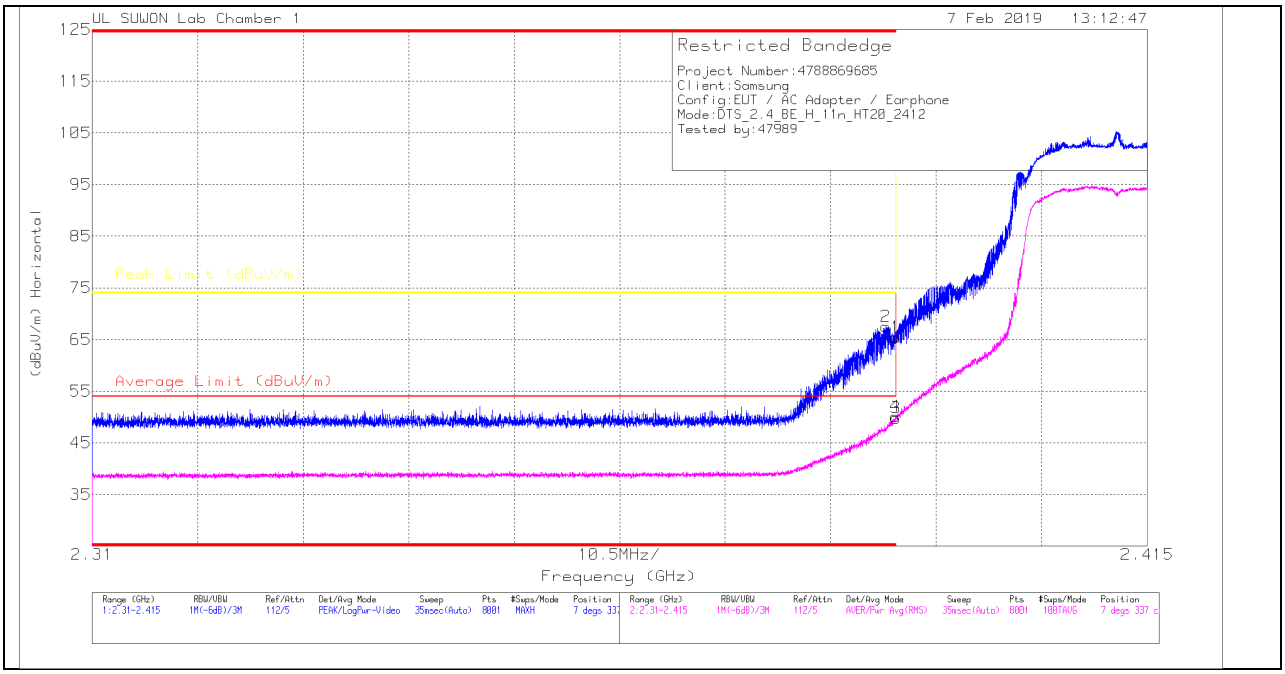

HORIZONTAL DATA

Trace Markers

Marker	Frequency (GHz)	Meter Reading (dBuV)	Det	3117_00168717	10dB[dB]	DC Corr (dB)	Corrected Reading (dBuV/m)	Average Limit (dBuV/m)	Margin (dB)	Peak Limit (dBuV/m)	PK Margin (dB)	Azimuth (Degs)	Height (cm)	Polarity
1	* 2.39	59.25	Pk	31.7	-25.5	0	65.45	-	-	74	-8.55	7	337	H
2	* 2.389	61.3	Pk	31.7	-25.5	0	67.5	-	-	74	-6.5	7	337	H
3	* 2.39	43.45	RMS	31.7	-25.5	.17	49.82	54	-4.18	-	-	7	337	H
4	* 2.39	43.74	RMS	31.7	-25.5	.17	50.11	54	-3.89	-	-	7	337	H

* - indicates frequency in CFR47 Pt 15 / IC RSS-Restricted Band
Pk - Peak detector
RMS - RMS detection

UL Korea, Ltd. Suwon Laboratory FORM ID: FCC_15C
218 Maeyeong-ro, Yeongtong-gu, Suwon-si, Gyeonggi-do, 16675, Korea TEL: (031) 337-9902 FAX: (031) 213-5433
UL Korea, Ltd. Confidential
This report shall not be reproduced except in full, without the written approval of UL Korea, Ltd.

VERTICAL PEAK AND AVERAGE PLOT

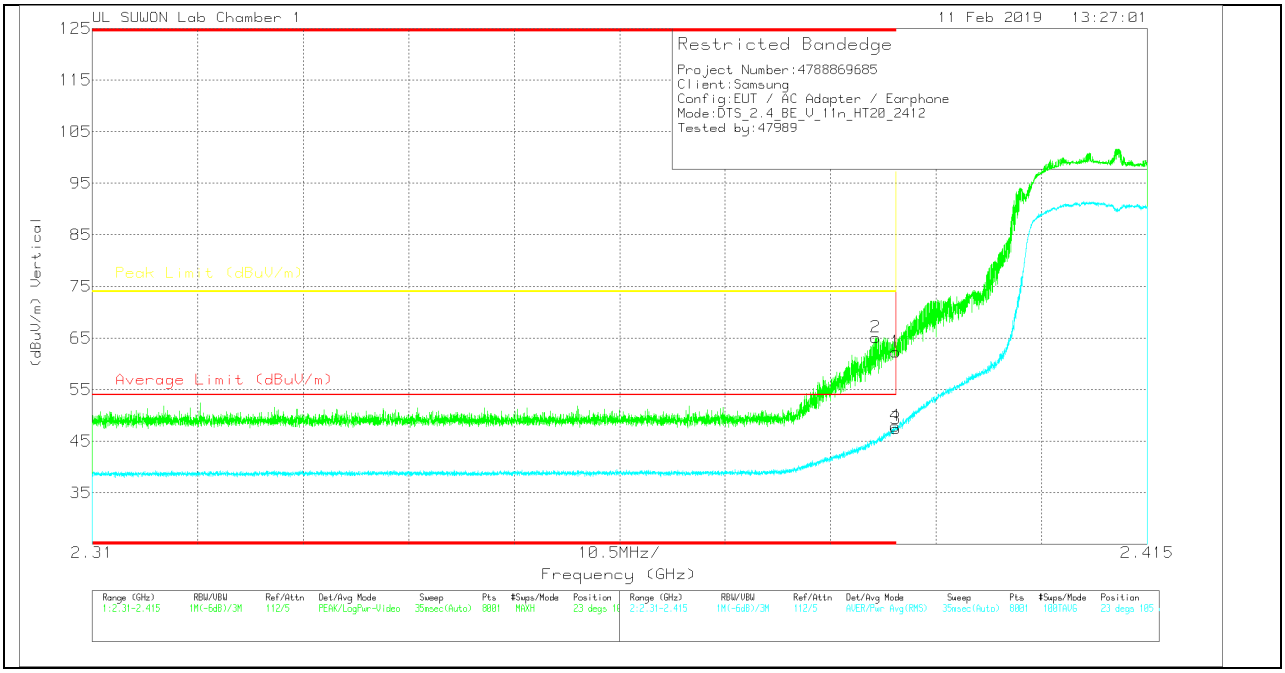

VERTICAL DATA

Trace Markers

Marker	Frequency (GHz)	Meter Reading (dBuV)	Det	3117_00168717	10dB[dB]	DC Corr (dB)	Corrected Reading (dBuV/m)	Average Limit (dBuV/m)	Margin (dB)	Peak Limit (dBuV/m)	PK Margin (dB)	Azimuth (Degs)	Height (cm)	Polarity
1	* 2.39	56.14	Pk	31.7	-25.5	0	62.34	-	-	74	-11.66	23	105	V
2	* 2.388	58.95	Pk	31.7	-25.5	0	65.15	-	-	74	-8.85	23	105	V
3	* 2.39	41.09	RMS	31.7	-25.5	.17	47.46	54	-6.54	-	-	23	105	V
4	* 2.39	41.62	RMS	31.7	-25.5	.17	47.99	54	-6.01	-	-	23	105	V

* - indicates frequency in CFR47 Pt 15 / IC RSS-Restricted Band
Pk - Peak detector
RMS - RMS detection

UL Korea, Ltd. Suwon Laboratory FORM ID: FCC_15C
218 Maeyeong-ro, Yeongtong-gu, Suwon-si, Gyeonggi-do, 16675, Korea TEL: (031) 337-9902 FAX: (031) 213-5433
UL Korea, Ltd. Confidential
This report shall not be reproduced except in full, without the written approval of UL Korea, Ltd.

AUTHORIZED BANDEDGE (10 CHANNEL)

HORIZONTAL PEAK AND AVERAGE PLOT

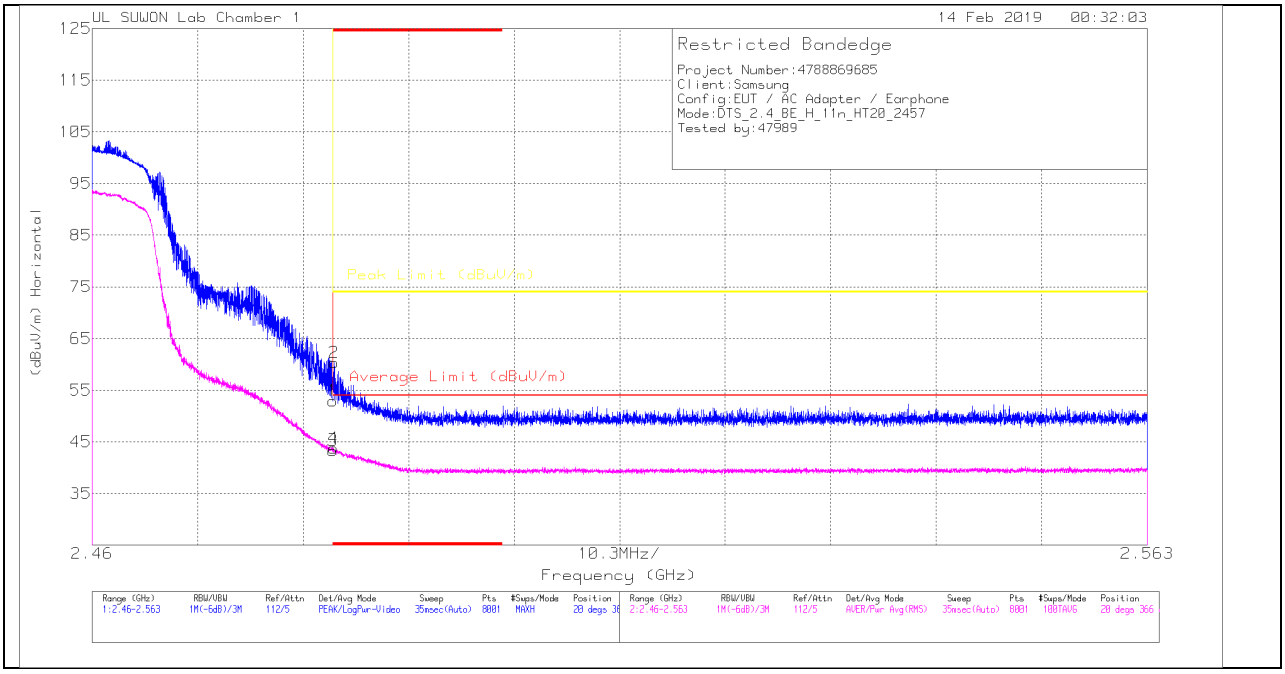

HORIZONTAL DATA

Trace Markers

Marker	Frequency (GHz)	Meter Reading (dBuV)	Det	3117_00168717	10dB[dB]	DC Corr (dB)	Corrected Reading (dBuV/m)	Average Limit (dBuV/m)	Margin (dB)	Peak Limit (dBuV/m)	PK Margin (dB)	Azimuth (Degs)	Height (cm)	Polarity
1	* 2.484	46.37	Pk	31.9	-25.3	0	52.97	-	-	74	-21.03	20	366	H
2	* 2.484	53.74	Pk	31.9	-25.3	0	60.34	-	-	74	-13.66	20	366	H
3	* 2.484	36.55	RMS	31.9	-25.3	.17	43.32	54	-10.68	-	-	20	366	H
4	* 2.484	37.03	RMS	31.9	-25.3	.17	43.8	54	-10.2	-	-	20	366	H

* - indicates frequency in CFR47 Pt 15 / IC RSS-Restricted Band
Pk - Peak detector
RMS - RMS detection

UL Korea, Ltd. Suwon Laboratory FORM ID: FCC_15C
218 Maeyeong-ro, Yeongtong-gu, Suwon-si, Gyeonggi-do, 16675, Korea TEL: (031) 337-9902 FAX: (031) 213-5433
UL Korea, Ltd. Confidential
This report shall not be reproduced except in full, without the written approval of UL Korea, Ltd.

VERTICAL PEAK AND AVERAGE PLOT

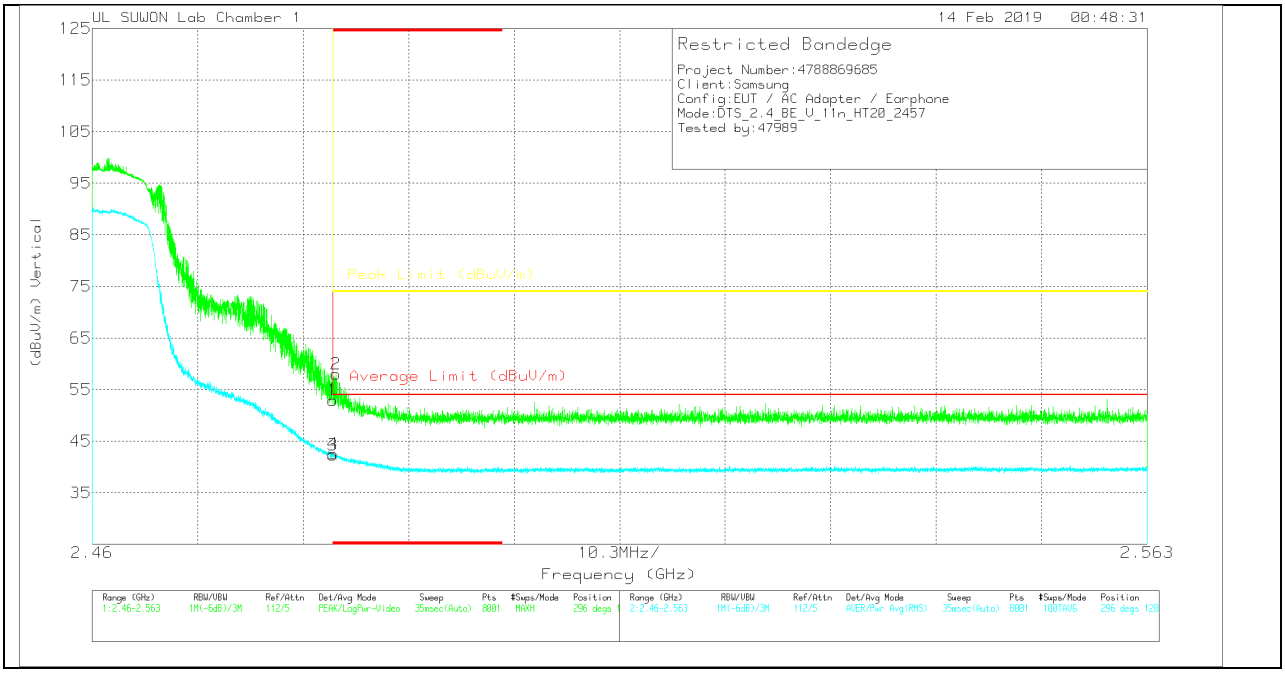

VERTICAL DATA

Trace Markers

Marker	Frequency (GHz)	Meter Reading (dBuV)	Det	3117_00168717	10dB[dB]	DC Corr (dB)	Corrected Reading (dBuV/m)	Average Limit (dBuV/m)	Margin (dB)	Peak Limit (dBuV/m)	PK Margin (dB)	Azimuth (Degs)	Height (cm)	Polarity
1	* 2.484	46.36	Pk	31.9	-25.3	0	52.96	-	-	74	-21.04	296	120	V
2	* 2.484	51.42	Pk	31.9	-25.3	0	58.02	-	-	74	-15.98	296	120	V
3	* 2.484	35.55	RMS	31.9	-25.3	.17	42.32	54	-11.68	-	-	296	120	V
4	* 2.484	35.78	RMS	31.9	-25.3	.17	42.55	54	-11.45	-	-	296	120	V

* - indicates frequency in CFR47 Pt 15 / IC RSS-Restricted Band
Pk - Peak detector
RMS - RMS detection

UL Korea, Ltd. Suwon Laboratory FORM ID: FCC_15C
218 Maeyeong-ro, Yeongtong-gu, Suwon-si, Gyeonggi-do, 16675, Korea TEL: (031) 337-9902 FAX: (031) 213-5433
UL Korea, Ltd. Confidential
This report shall not be reproduced except in full, without the written approval of UL Korea, Ltd.

AUTHORIZED BANDEDGE (11 CHANNEL)

HORIZONTAL PEAK AND AVERAGE PLOT

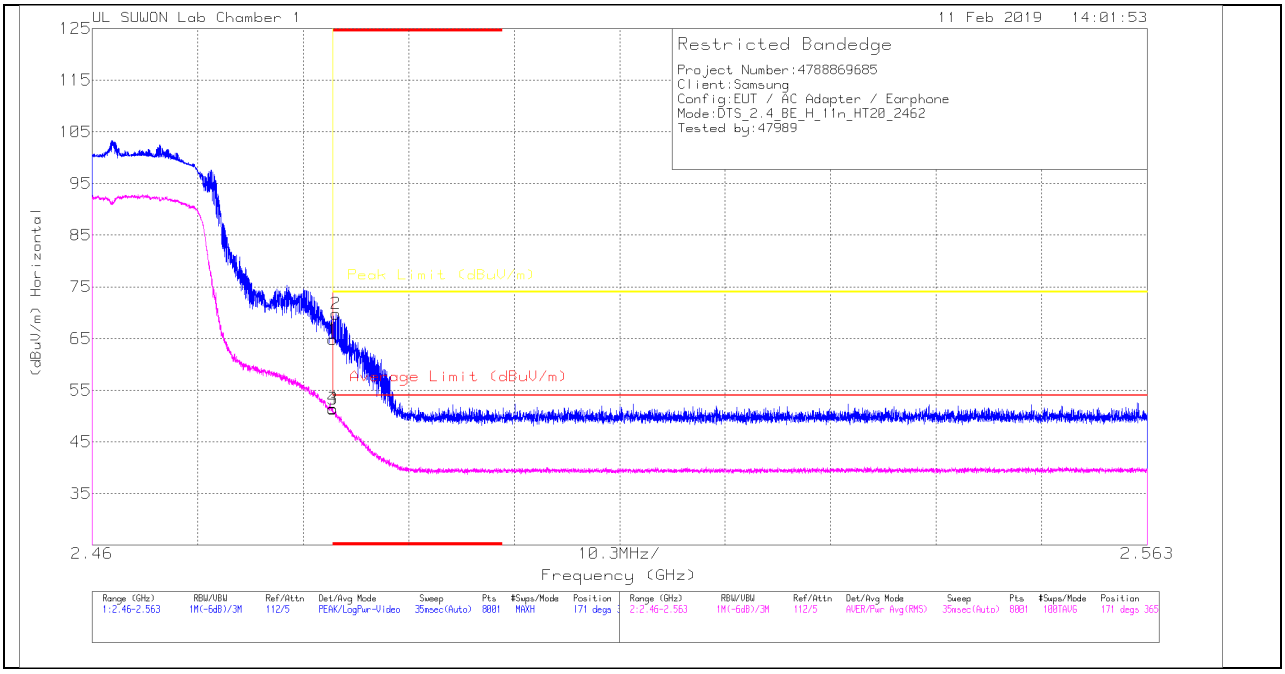

HORIZONTAL DATA

Trace Markers

Marker	Frequency (GHz)	Meter Reading (dBuV)	Det	3117_00168717	10dB[dB]	DC Corr (dB)	Corrected Reading (dBuV/m)	Average Limit (dBuV/m)	Margin (dB)	Peak Limit (dBuV/m)	PK Margin (dB)	Azimuth (Degs)	Height (cm)	Polarity
1	* 2.484	58.26	Pk	31.9	-25.3	0	64.86	-	-	74	-9.14	171	365	H
2	* 2.484	63.2	Pk	31.9	-25.3	0	69.8	-	-	74	-4.2	171	365	H
3	* 2.484	44.6	RMS	31.9	-25.3	.17	51.37	54	-2.63	-	-	171	365	H
4	* 2.484	44.73	RMS	31.9	-25.3	.17	51.5	54	-2.5	-	-	171	365	H

* - indicates frequency in CFR47 Pt 15 / IC RSS-Restricted Band
Pk - Peak detector
RMS - RMS detection

UL Korea, Ltd. Suwon Laboratory FORM ID: FCC_15C
218 Maeyeong-ro, Yeongtong-gu, Suwon-si, Gyeonggi-do, 16675, Korea TEL: (031) 337-9902 FAX: (031) 213-5433
UL Korea, Ltd. Confidential
This report shall not be reproduced except in full, without the written approval of UL Korea, Ltd.

VERTICAL PEAK AND AVERAGE PLOT

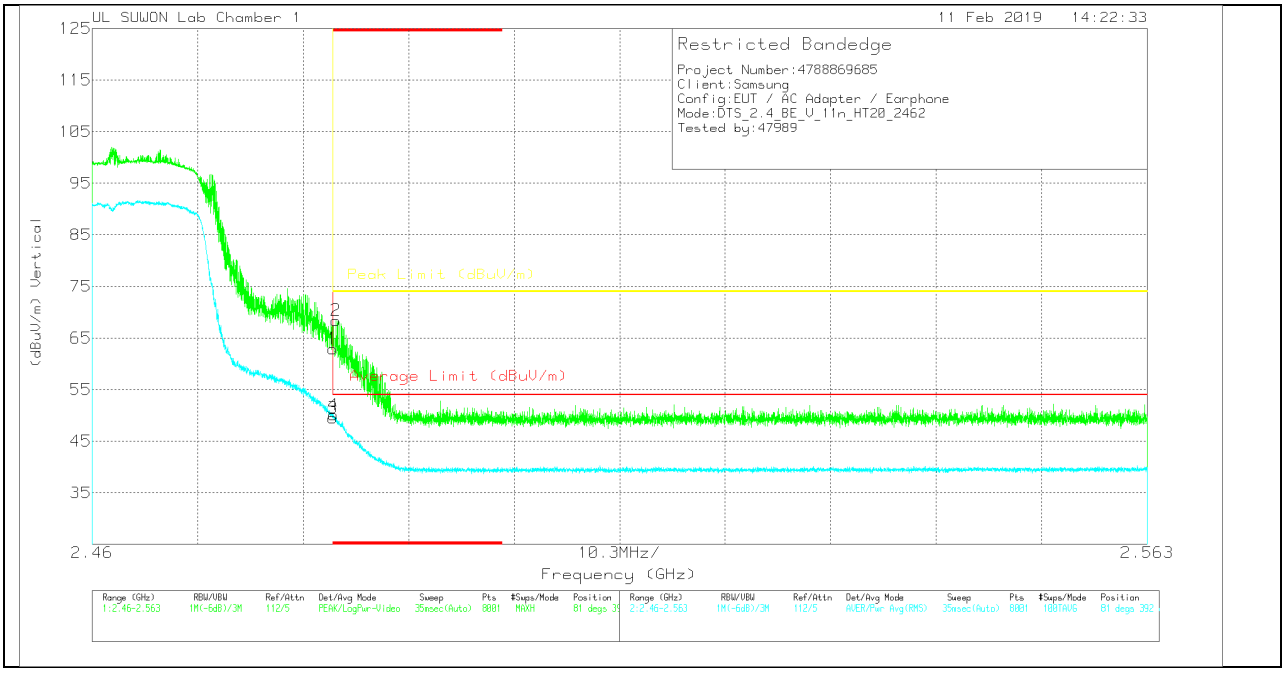

VERTICAL DATA

Trace Markers

Marker	Frequency (GHz)	Meter Reading (dBuV)	Det	3117_00168717	10dB[dB]	DC Corr (dB)	Corrected Reading (dBuV/m)	Average Limit (dBuV/m)	Margin (dB)	Peak Limit (dBuV/m)	PK Margin (dB)	Azimuth (Degs)	Height (cm)	Polarity
1	* 2.484	56.35	Pk	31.9	-25.3	0	62.95	-	-	74	-11.05	81	392	V
2	* 2.484	61.8	Pk	31.9	-25.3	0	68.4	-	-	74	-5.6	81	392	V
3	* 2.484	42.73	RMS	31.9	-25.3	.17	49.5	54	-4.5	-	-	81	392	V
4	* 2.484	43.36	RMS	31.9	-25.3	.17	50.13	54	-3.87	-	-	81	392	V

* - indicates frequency in CFR47 Pt 15 / IC RSS-Restricted Band
Pk - Peak detector
RMS - RMS detection

UL Korea, Ltd. Suwon Laboratory FORM ID: FCC_15C
218 Maeyeong-ro, Yeongtong-gu, Suwon-si, Gyeonggi-do, 16675, Korea TEL: (031) 337-9902 FAX: (031) 213-5433
UL Korea, Ltd. Confidential
This report shall not be reproduced except in full, without the written approval of UL Korea, Ltd.

AUTHORIZED BANDEDGE (12 CHANNEL)

HORIZONTAL PEAK AND AVERAGE PLOT

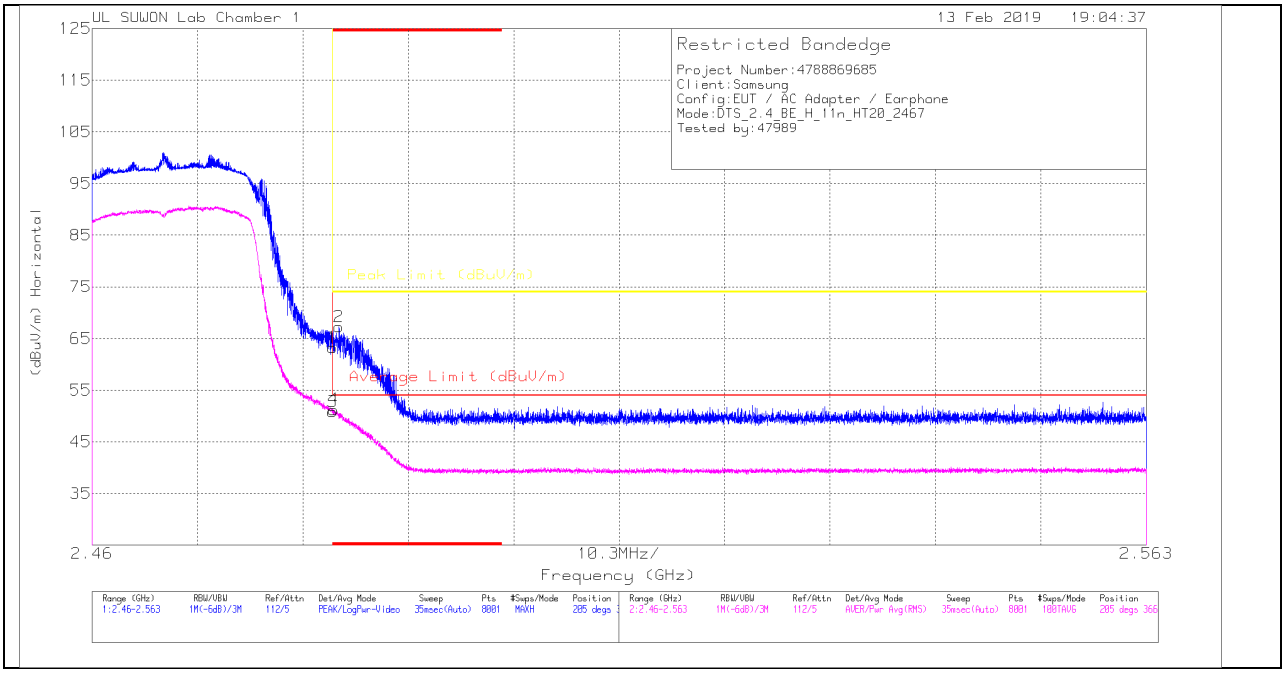

HORIZONTAL DATA

Trace Markers

Marker	Frequency (GHz)	Meter Reading (dBuV)	Det	3117_00168717	10dB[dB]	DC Corr (dB)	Corrected Reading (dBuV/m)	Average Limit (dBuV/m)	Margin (dB)	Peak Limit (dBuV/m)	PK Margin (dB)	Azimuth (Degs)	Height (cm)	Polarity
1	* 2.484	56.67	Pk	31.9	-25.3	0	63.27	-	-	74	-10.73	205	366	H
2	* 2.484	60.66	Pk	31.9	-25.3	0	67.26	-	-	74	-6.74	205	366	H
3	* 2.484	44.13	RMS	31.9	-25.3	.17	50.90	54	-3.10	-	-	205	366	H
4	* 2.484	44.54	RMS	31.9	-25.3	.17	51.31	54	-2.69	-	-	205	366	H

* - indicates frequency in CFR47 Pt 15 / IC RSS-Restricted Band
Pk - Peak detector
RMS - RMS detection

UL Korea, Ltd. Suwon Laboratory FORM ID: FCC_15C
218 Maeyeong-ro, Yeongtong-gu, Suwon-si, Gyeonggi-do, 16675, Korea TEL: (031) 337-9902 FAX: (031) 213-5433
UL Korea, Ltd. Confidential
This report shall not be reproduced except in full, without the written approval of UL Korea, Ltd.

VERTICAL PEAK AND AVERAGE PLOT

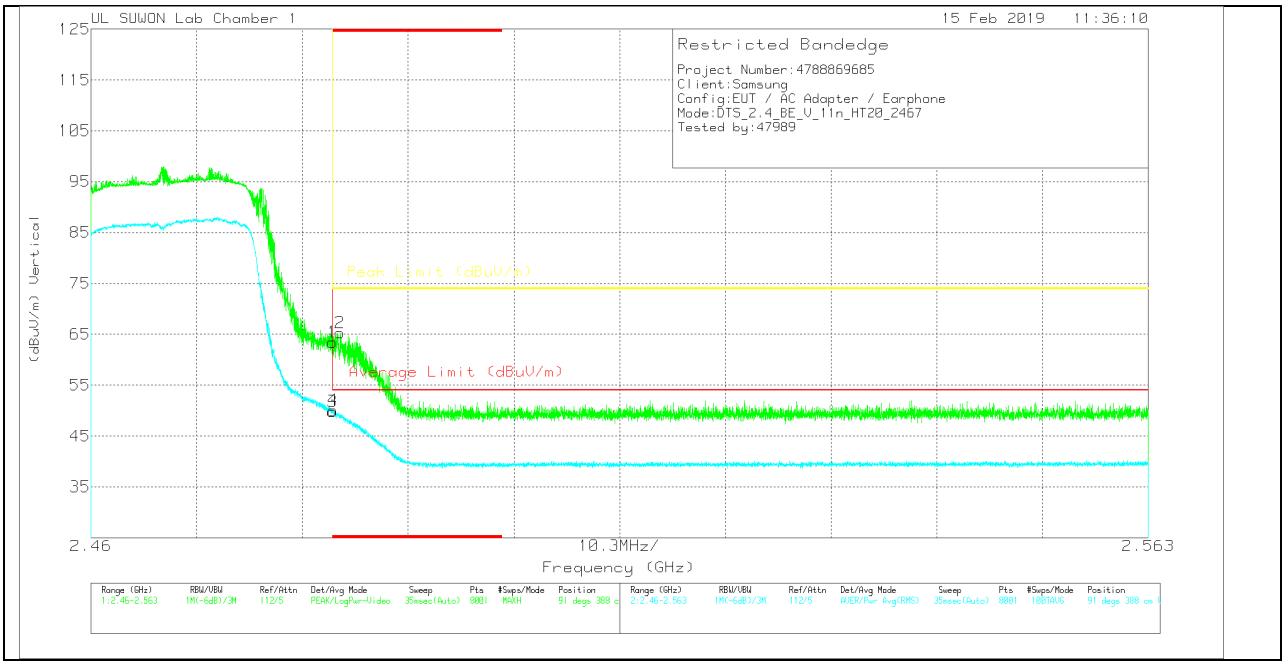

VERTICAL DATA

Trace Markers

Marker	Frequency (GHz)	Meter Reading (dBuV)	Det	3117_00168717	10dB[dB]	DC Corr (dB)	Corrected Reading (dBuV/m)	Average Limit (dBuV/m)	Margin (dB)	Peak Limit (dBuV/m)	PK Margin (dB)	Azimuth (Degs)	Height (cm)	Polarity
1	* 2.484	56.81	Pk	31.9	-25.3	0	63.41	-	-	74	-10.59	91	388	V
2	* 2.484	58.69	Pk	31.9	-25.3	0	65.29	-	-	74	-8.71	91	388	V
3	* 2.484	43.08	RMS	31.9	-25.3	.17	49.85	54	-4.15	-	-	91	388	V
4	* 2.484	43.25	RMS	31.9	-25.3	.17	50.02	54	-3.98	-	-	91	388	V

* - indicates frequency in CFR47 Pt 15 / IC RSS-Restricted Band
Pk - Peak detector
RMS - RMS detection

UL Korea, Ltd. Confidential
This report shall not be reproduced except in full, without the written approval of UL Korea, Ltd.

AUTHORIZED BANDEDGE (13 CHANNEL)

HORIZONTAL PEAK AND AVERAGE PLOT

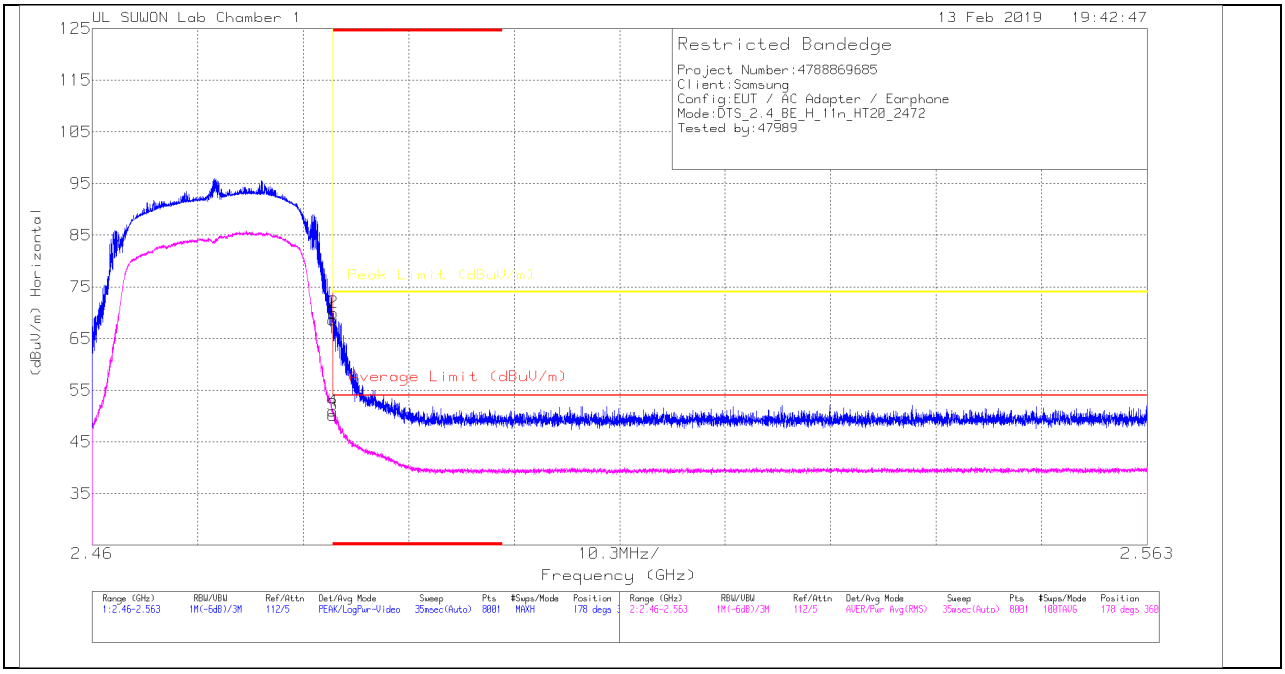

HORIZONTAL DATA

Trace Markers

Marker	Frequency (GHz)	Meter Reading (dBuV)	Det	3117_00168717	10dB[dB]	DC Corr (dB)	Corrected Reading (dBuV/m)	Average Limit (dBuV/m)	Margin (dB)	Peak Limit (dBuV/m)	PK Margin (dB)	Azimuth (Degs)	Height (cm)	Polarity
1	* 2.484	62.04	Pk	31.9	-25.3	0	68.64	-	-	74	-5.36	178	360	H
2	* 2.484	63.41	Pk	31.9	-25.3	0	70.01	-	-	74	-3.99	178	360	H
3	* 2.484	43.43	RMS	31.9	-25.3	.17	50.2	54	-3.8	-	-	178	360	H
4	* 2.484	44.21	RMS	31.9	-25.3	.17	50.98	54	-3.02	-	-	178	360	H

* - indicates frequency in CFR47 Pt 15 / IC RSS-Restricted Band
Pk - Peak detector
RMS - RMS detection

UL Korea, Ltd. Suwon Laboratory FORM ID: FCC_15C
218 Maeyeong-ro, Yeongtong-gu, Suwon-si, Gyeonggi-do, 16675, Korea TEL: (031) 337-9902 FAX: (031) 213-5433
UL Korea, Ltd. Confidential
This report shall not be reproduced except in full, without the written approval of UL Korea, Ltd.

VERTICAL PEAK AND AVERAGE PLOT

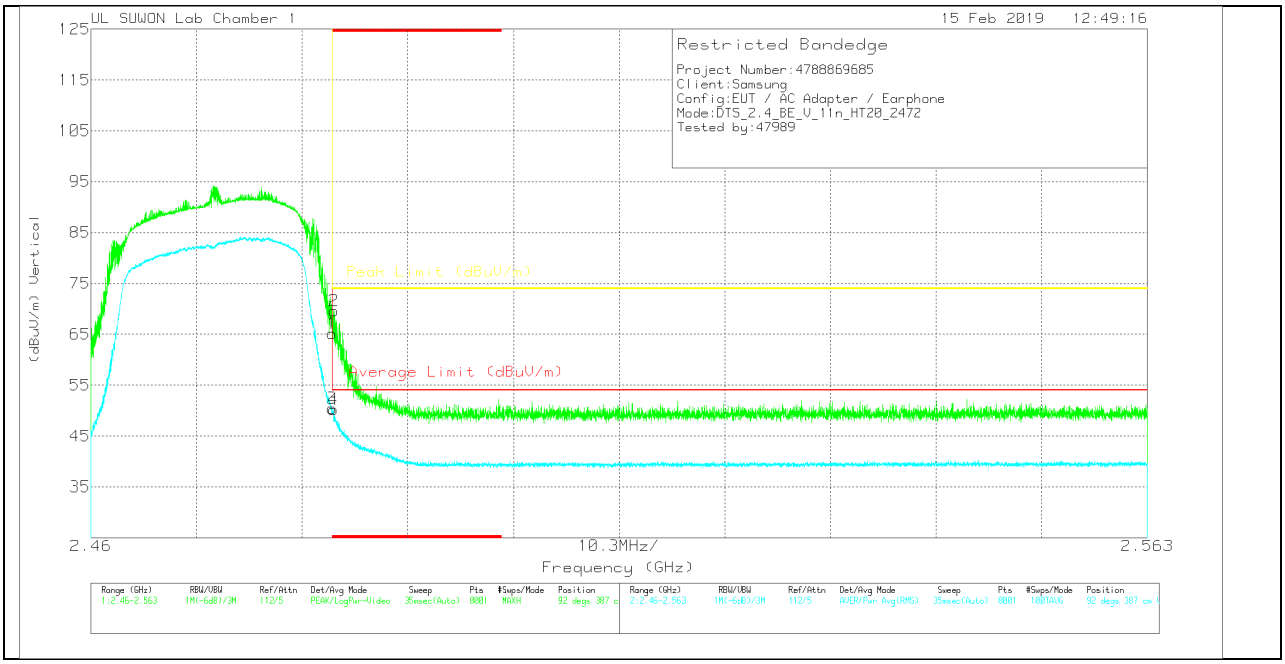

VERTICAL DATA

Trace Markers

Marker	Frequency (GHz)	Meter Reading (dBuV)	Det	3117_00168717	10dB[dB]	DC Corr (dB)	Corrected Reading (dBuV/m)	Average Limit (dBuV/m)	Margin (dB)	Peak Limit (dBuV/m)	PK Margin (dB)	Azimuth (Degs)	Height (cm)	Polarity
1	* 2.484	58.61	Pk	31.9	-25.3	0	65.21	-	-	74	-8.79	92	387	V
2	* 2.484	63.06	Pk	31.9	-25.3	0	69.66	-	-	74	-4.34	92	387	V
3	* 2.484	43.67	RMS	31.9	-25.3	.17	50.44	54	-3.56	-	-	92	387	V
4	* 2.484	43.47	RMS	31.9	-25.3	.17	50.24	54	-3.76	-	-	92	387	V

* - indicates frequency in CFR47 Pt 15 / IC RSS-Restricted Band
Pk - Peak detector
RMS - RMS detection

UL Korea, Ltd. Confidential
This report shall not be reproduced except in full, without the written approval of UL Korea, Ltd.

HARMONICS AND SPURIOUS EMISSIONS

1 CHANNEL HORIZONTAL

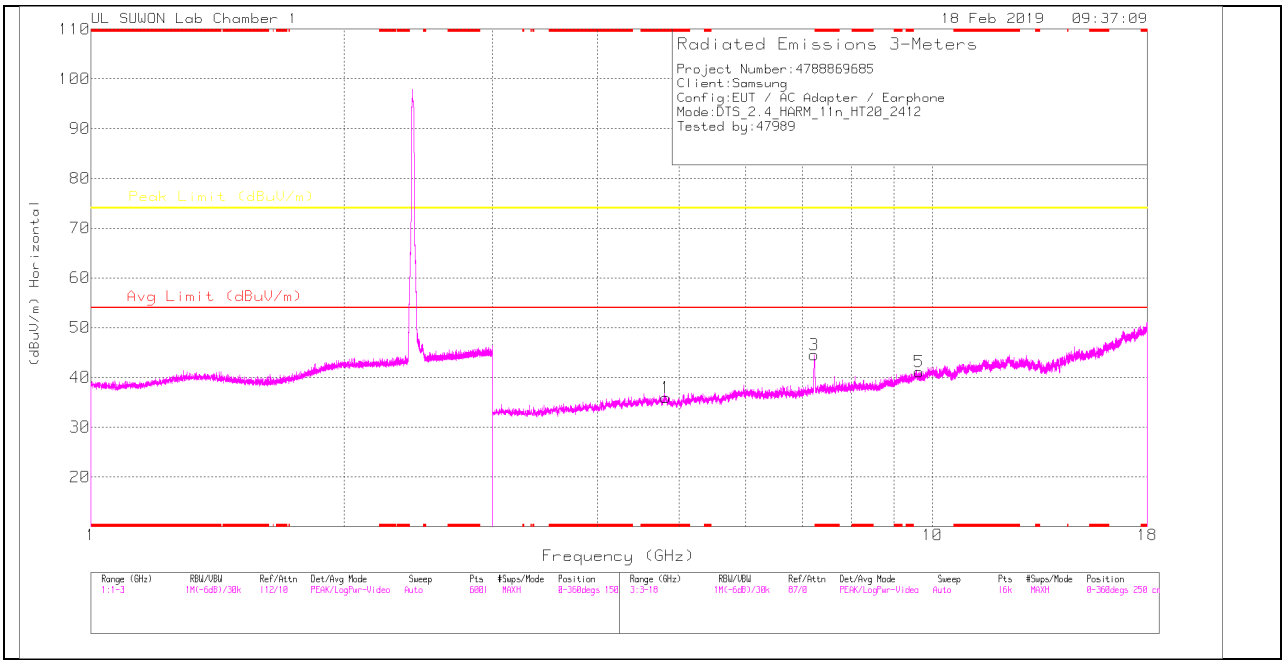

1 CHANNEL VERTICAL

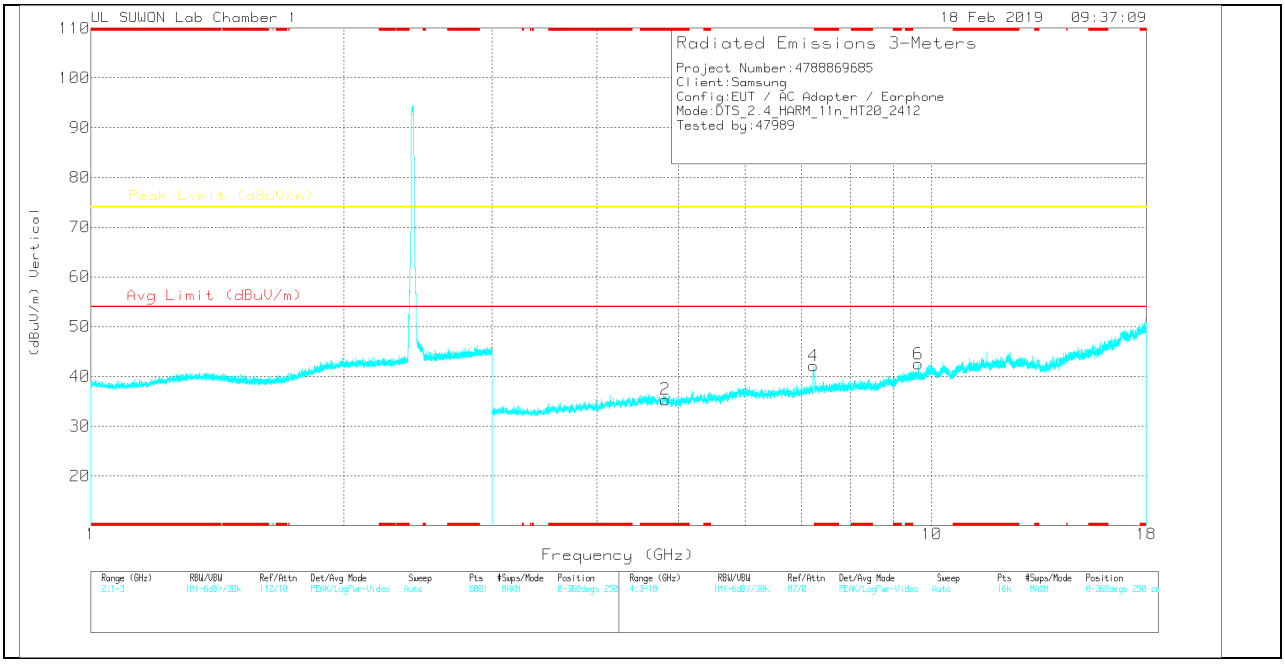

Note: Emission was scanned up to 26GHz; No emissions were detected above the noise floor which was at least 20dB below the specification limit.

UL Korea, Ltd. Suwon Laboratory FORM ID: FCC_15C
218 Maeyeong-ro, Yeongtong-gu, Suwon-si, Gyeonggi-do, 16675, Korea TEL: (031) 337-9902 FAX: (031) 213-5433
UL Korea, Ltd. Confidential
This report shall not be reproduced except in full, without the written approval of UL Korea, Ltd.

1 CHANNEL DATA

Trace Markers

Marker	Frequency (GHz)	Meter Reading (dBuV)	Det	3117_00168717	3GHz_HP[dB]	DC Corr (dB)	Corrected Reading (dBuV/m)	Avg Limit (dBuV/m)	Margin (dB)	Peak Limit (dBuV/m)	Margin (dB)	Azimuth (Degs)	Height (cm)	Polarity
1	* 4.824	33.12	PK	34.2	-31.4	0	35.92	-	-	74	-38.08	0-360	150	H
3	7.238	36.55	PK	35.8	-27.8	0	44.55	-	-	74	-29.45	0-360	150	H
5	9.647	27.3	PK	37.1	-23.3	0	41.1	-	-	74	-32.9	0-360	150	H
2	* 4.824	32.57	PK	34.2	-31.4	0	35.37	-	-	74	-38.63	0-360	250	V
4	7.239	34.25	PK	35.8	-27.9	0	42.15	-	-	74	-31.85	0-360	250	V
6	9.648	28.7	PK	37.1	-23.3	0	42.5	-	-	74	-31.5	0-360	250	V

* - indicates frequency in CFR47 Pt 15 / IC RSS-Restricted Band
PK – Peak Detector

Radiated Emissions

Frequency (GHz)	Meter Reading (dBuV)	Det	3117_00168717	3GHz_HP[dB]	DC Corr (dB)	Corrected Reading (dBuV/m)	Avg Limit (dBuV/m)	Margin (dB)	Peak Limit (dBuV/m)	Margin (dB)	Azimuth (Degs)	Height (cm)	Polarity
7.238	49.25	PK2	35.8	-27.8	0	57.25	-	-	74	-16.75	161	100	H
7.237	44.87	PK2	35.8	-27.8	0	52.87	-	-	74	-21.13	156	151	V
9.648	37.01	PK2	37.1	-23.3	0	50.81	-	-	74	-23.19	111	119	H
9.648	36.95	PK2	37.1	-23.3	0	50.75	-	-	74	-23.25	83	100	V

* - indicates frequency in CFR47 Pt 15 / IC RSS-Restricted Band
PK2 - KDB558074 Method: Maximum Peak

UL Korea, Ltd. Suwon Laboratory FORM ID: FCC_15C
218 Maeyeong-ro, Yeongtong-gu, Suwon-si, Gyeonggi-do, 16675, Korea TEL: (031) 337-9902 FAX: (031) 213-5433
UL Korea, Ltd. Confidential
This report shall not be reproduced except in full, without the written approval of UL Korea, Ltd.

6 CHANNEL HORIZONTAL

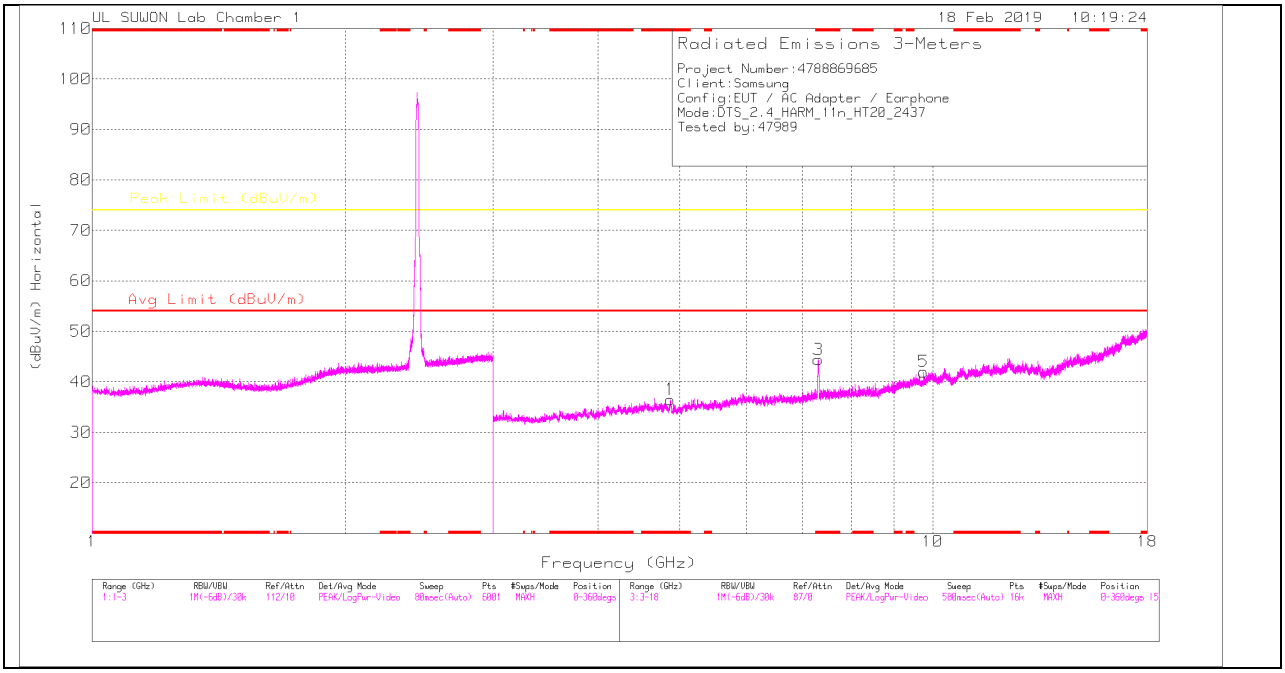

6 CHANNEL VERTICAL

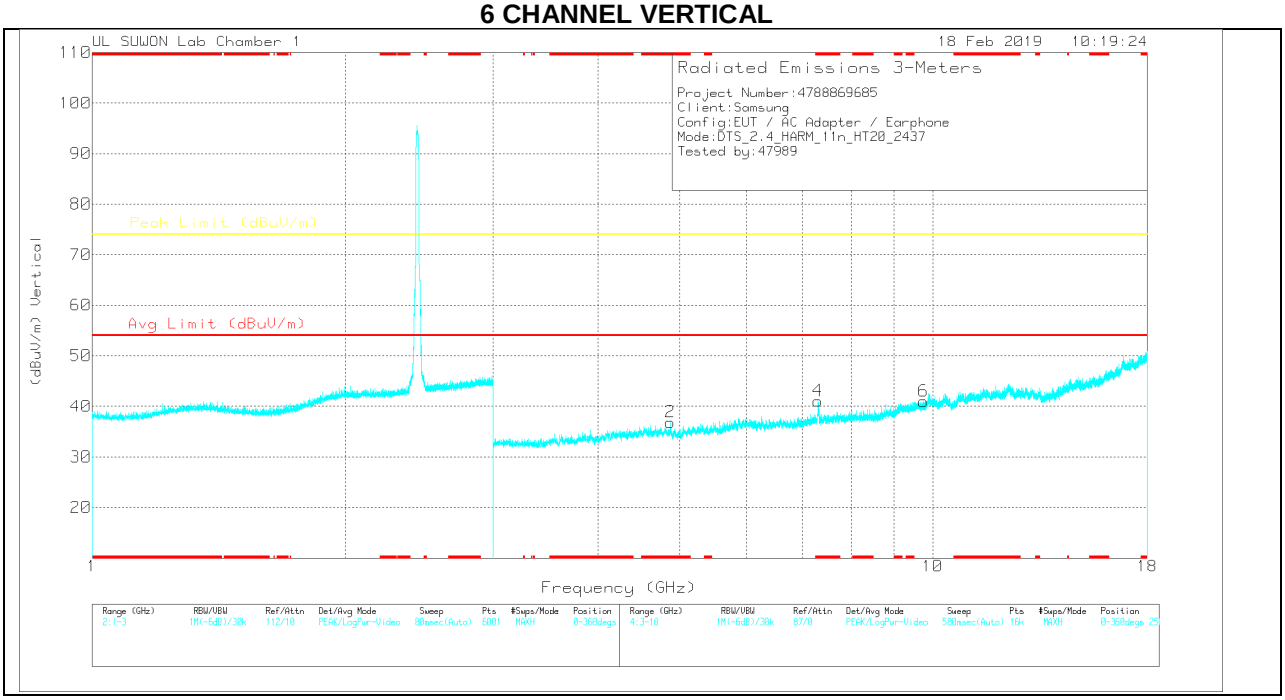

Note: Emission was scanned up to 26GHz; No emissions were detected above the noise floor which was at least 20dB below the specification limit.

UL Korea, Ltd. Suwon Laboratory FORM ID: FCC_15C
218 Maeyeong-ro, Yeongtong-gu, Suwon-si, Gyeonggi-do, 16675, Korea TEL: (031) 337-9902 FAX: (031) 213-5433
UL Korea, Ltd. Confidential
This report shall not be reproduced except in full, without the written approval of UL Korea, Ltd.

6 CHANNEL DATA

Trace Markers

Marker	Frequency (GHz)	Meter Reading (dBuV)	Det	3117_00168717	3GHz_HP[dB]	DC Corr (dB)	Corrected Reading (dBuV/m)	Avg Limit (dBuV/m)	Margin (dB)	Peak Limit (dBuV/m)	Margin (dB)	Azimuth (Degs)	Height (cm)	Polarity
1	* 4.875	33.77	PK	34.2	-31.5	0	36.47	-	-	74	-37.53	0-360	250	H
3	* 7.31	36.09	PK	35.8	-27.5	0	44.39	-	-	74	-29.61	0-360	150	H
5	9.748	28.68	PK	37.2	-23.9	0	41.98	-	-	74	-32.02	0-360	250	H
2	* 4.876	34.17	PK	34.2	-31.5	0	36.87	-	-	74	-37.13	0-360	150	V
4	* 7.307	32.78	PK	35.8	-27.5	0	41.08	-	-	74	-32.92	0-360	250	V
6	9.748	27.7	PK	37.2	-23.9	0	41	-	-	74	-33	0-360	150	V

* - indicates frequency in CFR47 Pt 15 / IC RSS-Restricted Band
PK – Peak Detector

Radiated Emissions

Frequency (GHz)	Meter Reading (dBuV)	Det	3117_00168717	3GHz_HP[dB]	DC Corr (dB)	Corrected Reading (dBuV/m)	Avg Limit (dBuV/m)	Margin (dB)	Peak Limit (dBuV/m)	Margin (dB)	Azimuth (Degs)	Height (cm)	Polarity
* 7.312	48.97	PK2	35.8	-27.4	0	57.37	-	-	74	-16.63	161	111	H
* 7.31	35.4	MAv1	35.8	-27.4	.17	43.97	54	-10.03	-	-	161	111	H
* 7.31	45.25	PK2	35.8	-27.5	0	53.55	-	-	74	-20.45	129	117	V
* 7.308	31.28	MAv1	35.8	-27.5	.17	39.75	54	-14.25	-	-	129	117	V

* - indicates frequency in CFR47 Pt 15 / IC RSS-Restricted Band
PK2 - KDB558074 Method: Maximum Peak
MAv1 - KDB558074 Option 1 Maximum RMS Average

UL Korea, Ltd. Suwon Laboratory FORM ID: FCC_15C
218 Maeyeong-ro, Yeongtong-gu, Suwon-si, Gyeonggi-do, 16675, Korea TEL: (031) 337-9902 FAX: (031) 213-5433
UL Korea, Ltd. Confidential
This report shall not be reproduced except in full, without the written approval of UL Korea, Ltd.

10 CHANNEL HORIZONTAL

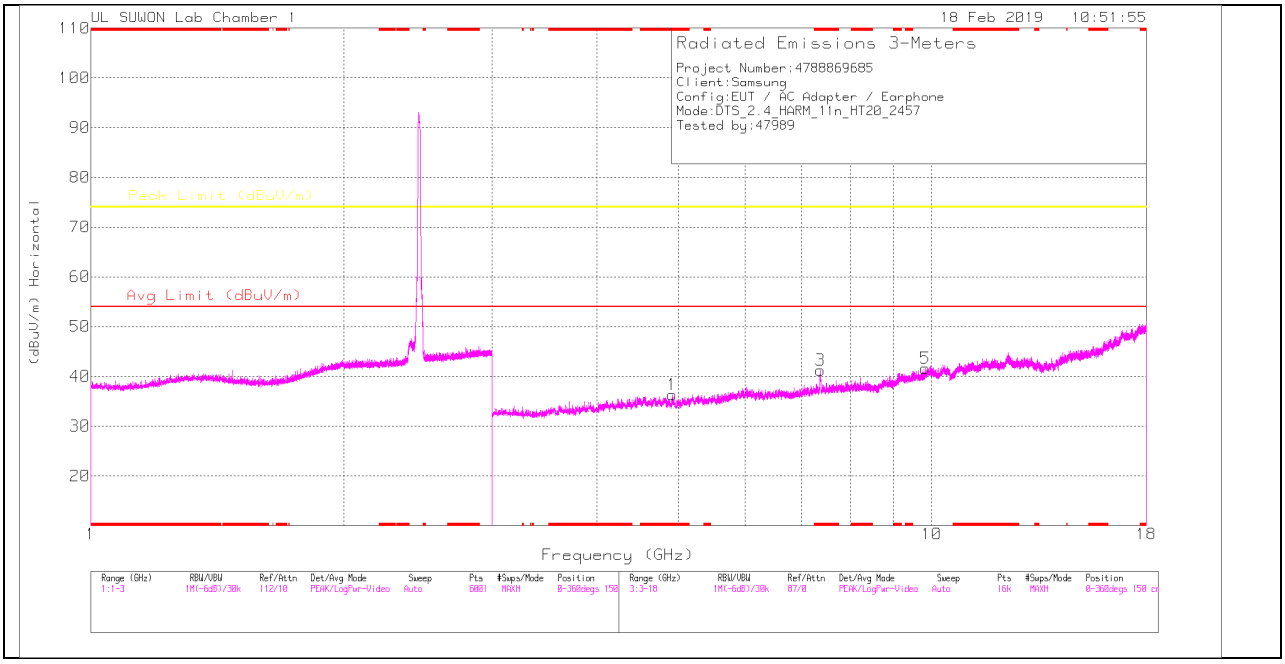

10 CHANNEL VERTICAL

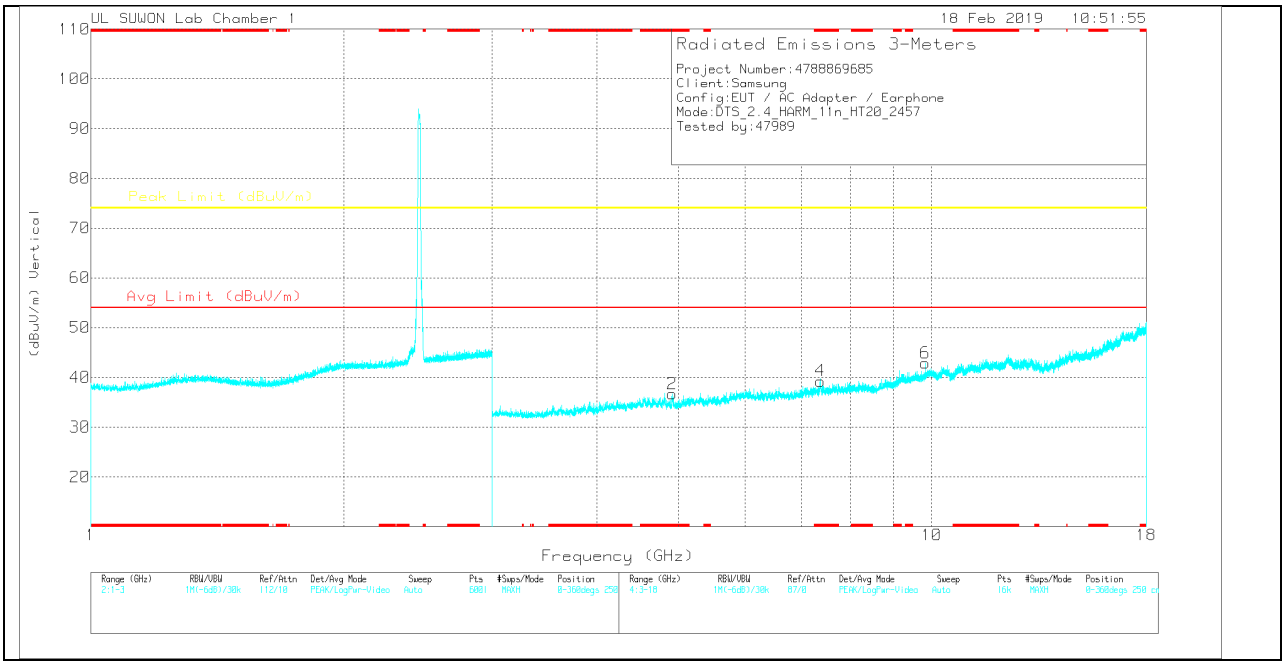

Note: Emission was scanned up to 26GHz; No emissions were detected above the noise floor which was at least 20dB below the specification limit.

UL Korea, Ltd. Suwon Laboratory FORM ID: FCC_15C
218 Maeyeong-ro, Yeongtong-gu, Suwon-si, Gyeonggi-do, 16675, Korea TEL: (031) 337-9902 FAX: (031) 213-5433
UL Korea, Ltd. Confidential
This report shall not be reproduced except in full, without the written approval of UL Korea, Ltd.

10 CHANNEL DATA

Trace Markers

Marker	Frequency (GHz)	Meter Reading (dBuV)	Det	3117_00168717	3GHz_HP[dB]	DC Corr (dB)	Corrected Reading (dBuV/m)	Avg Limit (dBuV/m)	Margin (dB)	Peak Limit (dBuV/m)	Margin (dB)	Azimuth (Degs)	Height (cm)	Polarity
1	* 4.917	33.62	PK	34.2	-31.5	0	36.32	-	-	74	-37.68	0-360	250	H
3	* 7.375	32.41	PK	35.8	-27	0	41.21	-	-	74	-32.79	0-360	150	H
5	9.828	27.66	PK	37.4	-23.4	0	41.66	-	-	74	-32.34	0-360	150	H
2	* 4.911	34	PK	34.2	-31.5	0	36.7	-	-	74	-37.3	0-360	150	V
4	* 7.376	30.49	PK	35.8	-27	0	39.29	-	-	74	-34.71	0-360	250	V
6	9.828	28.85	PK	37.4	-23.4	0	42.85	-	-	74	-31.15	0-360	250	V

* - indicates frequency in CFR47 Pt 15 / IC RSS-Restricted Band
PK – Peak Detector

Radiated Emissions

Frequency (GHz)	Meter Reading (dBuV)	Det	3117_00168717	3GHz_HP[dB]	DC Corr (dB)	Corrected Reading (dBuV/m)	Avg Limit (dBuV/m)	Margin (dB)	Peak Limit (dBuV/m)	Margin (dB)	Azimuth (Degs)	Height (cm)	Polarity
* 7.371	45.91	PK2	35.8	-27	0	54.71	-	-	74	-19.29	162	106	H
* 7.369	31.24	MAv1	35.8	-27	.17	40.21	54	-13.79	-	-	162	106	H
* 7.365	41.3	PK2	35.8	-27	0	50.1	-	-	74	-23.9	123	144	V
* 7.367	27.96	MAv1	35.8	-27	.17	36.93	54	-17.07	-	-	123	144	V
9.828	37.74	PK2	37.4	-23.4	0	51.74	-	-	74	-22.26	118	100	H
9.828	36.16	PK2	37.4	-23.4	0	50.16	-	-	74	-23.84	95	117	V

* - indicates frequency in CFR47 Pt 15 / IC RSS-Restricted Band
PK2 - KDB558074 Method: Maximum Peak
MAv1 - KDB558074 Option 1 Maximum RMS Average

UL Korea, Ltd. Suwon Laboratory FORM ID: FCC_15C
218 Maeyeong-ro, Yeongtong-gu, Suwon-si, Gyeonggi-do, 16675, Korea TEL: (031) 337-9902 FAX: (031) 213-5433
UL Korea, Ltd. Confidential
This report shall not be reproduced except in full, without the written approval of UL Korea, Ltd.

11.3. WORST-CASE BELOW 1 GHz

SPURIOUS EMISSIONS 30 TO 1000 MHz (WORST-CASE CONFIGURATION, HORIZONTAL)

HORIZONTAL PLOT

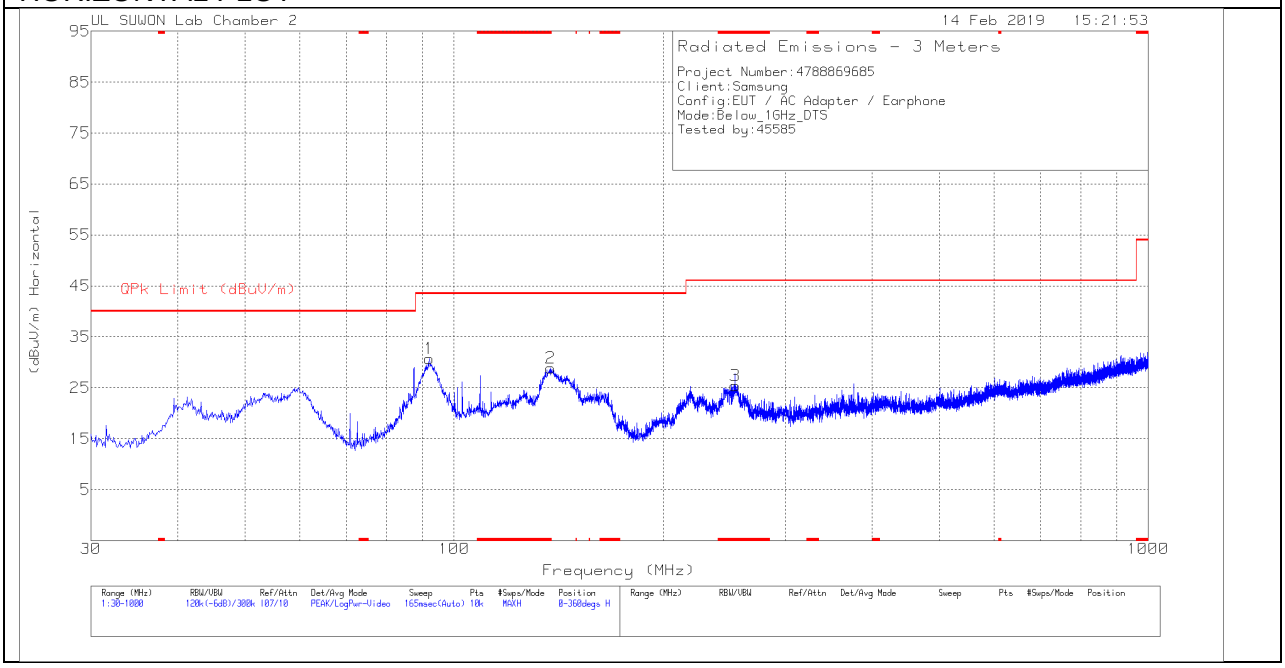

SPURIOUS EMISSIONS 30 TO 1000 MHz (WORST-CASE CONFIGURATION, VERTICAL)

VERTICAL PLOT

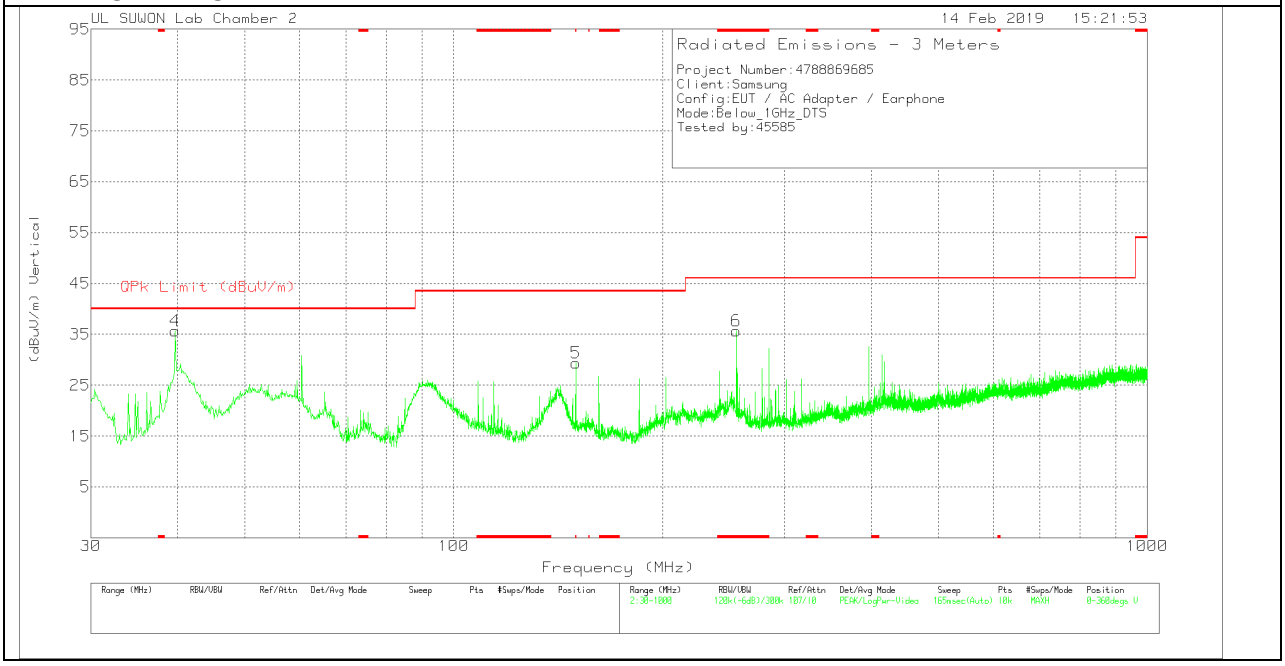

UL Korea, Ltd. Suwon Laboratory FORM ID: FCC_15C
218 Maeyeong-ro, Yeongtong-gu, Suwon-si, Gyeonggi-do, 16675, Korea TEL: (031) 337-9902 FAX: (031) 213-5433
UL Korea, Ltd. Confidential
This report shall not be reproduced except in full, without the written approval of UL Korea, Ltd.

Below 1G Data

Trace Markers

Marker	Frequency (MHz)	Meter Reading (dBuV)	Det	VULB9163_749	Below_1G[dB]	Corrected Reading (dBuV/m)	QPk Limit (dBuV/m)	Margin (dB)	Azimuth (Degs)	Height (cm)	Polarity
1	92.08	45.81	Pk	16.4	-31.5	30.71	43.52	-12.81	0-360	200	H
2	* 137.767	45.91	Pk	14.1	-31.2	28.81	43.52	-14.71	0-360	200	H
3	* 254.167	36.76	Pk	19.2	-30.6	25.36	46.02	-20.66	0-360	100	H
4	39.7	48.93	Pk	18.6	-31.9	35.63	40	-4.37	0-360	100	V
5	* 149.989	46.46	Pk	14.1	-31.2	29.36	43.52	-14.16	0-360	100	V
6	* 255.525	47.2	Pk	19.1	-30.6	35.7	46.02	-10.32	0-360	100	V

* - indicates frequency in CFR47 Pt 15 / IC RSS-Restricted Band
Pk - Peak detector

UL Korea, Ltd. Suwon Laboratory FORM ID: FCC_15C
218 Maeyeong-ro, Yeongtong-gu, Suwon-si, Gyeonggi-do, 16675, Korea TEL: (031) 337-9902 FAX: (031) 213-5433
UL Korea, Ltd. Confidential
This report shall not be reproduced except in full, without the written approval of UL Korea, Ltd.

12. AC POWER LINE CONDUCTED EMISSIONS

LIMITS

FCC §15.207 (a)
IC RSS-GEN Clause 8.8

Frequency of Emission (MHz)	Conducted Limit (dBuV)	
	Quasi-peak	Average
0.15-0.5	66 to 56 *	56 to 46 *
0.5-5	56	46
5-30	60	50

* Decreases with the logarithm of the frequency.

TEST PROCEDURE

The EUT is placed on a non-conducting table 40 cm from the vertical ground plane and 80 cm above the horizontal ground plane. The EUT is configured in accordance with ANSI C63.10.

The receiver is set to a resolution bandwidth of 9 kHz. Peak detection is used unless otherwise Vnoted as quasi-peak or average.

Line conducted data is recorded for both NEUTRAL and HOT lines.

UL Korea, Ltd. Suwon Laboratory FORM ID: FCC_15C
218 Maeyeong-ro, Yeongtong-gu, Suwon-si, Gyeonggi-do, 16675, Korea TEL: (031) 337-9902 FAX: (031) 213-5433
UL Korea, Ltd. Confidential
This report shall not be reproduced except in full, without the written approval of UL Korea, Ltd.

RESULTS

WORST EMISSIONS

LINE 1 PLOT

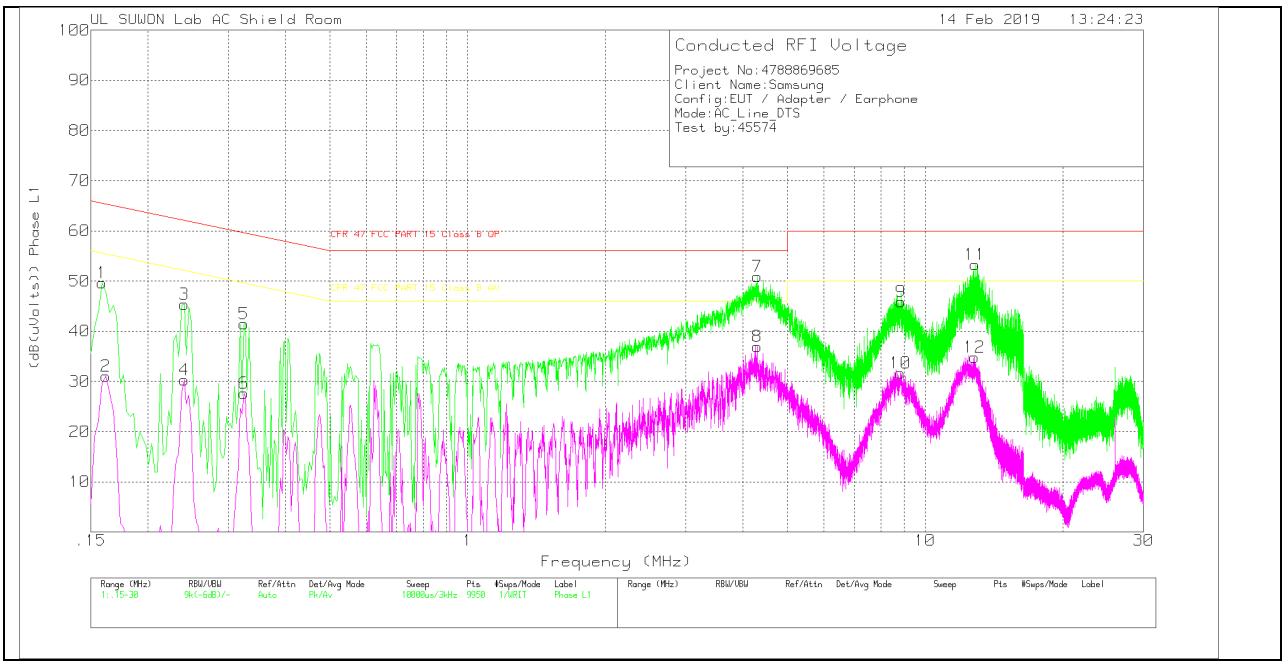

UL Korea, Ltd. Suwon Laboratory FORM ID: FCC_15C
218 Maeyeong-ro, Yeongtong-gu, Suwon-si, Gyeonggi-do, 16675, Korea TEL: (031) 337-9902 FAX: (031) 213-5433
UL Korea, Ltd. Confidential
This report shall not be reproduced except in full, without the written approval of UL Korea, Ltd.

LINE 1 RESULTS

Range 1: Phase L1 .15 - 30MHz

Marker	Frequency (MHz)	Meter Reading (dBuV)	Det	ENV216_101836_With ex-cord_L1	CABLELOSS(dB)	Corrected Reading (dB(uVolts))	CFR 47 FCC PART 15 Class B QP	Margin (dB)	CFR 47 FCC PART 15 Class B AV	Margin (dB)
1	.159	39.66	Pk	9.9	.1	49.66	65.52	-15.86	-	-
2	.162	20.91	Av	10	.1	31.01	-	-	55.36	-24.35
3	.24	35.52	Pk	9.7	.2	45.42	62.1	-16.68	-	-
4	.24	20.41	Av	9.7	.2	30.31	-	-	52.1	-21.79
5	.324	31.53	Pk	9.8	.2	41.53	59.6	-18.07	-	-
6	.324	17.63	Av	9.8	.2	27.63	-	-	49.6	-21.97
7	4.299	40.78	Pk	9.8	.3	50.88	56	-5.12	-	-
8	4.293	26.9	Av	9.8	.3	37	-	-	46	-9
9	8.853	35.51	Pk	10	.4	45.91	60	-14.09	-	-
10	8.817	21.24	Av	10	.4	31.64	-	-	50	-18.36
11	12.834	42.84	Pk	10.1	.4	53.34	60	-6.66	-	-
12	12.81	24.33	Av	10.1	.4	34.83	-	-	50	-15.17

Pk - Peak detector
Av - Average detection

Quasi-Peak Emissions

Range 1: Phase L1 .15 - 30MHz

Frequency (MHz)	Meter Reading (dBuV)	Det	ENV216_101836_With ex-cord_L1	CABLELOSS(dB)	Corrected Reading (dB(uVolts))	CFR 47 FCC PART 15 Class B QP	Margin (dB)	CFR 47 FCC PART 15 Class B AV	Margin (dB)
4.29975	30.87	Qp	9.8	.3	40.97	56	-15.03	-	-
12.8342	31.21	Qp	10.1	.4	41.71	60	-18.29	-	-

Qp - Quasi-Peak detector

UL Korea, Ltd. Suwon Laboratory FORM ID: FCC_15C
218 Maeyeong-ro, Yeongtong-gu, Suwon-si, Gyeonggi-do, 16675, Korea TEL: (031) 337-9902 FAX: (031) 213-5433
UL Korea, Ltd. Confidential
This report shall not be reproduced except in full, without the written approval of UL Korea, Ltd.

LINE 2 PLOT

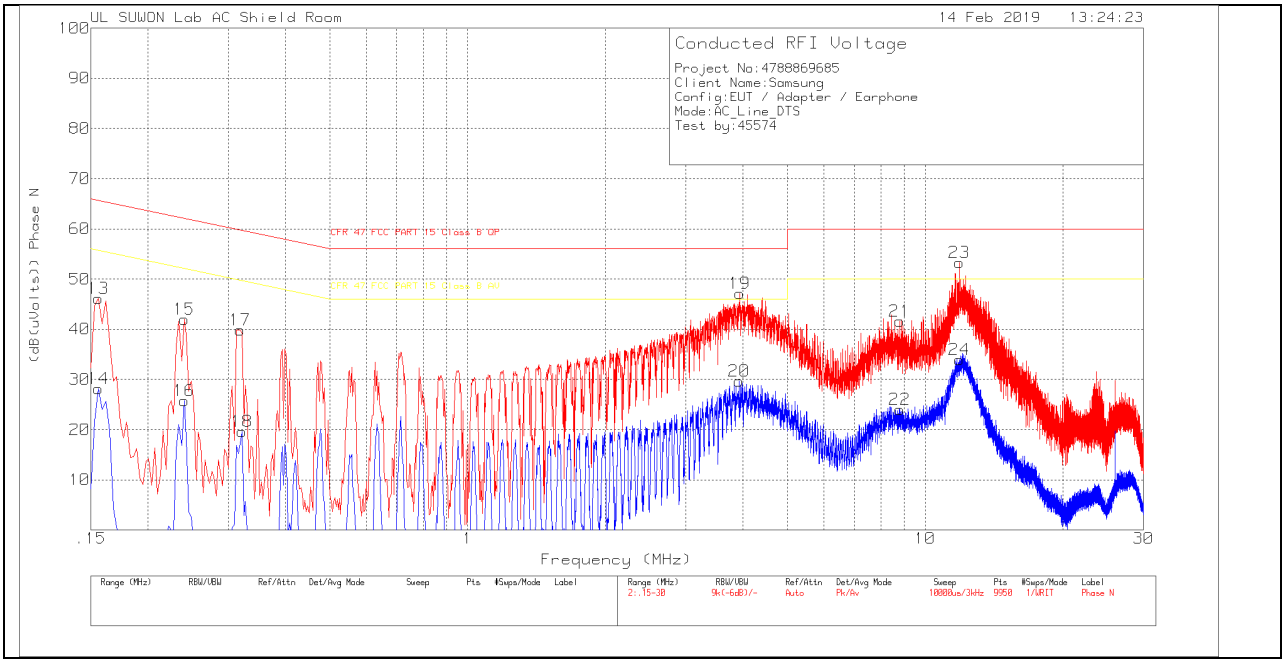

UL Korea, Ltd. Suwon Laboratory FORM ID: FCC_15C
218 Maeyeong-ro, Yeongtong-gu, Suwon-si, Gyeonggi-do, 16675, Korea TEL: (031) 337-9902 FAX: (031) 213-5433
UL Korea, Ltd. Confidential
This report shall not be reproduced except in full, without the written approval of UL Korea, Ltd.

LINE 2 RESULTS

Range 2: Phase N .15 - 30MHz

Marker	Frequency (MHz)	Meter Reading (dBuV)	Det	ENV216_101836_With ex-cord_N	CABLELOSS(dB)	Corrected Reading (dB(uVolts))	CFR 47 FCC PART 15 Class B QP	Margin (dB)	CFR 47 FCC PART 15 Class B AV	Margin (dB)
13	.156	36.26	Pk	9.8	.1	46.16	65.67	-19.51	-	-
14	.156	18.32	Av	9.8	.1	28.22	-	-	55.67	-27.45
15	.24	32.09	Pk	9.7	.2	41.99	62.1	-20.11	-	-
16	.24	15.84	Av	9.7	.2	25.74	-	-	52.1	-26.36
17	.318	29.86	Pk	9.8	.2	39.86	59.76	-19.9	-	-
18	.321	9.64	Av	9.8	.2	19.64	-	-	49.68	-30.04
19	3.93	37.06	Pk	9.8	.3	47.16	56	-8.84	-	-
20	3.915	19.59	Av	9.8	.3	29.69	-	-	46	-16.31
21	8.808	31.34	Pk	9.9	.4	41.64	60	-18.36	-	-
22	8.799	13.75	Av	9.9	.4	24.05	-	-	50	-25.95
23	11.874	42.9	Pk	10.1	.3	53.3	60	-6.7	-	-
24	11.874	23.53	Av	10.1	.3	33.93	-	-	50	-16.07

Pk - Peak detector
Av - Average detection

Quasi-Peak Emissions

Range 2: Phase N .15 - 30MHz

Frequency (MHz)	Meter Reading (dBuV)	Det	ENV216_101836_With ex-cord_N	CABLELOSS(dB)	Corrected Reading (dB(uVolts))	CFR 47 FCC PART 15 Class B QP	Margin (dB)	CFR 47 FCC PART 15 Class B AV	Margin (dB)
3.93075	31.76	Qp	9.8	.3	41.86	56	-14.14	-	-
11.8733	33.94	Qp	10.1	.3	44.34	60	-15.66	-	-

Qp - Quasi-Peak detector

UL Korea, Ltd. Suwon Laboratory FORM ID: FCC_15C
218 Maeyeong-ro, Yeongtong-gu, Suwon-si, Gyeonggi-do, 16675, Korea TEL: (031) 337-9902 FAX: (031) 213-5433
UL Korea, Ltd. Confidential
This report shall not be reproduced except in full, without the written approval of UL Korea, Ltd.