**FCC CFR47 PART 15 SUBPART C**

**Bluetooth Low Energy**

**CERTIFICATION TEST REPORT**

**FOR**

**GSM/WCDMA/LTE Phone + BT/BLE, DTS b/g/n and NFC**

**MODEL NUMBER : SM-A205YN**

**FCC ID: A3LSMA205YN**

**REPORT NUMBER: 4788931341-E3V1**

**ISSUE DATE: APR 04, 2019**

*Prepared for*
**SAMSUNG ELECTRONICS CO., LTD.**
**129 SAMSUNG-RO, YEONGTONG-GU, SUWON-SI,**
**GYEONGGI-DO, 16677, KOREA**

*Prepared by*
**UL Korea, Ltd.**
**26th floor, 152, Teheran-ro, Gangnam-gu Seoul, 06236, Korea**

**Suwon Test Site: UL Korea, Ltd. Suwon Laboratory**
**218 Maeyeong-ro, Yeongtong-gu,**
**Suwon-si, Gyeonggi-do, 16675, Korea**
**TEL: (031) 337-9902**
**FAX: (031) 213-5433**

ACCREDITED
Testing Laboratory

**TL-637**

## Revision History

| Rev. | Issue Date | Revisions | Revised By |
|---|---|---|---|
| V1 | 04/04/19 | Initial issue | Hoonpyo Lee |


UL Korea, Ltd. Suwon Laboratory FORM ID: FCC_15C
218 Maeyeong-ro, Yeongtong-gu, Suwon-si, Gyeonggi-do, 16675, Korea TEL: (031) 337-9902 FAX: (031) 213-5433
UL Korea, Ltd. Confidential
*This report shall not be reproduced except in full, without the written approval of* UL Korea, Ltd.

# TABLE OF CONTENTS

**1. ATTESTATION OF TEST RESULTS ..... 5**
*1.1. INTRODUCTION OF TEST DATA REUSE ..... 6*
*1.2. DIFFERENCE ..... 6*
*1.3. SPOT CHECK VERIFICATION DATA ..... 6*
*1.4. REFERENCE DETAIL ..... 7*
**2. TEST METHODOLOGY ..... 8**
**3. FACILITIES AND ACCREDITATION ..... 8**
**4. CALIBRATION AND UNCERTAINTY ..... 8**
*4.1. MEASURING INSTRUMENT CALIBRATION ..... 8*
*4.2. SAMPLE CALCULATION ..... 8*
*4.3. MEASUREMENT UNCERTAINTY ..... 9*
**5. EQUIPMENT UNDER TEST ..... 10**
*5.1. DESCRIPTION OF EUT ..... 10*
*5.2. MAXIMUM OUTPUT POWER ..... 10*
*5.3. DESCRIPTION OF AVAILABLE ANTENNAS ..... 10*
*5.4. WORST-CASE CONFIGURATION AND MODE ..... 11*
*5.5. DESCRIPTION OF TEST SETUP ..... 12*
**6. TEST AND MEASUREMENT EQUIPMENT ..... 14**
**7. REFERENCE MEASUREMENT RESULTS ..... 15**
*7.1. ON TIME AND DUTY CYCLE RESULTS ..... 15*
*7.2. 99% BANDWIDTH ..... 16*
**8. MEASUREMENT METHODS ..... 19**
**9. SUMMARY TABLE ..... 20**
**10. ANTENNA PORT TEST RESULTS ..... 21**
*10.1. 6 dB BANDWIDTH ..... 21*
*10.2. OUTPUT POWER ..... 24*
*10.3. AVERAGE POWER ..... 27*
*10.4. PSD ..... 28*
*10.5. OUT-OF-BAND EMISSIONS ..... 31*
**11. RADIATED TEST RESULTS ..... 38**


UL Korea, Ltd. Suwon Laboratory FORM ID: FCC_15C
218 Maeyeong-ro, Yeongtong-gu, Suwon-si, Gyeonggi-do, 16675, Korea TEL: (031) 337-9902 FAX: (031) 213-5433
UL Korea, Ltd. Confidential
*This report shall not be reproduced except in full, without the written approval of* UL Korea, Ltd.

*11.1. LIMITS AND PROCEDURE ..... 38*

*11.2. TRANSMITTER ABOVE 1 GHz ..... 40*

11.2.1. 1Mbps MODE ..... 40

11.2.2. 2Mbps MODE ..... 50

*11.3. WORST-CASE BELOW 1 GHz ..... 60*

**12. AC POWER LINE CONDUCTED EMISSIONS ..... 62**

**13. SETUP PHOTOS ..... 65**



UL Korea, Ltd. Suwon Laboratory FORM ID: FCC_15C
218 Maeyeong-ro, Yeongtong-gu, Suwon-si, Gyeonggi-do, 16675, Korea TEL: (031) 337-9902 FAX: (031) 213-5433

UL Korea, Ltd. Confidential
*This report shall not be reproduced except in full, without the written approval of* UL Korea, Ltd.

# 1. ATTESTATION OF TEST RESULTS

| | |
|---|---|
| **COMPANY NAME:** | SAMSUNG ELECTRONICS CO., LTD. |
| **EUT DESCRIPTION:** | GSM/WCDMA/LTE Phone + BT/BLE, DTS b/g/n and NFC |
| **MODEL NUMBER:** | SM-A205YN |
| **SERIAL NUMBER:** | R38KB0HB4SW (RADIATED, Original);<br>R38KB0HB5BP (CONDUCTED, Original)<br>R38M305XVNL (RADIATED, Spot check) |
| **DATE TESTED:** | JAN 21, 2019 - FEB 21, 2019 (Original)<br>MAR 27, 2019 – APR 04, 2019 (Spot check) |

| APPLICABLE STANDARDS | |
|---|---|
| **STANDARD** | **TEST RESULTS** |
| CFR 47 Part 15 Subpart C | Pass |

UL Korea, Ltd. tested the above equipment in accordance with the requirements set forth in the above standards. All indications of Pass/Fail in this report are opinions expressed by UL Korea, Ltd. based on interpretations and/or observations of test results. Measurement Uncertainties were not taken into account and are published for informational purposes only. The test results show that the equipment tested is capable of demonstrating compliance with the requirements as documented in this report.

**Note:** The results documented in this report apply only to the tested sample, under the conditions and modes of operation as described herein. This document JUN not be altered or revised in any way unless done so by UL Korea, Ltd. and all revisions are duly noted in the revisions section. Any alteration of this document not carried out by UL Korea, Ltd. will constitute fraud and shall nullify the document. This report must not be used by the client to claim product certification, approval, or endorsement by IAS, any agency of the Federal Government, or any agency of any government.

Approved & Released For
UL Korea, Ltd. By:

SungGil Park
Suwon Lab Engineer
UL Korea, Ltd.

Tested By:

Hoonpyo Lee
Suwon Lab Engineer
UL Korea, Ltd.


UL Korea, Ltd. Confidential
*This report shall not be reproduced except in full, without the written approval of* UL Korea, Ltd.

## 1.1. INTRODUCTION OF TEST DATA REUSE

This report referenced from the FCC ID: A3LSMA205GN DTS BLE(FCC CFR 47 Part 15C). And the applicant takes full responsibility that the test data as referenced in this report represent compliance for this FCC ID.

## 1.2. DIFFERENCE

The FCC ID: A3LSMA205YN shares the same enclosure and circuit board as FCC ID: A3LSMA205GN. The BLE antennas and surrounding circuitry and layout are identical between these two units.

After confirming through preliminary radiated emissions that the performance of the FCC ID: A3LSMA205GN remains representative of FCC ID: A3LSMA205YN. The test data of FCC ID: A3LSMA205GN being submitted for this application to cover BLE features.

## 1.3. SPOT CHECK VERIFICATION DATA

(Worst case of the radiated spurious and band edge emissions)

| Band | Test Item | Mode | Frequency | Test Limit | Original model | Spot check model | Deviation | Remark |
|---|---|---|---|---|---|---|---|---|
| | | | | | SM-A205GN/DS Results | SM-A205YN Results | | |
| | | | | | FCC ID : A3LSMA205GN | FCC ID : A3LSMA205YN | | |
| DTS BLE (2.4GHz) | Band Edge | 1Mbps | 2480 MHz | 54 dBuV/m | 40.90 dBuV/m | 43.64 dBuV/m | 2.74 dB | |
| | RSE | 1Mbps | 2480 MHz | 74 dBuV/m | 43.71 dBuV/m | 45.15 dBuV/m | 1.44 dB | |
| | Band Edge | 2Mbps | 2480 MHz | 54 dBuV/m | 42.69 dBuV/m | 45.36 dBuV/m | 2.67 dB | |
| | RSE | 2Mbps | 2440 MHz | 74 dBuV/m | 39.41 dBuV/m | 40.25 dBuV/m | 0.84 dB | |

Comparison of two models, upper deviation is within 3dB range and all test results are under FCC Technical Limits.

Output power verification was performed for the spot check model, all conducted power test results were in the tune up tolerance range. Also deviation for maximum output power result is within upper 0.5dB range.


UL Korea, Ltd. Suwon Laboratory FORM ID: FCC_15C
218 Maeyeong-ro, Yeongtong-gu, Suwon-si, Gyeonggi-do, 16675, Korea TEL: (031) 337-9902 FAX: (031) 213-5433
UL Korea, Ltd. Confidential
*This report shall not be reproduced except in full, without the written approval of* UL Korea, Ltd.

## 1.4. REFERENCE DETAIL

Reference application that contains the reused reference data.

| Equipment Class | Reference FCC ID | Type Grant/Permissive Change | Reference Application | Folder Test/RF Exposure | Report Tittle / Section |
|---|---|---|---|---|---|
| PCE | A3LSMA205GN | Grant | 4788869685-E1 | Test | FCC Report WWAN / GSM,WCDMA, LTE B5/B41 |
| DTS | A3LSMA205GN | Grant | 4788869685-E2 | Test | FCC Report DTS WLAN / All sections |
| | | | 4788869685-E3 | Test | FCC Report BLE All sections |
| DSS | A3LSMA205GN | Grant | 4788869685-E4 | Test | FCC Report BT / All sections |
| DXX | A3LSMA205GN | Grant | 4788869685-E5 | Test | FCC Report NFC/ All sections |


UL Korea, Ltd. Suwon Laboratory FORM ID: FCC_15C
218 Maeyeong-ro, Yeongtong-gu, Suwon-si, Gyeonggi-do, 16675, Korea TEL: (031) 337-9902 FAX: (031) 213-5433
UL Korea, Ltd. Confidential
*This report shall not be reproduced except in full, without the written approval of* UL Korea, Ltd.

# 2. TEST METHODOLOGY

The tests documented in this report were performed in accordance with following methods.

1. FCC CFR 47 Part 2.
2. FCC CFR 47 Part 15.
3. KDB 558074 D01 15.247 Meas Guidance v05r01.
4. KDB 484596 D01 Referencing Test Data v01
5. ANSI C63.10-2013.

# 3. FACILITIES AND ACCREDITATION

The test sites and measurement facilities used to collect data are located at 218 Maeyeong-ro, Yeongtong-gu, Suwon-si, Gyeonggi-do, 16675, Korea. Line conducted emissions are measured only at the 218 address. The following table identifies which facilities were utilized for radiated emission measurements documented in this report. Specific facilities are also identified in the test results sections.

| 218 Maeyeong-ro |
|---|
| ☒ Chamber 1 |
| ☒ Chamber 2 |
| ☐ Chamber 3 |

UL Korea, Ltd. is accredited by IAS, Laboratory Code TL-637. The full scope of accreditation can be viewed at http://www.iasonline.org/PDF/TL/TL-637.pdf.

# 4. CALIBRATION AND UNCERTAINTY

## 4.1. MEASURING INSTRUMENT CALIBRATION

The measuring equipment utilized to perform the tests documented in this report has been calibrated in accordance with the manufacturer's recommendations, and is traceable to recognized national standards.

## 4.2. SAMPLE CALCULATION

Where relevant, the following sample calculation is provided:

Field Strength (dBuV/m) = Measured Voltage (dBuV) + Antenna Factor (dB/m) + Cable Loss (dB) – Preamp Gain (dB)

36.5 dBuV + 18.7 dB/m + 0.6 dB – 26.9 dB = 28.9 dBuV/m


UL Korea, Ltd. Confidential
*This report shall not be reproduced except in full, without the written approval of* UL Korea, Ltd.

## 4.3. MEASUREMENT UNCERTAINTY

Where relevant, the following measurement uncertainty levels have been estimated for tests performed on the apparatus:

| PARAMETER | UNCERTAINTY |
|---|---|
| Conducted Disturbance, 0.15 to 30 MHz | 2.32 dB |
| Radiated Disturbance, Below 1GHz | 3.86 dB |
| Radiated Disturbance, Above 1 GHz | 5.97 dB |

Uncertainty figures are valid to a confidence level of 95%.


UL Korea, Ltd. Suwon Laboratory FORM ID: FCC_15C
218 Maeyeong-ro, Yeongtong-gu, Suwon-si, Gyeonggi-do, 16675, Korea TEL: (031) 337-9902 FAX: (031) 213-5433
UL Korea, Ltd. Confidential
*This report shall not be reproduced except in full, without the written approval of* UL Korea, Ltd.

# 5. EQUIPMENT UNDER TEST

## 5.1. DESCRIPTION OF EUT

The EUT is a GSM/WCDMA/LTE Phone + BT/BLE, DTS b/g/n and NFC.
This test report addresses the DTS (BLE) operational mode.

## 5.2. MAXIMUM OUTPUT POWER

The transmitter has a maximum total conducted output power as follows:

| Frequency Range [MHz] | Mode | Power Mode | Output Power [dBm] | Output Power [mW] |
|---|---|---|---|---|
| 2402 - 2480 | 1Mbps | Peak | 6.381 | 4.35 |
| | | Average | 5.740 | 3.75 |
| | 2Mbps | Peak | 6.406 | 4.37 |
| | | Average | 5.544 | 3.58 |

## 5.3. DESCRIPTION OF AVAILABLE ANTENNAS

The radio utilizes an internal antenna, with a maximum gain of -0.53 dBi.


UL Korea, Ltd. Suwon Laboratory FORM ID: FCC_15C
218 Maeyeong-ro, Yeongtong-gu, Suwon-si, Gyeonggi-do, 16675, Korea TEL: (031) 337-9902 FAX: (031) 213-5433
UL Korea, Ltd. Confidential
*This report shall not be reproduced except in full, without the written approval of* UL Korea, Ltd.

## 5.4. WORST-CASE CONFIGURATION AND MODE

Radiated emission below 1GHz and power line conducted emission were performed with the EUT set to transmit at the channel with highest output power as worst-case scenario.

Radiated emission above 1GHz was performed with the EUT set to transmit low/mid/high channels.

The fundamental of the EUT was investigated in three orthogonal orientations X, Y and Z it was determined that Y orientation was worst-case orientation; therefore, all final radiated testing was performed with the EUT in Y orientation.

Note : All radiated and power line conducted tests were performed connected with earphone and charger for evaluation of worst case mode.

**Power verification**

The Output Power of all data rate are all investigated, the 1Mbps(255 pkt) and 2Mbps(255 pkt) power is the worst case for symbol rate. All tests were performed in these two modes.

| Symbol Rate [Ms/s] | Mode | Frequency [MHz] | Conducted Burst Avg (dBm) | Symbol Rate [Ms/s] | Mode | Frequency [MHz] | Conducted Burst Avg (dBm) |
|---|---|---|---|---|---|---|---|
| 1 | 1Mbps (37 pkt) | 2402 | 5.239 | 2 | 2Mbps (37 pkt) | 2402 | 5.021 |
| | | 2440 | 5.700 | | | 2440 | 5.460 |
| | | 2480 | 4.982 | | | 2480 | 4.748 |
| | 1Mbps (255 pkt) | 2402 | 5.282 | | 2Mbps (255 pkt) | 2402 | 5.099 |
| | | 2440 | ***5.740*** | | | 2440 | ***5.544*** |
| | | 2480 | 5.007 | | | 2480 | 4.816 |


UL Korea, Ltd. Suwon Laboratory FORM ID: FCC_15C
218 Maeyeong-ro, Yeongtong-gu, Suwon-si, Gyeonggi-do, 16675, Korea TEL: (031) 337-9902 FAX: (031) 213-5433
UL Korea, Ltd. Confidential
*This report shall not be reproduced except in full, without the written approval of* UL Korea, Ltd.

## 5.5. DESCRIPTION OF TEST SETUP

**SUPPORT EQUIPMENT**

| Support Equipment List | | | | |
|---|---|---|---|---|
| Description | Manufacturer | Model | Serial Number | FCC ID |
| Charger | SAMSUNG | EP-TA200 | R37M1560CV1SE3 | N/A |
| Data Cable | SAMSUNG | EP-DR140AWE | N/A | N/A |
| Earphone | SAMSUNG | EHS61ASFWE | N/A | N/A |

**I/O CABLE**

| I/O Cable List | | | | | | |
|---|---|---|---|---|---|---|
| Cable No | Port | # of identical ports | Connector Type | Cable Type | Cable Length (m) | Remarks |
| 1 | DC Power | 1 | C Type | Shielded | 1.1m | N/A |
| 2 | Audio | 2 | Mini-Jack | Unshielded | 1.2m | N/A |

**TEST SETUP**

The EUT is a stand-alone unit during the tests.
Test software in hidden menu exercised the EUT to enable BLE mode.


UL Korea, Ltd. Suwon Laboratory FORM ID: FCC_15C
218 Maeyeong-ro, Yeongtong-gu, Suwon-si, Gyeonggi-do, 16675, Korea TEL: (031) 337-9902 FAX: (031) 213-5433
UL Korea, Ltd. Confidential
*This report shall not be reproduced except in full, without the written approval of* UL Korea, Ltd.

**SETUP DIAGRAM FOR TESTS (CONDUCTED TEST SETUP)**

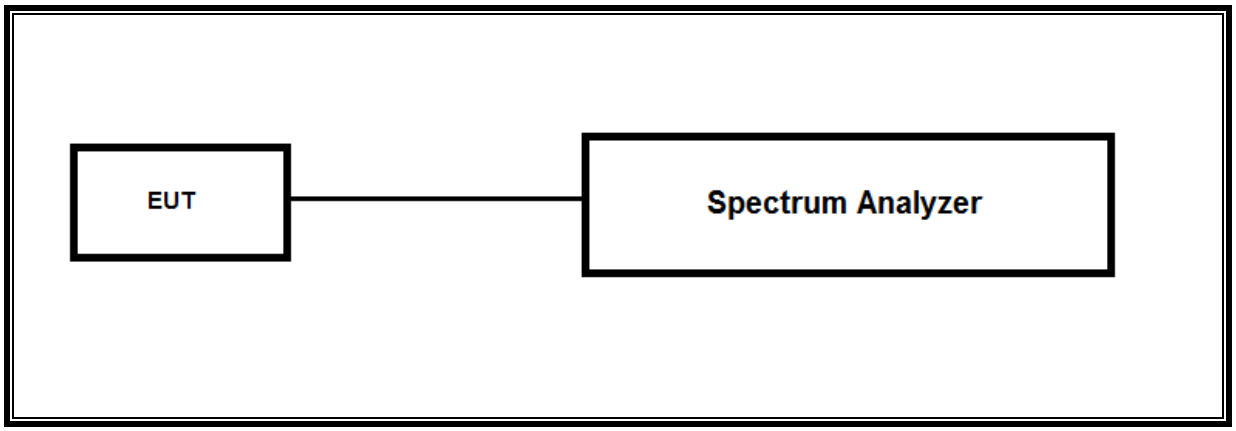


**SETUP DIAGRAM FOR TESTS (RADIATED TEST SETUP)**

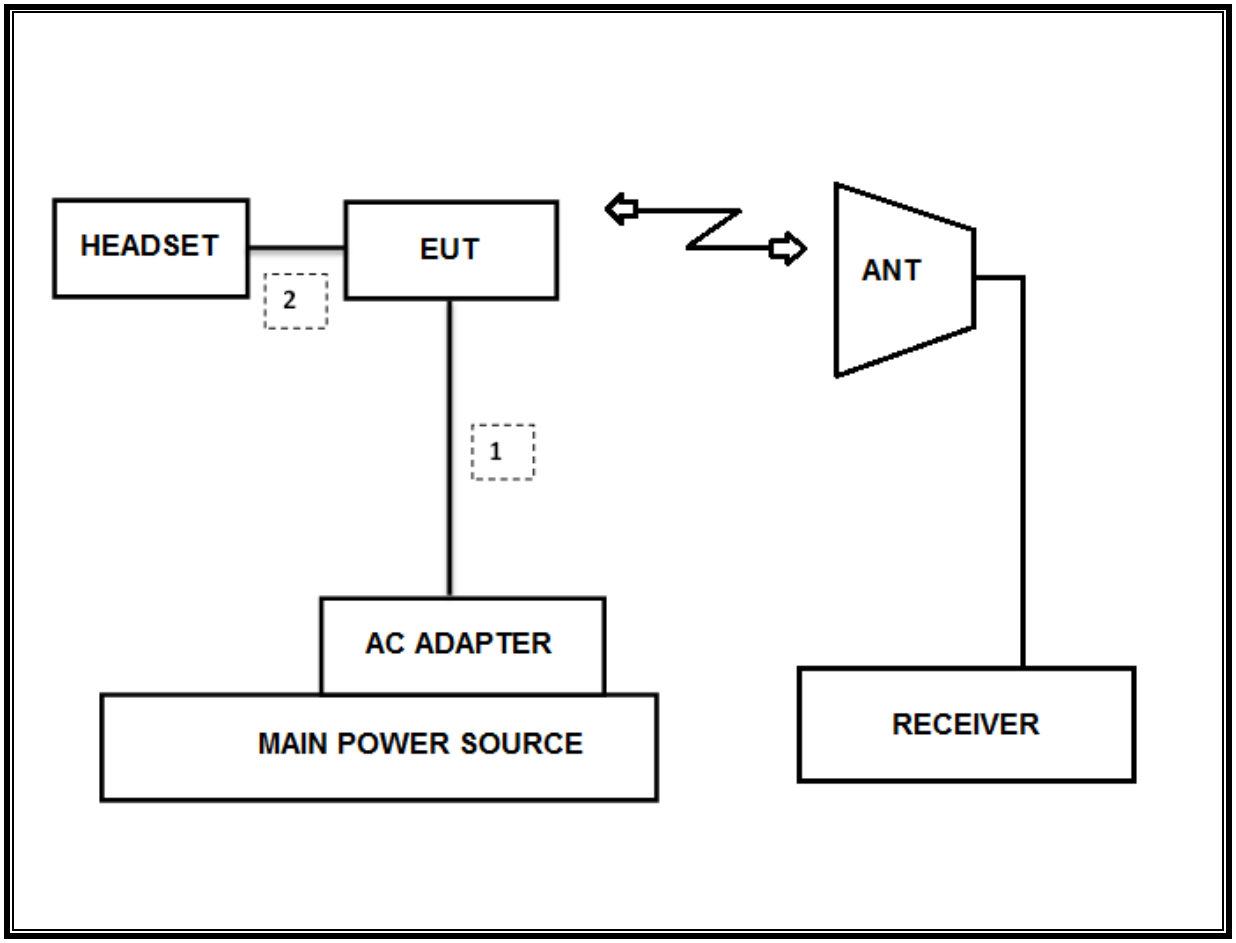



UL Korea, Ltd. Suwon Laboratory FORM ID: FCC_15C
218 Maeyeong-ro, Yeongtong-gu, Suwon-si, Gyeonggi-do, 16675, Korea TEL: (031) 337-9902 FAX: (031) 213-5433
UL Korea, Ltd. Confidential
*This report shall not be reproduced except in full, without the written approval of* UL Korea, Ltd.

# 6. TEST AND MEASUREMENT EQUIPMENT

The following test and measurement equipment was utilized for the tests documented in this report:

| Test Equipment List | | | | |
|---|---|---|---|---|
| **Description** | **Manufacturer** | **Model** | **S/N** | **Cal Due** |
| Antenna, Bilog, 30MHz-1GHz | SCHWARZBECK | VULB9163 | 750 | 08-04-20 |
| Antenna, Bilog, 30MHz-1GHz | SCHWARZBECK | VULB9163 | 749 | 08-04-20 |
| Antenna, Bilog, 30MHz-1GHz | SCHWARZBECK | VULB9163 | 845 | 08-04-20 |
| Antenna, Horn, 18 GHz | ETS | 3115 | 00167211 | 08-04-20 |
| Antenna, Horn, 18 GHz | ETS | 3115 | 00161451 | 08-04-20 |
| Antenna, Horn, 18 GHz | ETS | 3117 | 00168724 | 08-04-20 |
| Antenna, Horn, 18 GHz | ETS | 3117 | 00168717 | 08-04-20 |
| Antenna, Horn, 18 GHz | ETS | 3117 | 00205959 | 08-04-20 |
| Antenna, Horn, 40 GHz | ETS | 3116C | 00166155 | 08-14-20 |
| Antenna, Horn, 40 GHz | ETS | 3116C | 00168645 | 12-04-19 |
| Antenna, Horn, 40 GHz | ETS | 3116C-PA | 00168841 | 08-09-19 |
| Preamplifier, 1000 MHz | Sonoma | 310N | 341282 | 08-07-19 |
| Preamplifier, 1000 MHz | Sonoma | 310N | 351741 | 08-06-19 |
| Preamplifier, 1000 MHz | Sonoma | 310N | 370599 | 08-07-19 |
| Preamplifier, 18 GHz | Miteq | AFS42-00101800-25-S-42 | 1876511 | 08-07-19 |
| Preamplifier, 18 GHz | Miteq | AFS42-00101800-25-S-42 | 1896138 | 08-07-19 |
| Preamplifier, 18 GHz | Miteq | AFS42-00101800-25-S-42 | 2029169 | 08-07-19 |
| Spectrum Analyzer, 44 GHz | Agilent / HP | N9030A | MY54170614 | 08-06-19 |
| Spectrum Analyzer, 44 GHz | Agilent / HP | N9030A | MY54490312 | 08-06-19 |
| Average Power Sensor | Agilent / HP | U2000 | MY54270007 | 08-07-19 |
| Attenuator | PASTERNACK | PE7087-10 | A001 | 08-08-19 |
| Attenuator | PASTERNACK | PE7087-10 | A008 | 08-08-19 |
| Attenuator | PASTERNACK | PE7087-10 | 2 | 08-07-19 |
| EMI Test Receive, 40 GHz | R&S | ESU40 | 100439 | 08-06-19 |
| EMI Test Receive, 40 GHz | R&S | ESU40 | 100457 | 08-06-19 |
| EMI Test Receive, 44 GHz | R&S | ESW44 | 101590 | 08-06-19 |
| EMI Test Receive, 3 GHz | R&S | ESR3 | 101832 | 08-06-19 |
| Low Pass Filter 5GHz | Micro-Tronics | LPS17541 | 009 | 08-07-19 |
| Low Pass Filter 5GHz | Micro-Tronics | LPS17541 | 015 | 08-07-19 |
| Low Pass Filter 5GHz | Micro-Tronics | LPS17541 | 020 | 08-06-19 |
| High Pass Filter 3GHz | Micro-Tronics | HPM17543 | 010 | 08-07-19 |
| High Pass Filter 3GHz | Micro-Tronics | HPM17543 | 015 | 08-07-19 |
| High Pass Filter 3GHz | Micro-Tronics | HPM17543 | 020 | 08-06-19 |
| High Pass Filter 6GHz | Micro-Tronics | HPS17542 | 009 | 08-07-19 |
| High Pass Filter 6GHz | Micro-Tronics | HPS17542 | 016 | 08-07-19 |
| High Pass Filter 6GHz | Micro-Tronics | HPS17542 | 021 | 08-06-19 |
| Antenna, Loop, 9kHz-30MHz | R&S | HFH2-Z2 | 100418 | 10-26-19 |
| LISN | R&S | ENV-216 | 101837 | 08-09-19 |
| **UL Software** | | | | |
| **Description** | **Manufacturer** | **Model** | **Version** | |
| Radiated software | UL | UL EMC | Ver 9.5 | |
| AC Line Conducted software | UL | UL EMC | Ver 9.5 | |


UL Korea, Ltd. Confidential
*This report shall not be reproduced except in full, without the written approval of* UL Korea, Ltd.

# 7. REFERENCE MEASUREMENT RESULTS

## 7.1. ON TIME AND DUTY CYCLE RESULTS

**LIMITS**

None: for reporting purposes only.

| Mode | ON Time B [msec] | Period [msec] | Duty Cycle x [linear] | Duty Cycle [%] | Duty Cycle Correction Factor [dB] | 1/T Minimum VBW [kHz] |
|---|---|---|---|---|---|---|
| 2400MHz Bands | | | | | | |
| BLE 1M | 2.128 | 2.500 | 0.851 | 85.1% | 0.70 | 0.470 |
| BLE 2M | 1.070 | 1.876 | 0.570 | 57.0% | 2.44 | 0.935 |

**1Mbps**

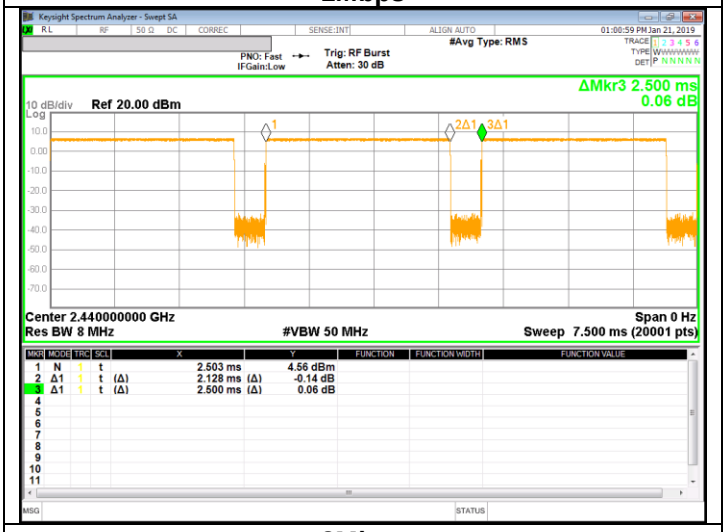


**2Mbps**

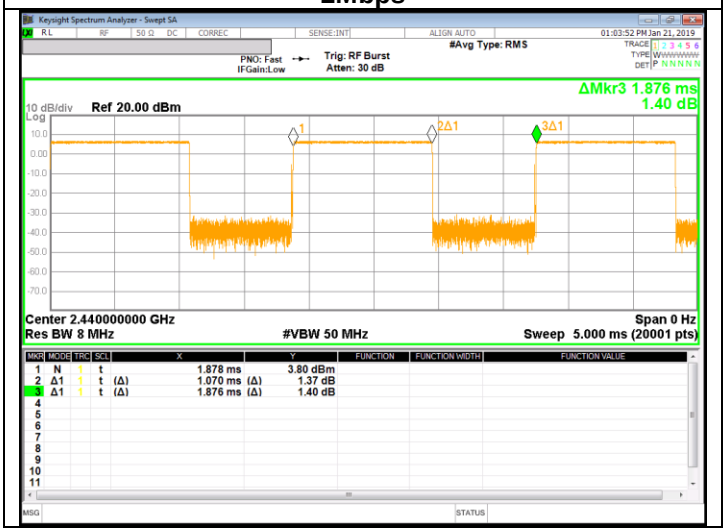



UL Korea, Ltd. Suwon Laboratory FORM ID: FCC_15C
218 Maeyeong-ro, Yeongtong-gu, Suwon-si, Gyeonggi-do, 16675, Korea TEL: (031) 337-9902 FAX: (031) 213-5433
UL Korea, Ltd. Confidential
*This report shall not be reproduced except in full, without the written approval of* UL Korea, Ltd.

## 7.2. 99% BANDWIDTH

**LIMITS**

None; for reporting purposes only.

**TEST PROCEDURE**

The transmitter output is connected to the spectrum analyzer. The RBW is set to 1% to 3% of the 99 % bandwidth and to 1% of the span. The VBW is set to >= 3 times the RBW.
The spectrum analyzer internal 99% bandwidth function is utilized.

**RESULTS**

**- 1Mbps**

| Channel | Frequency [MHz] | 99% Bandwidth [MHz] |
|---|---|---|
| Low | 2402 | 1.097 |
| Mid | 2440 | 1.096 |
| High | 2480 | 1.078 |
| Worst | | 1.097 |

**- 2Mbps**

| Channel | Frequency [MHz] | 99% Bandwidth [MHz] |
|---|---|---|
| Low | 2402 | 2.077 |
| Mid | 2440 | 2.075 |
| High | 2480 | 2.071 |
| Worst | | 2.077 |


UL Korea, Ltd. Suwon Laboratory FORM ID: FCC_15C
218 Maeyeong-ro, Yeongtong-gu, Suwon-si, Gyeonggi-do, 16675, Korea TEL: (031) 337-9902 FAX: (031) 213-5433
UL Korea, Ltd. Confidential
*This report shall not be reproduced except in full, without the written approval of* UL Korea, Ltd.

## 99% BANDWIDTH PLOTS

### - 1Mbps

| | | | |
|---|---|---|---|
| Low CH | | 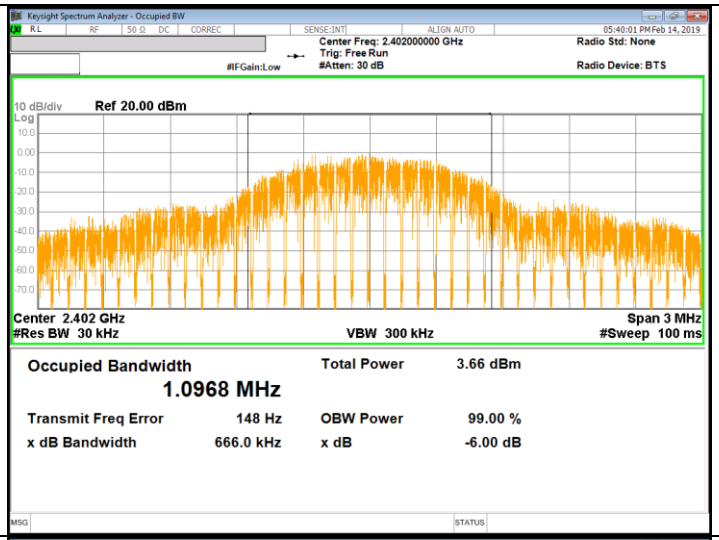 | |
| Middle CH | | 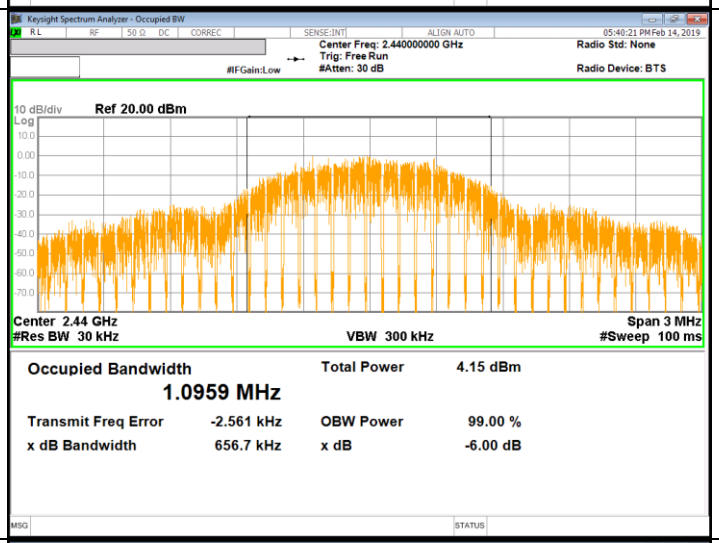 | |
| High CH | | | |

### - 2Mbps


UL Korea, Ltd. Suwon Laboratory FORM ID: FCC_15C
218 Maeyeong-ro, Yeongtong-gu, Suwon-si, Gyeonggi-do, 16675, Korea TEL: (031) 337-9902 FAX: (031) 213-5433
UL Korea, Ltd. Confidential
*This report shall not be reproduced except in full, without the written approval of* UL Korea, Ltd.

| | | |
|---|---|---|
| Low CH | | 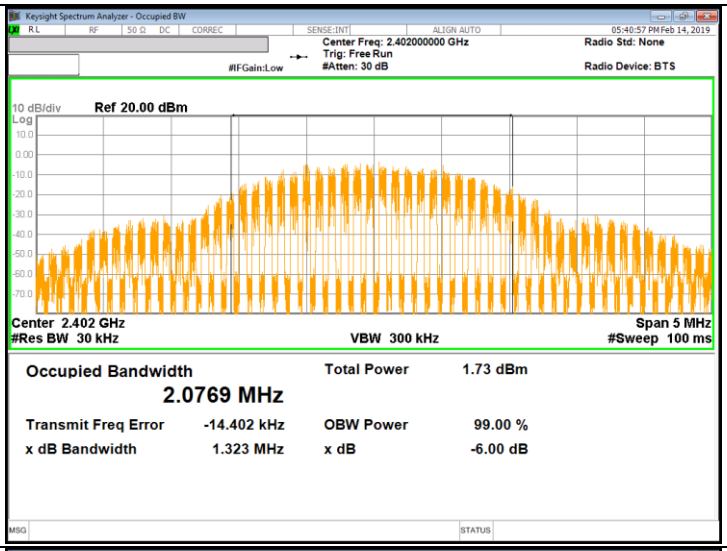 |
| Middle CH | | 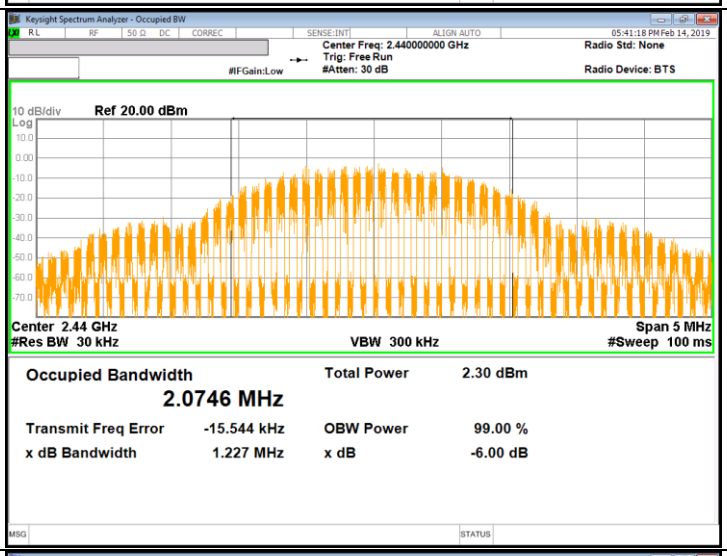 |
| High CH | | 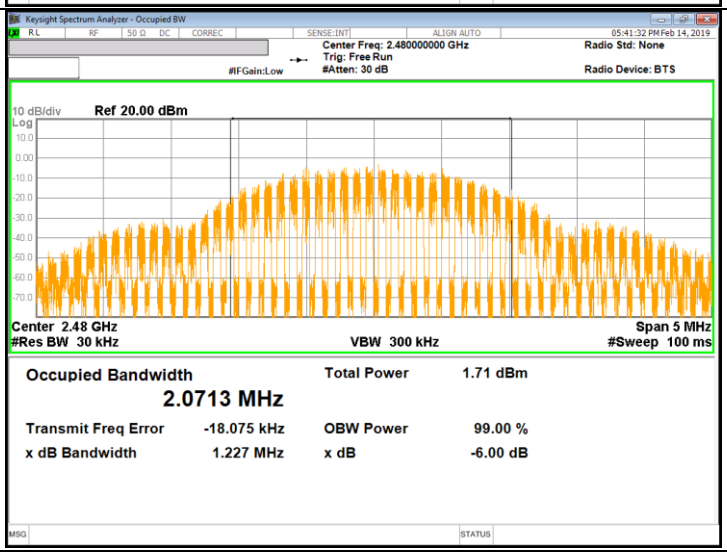 |


UL Korea, Ltd. Suwon Laboratory FORM ID: FCC_15C
218 Maeyeong-ro, Yeongtong-gu, Suwon-si, Gyeonggi-do, 16675, Korea TEL: (031) 337-9902 FAX: (031) 213-5433
UL Korea, Ltd. Confidential
*This report shall not be reproduced except in full, without the written approval of* UL Korea, Ltd.

# 8. MEASUREMENT METHODS

6 dB BW : KDB 558074 D01 v05, Section 8.2.

OUTPUT POWER : KDB 558074 D01 v05r01, Section 8.3.2.3

POWER SPECTRAL DENSITY : KDB 558074 D01 v05r01, Section 8.4.

Out-of-band Emissions (Conducted) : KDB 558074 D01 v05r01, Section 8.5.

Out-of-band Emissions in Non-restricted Bands: KDB 558074 D01 v05r01, Section 8.5.

Out-of-band Emissions in Restricted Bands : KDB 558074 D01 v05r01, Section 8.6.

AC Power Line Conducted Emission : ANSI C63.10-2013, Section 6.2


UL Korea, Ltd. Suwon Laboratory FORM ID: FCC_15C
218 Maeyeong-ro, Yeongtong-gu, Suwon-si, Gyeonggi-do, 16675, Korea TEL: (031) 337-9902 FAX: (031) 213-5433
UL Korea, Ltd. Confidential
*This report shall not be reproduced except in full, without the written approval of* UL Korea, Ltd.

# 9. SUMMARY TABLE

| FCC Part Section | Test Description | Test Limit | Test Condition | Test Result |
|---|---|---|---|---|
| 15.247 (a)(2) | Occupied Band width (6dB) | >500KHz | Conducted | Pass |
| 2.1051, 15.247 (d) | Band Edge / Conducted Spurious Emission | -20dBc | | Pass |
| 15.247 (b)(3) | TX conducted output power | <30dBm | | Pass |
| 15.247 (e) | PSD | <8dBm | | Pass |
| 15.207 (a) | AC Power Line conducted emissions | Section 10 | Power Line conducted | Pass |
| 15.205, 15.209 | Radiated Spurious Emission | < 54dBuV/m(Av) | Radiated | Pass |


UL Korea, Ltd. Suwon Laboratory FORM ID: FCC_15C
218 Maeyeong-ro, Yeongtong-gu, Suwon-si, Gyeonggi-do, 16675, Korea TEL: (031) 337-9902 FAX: (031) 213-5433
UL Korea, Ltd. Confidential
*This report shall not be reproduced except in full, without the written approval of* UL Korea, Ltd.

# 10. ANTENNA PORT TEST RESULTS

## 10.1. 6 dB BANDWIDTH

**LIMITS**

FCC §15.247 (a) (2)

The minimum 6 dB bandwidth shall be at least 500 kHz.

**TEST PROCEDURE**

Reference to section 11.8 in ANSI C63.10(2013): The transmitter output is connected to a spectrum analyzer with the RBW set to100KHz, the VBW >= 3 x RBW, peak detector and max hold.

**RESULTS**

**- 1Mbps**

| Channel | Frequency [MHz] | 6 dB Bandwidth [kHz] | Minimum Limit [kHz] |
|---|---|---|---|
| Low | 2402 | 703.16 | 500.0 |
| Mid | 2440 | 708.37 | 500.0 |
| High | 2480 | 709.42 | 500.0 |
| Worst | | 703.16 | 500.0 |

**- 2Mbps**

| Channel | Frequency [MHz] | 6 dB Bandwidth [MHz] | Minimum Limit [kHz] |
|---|---|---|---|
| Low | 2402 | 1.274 | 500.0 |
| Mid | 2440 | 1.273 | 500.0 |
| High | 2480 | 1.276 | 500.0 |
| Worst | | 1.273 | 500.0 |


UL Korea, Ltd. Suwon Laboratory FORM ID: FCC_15C
218 Maeyeong-ro, Yeongtong-gu, Suwon-si, Gyeonggi-do, 16675, Korea TEL: (031) 337-9902 FAX: (031) 213-5433
UL Korea, Ltd. Confidential
*This report shall not be reproduced except in full, without the written approval of* UL Korea, Ltd.

## 6 dB BANDWIDTH PLOTS

### - 1Mbps

| | |
|---|---|
| Low CH | 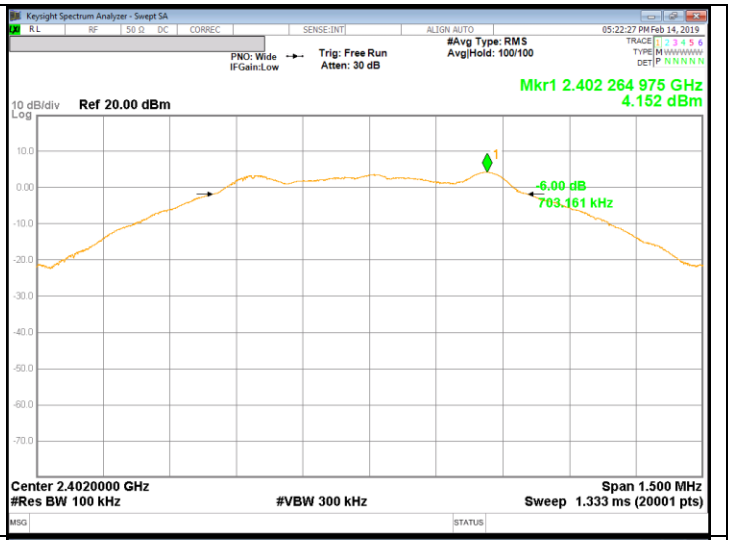  |
| Middle CH | 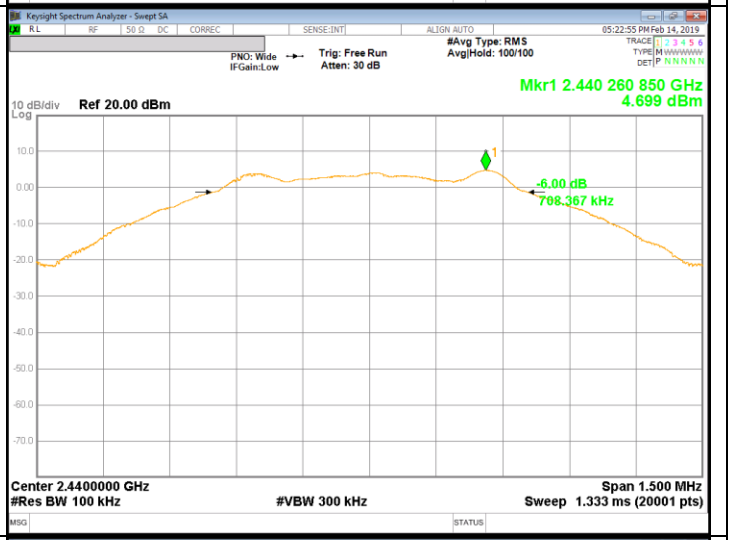  |
| High CH | 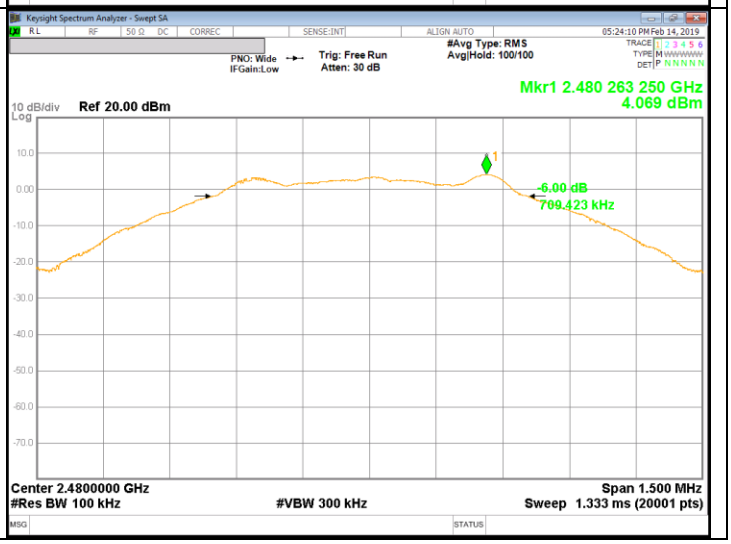  |

### - 2Mbps


UL Korea, Ltd. Suwon Laboratory FORM ID: FCC_15C
218 Maeyeong-ro, Yeongtong-gu, Suwon-si, Gyeonggi-do, 16675, Korea TEL: (031) 337-9902 FAX: (031) 213-5433
UL Korea, Ltd. Confidential
*This report shall not be reproduced except in full, without the written approval of* UL Korea, Ltd.

| | |
|---|---|
| Low CH | 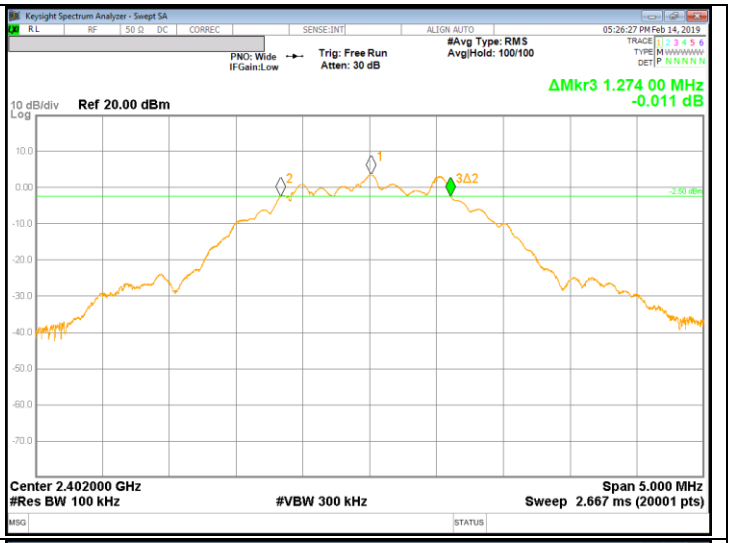 |
| Middle CH | 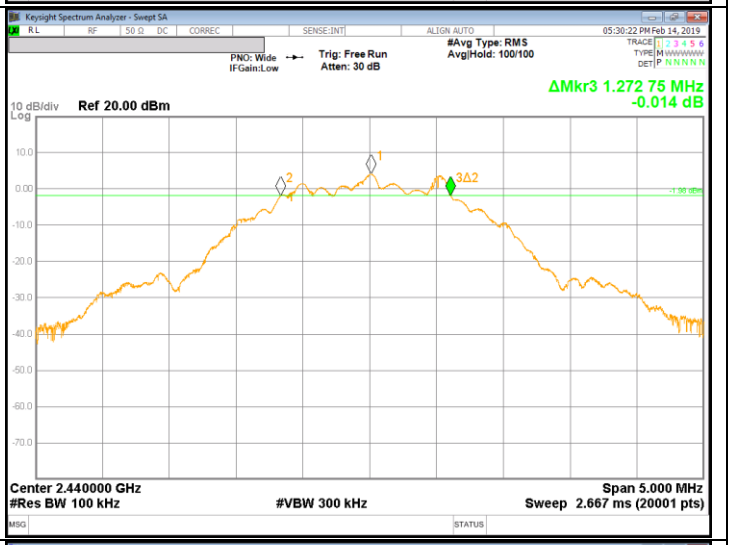 |
| High CH | 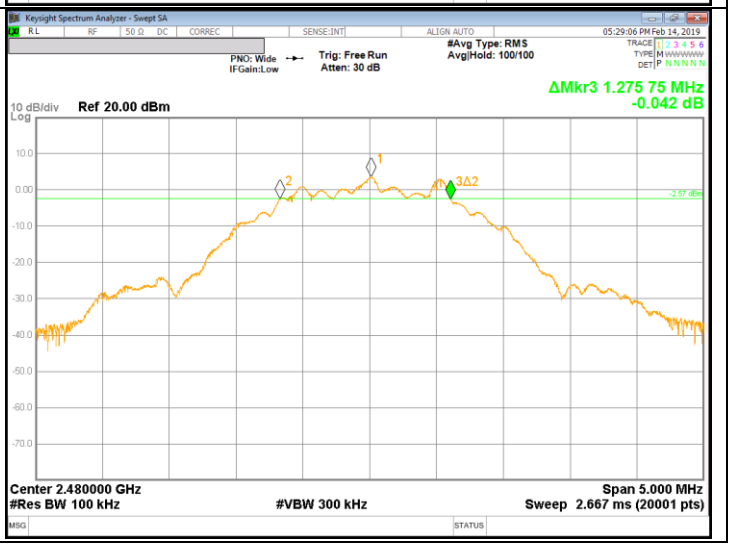 |


UL Korea, Ltd. Suwon Laboratory FORM ID: FCC_15C
218 Maeyeong-ro, Yeongtong-gu, Suwon-si, Gyeonggi-do, 16675, Korea TEL: (031) 337-9902 FAX: (031) 213-5433
UL Korea, Ltd. Confidential
*This report shall not be reproduced except in full, without the written approval of* UL Korea, Ltd.

## 10.2. OUTPUT POWER

**LIMITS**

FCC §15.247 (b)

The maximum antenna gain is less than or equal to 6 dBi, therefore the limit is 30 dBm.

**TEST PROCEDURE**

Peak power is measured using ANSI C63.10(2013) under section 11.9.1.1 utilizing spectrum analyzer.

**RESULTS**

**- 1Mbps**

| Channel | Frequency [MHz] | Peak Power Reading [dBm] | Limit [dBm] | Margin [dB] |
|---|---|---|---|---|
| Low | 2402 | 5.957 | 30.000 | -24.043 |
| Mid | 2440 | 6.381 | 30.000 | -23.619 |
| High | 2480 | 5.559 | 30.000 | -24.441 |
| Worst | | 6.381 | 30.000 | -23.619 |

**- 2Mbps**

| Channel | Frequency [MHz] | Peak Power Reading [dBm] | Limit [dBm] | Margin [dB] |
|---|---|---|---|---|
| Low | 2402 | 5.992 | 30.000 | -24.008 |
| Mid | 2440 | 6.406 | 30.000 | -23.594 |
| High | 2480 | 5.635 | 30.000 | -24.365 |
| Worst | | 6.406 | 30.000 | -23.594 |


UL Korea, Ltd. Suwon Laboratory FORM ID: FCC_15C
218 Maeyeong-ro, Yeongtong-gu, Suwon-si, Gyeonggi-do, 16675, Korea TEL: (031) 337-9902 FAX: (031) 213-5433
UL Korea, Ltd. Confidential
*This report shall not be reproduced except in full, without the written approval of* UL Korea, Ltd.

## OUTPUT POWER PLOTS

### - 1Mbps

| | |
|---|---|
| Low CH | 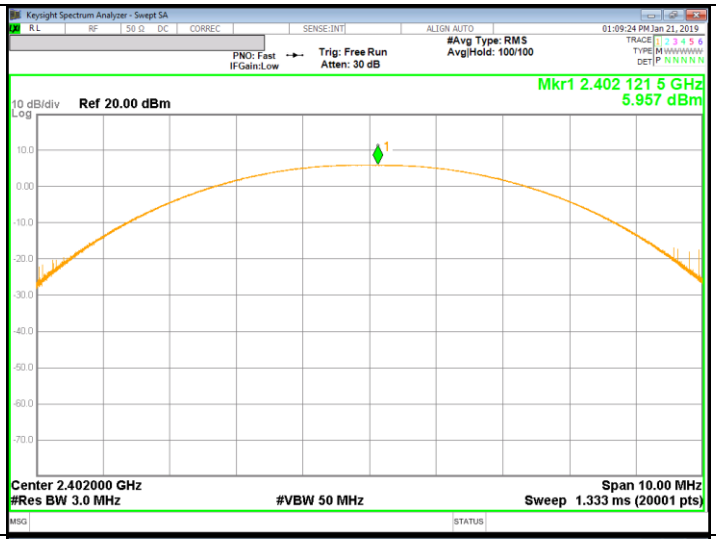 |
| Middle CH | 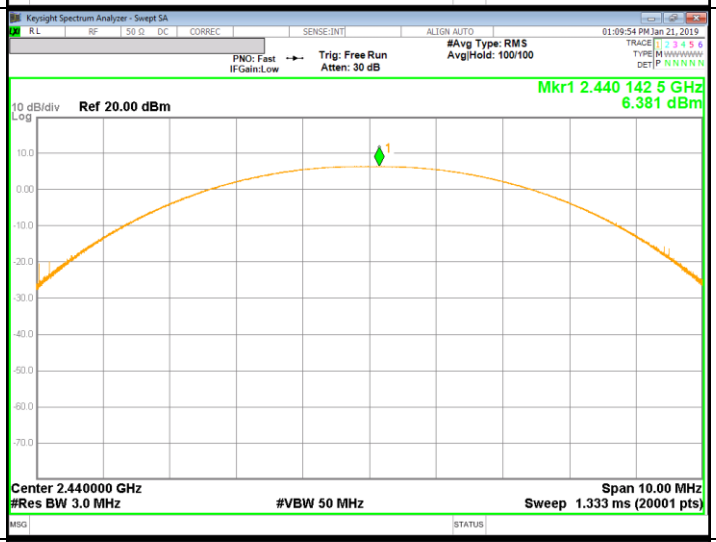 |
| High CH | 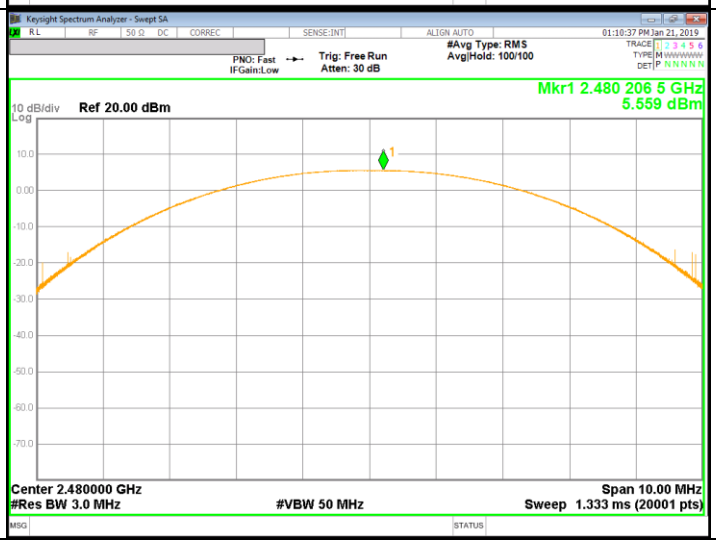 |

### - 2Mbps


UL Korea, Ltd. Suwon Laboratory FORM ID: FCC_15C
218 Maeyeong-ro, Yeongtong-gu, Suwon-si, Gyeonggi-do, 16675, Korea TEL: (031) 337-9902 FAX: (031) 213-5433
UL Korea, Ltd. Confidential
*This report shall not be reproduced except in full, without the written approval of* UL Korea, Ltd.

| | |
|---|---|
| Low CH | 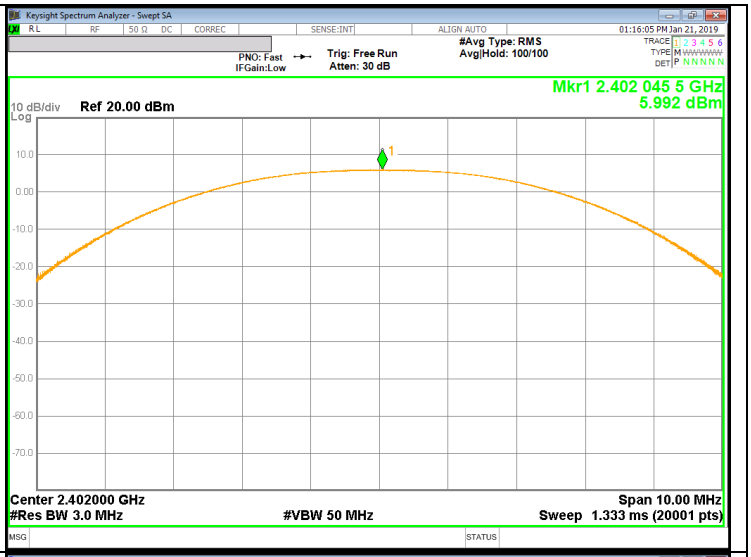 |
| Middle CH | 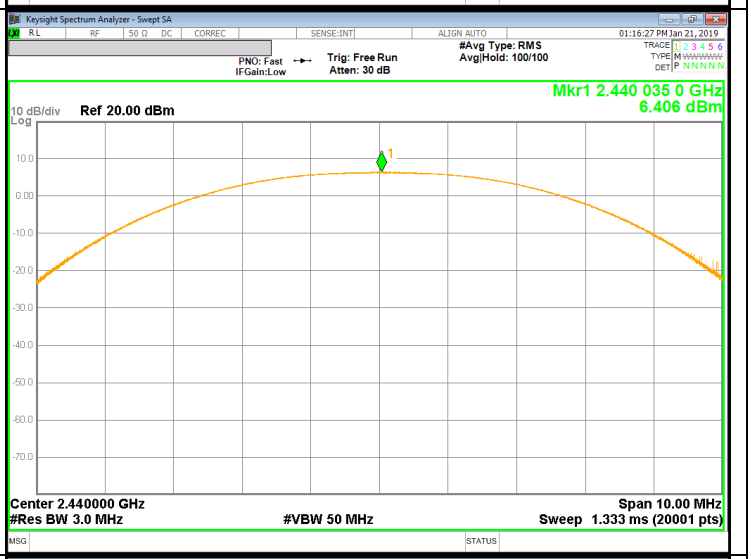 |
| High CH | 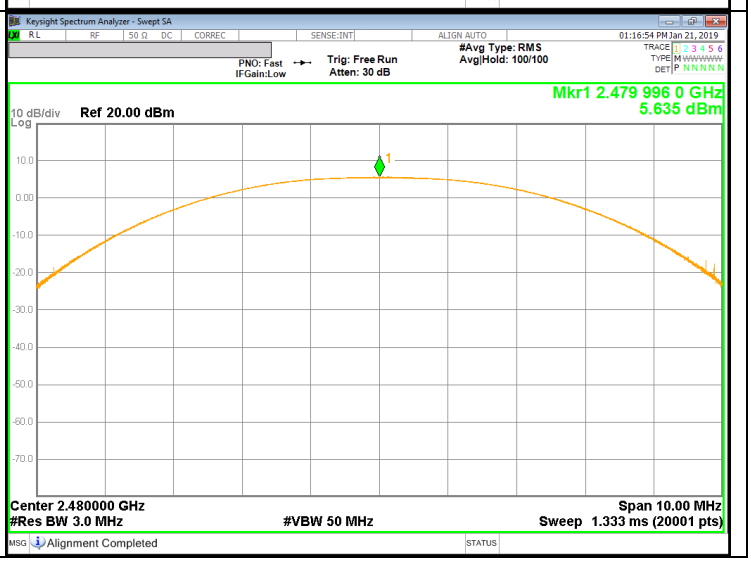 |


UL Korea, Ltd. Suwon Laboratory FORM ID: FCC_15C
218 Maeyeong-ro, Yeongtong-gu, Suwon-si, Gyeonggi-do, 16675, Korea TEL: (031) 337-9902 FAX: (031) 213-5433
UL Korea, Ltd. Confidential
*This report shall not be reproduced except in full, without the written approval of* UL Korea, Ltd.

## 10.3. AVERAGE POWER

**LIMITS**

None; for reporting purposes only.

**TEST PROCEDURE**

The transmitter output is connected to a power meter.

**RESULTS**

The cable assembly insertion loss was entered as an offset in the power meter to allow for direct reading of power. The duty factor already has been added.

**- 1Mbps**

| Channel | Frequency [MHz] | AV power [dBm] | AV power [mW] |
|---|---|---|---|
| Low | 2402 | 5.282 | 3.374 |
| Middle | 2440 | **5.740** | **3.750** |
| High | 2480 | 5.007 | 3.167 |

**- 2Mbps**

| Channel | Frequency [MHz] | AV power [dBm] | AV power [mW] |
|---|---|---|---|
| Low | 2402 | 5.099 | 3.235 |
| Middle | 2440 | **5.544** | **3.584** |
| High | 2480 | 4.816 | 3.031 |


UL Korea, Ltd. Suwon Laboratory FORM ID: FCC_15C
218 Maeyeong-ro, Yeongtong-gu, Suwon-si, Gyeonggi-do, 16675, Korea TEL: (031) 337-9902 FAX: (031) 213-5433
UL Korea, Ltd. Confidential
*This report shall not be reproduced except in full, without the written approval of* UL Korea, Ltd.

## 10.4. PSD

**LIMITS**

FCC §15.247

The power spectral density conducted from the transmitter to the antenna shall not be greater than 8 dBm in any 3 kHz band during any time interval of continuous transmission.

**TEST PROCEDURE**

Power Spectral Density was performed utilizing the ANSI C63.10 section 11.10.2 (Method PKPSD).

**RESULTS**

**- 1Mbps**

| Channel | Frequency [MHz] | PSD [dBm/3kHz] | Limit [dBm/3kHz] | Margin [dB] |
|---|---|---|---|---|
| Low | 2402 | -12.11 | 8.00 | -20.11 |
| Mid | 2440 | -11.60 | 8.00 | -19.60 |
| High | 2480 | -12.15 | 8.00 | -20.15 |

**- 2Mbps**

| Channel | Frequency [MHz] | PSD [dBm/3kHz] | Limit [dBm/3kHz] | Margin [dB] |
|---|---|---|---|---|
| Low | 2402 | -14.74 | 8.00 | -22.74 |
| Mid | 2440 | -14.29 | 8.00 | -22.29 |
| High | 2480 | -14.94 | 8.00 | -22.94 |


UL Korea, Ltd. Suwon Laboratory FORM ID: FCC_15C
218 Maeyeong-ro, Yeongtong-gu, Suwon-si, Gyeonggi-do, 16675, Korea TEL: (031) 337-9902 FAX: (031) 213-5433
UL Korea, Ltd. Confidential
*This report shall not be reproduced except in full, without the written approval of* UL Korea, Ltd.

## POWER SPECTRAL DENSITY PLOTS

### - 1Mbps

| | |
|---|---|
| Low CH | 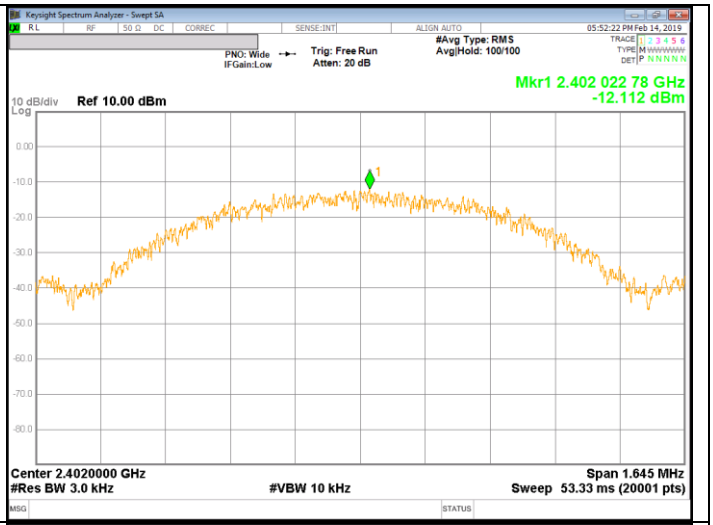 |
| Middle CH | 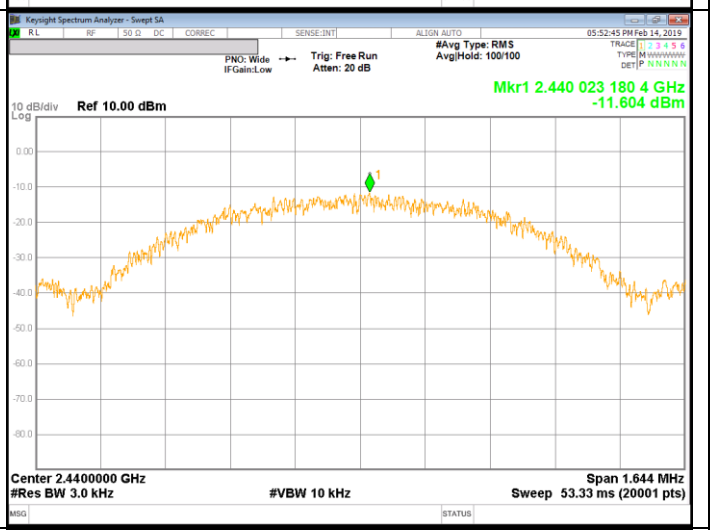 |
| High CH | 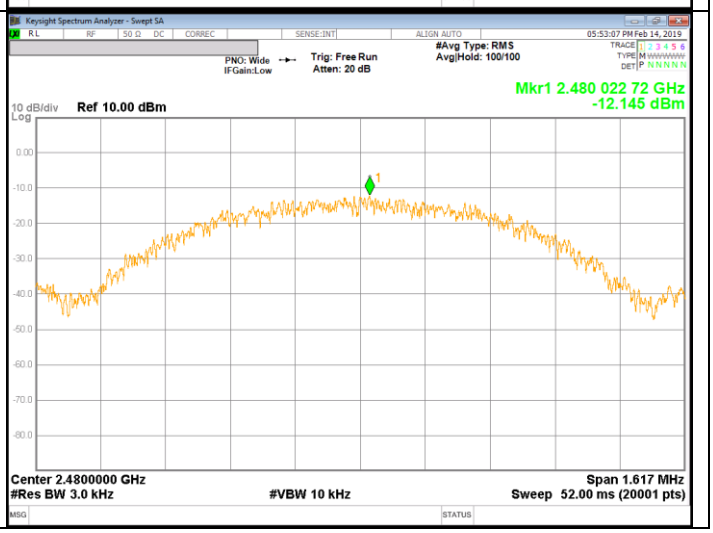 |


UL Korea, Ltd. Suwon Laboratory FORM ID: FCC_15C
218 Maeyeong-ro, Yeongtong-gu, Suwon-si, Gyeonggi-do, 16675, Korea TEL: (031) 337-9902 FAX: (031) 213-5433
UL Korea, Ltd. Confidential
*This report shall not be reproduced except in full, without the written approval of* UL Korea, Ltd.

**- 2Mbps**

| | |
|---|---|
| Low CH | 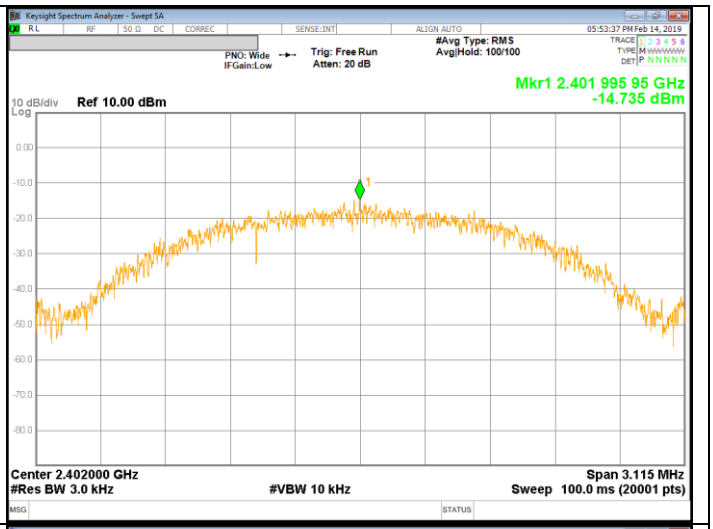 |
| Middle CH | 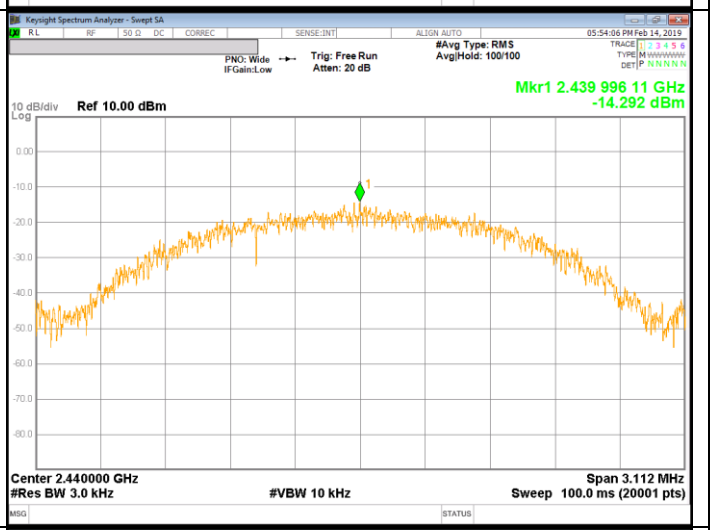 |
| High CH | 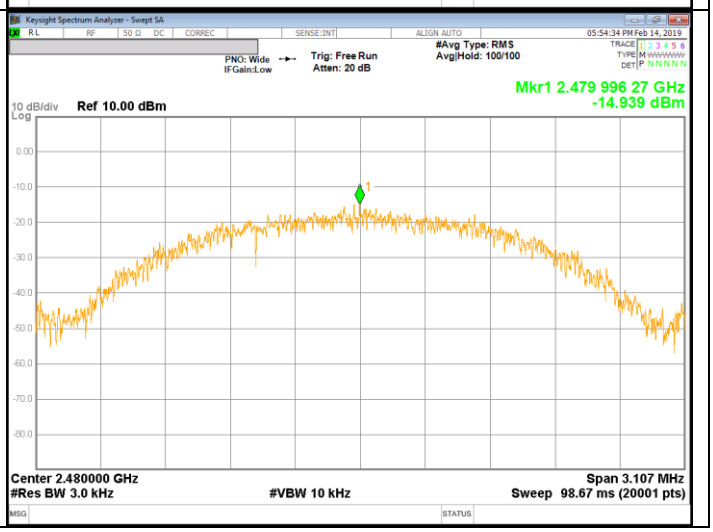 |


UL Korea, Ltd. Suwon Laboratory FORM ID: FCC_15C
218 Maeyeong-ro, Yeongtong-gu, Suwon-si, Gyeonggi-do, 16675, Korea TEL: (031) 337-9902 FAX: (031) 213-5433
UL Korea, Ltd. Confidential
*This report shall not be reproduced except in full, without the written approval of* UL Korea, Ltd.

## 10.5. OUT-OF-BAND EMISSIONS

**LIMITS**

FCC §15.247 (d)

In any 100 kHz bandwidth outside the frequency band in which the spread spectrum or digitally modulated intentional radiator is operating, the radio frequency power that is produced by the intentional radiator shall be at least 20 dB below that in the 100 kHz bandwidth within the band that contains the highest level of the desired power, based on either an RF conducted or a radiated measurement, provided the transmitter demonstrates compliance with the peak conducted power limits. If the transmitter complies with the conducted power limits based on the use of RMS averaging over a time interval, as permitted under paragraph (b)(3) of this section, the attenuation required under this paragraph shall be 30 dB instead of 20 dB. Attenuation below the general limits specified in §15.209(a) is not required.

**TEST PROCEDURE**

The transmitter output is connected to a spectrum analyzer with RBW = 100 kHz, VBW = 300 kHz, peak detector, and max hold. Measurements utilizing these settings are made of the in-band reference level, bandedge (where measurements to the general radiated limits will not be made) and out-of-band emissions.


UL Korea, Ltd. Suwon Laboratory FORM ID: FCC_15C
218 Maeyeong-ro, Yeongtong-gu, Suwon-si, Gyeonggi-do, 16675, Korea TEL: (031) 337-9902 FAX: (031) 213-5433
UL Korea, Ltd. Confidential
*This report shall not be reproduced except in full, without the written approval of* UL Korea, Ltd.

## RESULTS

## BANDEDGE & SPURIOUS EMISSIONS, LOW CHANNEL (1Mbps)

| | |
|---|---|
| Low CH BandEdge | 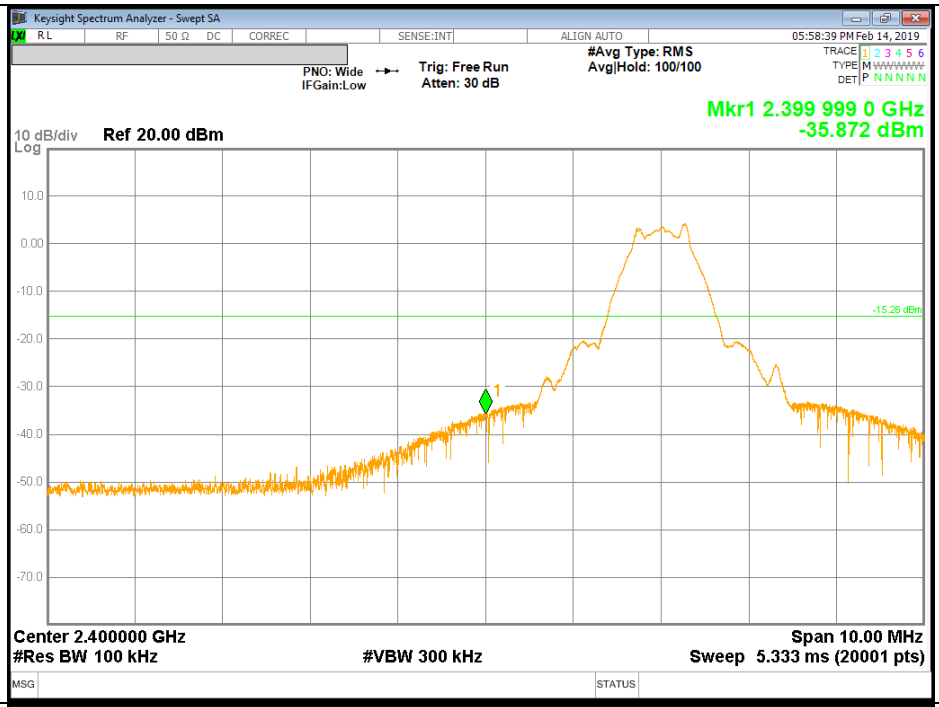  |
| Low CH Spurious | 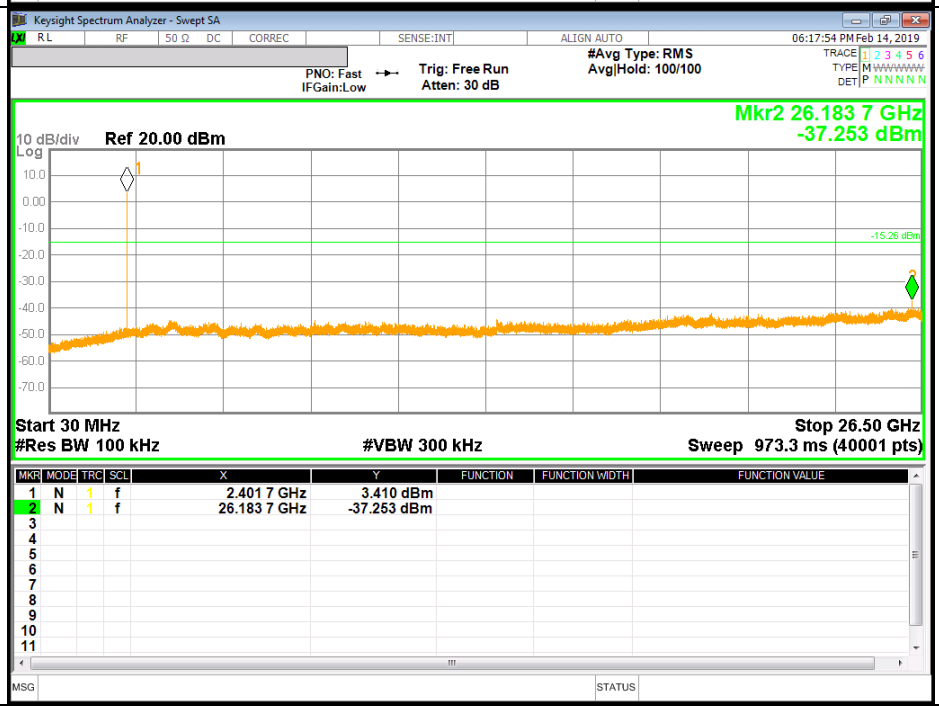  |


UL Korea, Ltd. Confidential
*This report shall not be reproduced except in full, without the written approval of* UL Korea, Ltd.

**SPURIOUS EMISSIONS, MID CHANNEL (1Mbps)**

| | |
|---|---|
| Middle CH BandEdge | 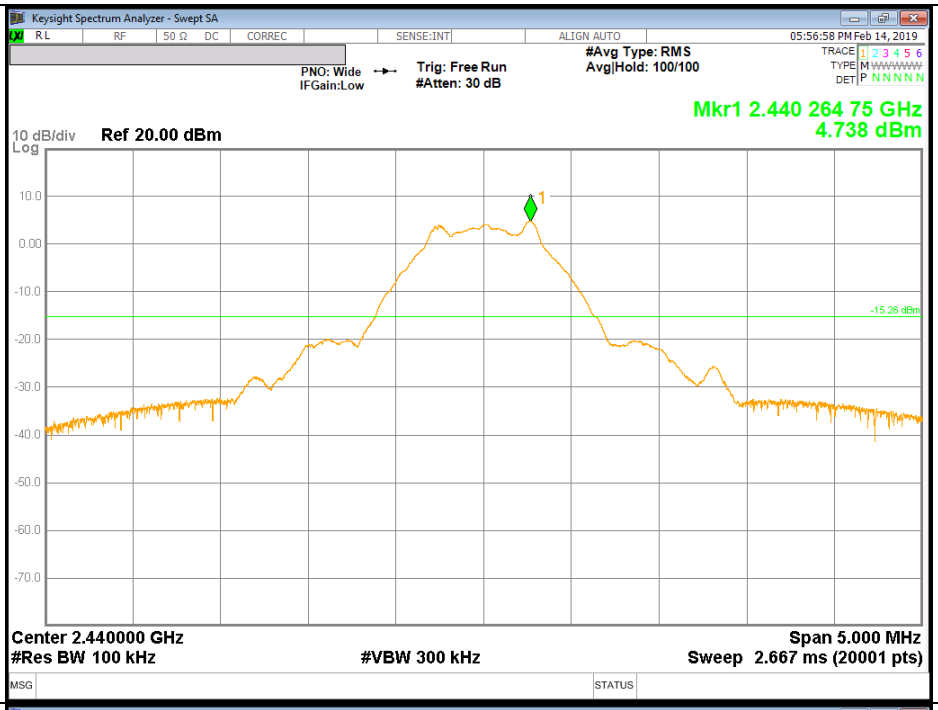 |
| Middle CH Spurious | 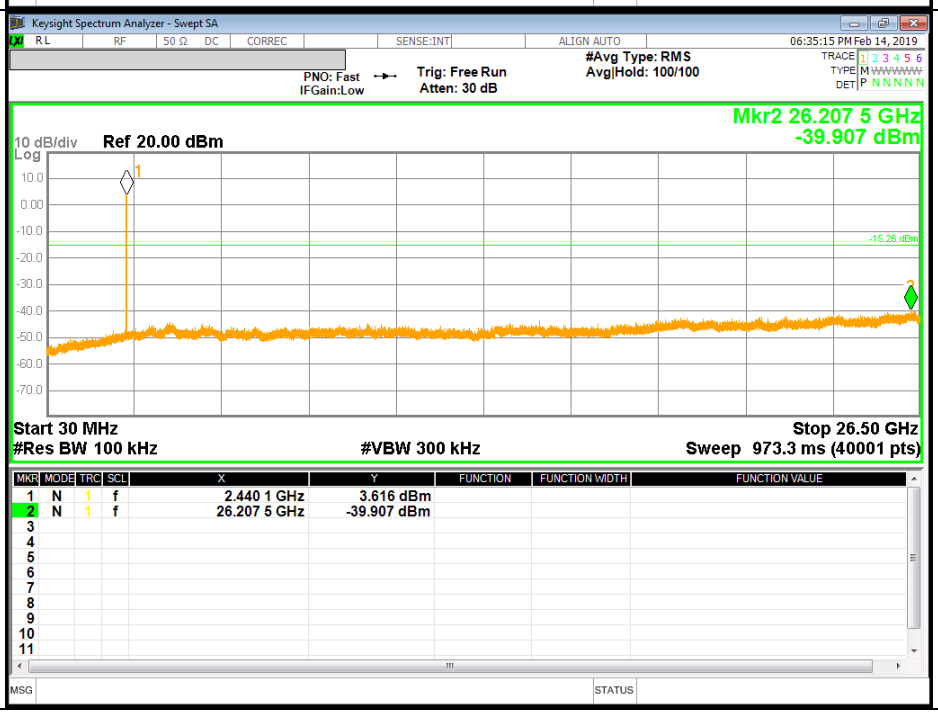 |


UL Korea, Ltd. Suwon Laboratory FORM ID: FCC_15C
218 Maeyeong-ro, Yeongtong-gu, Suwon-si, Gyeonggi-do, 16675, Korea TEL: (031) 337-9902 FAX: (031) 213-5433
UL Korea, Ltd. Confidential
*This report shall not be reproduced except in full, without the written approval of* UL Korea, Ltd.

**SPURIOUS EMISSIONS, HIGH CHANNEL (1Mbps)**

| | |
|---|---|
| High CH BandEdge | 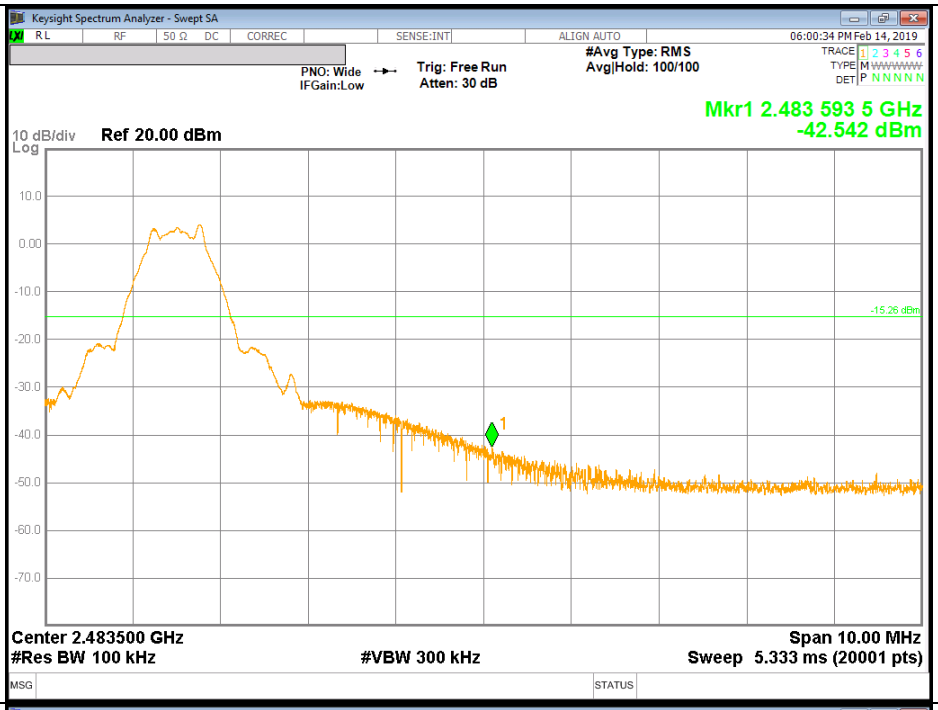  |
| High CH Spurious | 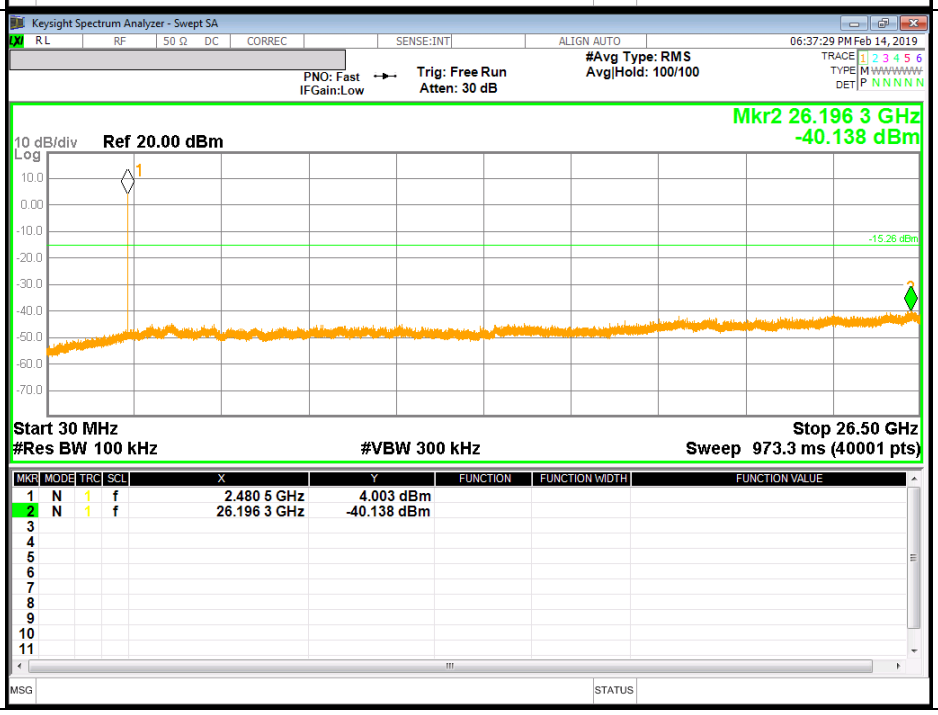  |


UL Korea, Ltd. Suwon Laboratory FORM ID: FCC_15C
218 Maeyeong-ro, Yeongtong-gu, Suwon-si, Gyeonggi-do, 16675, Korea TEL: (031) 337-9902 FAX: (031) 213-5433
UL Korea, Ltd. Confidential
*This report shall not be reproduced except in full, without the written approval of* UL Korea, Ltd.

**BANDEDGE & SPURIOUS EMISSIONS, LOW CHANNEL (2Mbps)**

| | |
|---|---|
| Low CH BandEdge | 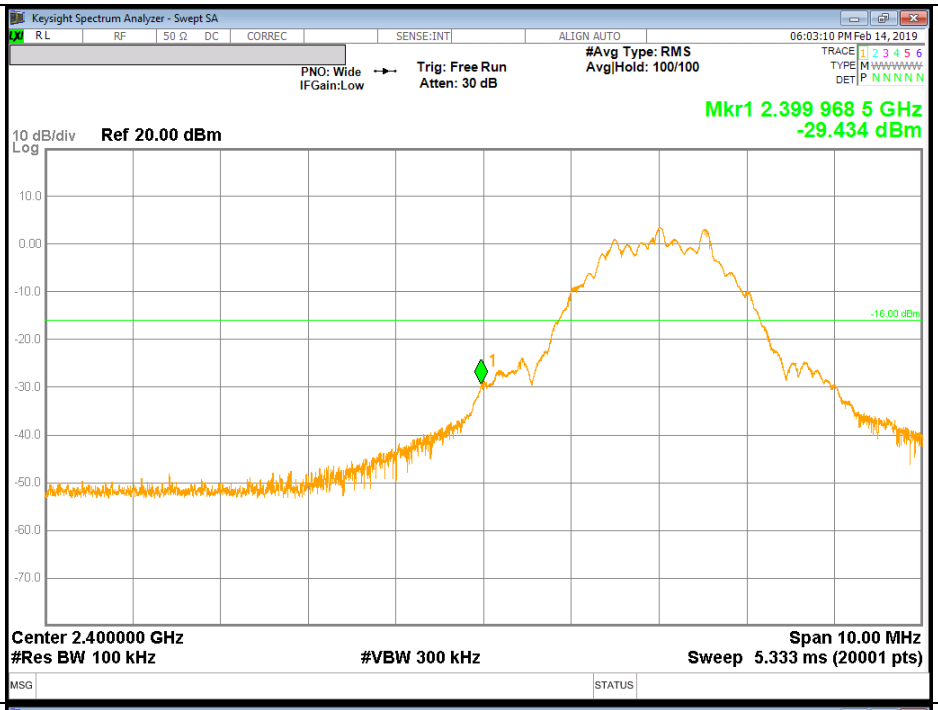  |
| Low CH Spurious | 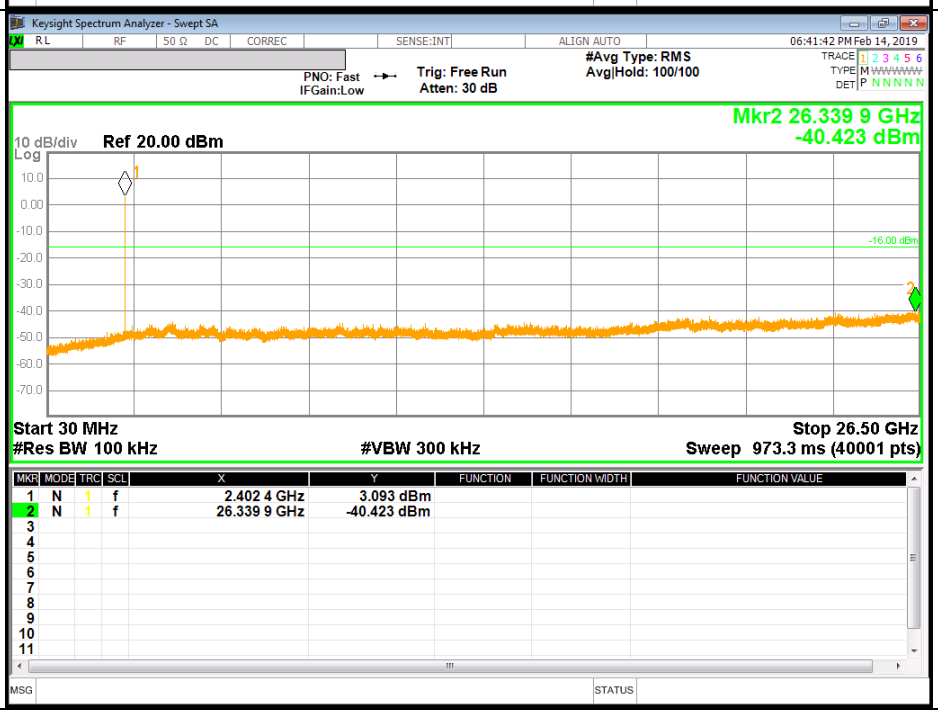  |


UL Korea, Ltd. Suwon Laboratory FORM ID: FCC_15C
218 Maeyeong-ro, Yeongtong-gu, Suwon-si, Gyeonggi-do, 16675, Korea TEL: (031) 337-9902 FAX: (031) 213-5433
UL Korea, Ltd. Confidential
*This report shall not be reproduced except in full, without the written approval of* UL Korea, Ltd.

**SPURIOUS EMISSIONS, MID CHANNEL (2Mbps)**

| | |
|---|---|
| Middle CH BandEdge | 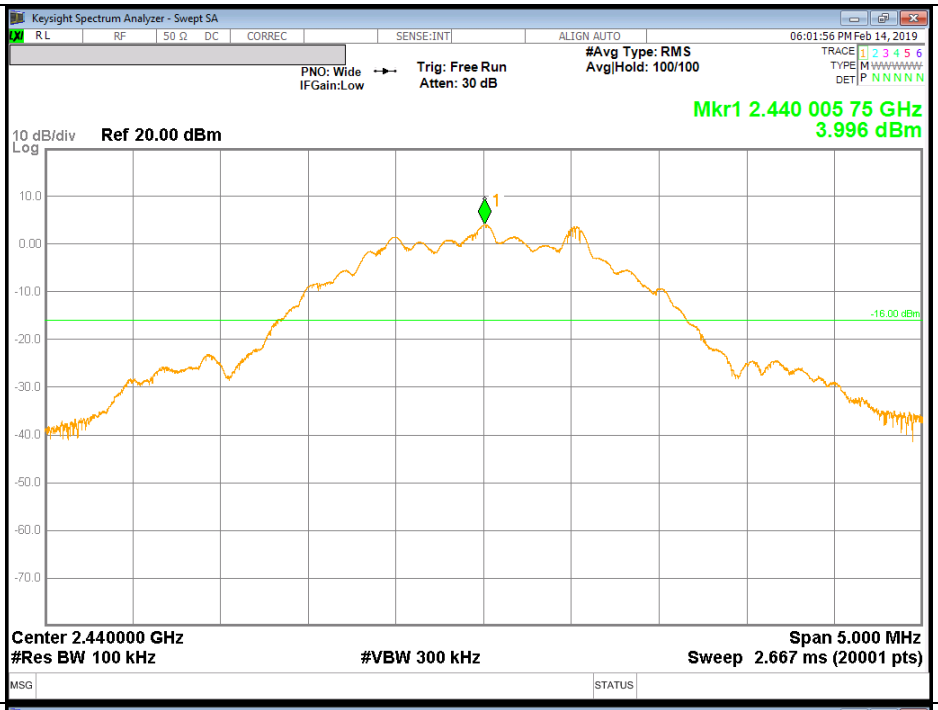 |
| Middle CH Spurious | 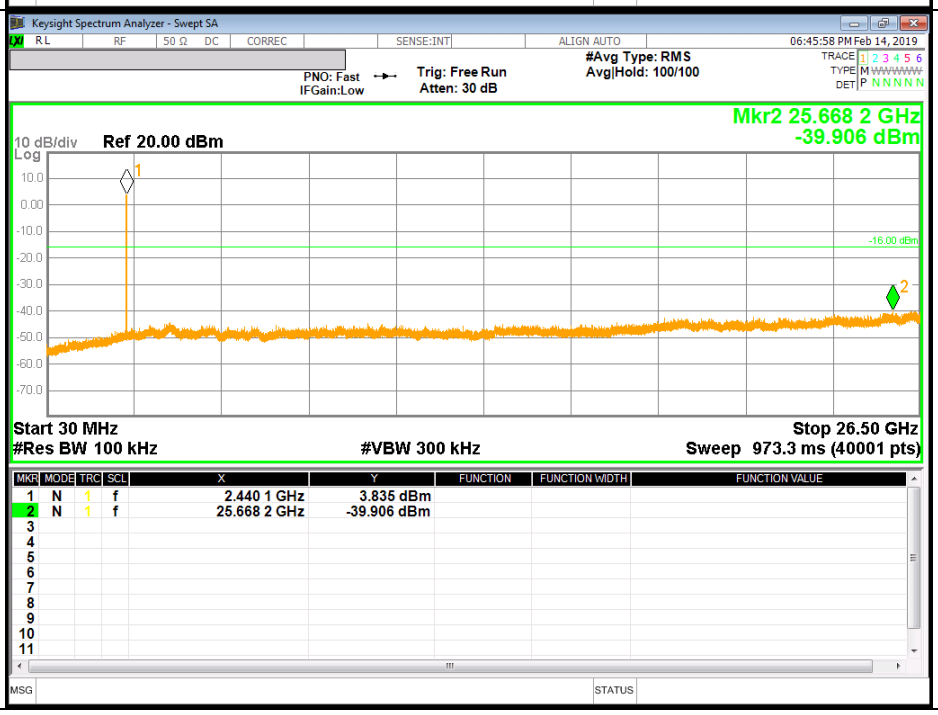 |


UL Korea, Ltd. Suwon Laboratory FORM ID: FCC_15C
218 Maeyeong-ro, Yeongtong-gu, Suwon-si, Gyeonggi-do, 16675, Korea TEL: (031) 337-9902 FAX: (031) 213-5433
UL Korea, Ltd. Confidential
*This report shall not be reproduced except in full, without the written approval of* UL Korea, Ltd.

**SPURIOUS EMISSIONS, HIGH CHANNEL (2Mbps)**

| | |
|---|---|
| High CH BandEdge | 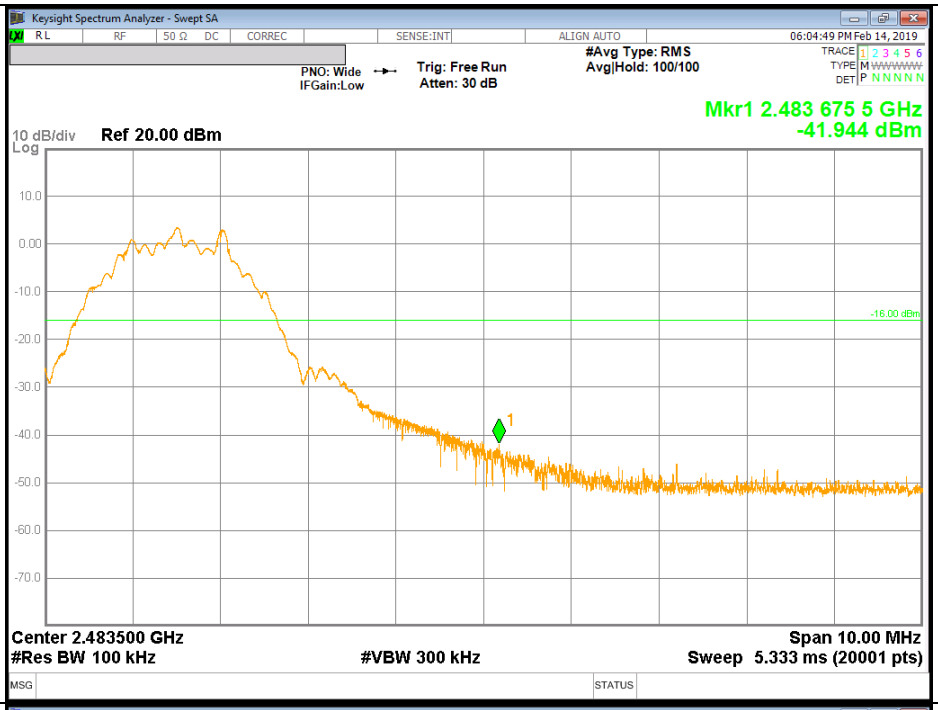  |
| High CH Spurious | 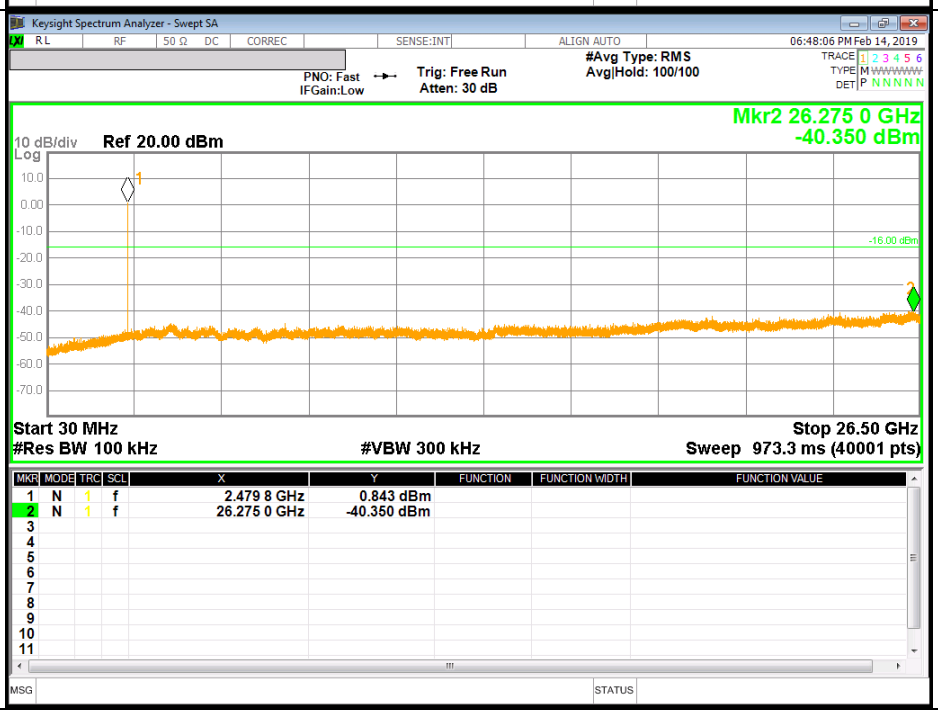  |


UL Korea, Ltd. Suwon Laboratory FORM ID: FCC_15C
218 Maeyeong-ro, Yeongtong-gu, Suwon-si, Gyeonggi-do, 16675, Korea TEL: (031) 337-9902 FAX: (031) 213-5433
UL Korea, Ltd. Confidential
*This report shall not be reproduced except in full, without the written approval of* UL Korea, Ltd.

# 11. RADIATED TEST RESULTS

## 11.1. LIMITS AND PROCEDURE

**LIMITS**

FCC §15.205 and §15.209

| Limits for radiated disturbance of an intentional radiator | | |
|---|---|---|
| Frequency range (MHz) | Limits (µV/m) | Measurement Distance (m) |
| 0.009 – 0.490 | 2400 / F (kHz) | 300 |
| 0.490 – 1.705 | 24000 / F (kHz) | 30 |
| 1.705 – 30.0 | 30 | 30 |
| 30 – 88 | 100** | 3 |
| 88 - 216 | 150** | 3 |
| 216 – 960 | 200** | 3 |
| Above 960 | 500 | 3 |

** Except as provided in paragraph (g), fundamental emissions from intentional radiators operating under this section shall not be located in the frequency bands 54-72 MHz, 76-88 MHz, 174-216 MHz or 470-806 MHz. However, operation within these frequency bands is permitted under other sections of this part, e.g. §§ 15.231 and 15.241.


UL Korea, Ltd. Confidential
*This report shall not be reproduced except in full, without the written approval of* UL Korea, Ltd.

**TEST PROCEDURE**

The EUT is placed on a non-conducting table 80 cm above the ground plane for below 1GHz and 150 cm for above 1GHz. The antenna to EUT distance is 3 meters. The EUT is configured in accordance with ANSI C63.10. The EUT is set to transmit in a continuous mode.

For measurements below 1 GHz the resolution bandwidth is set to 100 kHz for peak detection measurements or 120 kHz for quasi-peak detection measurements. Peak detection is used unless otherwise noted as quasi-peak.

For measurements above 1 GHz the resolution bandwidth is set to 1 MHz, then the video bandwidth is set to 3 MHz for peak measurements and add duty cycle factor for average measurements. (Restriced bandedge, Final detection of spurious harmonic emissions)Duty cycle factor = 10 log (1/x). For this sample: For 1Mbps, DCF = 10log(1/0.851)=0.70 dB (Spectrum Analyzer round it up to 0.7dB) and for 2Mbps, DCF = 10log(1/0.571)=2.44dB (Spectrum Analyzer round it up to 2.4dB)

Pre-scans to detect harmonic and spurious emissions, the resolution bandwidth is set to 1 MHz; the video bandwidth is set to 30 KHz for peak measurements.

The spectrum from 1 GHz to 26 GHz is investigated with the transmitter set to the lowest, middle, and highest channels in the 2.4 GHz band.
(From 30MHz to 1GHz, test was performed with the EUT set to transmit at the channel with highest output power)

The frequency range of interest is monitored at a fixed antenna height and EUT azimuth. The EUT is rotated through 360 degrees to maximize emissions received. The antenna is scanned from 1 to 4 meters above the ground plane to further maximize the emission. Measurements are made with the antenna polarized in both the vertical and the horizontal positions.

Note : Emission was pre-scanned from 9KHz to 30MHz; No emissions were detected which was at least 20dB below the specification limit (consider distance correction factor).
Per FCC part 15.31(o), test results were not reported.

Although these tests were performed other than open field test site, adequate comparison measurements were confirmed against 30 m open are test site.
Therefore sufficient tests were made to demonstrate that the alternative site produces results that correlate with the one of tests made in an open field based on KDB 414788.


UL Korea, Ltd. Suwon Laboratory FORM ID: FCC_15C
218 Maeyeong-ro, Yeongtong-gu, Suwon-si, Gyeonggi-do, 16675, Korea TEL: (031) 337-9902 FAX: (031) 213-5433
UL Korea, Ltd. Confidential
*This report shall not be reproduced except in full, without the written approval of* UL Korea, Ltd.

## 11.2. TRANSMITTER ABOVE 1 GHz

### 11.2.1. 1Mbps MODE

### RESTRICTED BANDEDGE (LOW CHANNEL)

**HORIZONTAL PEAK AND AVERAGE PLOT**

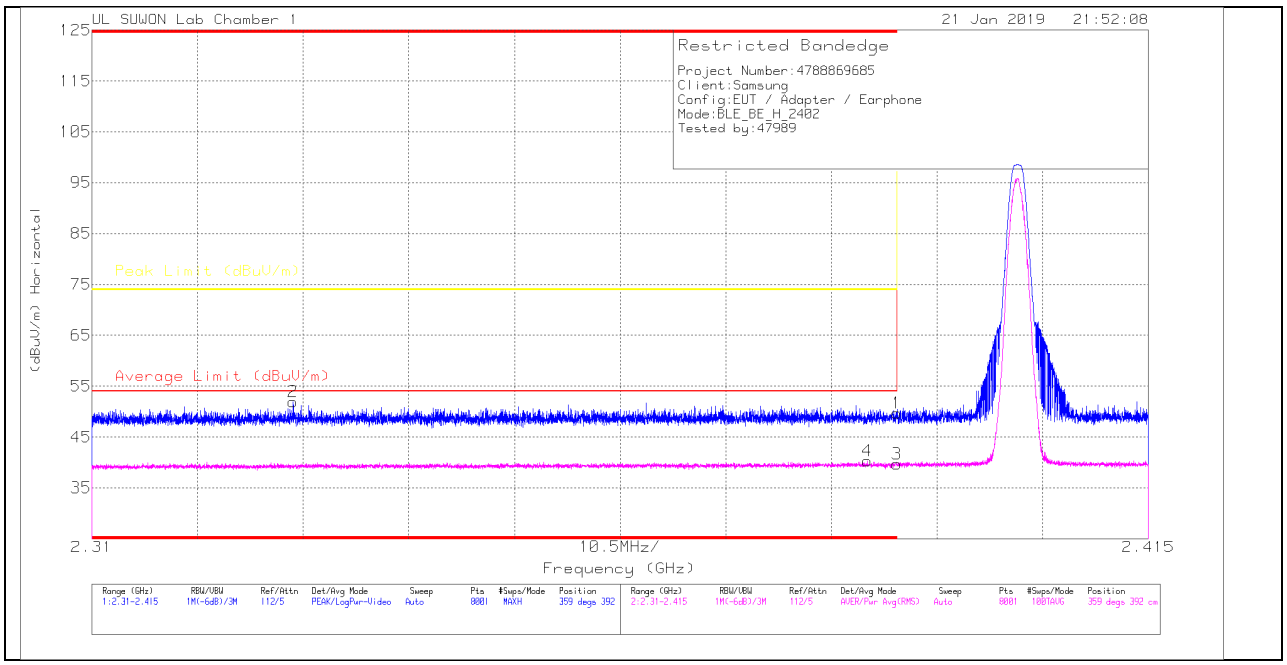


**HORIZONTAL DATA**

Trace Markers

| Marker | Frequency (GHz) | Meter Reading (dBuV) | Det | 3117_00168717 | 10dB[dB] | DC Corr (dB) | Corrected Reading (dBuV/m) | Average Limit (dBuV/m) | Margin (dB) | Peak Limit (dBuV/m) | PK Margin (dB) | Azimuth (Degs) | Height (cm) | Polarity |
|---|---|---|---|---|---|---|---|---|---|---|---|---|---|---|
| 1 | * 2.39 | 43.56 | Pk | 31.7 | -25.5 | 0 | 49.76 | - | - | 74 | -24.24 | 359 | 392 | H |
| 2 | * 2.33 | 46.09 | Pk | 31.5 | -25.7 | 0 | 51.89 | - | - | 74 | -22.11 | 359 | 392 | H |
| 3 | * 2.39 | 32.83 | RMS | 31.7 | -25.5 | .7 | 39.73 | 54 | -14.27 | - | - | 359 | 392 | H |
| 4 | * 2.387 | 33.37 | RMS | 31.7 | -25.5 | .7 | 40.27 | 54 | -13.73 | - | - | 359 | 392 | H |

* - indicates frequency in CFR47 Pt 15 / IC RSS-Restricted Band
Pk - Peak detector
RMS - RMS detection


UL Korea, Ltd. Suwon Laboratory FORM ID: FCC_15C
218 Maeyeong-ro, Yeongtong-gu, Suwon-si, Gyeonggi-do, 16675, Korea TEL: (031) 337-9902 FAX: (031) 213-5433
UL Korea, Ltd. Confidential
*This report shall not be reproduced except in full, without the written approval of* UL Korea, Ltd.

## VERTICAL PEAK AND AVERAGE PLOT

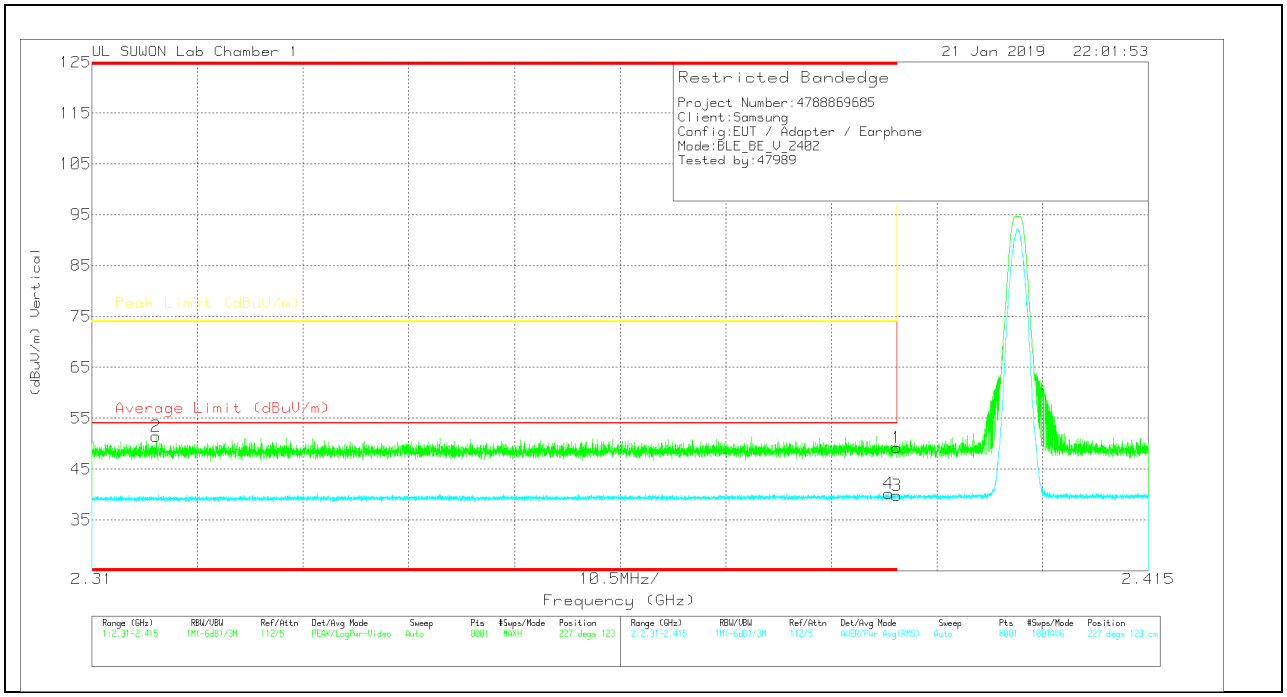


## VERTICAL DATA

Trace Markers

| Marker | Frequency (GHz) | Meter Reading (dBuV) | Det | 3117_00168717 | 10dB[dB] | DC Corr (dB) | Corrected Reading (dBuV/m) | Average Limit (dBuV/m) | Margin (dB) | Peak Limit (dBuV/m) | PK Margin (dB) | Azimuth (Degs) | Height (cm) | Polarity |
|---|---|---|---|---|---|---|---|---|---|---|---|---|---|---|
| 1 | * 2.39 | 43.03 | Pk | 31.7 | -25.5 | 0 | 49.23 | - | - | 74 | -24.77 | 227 | 123 | V |
| 2 | * 2.316 | 45.66 | Pk | 31.5 | -25.7 | 0 | 51.46 | - | - | 74 | -22.54 | 227 | 123 | V |
| 3 | * 2.39 | 32.88 | RMS | 31.7 | -25.5 | .7 | 39.78 | 54 | -14.22 | - | - | 227 | 123 | V |
| 4 | * 2.389 | 33.27 | RMS | 31.7 | -25.5 | .7 | 40.17 | 54 | -13.83 | - | - | 227 | 123 | V |

* - indicates frequency in CFR47 Pt 15 / IC RSS-Restricted Band
Pk - Peak detector
RMS - RMS detection


UL Korea, Ltd. Suwon Laboratory FORM ID: FCC_15C
218 Maeyeong-ro, Yeongtong-gu, Suwon-si, Gyeonggi-do, 16675, Korea TEL: (031) 337-9902 FAX: (031) 213-5433
UL Korea, Ltd. Confidential
*This report shall not be reproduced except in full, without the written approval of* UL Korea, Ltd.

# AUTHORIZED BANDEDGE (HIGH CHANNEL)

## HORIZONTAL PEAK AND AVERAGE PLOT

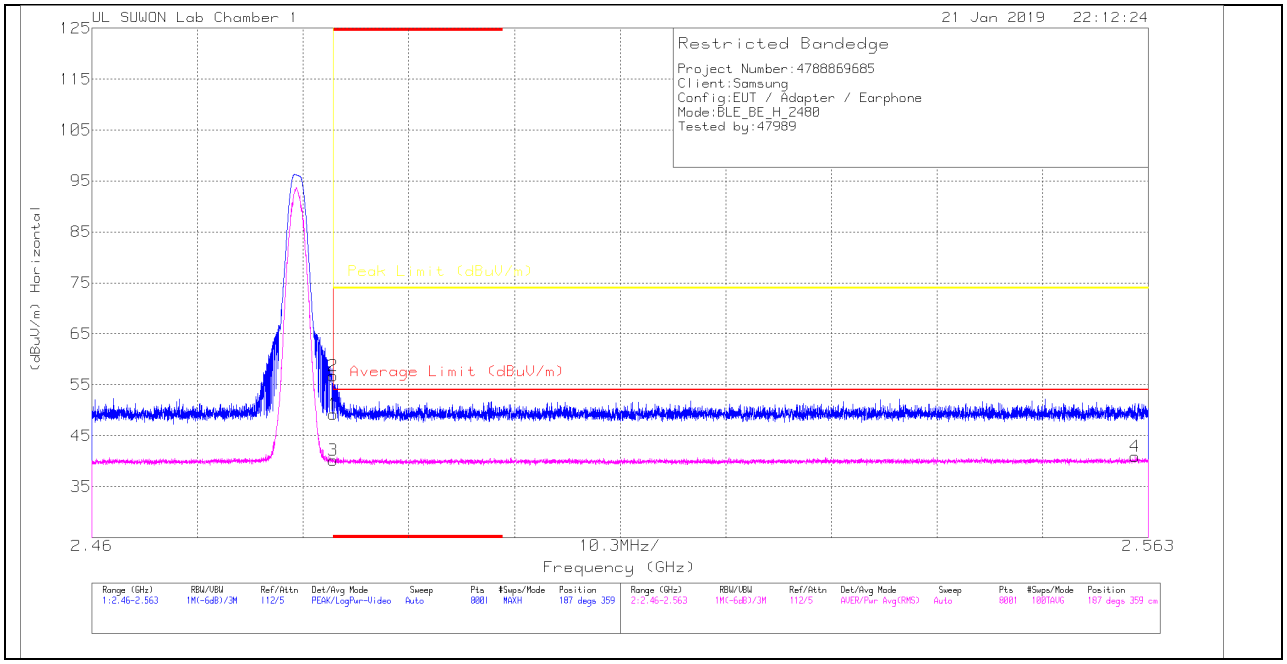


## HORIZONTAL DATA

Trace Markers

| Marker | Frequency (GHz) | Meter Reading (dBuV) | Det | 3117_00168717 | 10dB[dB] | DC Corr (dB) | Corrected Reading (dBuV/m) | Average Limit (dBuV/m) | Margin (dB) | Peak Limit (dBuV/m) | PK Margin (dB) | Azimuth (Degs) | Height (cm) | Polarity |
|---|---|---|---|---|---|---|---|---|---|---|---|---|---|---|
| 1 | * 2.484 | 42.64 | Pk | 31.9 | -25.3 | 0 | 49.24 | - | - | 74 | -24.76 | 187 | 359 | H |
| 2 | * 2.484 | 50.16 | Pk | 31.9 | -25.3 | 0 | 56.76 | - | - | 74 | -17.24 | 187 | 359 | H |
| 3 | * 2.484 | 32.93 | RMS | 31.9 | -25.3 | .7 | 40.23 | 54 | -13.77 | - | - | 187 | 359 | H |
| 4 | 2.562 | 33.3 | RMS | 32 | -25.1 | .7 | 40.9 | 54 | -13.1 | - | - | 187 | 359 | H |

* - indicates frequency in CFR47 Pt 15 / IC RSS-Restricted Band
Pk - Peak detector
RMS - RMS detection


UL Korea, Ltd. Suwon Laboratory FORM ID: FCC_15C
218 Maeyeong-ro, Yeongtong-gu, Suwon-si, Gyeonggi-do, 16675, Korea TEL: (031) 337-9902 FAX: (031) 213-5433
UL Korea, Ltd. Confidential
*This report shall not be reproduced except in full, without the written approval of* UL Korea, Ltd.

## VERTICAL PEAK AND AVERAGE PLOT

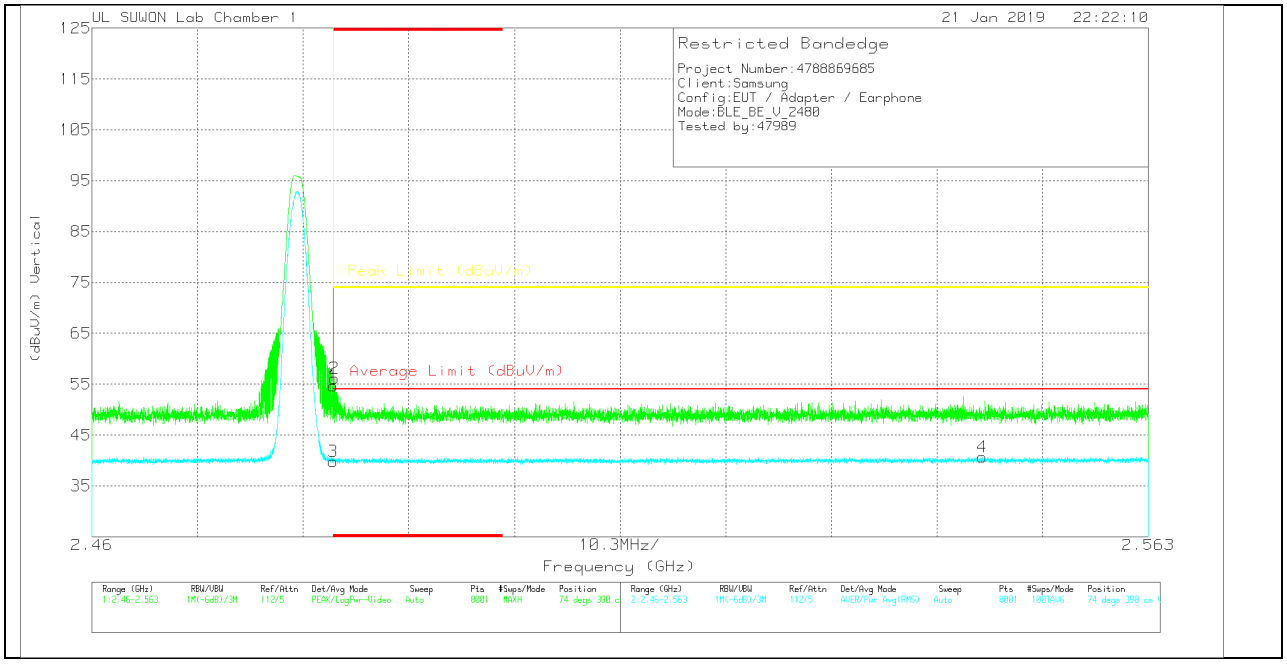


## VERTICAL DATA

Trace Markers

| Marker | Frequency (GHz) | Meter Reading (dBuV) | Det | 3117_00168717 | 10dB[dB] | DC Corr (dB) | Corrected Reading (dBuV/m) | Average Limit (dBuV/m) | Margin (dB) | Peak Limit (dBuV/m) | PK Margin (dB) | Azimuth (Degs) | Height (cm) | Polarity |
|---|---|---|---|---|---|---|---|---|---|---|---|---|---|---|
| 1 | * 2.484 | 48.04 | Pk | 31.9 | -25.3 | 0 | 54.64 | - | - | 74 | -19.36 | 74 | 390 | V |
| 2 | * 2.484 | 49.56 | Pk | 31.9 | -25.3 | 0 | 56.16 | - | - | 74 | -17.84 | 74 | 390 | V |
| 3 | * 2.484 | 32.57 | RMS | 31.9 | -25.3 | .7 | 39.87 | 54 | -14.13 | - | - | 74 | 390 | V |
| 4 | 2.547 | 33.09 | RMS | 32 | -25.1 | .7 | 40.69 | 54 | -13.31 | - | - | 74 | 390 | V |

* - indicates frequency in CFR47 Pt 15 / IC RSS-Restricted Band
Pk - Peak detector
RMS - RMS detection


UL Korea, Ltd. Suwon Laboratory FORM ID: FCC_15C
218 Maeyeong-ro, Yeongtong-gu, Suwon-si, Gyeonggi-do, 16675, Korea TEL: (031) 337-9902 FAX: (031) 213-5433
UL Korea, Ltd. Confidential
*This report shall not be reproduced except in full, without the written approval of* UL Korea, Ltd.

**HARMONICS AND SPURIOUS EMISSIONS**

## LOW CHANNEL HORIZONTAL

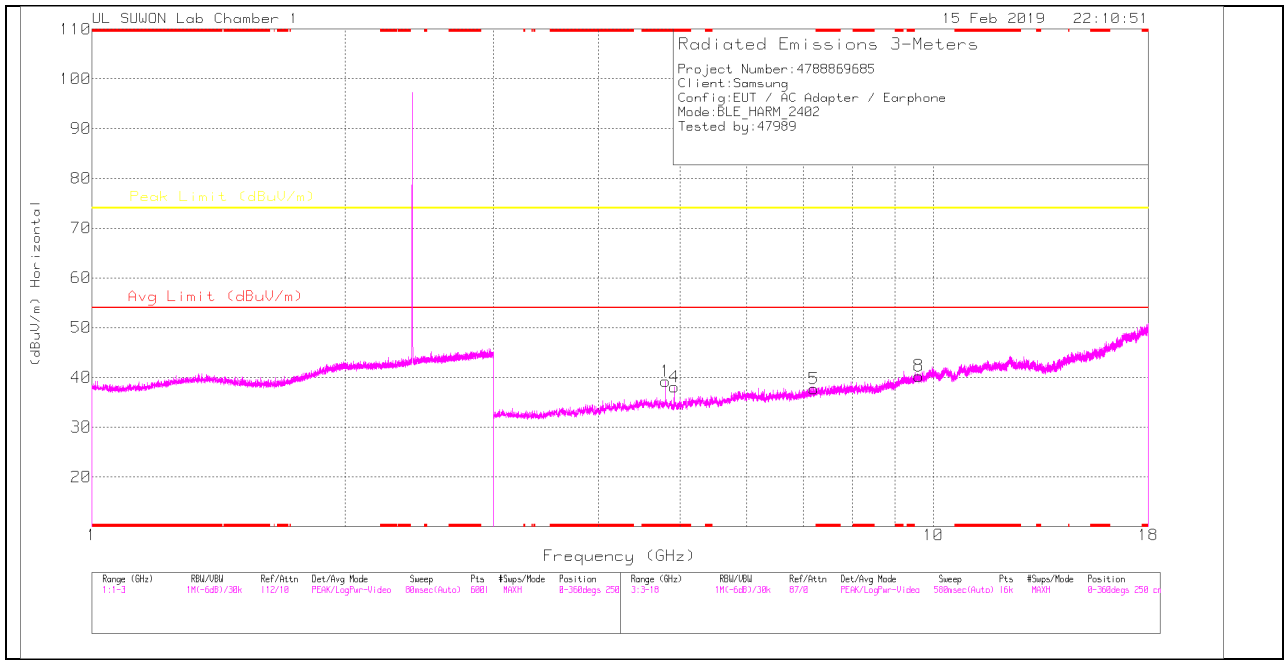


## LOW CHANNEL VERTICAL

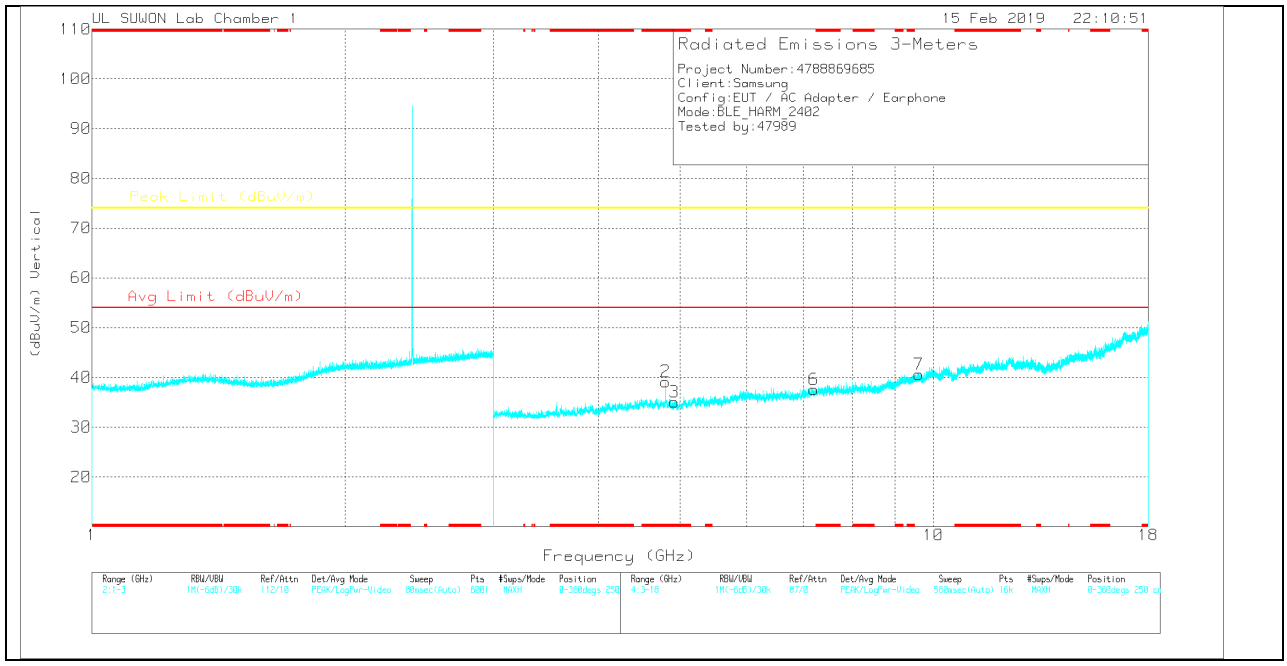


Note: Emission was scanned up to 26GHz; No emissions were detected above the noise floor which was at least 20dB below the specification limit.


UL Korea, Ltd. Suwon Laboratory FORM ID: FCC_15C
218 Maeyeong-ro, Yeongtong-gu, Suwon-si, Gyeonggi-do, 16675, Korea TEL: (031) 337-9902 FAX: (031) 213-5433
UL Korea, Ltd. Confidential
*This report shall not be reproduced except in full, without the written approval of* UL Korea, Ltd.

# LOW CHANNEL DATA

## Trace Markers

| Marker | Frequency (GHz) | Meter Reading (dBuV) | Det | 3117_00168717 | 3GHz_HP[dB] | DC Corr (dB) | Corrected Reading (dBuV/m) | Avg Limit (dBuV/m) | Margin (dB) | Peak Limit (dBuV/m) | Margin (dB) | Azimuth (Degs) | Height (cm) | Polarity |
|---|---|---|---|---|---|---|---|---|---|---|---|---|---|---|
| 1 | * 4.804 | 36.47 | PK | 34.2 | -31.4 | 0 | 39.27 | - | - | 74 | -34.73 | 0-360 | 250 | H |
| 4 | * 4.919 | 35.48 | PK | 34.2 | -31.6 | 0 | 38.08 | - | - | 74 | -35.92 | 0-360 | 150 | H |
| 5 | 7.205 | 29.79 | PK | 35.8 | -27.9 | 0 | 37.69 | - | - | 74 | -36.31 | 0-360 | 150 | H |
| 8 | 9.61 | 26.4 | PK | 37 | -23.1 | 0 | 40.3 | - | - | 74 | -33.7 | 0-360 | 250 | H |
| 2 | * 4.804 | 36.36 | PK | 34.2 | -31.4 | 0 | 39.16 | - | - | 74 | -34.84 | 0-360 | 150 | V |
| 3 | * 4.918 | 32.3 | PK | 34.2 | -31.5 | 0 | 35 | - | - | 74 | -39 | 0-360 | 250 | V |
| 6 | 7.205 | 29.67 | PK | 35.8 | -27.9 | 0 | 37.57 | - | - | 74 | -36.43 | 0-360 | 150 | V |
| 7 | 9.608 | 26.76 | PK | 37 | -23.1 | 0 | 40.66 | - | - | 74 | -33.34 | 0-360 | 150 | V |

* - indicates frequency in CFR47 Pt 15 / IC RSS-Restricted Band
PK – Peak detector

## Radiated Emissions

| Frequency (GHz) | Meter Reading (dBuV) | Det | 3117_00168717 | 3GHz_HP[dB] | DC Corr (dB) | Corrected Reading (dBuV/m) | Avg Limit (dBuV/m) | Margin (dB) | Peak Limit (dBuV/m) | Margin (dB) | Azimuth (Degs) | Height (cm) | Polarity |
|---|---|---|---|---|---|---|---|---|---|---|---|---|---|
| * 4.922 | 38.6 | PK2 | 34.2 | -31.6 | 0 | 41.2 | - | - | 74 | -32.8 | 151 | 162 | V |
| * 4.928 | 29.32 | MAv1 | 34.2 | -31.5 | .7 | 32.72 | 54 | -21.28 | - | - | 151 | 162 | V |
| * 4.922 | 41.41 | PK2 | 34.2 | -31.6 | 0 | 44.01 | - | - | 74 | -29.99 | 300 | 127 | H |
| * 4.925 | 29.18 | MAv1 | 34.2 | -31.6 | .7 | 32.48 | 54 | -21.52 | - | - | 300 | 127 | H |
| * 4.804 | 44.25 | PK2 | 34.2 | -31.4 | 0 | 47.05 | - | - | 74 | -26.95 | 161 | 247 | H |
| * 4.804 | 35.23 | MAv1 | 34.2 | -31.4 | .7 | 38.73 | 54 | -15.27 | - | - | 161 | 247 | H |
| * 4.804 | 43.69 | PK2 | 34.2 | -31.4 | 0 | 46.49 | - | - | 74 | -27.51 | 211 | 147 | V |
| * 4.804 | 33.66 | MAv1 | 34.2 | -31.4 | .7 | 37.16 | 54 | -16.84 | - | - | 211 | 147 | V |

* - indicates frequency in CFR47 Pt 15 / IC RSS-Restricted Band
PK2 - KDB558074 Method: Maximum Peak
MAv1 - KDB558074 Option 1 Maximum RMS Average


UL Korea, Ltd. Suwon Laboratory FORM ID: FCC_15C
218 Maeyeong-ro, Yeongtong-gu, Suwon-si, Gyeonggi-do, 16675, Korea TEL: (031) 337-9902 FAX: (031) 213-5433
UL Korea, Ltd. Confidential
*This report shall not be reproduced except in full, without the written approval of* UL Korea, Ltd.

## MID CHANNEL HORIZONTAL

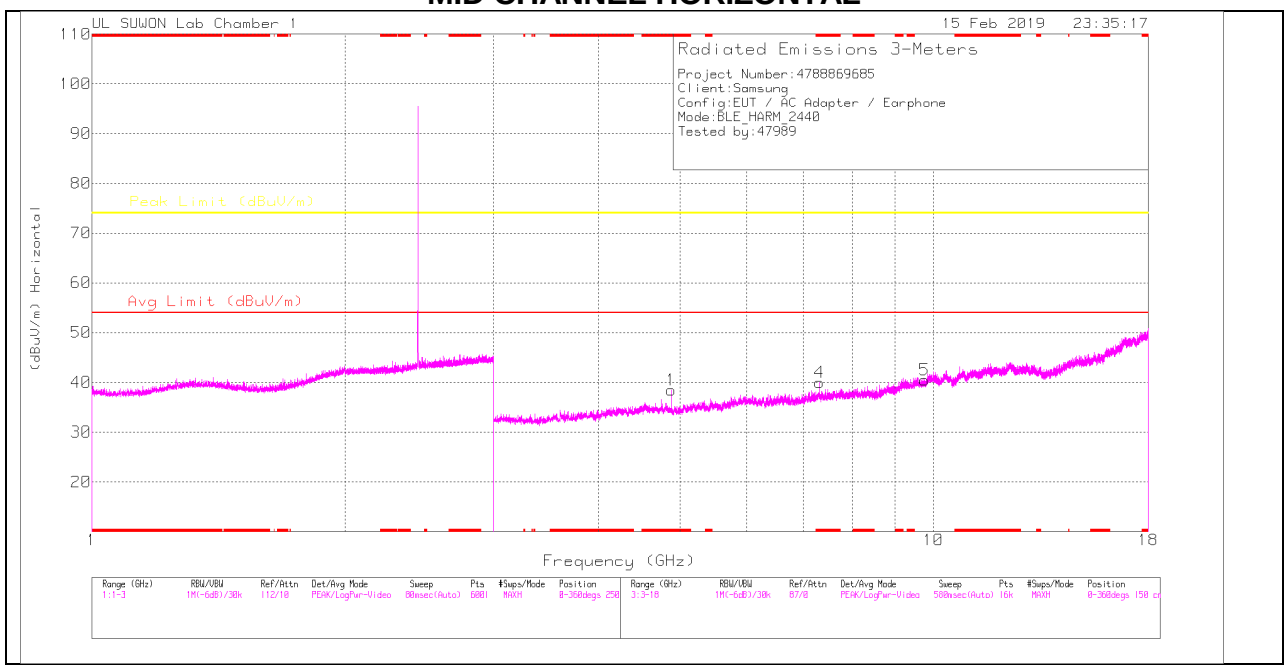


## MID CHANNEL VERTICAL

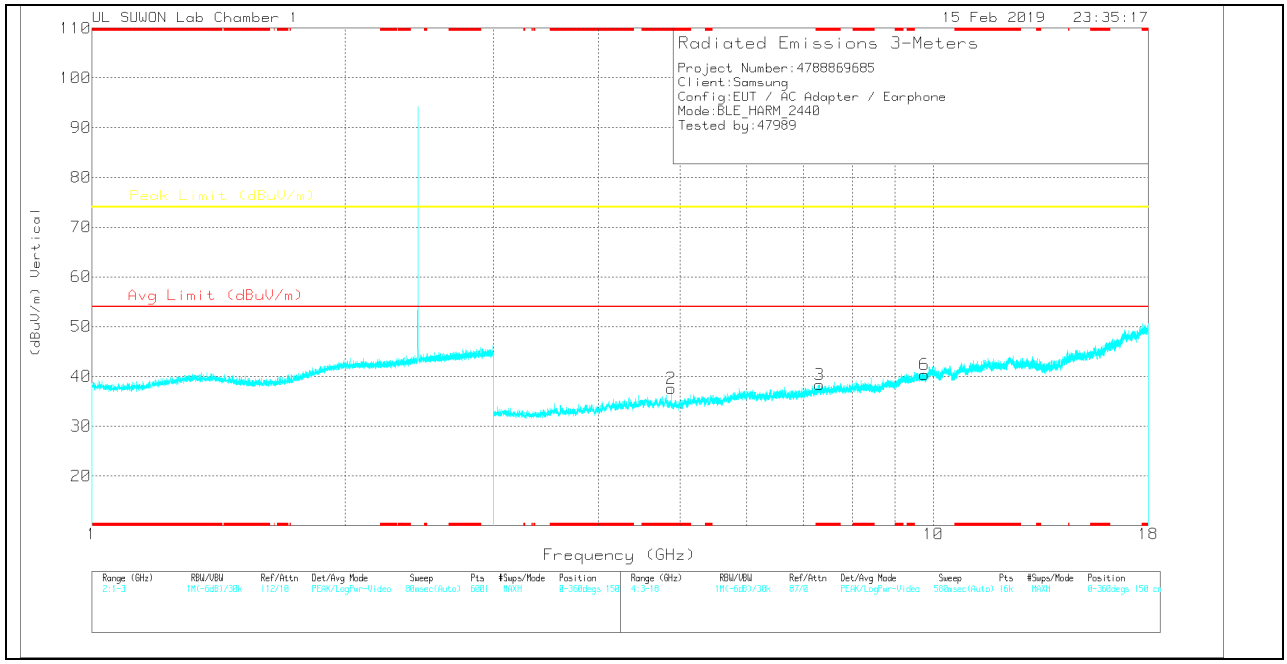


Note: Emission was scanned up to 26GHz; No emissions were detected above the noise floor which was at least 20dB below the specification limit.


UL Korea, Ltd. Suwon Laboratory FORM ID: FCC_15C
218 Maeyeong-ro, Yeongtong-gu, Suwon-si, Gyeonggi-do, 16675, Korea TEL: (031) 337-9902 FAX: (031) 213-5433
UL Korea, Ltd. Confidential
*This report shall not be reproduced except in full, without the written approval of* UL Korea, Ltd.

# MID CHANNEL DATA

## Trace Markers

| Marker | Frequency (GHz) | Meter Reading (dBuV) | Det | 3117_00168717 | 3GHz_HP[dB] | DC Corr (dB) | Corrected Reading (dBuV/m) | Avg Limit (dBuV/m) | Margin (dB) | Peak Limit (dBuV/m) | Margin (dB) | Azimuth (Degs) | Height (cm) | Polarity |
|---|---|---|---|---|---|---|---|---|---|---|---|---|---|---|
| 1 | * 4.88 | 35.74 | PK | 34.2 | -31.5 | 0 | 38.44 | - | - | 74 | -35.56 | 0-360 | 150 | H |
| 4 | * 7.32 | 31.43 | PK | 35.8 | -27.3 | 0 | 39.93 | - | - | 74 | -34.07 | 0-360 | 150 | H |
| 5 | 9.76 | 27.18 | PK | 37.2 | -23.9 | 0 | 40.48 | - | - | 74 | -33.52 | 0-360 | 250 | H |
| 2 | * 4.88 | 34.83 | PK | 34.2 | -31.5 | 0 | 37.53 | - | - | 74 | -36.47 | 0-360 | 150 | V |
| 3 | * 7.32 | 29.83 | PK | 35.8 | -27.3 | 0 | 38.33 | - | - | 74 | -35.67 | 0-360 | 250 | V |
| 6 | 9.761 | 27.12 | PK | 37.2 | -23.9 | 0 | 40.42 | - | - | 74 | -33.58 | 0-360 | 250 | V |

* - indicates frequency in CFR47 Pt 15 / IC RSS-Restricted Band
PK – Peak detector

## Radiated Emissions

| Frequency (GHz) | Meter Reading (dBuV) | Det | 3117_00168717 | 3GHz_HP[dB] | DC Corr (dB) | Corrected Reading (dBuV/m) | Avg Limit (dBuV/m) | Margin (dB) | Peak Limit (dBuV/m) | Margin (dB) | Azimuth (Degs) | Height (cm) | Polarity |
|---|---|---|---|---|---|---|---|---|---|---|---|---|---|
| * 4.88 | 43.75 | PK2 | 34.2 | -31.5 | 0 | 46.45 | - | - | 74 | -27.55 | 137 | 124 | H |
| * 4.88 | 35.64 | MAv1 | 34.2 | -31.5 | .7 | 39.04 | 54 | -14.96 | - | - | 137 | 124 | H |
| * 4.88 | 43.14 | PK2 | 34.2 | -31.5 | 0 | 45.84 | - | - | 74 | -28.16 | 192 | 185 | V |
| * 4.88 | 33.93 | MAv1 | 34.2 | -31.5 | .7 | 37.33 | 54 | -16.67 | - | - | 192 | 185 | V |
| * 7.319 | 41.29 | PK2 | 35.8 | -27.3 | 0 | 49.79 | - | - | 74 | -24.21 | 167 | 121 | H |
| * 7.319 | 30.54 | MAv1 | 35.8 | -27.3 | .7 | 39.74 | 54 | -14.26 | - | - | 167 | 121 | H |
| * 7.32 | 39.45 | PK2 | 35.8 | -27.3 | 0 | 47.95 | - | - | 74 | -26.05 | 129 | 109 | V |
| * 7.32 | 27.76 | MAv1 | 35.8 | -27.3 | .7 | 36.96 | 54 | -17.04 | - | - | 129 | 109 | V |

* - indicates frequency in CFR47 Pt 15 / IC RSS-Restricted Band
PK2 - KDB558074 Method: Maximum Peak
MAv1 - KDB558074 Option 1 Maximum RMS Average


UL Korea, Ltd. Suwon Laboratory FORM ID: FCC_15C
218 Maeyeong-ro, Yeongtong-gu, Suwon-si, Gyeonggi-do, 16675, Korea TEL: (031) 337-9902 FAX: (031) 213-5433
UL Korea, Ltd. Confidential
*This report shall not be reproduced except in full, without the written approval of* UL Korea, Ltd.

## HIGH CHANNEL HORIZONTAL

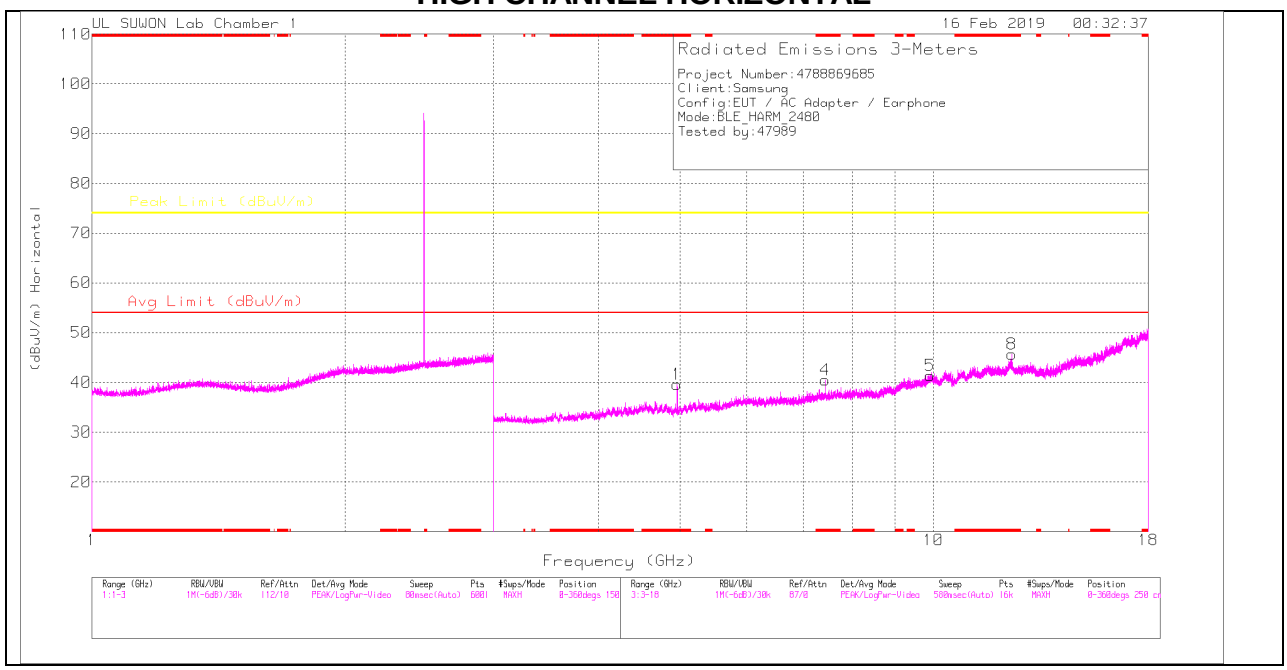


## HIGH CHANNEL VERTICAL

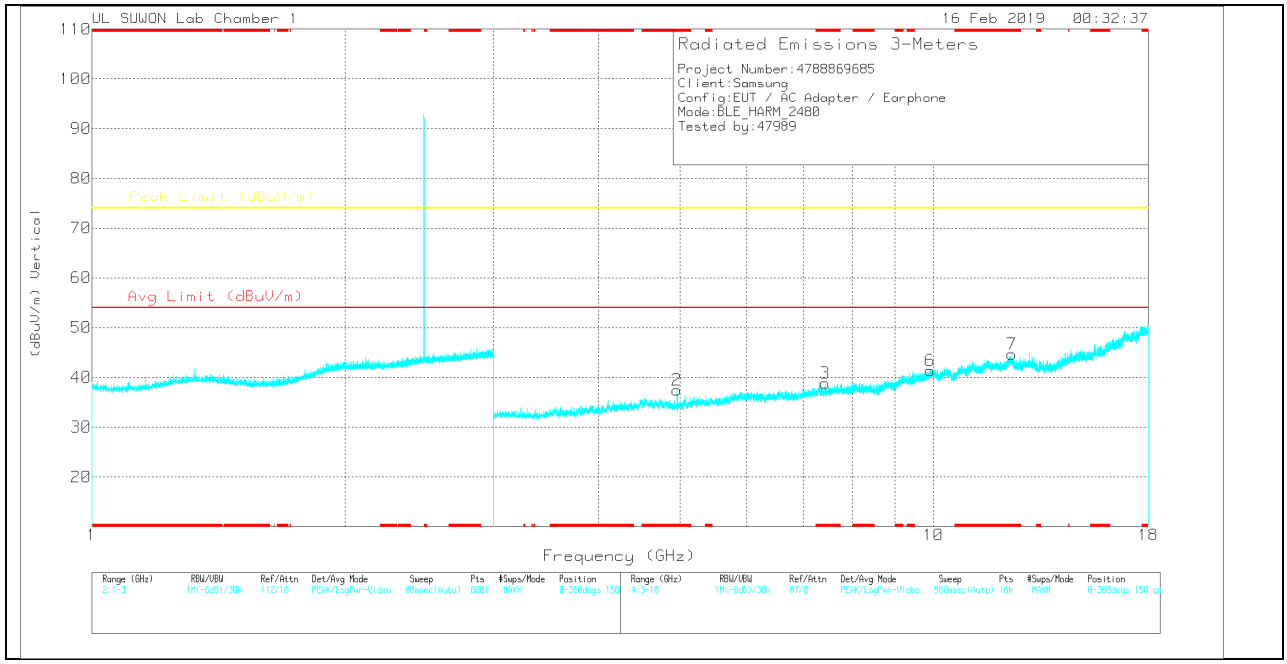


Note: Emission was scanned up to 26GHz; No emissions were detected above the noise floor which was at least 20dB below the specification limit.


UL Korea, Ltd. Confidential
*This report shall not be reproduced except in full, without the written approval of* UL Korea, Ltd.

# HIGH CHANNEL DATA

## Trace Markers

| Marker | Frequency (GHz) | Meter Reading (dBuV) | Det | 3117_00168717 | 3GHz_HP[dB] | DC Corr (dB) | Corrected Reading (dBuV/m) | Avg Limit (dBuV/m) | Margin (dB) | Peak Limit (dBuV/m) | Margin (dB) | Azimuth (Degs) | Height (cm) | Polarity |
|---|---|---|---|---|---|---|---|---|---|---|---|---|---|---|
| 1 | * 4.959 | 36.75 | PK | 34.2 | -31.4 | 0 | 39.55 | - | - | 74 | -34.45 | 0-360 | 150 | H |
| 4 | * 7.439 | 31.74 | PK | 35.8 | -27 | 0 | 40.54 | - | - | 74 | -33.46 | 0-360 | 150 | H |
| 5 | 9.909 | 26.4 | PK | 37.4 | -22.4 | 0 | 41.4 | - | - | 74 | -32.6 | 0-360 | 150 | H |
| 8 | * 12.399 | 27.79 | PK | 38.9 | -21 | 0 | 45.69 | - | - | 74 | -28.31 | 0-360 | 250 | H |
| 2 | * 4.959 | 34.62 | PK | 34.2 | -31.4 | 0 | 37.42 | - | - | 74 | -36.58 | 0-360 | 150 | V |
| 3 | * 7.44 | 30.01 | PK | 35.8 | -27 | 0 | 38.81 | - | - | 74 | -35.19 | 0-360 | 250 | V |
| 6 | 9.916 | 26.17 | PK | 37.5 | -22.3 | 0 | 41.37 | - | - | 74 | -32.63 | 0-360 | 250 | V |
| 7 | * 12.399 | 26.72 | PK | 38.9 | -21 | 0 | 44.62 | - | - | 74 | -29.38 | 0-360 | 150 | V |

* - indicates frequency in CFR47 Pt 15 / IC RSS-Restricted Band
PK – Peak detector

## Radiated Emissions

| Frequency (GHz) | Meter Reading (dBuV) | Det | 3117_00168717 | 3GHz_HP[dB] | DC Corr (dB) | Corrected Reading (dBuV/m) | Avg Limit (dBuV/m) | Margin (dB) | Peak Limit (dBuV/m) | Margin (dB) | Azimuth (Degs) | Height (cm) | Polarity |
|---|---|---|---|---|---|---|---|---|---|---|---|---|---|
| * 4.96 | 44.12 | PK2 | 34.2 | -31.4 | 0 | 46.92 | - | - | 74 | -27.08 | 139 | 125 | H |
| * 4.96 | 35.91 | MAv1 | 34.2 | -31.4 | .7 | 39.41 | 54 | -14.59 | - | - | 139 | 125 | H |
| * 4.96 | 42.69 | PK2 | 34.2 | -31.4 | 0 | 45.49 | - | - | 74 | -28.51 | 191 | 179 | V |
| * 4.96 | 33.37 | MAv1 | 34.2 | -31.4 | .7 | 36.87 | 54 | -17.13 | - | - | 191 | 179 | V |
| * 7.44 | 41.04 | PK2 | 35.8 | -27 | 0 | 49.84 | - | - | 74 | -24.16 | 163 | 105 | H |
| * 7.439 | 30.52 | MAv1 | 35.8 | -27 | .7 | 40.02 | 54 | -13.98 | - | - | 163 | 105 | H |
| * 7.441 | 38.84 | PK2 | 35.8 | -27 | 0 | 47.64 | - | - | 74 | -26.36 | 138 | 264 | V |
| * 7.439 | 27.05 | MAv1 | 35.8 | -27 | .7 | 36.55 | 54 | -17.45 | - | - | 138 | 264 | V |
| * 12.4 | 36.1 | PK2 | 38.8 | -21 | 0 | 53.9 | - | - | 74 | -20.1 | 133 | 104 | V |
| * 12.4 | 25.11 | MAv1 | 38.9 | -21 | .7 | 43.71 | 54 | -10.29 | - | - | 133 | 104 | V |
| * 12.4 | 35.76 | PK2 | 38.9 | -21 | 0 | 53.66 | - | - | 74 | -20.34 | 167 | 241 | H |
| * 12.4 | 24.59 | MAv1 | 38.9 | -21 | .7 | 43.19 | 54 | -10.81 | - | - | 167 | 241 | H |

* - indicates frequency in CFR47 Pt 15 / IC RSS-Restricted Band
PK2 - KDB558074 Method: Maximum Peak
MAv1 - KDB558074 Option 1 Maximum RMS Average


UL Korea, Ltd. Suwon Laboratory FORM ID: FCC_15C
218 Maeyeong-ro, Yeongtong-gu, Suwon-si, Gyeonggi-do, 16675, Korea TEL: (031) 337-9902 FAX: (031) 213-5433
UL Korea, Ltd. Confidential
*This report shall not be reproduced except in full, without the written approval of* UL Korea, Ltd.

### 11.2.2. 2Mbps MODE

## RESTRICTED BANDEDGE (LOW CHANNEL)

### HORIZONTAL PEAK AND AVERAGE PLOT

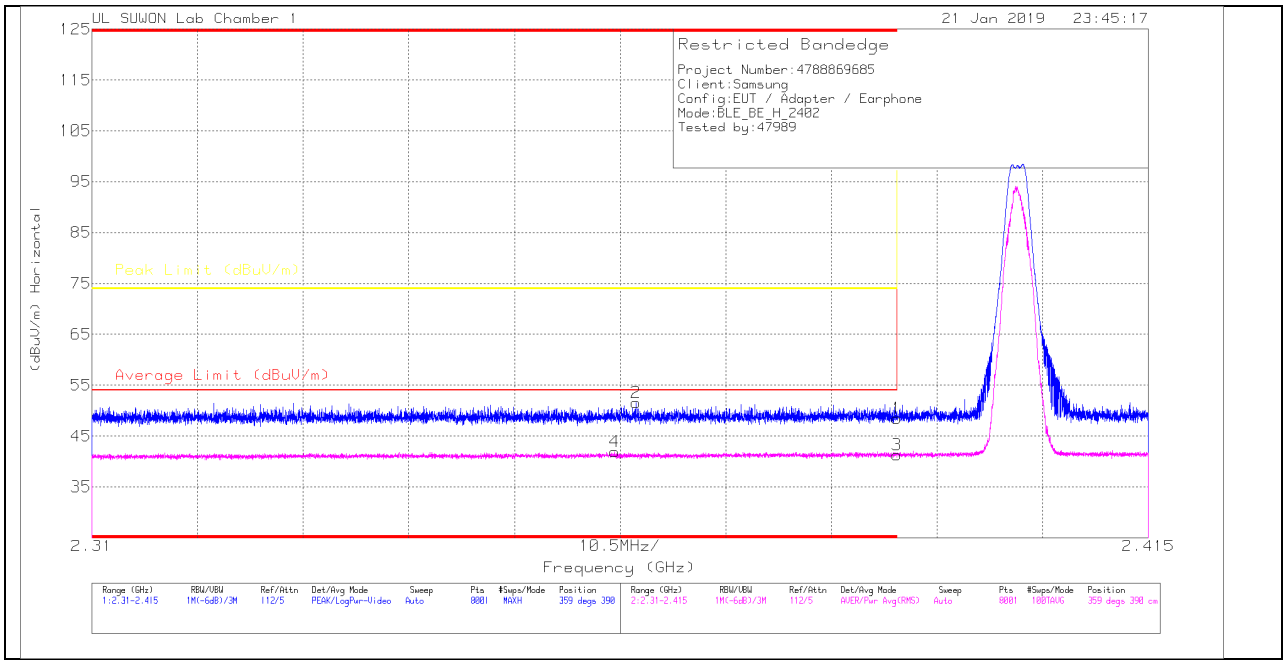


### HORIZONTAL DATA

Trace Markers

| Marker | Frequency (GHz) | Meter Reading (dBuV) | Det | 3117_00168717 | 10dB[dB] | DC Corr (dB) | Corrected Reading (dBuV/m) | Average Limit (dBuV/m) | Margin (dB) | Peak Limit (dBuV/m) | PK Margin (dB) | Azimuth (Degs) | Height (cm) | Polarity |
|---|---|---|---|---|---|---|---|---|---|---|---|---|---|---|
| 1 | * 2.39 | 42.26 | Pk | 31.7 | -25.5 | 0 | 48.46 | - | - | 74 | -25.54 | 359 | 390 | H |
| 2 | * 2.364 | 45.62 | Pk | 31.6 | -25.7 | 0 | 51.52 | - | - | 74 | -22.48 | 359 | 390 | H |
| 3 | * 2.39 | 32.63 | RMS | 31.7 | -25.5 | 2.44 | 41.27 | 54 | -12.73 | - | - | 359 | 390 | H |
| 4 | * 2.362 | 33.46 | RMS | 31.6 | -25.6 | 2.44 | 41.9 | 54 | -12.1 | - | - | 359 | 390 | H |

* - indicates frequency in CFR47 Pt 15 / IC RSS-Restricted Band
Pk - Peak detector
RMS - RMS detection


UL Korea, Ltd. Suwon Laboratory FORM ID: FCC_15C
218 Maeyeong-ro, Yeongtong-gu, Suwon-si, Gyeonggi-do, 16675, Korea TEL: (031) 337-9902 FAX: (031) 213-5433
UL Korea, Ltd. Confidential
*This report shall not be reproduced except in full, without the written approval of* UL Korea, Ltd.

## VERTICAL PEAK AND AVERAGE PLOT

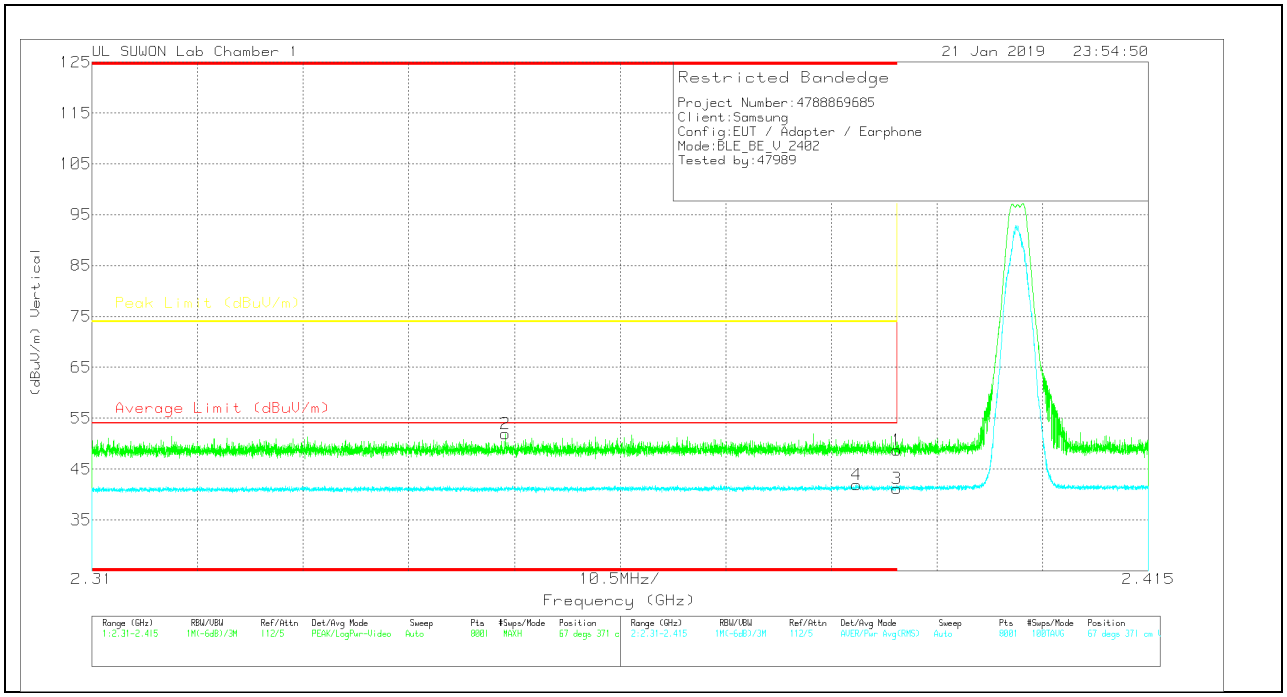


## VERTICAL DATA

Trace Markers

| Marker | Frequency (GHz) | Meter Reading (dBuV) | Det | 3117_00168717 | 10dB[dB] | DC Corr (dB) | Corrected Reading (dBuV/m) | Average Limit (dBuV/m) | Margin (dB) | Peak Limit (dBuV/m) | PK Margin (dB) | Azimuth (Degs) | Height (cm) | Polarity |
|---|---|---|---|---|---|---|---|---|---|---|---|---|---|---|
| 1 | * 2.39 | 42.53 | Pk | 31.7 | -25.5 | 0 | 48.73 | - | - | 74 | -25.27 | 67 | 371 | V |
| 2 | * 2.351 | 46.09 | Pk | 31.6 | -25.7 | 0 | 51.99 | - | - | 74 | -22.01 | 67 | 371 | V |
| 3 | * 2.39 | 32.5 | RMS | 31.7 | -25.5 | 2.44 | 41.14 | 54 | -12.86 | - | - | 67 | 371 | V |
| 4 | * 2.386 | 33.23 | RMS | 31.7 | -25.5 | 2.44 | 41.87 | 54 | -12.13 | - | - | 67 | 371 | V |

* - indicates frequency in CFR47 Pt 15 / IC RSS-Restricted Band
Pk - Peak detector
RMS - RMS detection


UL Korea, Ltd. Suwon Laboratory FORM ID: FCC_15C
218 Maeyeong-ro, Yeongtong-gu, Suwon-si, Gyeonggi-do, 16675, Korea TEL: (031) 337-9902 FAX: (031) 213-5433
UL Korea, Ltd. Confidential
*This report shall not be reproduced except in full, without the written approval of* UL Korea, Ltd.

# AUTHORIZED BANDEDGE (HIGH CHANNEL)

## HORIZONTAL PEAK AND AVERAGE PLOT

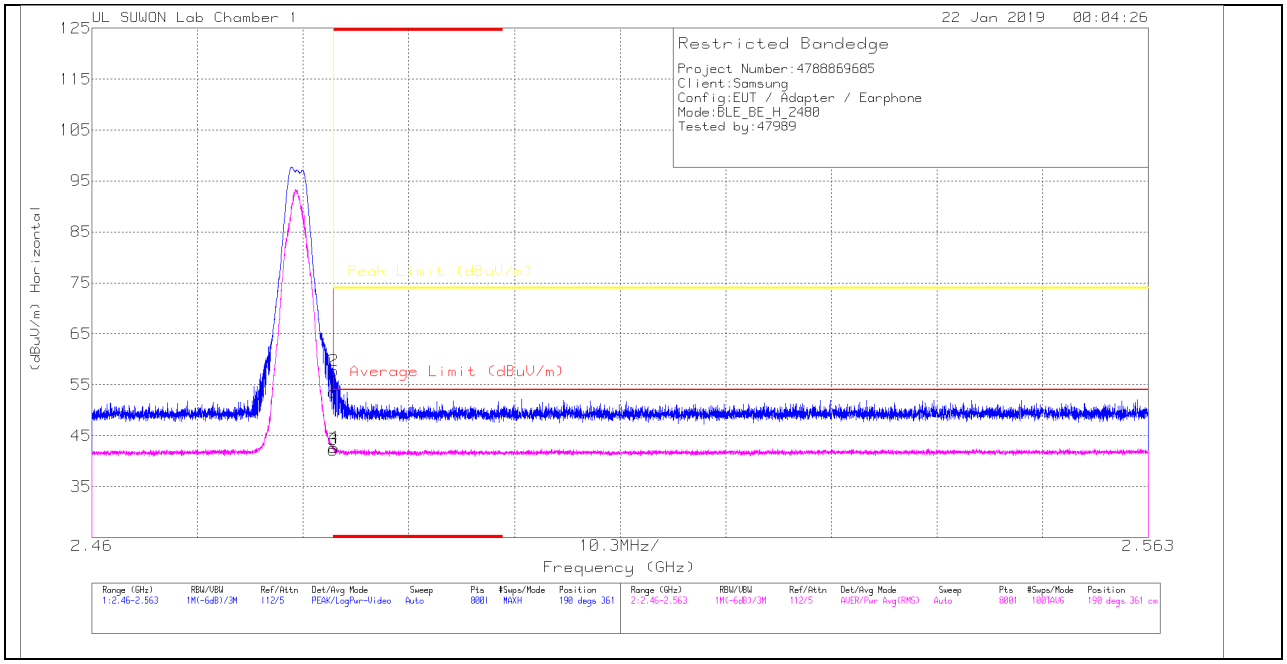


## HORIZONTAL DATA

Trace Markers

| Marker | Frequency (GHz) | Meter Reading (dBuV) | Det | 3117_00168717 | 10dB[dB] | DC Corr (dB) | Corrected Reading (dBuV/m) | Average Limit (dBuV/m) | Margin (dB) | Peak Limit (dBuV/m) | PK Margin (dB) | Azimuth (Degs) | Height (cm) | Polarity |
|---|---|---|---|---|---|---|---|---|---|---|---|---|---|---|
| 1 | * 2.484 | 46.9 | Pk | 31.9 | -25.3 | 0 | 53.5 | - | - | 74 | -20.5 | 190 | 361 | H |
| 2 | * 2.484 | 51.14 | Pk | 31.9 | -25.3 | 0 | 57.74 | - | - | 74 | -16.26 | 190 | 361 | H |
| 3 | * 2.484 | 33.19 | RMS | 31.9 | -25.3 | 2.44 | 42.23 | 54 | -11.77 | - | - | 190 | 361 | H |
| 4 | * 2.484 | 33.63 | RMS | 31.9 | -25.3 | 2.44 | 42.67 | 54 | -11.33 | - | - | 190 | 361 | H |

* - indicates frequency in CFR47 Pt 15 / IC RSS-Restricted Band
Pk - Peak detector
RMS - RMS detection


UL Korea, Ltd. Suwon Laboratory FORM ID: FCC_15C
218 Maeyeong-ro, Yeongtong-gu, Suwon-si, Gyeonggi-do, 16675, Korea TEL: (031) 337-9902 FAX: (031) 213-5433
UL Korea, Ltd. Confidential
*This report shall not be reproduced except in full, without the written approval of* UL Korea, Ltd.

## VERTICAL PEAK AND AVERAGE PLOT

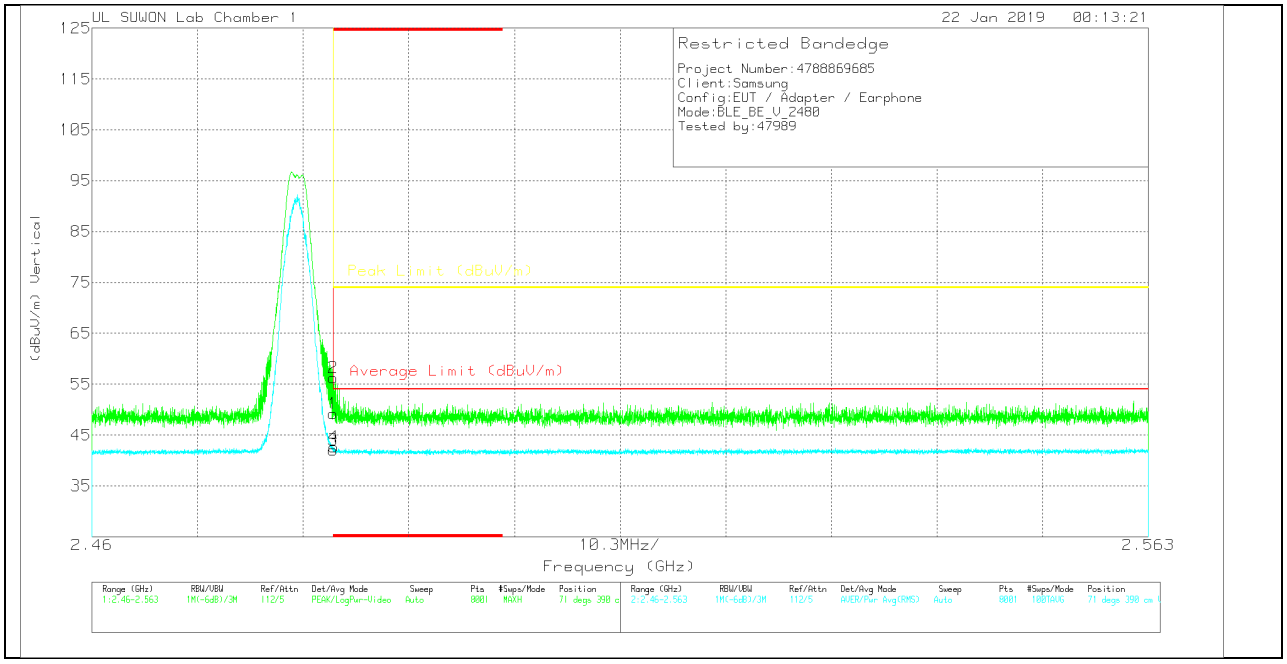


## VERTICAL DATA

Trace Markers

| Marker | Frequency (GHz) | Meter Reading (dBuV) | Det | 3117_00168717 | 10dB[dB] | DC Corr (dB) | Corrected Reading (dBuV/m) | Average Limit (dBuV/m) | Margin (dB) | Peak Limit (dBuV/m) | PK Margin (dB) | Azimuth (Degs) | Height (cm) | Polarity |
|---|---|---|---|---|---|---|---|---|---|---|---|---|---|---|
| 1 | * 2.484 | 42.65 | Pk | 31.9 | -25.3 | 0 | 49.25 | - | - | 74 | -24.75 | 71 | 390 | V |
| 2 | * 2.484 | 49.66 | Pk | 31.9 | -25.3 | 0 | 56.26 | - | - | 74 | -17.74 | 71 | 390 | V |
| 3 | * 2.484 | 33.05 | RMS | 31.9 | -25.3 | 2.44 | 42.09 | 54 | -11.91 | - | - | 71 | 390 | V |
| 4 | * 2.484 | 33.65 | RMS | 31.9 | -25.3 | 2.44 | 42.69 | 54 | -11.31 | - | - | 71 | 390 | V |

* - indicates frequency in CFR47 Pt 15 / IC RSS-Restricted Band
Pk - Peak detector
RMS - RMS detection


UL Korea, Ltd. Suwon Laboratory FORM ID: FCC_15C
218 Maeyeong-ro, Yeongtong-gu, Suwon-si, Gyeonggi-do, 16675, Korea TEL: (031) 337-9902 FAX: (031) 213-5433
UL Korea, Ltd. Confidential
*This report shall not be reproduced except in full, without the written approval of* UL Korea, Ltd.

**HARMONICS AND SPURIOUS EMISSIONS**

## LOW CHANNEL HORIZONTAL

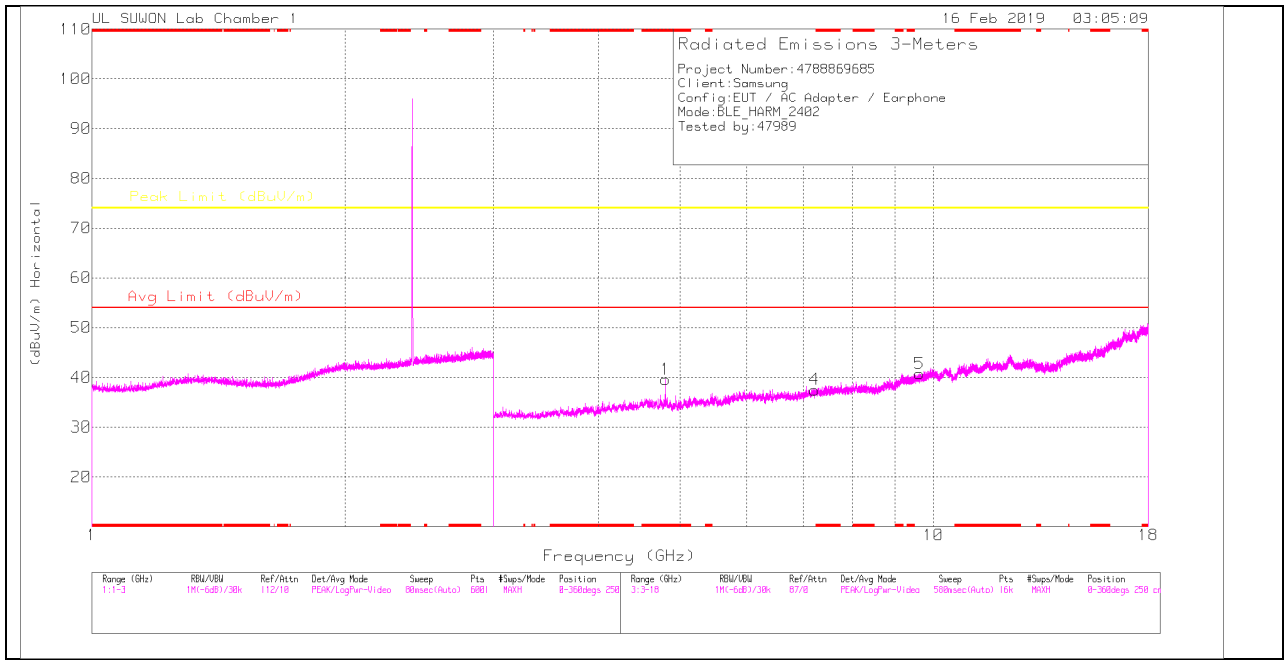


## LOW CHANNEL VERTICAL

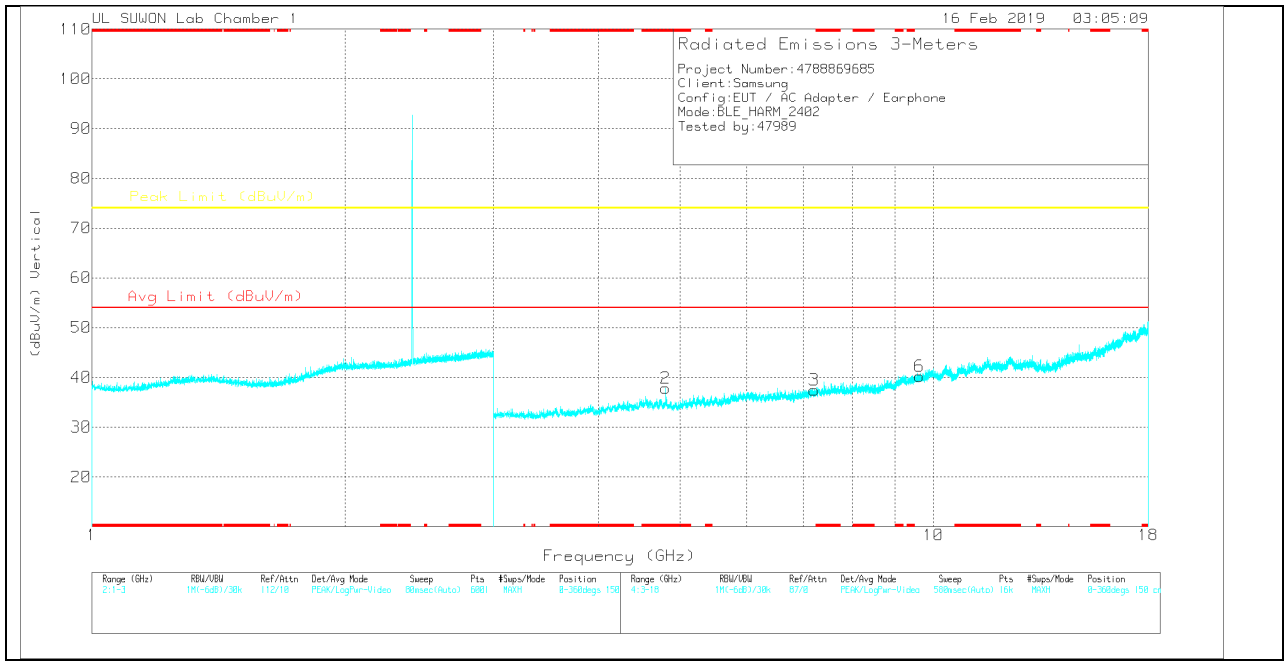


Note: Emission was scanned up to 26GHz; No emissions were detected above the noise floor which was at least 20dB below the specification limit.


UL Korea, Ltd. Suwon Laboratory FORM ID: FCC_15C
218 Maeyeong-ro, Yeongtong-gu, Suwon-si, Gyeonggi-do, 16675, Korea TEL: (031) 337-9902 FAX: (031) 213-5433
UL Korea, Ltd. Confidential
*This report shall not be reproduced except in full, without the written approval of* UL Korea, Ltd.

# LOW CHANNEL DATA

| Marker | Frequency (GHz) | Meter Reading (dBuV) | Det | 3117_00168717 | 3GHz_HP[dB] | DC Corr (dB) | Corrected Reading (dBuV/m) | Avg Limit (dBuV/m) | Margin (dB) | Peak Limit (dBuV/m) | Margin (dB) | Azimuth (Degs) | Height (cm) | Polarity |
|---|---|---|---|---|---|---|---|---|---|---|---|---|---|---|
| 1 | * 4.804 | 36.81 | PK | 34.2 | -31.4 | 0 | 39.61 | - | - | 74 | -34.39 | 0-360 | 250 | H |
| 4 | 7.217 | 29.52 | PK | 35.8 | -27.8 | 0 | 37.52 | - | - | 74 | -36.48 | 0-360 | 250 | H |
| 5 | 9.622 | 26.84 | PK | 37 | -23.1 | 0 | 40.74 | - | - | 74 | -33.26 | 0-360 | 150 | H |
| 2 | * 4.804 | 35.02 | PK | 34.2 | -31.4 | 0 | 37.82 | - | - | 74 | -36.18 | 0-360 | 150 | V |
| 3 | 7.216 | 29.55 | PK | 35.8 | -27.9 | 0 | 37.45 | - | - | 74 | -36.55 | 0-360 | 150 | V |
| 6 | 9.619 | 26.29 | PK | 37 | -23.1 | 0 | 40.19 | - | - | 74 | -33.81 | 0-360 | 150 | V |

* - indicates frequency in CFR47 Pt 15 / IC RSS-Restricted Band
PK – Peak detector

## Radiated Emissions

| Frequency (GHz) | Meter Reading (dBuV) | Det | 3117_00168717 | 3GHz_HP[dB] | DC Corr (dB) | Corrected Reading (dBuV/m) | Avg Limit (dBuV/m) | Margin (dB) | Peak Limit (dBuV/m) | Margin (dB) | Azimuth (Degs) | Height (cm) | Polarity |
|---|---|---|---|---|---|---|---|---|---|---|---|---|---|
| * 4.804 | 43.61 | PK2 | 34.2 | -31.4 | 0 | 46.41 | - | - | 74 | -27.59 | 141 | 121 | H |
| * 4.804 | 35.38 | MAv1 | 34.2 | -31.4 | .7 | 38.88 | 54 | -15.12 | - | - | 141 | 121 | H |
| * 4.804 | 43.09 | PK2 | 34.2 | -31.4 | 0 | 45.89 | - | - | 74 | -28.11 | 184 | 154 | V |
| * 4.804 | 33.65 | MAv1 | 34.2 | -31.4 | .7 | 37.15 | 54 | -16.85 | - | - | 184 | 154 | V |

* - indicates frequency in CFR47 Pt 15 / IC RSS-Restricted Band
PK2 - KDB558074 Method: Maximum Peak
MAv1 - KDB558074 Option 1 Maximum RMS Average


UL Korea, Ltd. Suwon Laboratory FORM ID: FCC_15C
218 Maeyeong-ro, Yeongtong-gu, Suwon-si, Gyeonggi-do, 16675, Korea TEL: (031) 337-9902 FAX: (031) 213-5433
UL Korea, Ltd. Confidential
*This report shall not be reproduced except in full, without the written approval of* UL Korea, Ltd.

## MID CHANNEL HORIZONTAL

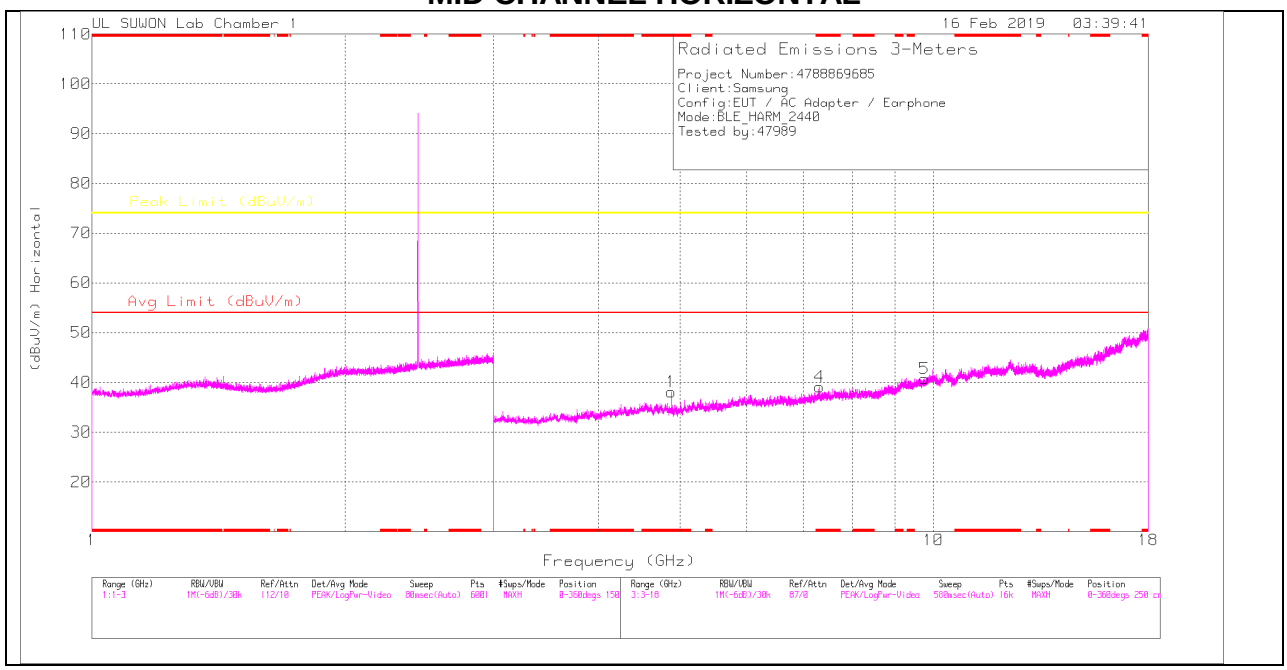


## MID CHANNEL VERTICAL

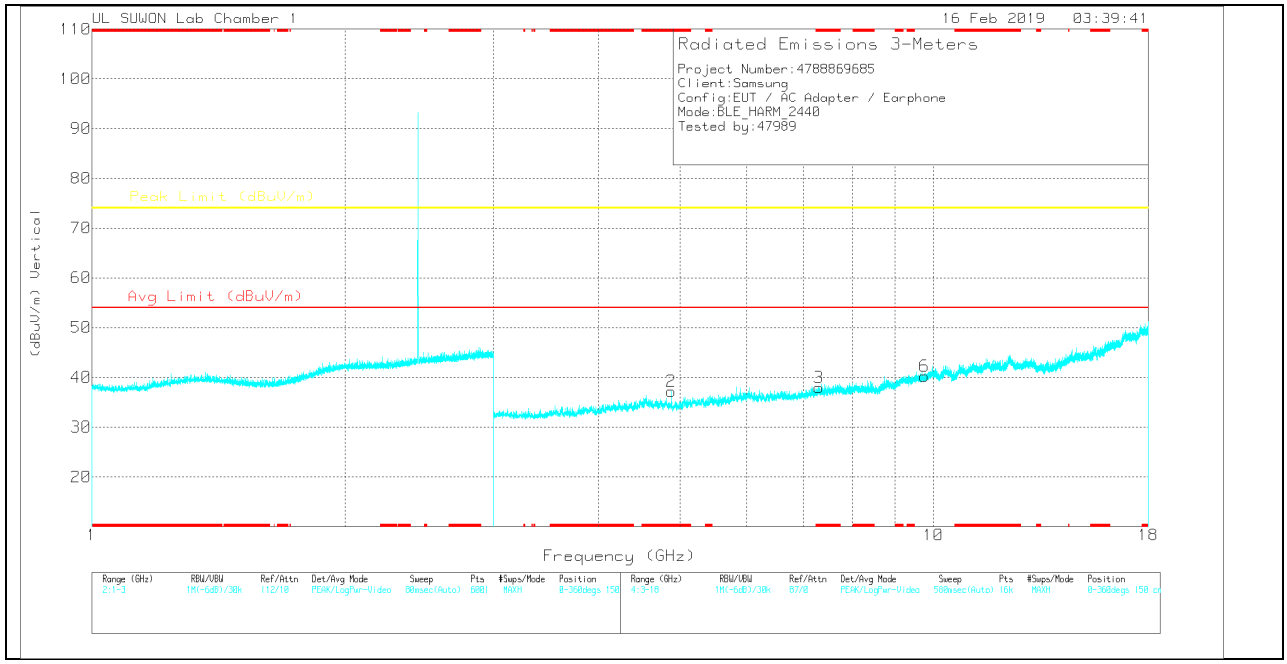


Note: Emission was scanned up to 26GHz; No emissions were detected above the noise floor which was at least 20dB below the specification limit.


UL Korea, Ltd. Suwon Laboratory FORM ID: FCC_15C
218 Maeyeong-ro, Yeongtong-gu, Suwon-si, Gyeonggi-do, 16675, Korea TEL: (031) 337-9902 FAX: (031) 213-5433
UL Korea, Ltd. Confidential
*This report shall not be reproduced except in full, without the written approval of* UL Korea, Ltd.

# MID CHANNEL DATA

## Trace Markers

| Marker | Frequency (GHz) | Meter Reading (dBuV) | Det | 3117_00168717 | 3GHz_HP[dB] | DC Corr (dB) | Corrected Reading (dBuV/m) | Avg Limit (dBuV/m) | Margin (dB) | Peak Limit (dBuV/m) | Margin (dB) | Azimuth (Degs) | Height (cm) | Polarity |
|---|---|---|---|---|---|---|---|---|---|---|---|---|---|---|
| 1 | * 4.88 | 35.33 | PK | 34.2 | -31.5 | 0 | 38.03 | - | - | 74 | -35.97 | 0-360 | 150 | H |
| 4 | * 7.322 | 30.55 | PK | 35.8 | -27.3 | 0 | 39.05 | - | - | 74 | -34.95 | 0-360 | 250 | H |
| 5 | 9.76 | 27.48 | PK | 37.2 | -23.9 | 0 | 40.78 | - | - | 74 | -33.22 | 0-360 | 250 | H |
| 2 | * 4.88 | 34.52 | PK | 34.2 | -31.5 | 0 | 37.22 | - | - | 74 | -36.78 | 0-360 | 150 | V |
| 3 | * 7.312 | 29.6 | PK | 35.8 | -27.4 | 0 | 38 | - | - | 74 | -36 | 0-360 | 150 | V |
| 6 | 9.76 | 26.88 | PK | 37.2 | -23.9 | 0 | 40.18 | - | - | 74 | -33.82 | 0-360 | 250 | V |

* - indicates frequency in CFR47 Pt 15 / IC RSS-Restricted Band
PK – Peak detector

## Radiated Emissions

| Frequency (GHz) | Meter Reading (dBuV) | Det | 3117_00168717 | 3GHz_HP[dB] | DC Corr (dB) | Corrected Reading (dBuV/m) | Avg Limit (dBuV/m) | Margin (dB) | Peak Limit (dBuV/m) | Margin (dB) | Azimuth (Degs) | Height (cm) | Polarity |
|---|---|---|---|---|---|---|---|---|---|---|---|---|---|
| * 4.88 | 43.67 | PK2 | 34.2 | -31.5 | 0 | 46.37 | - | - | 74 | -27.63 | 139 | 123 | H |
| * 4.88 | 36.01 | MAv1 | 34.2 | -31.5 | .7 | 39.41 | 54 | -14.59 | - | - | 139 | 123 | H |
| * 4.88 | 43.17 | PK2 | 34.2 | -31.5 | 0 | 45.87 | - | - | 74 | -28.13 | 187 | 162 | V |
| * 4.88 | 34.06 | MAv1 | 34.2 | -31.5 | .7 | 37.46 | 54 | -16.54 | - | - | 187 | 162 | V |

* - indicates frequency in CFR47 Pt 15 / IC RSS-Restricted Band
PK2 - KDB558074 Method: Maximum Peak
MAv1 - KDB558074 Option 1 Maximum RMS Average


UL Korea, Ltd. Suwon Laboratory FORM ID: FCC_15C
218 Maeyeong-ro, Yeongtong-gu, Suwon-si, Gyeonggi-do, 16675, Korea TEL: (031) 337-9902 FAX: (031) 213-5433
UL Korea, Ltd. Confidential
*This report shall not be reproduced except in full, without the written approval of* UL Korea, Ltd.

## HIGH CHANNEL HORIZONTAL

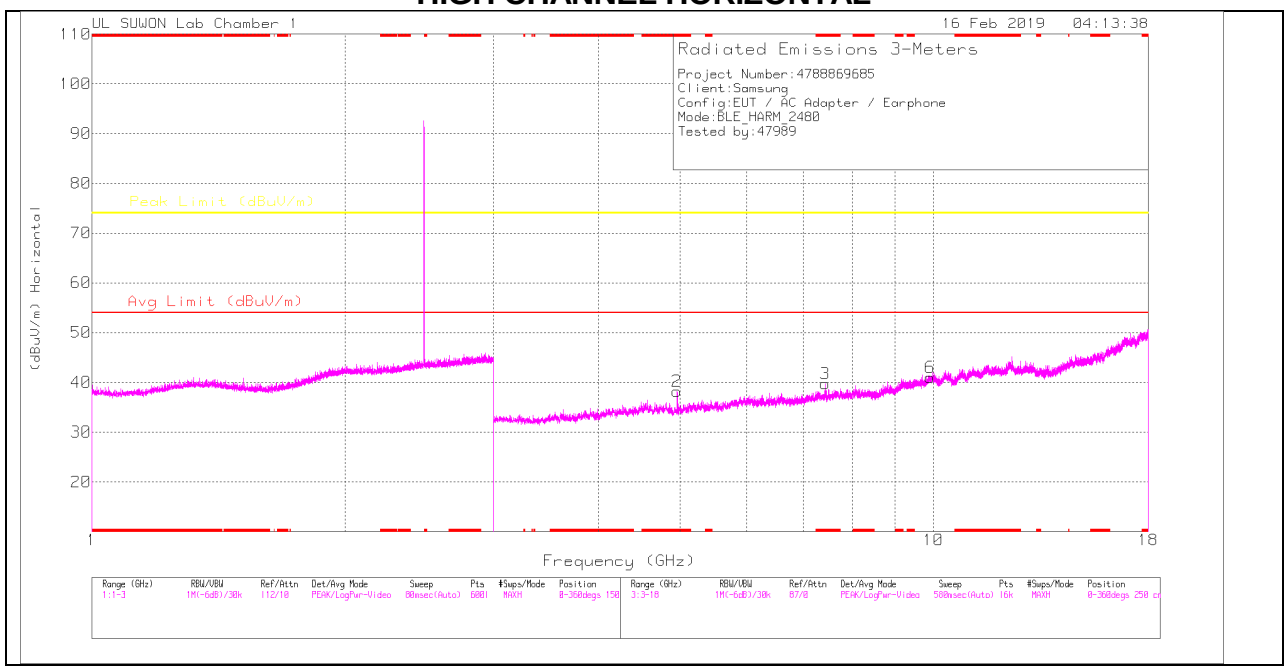


## HIGH CHANNEL VERTICAL

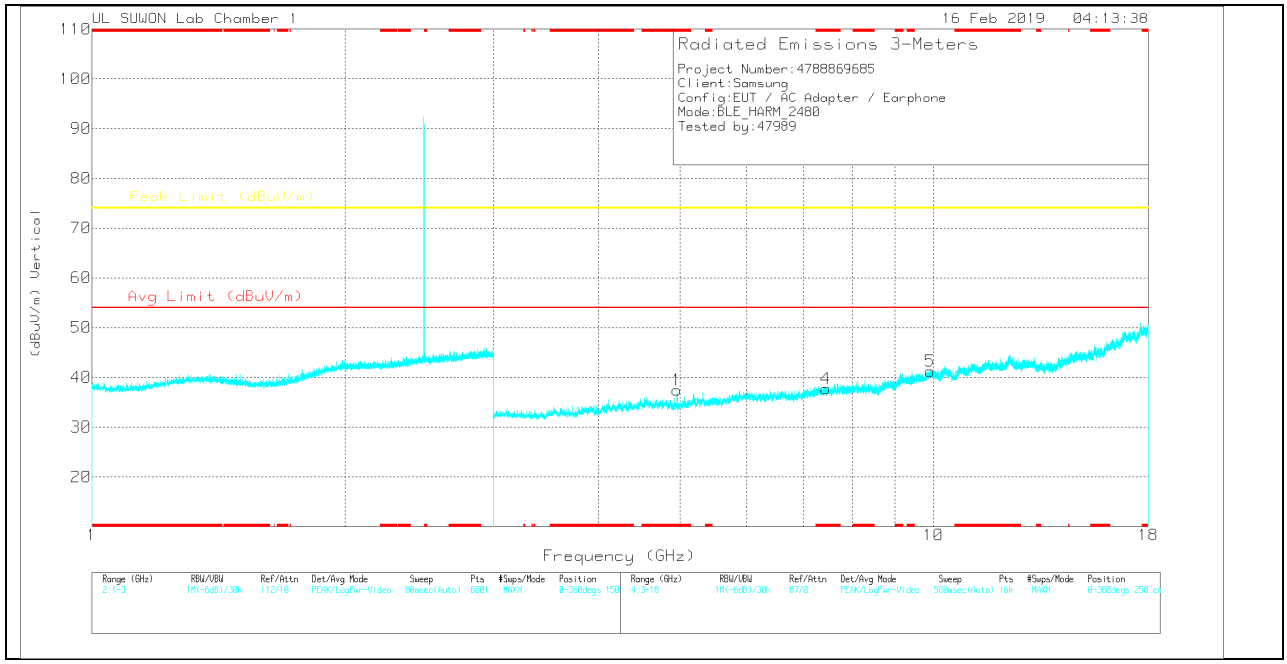


Note: Emission was scanned up to 26GHz; No emissions were detected above the noise floor which was at least 20dB below the specification limit.


UL Korea, Ltd. Suwon Laboratory FORM ID: FCC_15C
218 Maeyeong-ro, Yeongtong-gu, Suwon-si, Gyeonggi-do, 16675, Korea TEL: (031) 337-9902 FAX: (031) 213-5433
UL Korea, Ltd. Confidential
*This report shall not be reproduced except in full, without the written approval of* UL Korea, Ltd.

# HIGH CHANNEL DATA

## Trace Markers

| Marker | Frequency (GHz) | Meter Reading (dBuV) | Det | 3117_00168717 | 3GHz_HP[dB] | DC Corr (dB) | Corrected Reading (dBuV/m) | Avg Limit (dBuV/m) | Margin (dB) | Peak Limit (dBuV/m) | Margin (dB) | Azimuth (Degs) | Height (cm) | Polarity |
|---|---|---|---|---|---|---|---|---|---|---|---|---|---|---|
| 2 | * 4.959 | 35.36 | PK | 34.2 | -31.4 | 0 | 38.16 | - | - | 74 | -35.84 | 0-360 | 250 | H |
| 3 | * 7.44 | 30.97 | PK | 35.8 | -27 | 0 | 39.77 | - | - | 74 | -34.23 | 0-360 | 150 | H |
| 6 | 9.909 | 26.02 | PK | 37.4 | -22.4 | 0 | 41.02 | - | - | 74 | -32.98 | 0-360 | 150 | H |
| 1 | * 4.959 | 34.66 | PK | 34.2 | -31.4 | 0 | 37.46 | - | - | 74 | -36.54 | 0-360 | 150 | V |
| 4 | * 7.45 | 29 | PK | 35.8 | -27.1 | 0 | 37.7 | - | - | 74 | -36.3 | 0-360 | 250 | V |
| 5 | 9.911 | 26.06 | PK | 37.5 | -22.3 | 0 | 41.26 | - | - | 74 | -32.74 | 0-360 | 250 | V |

* - indicates frequency in CFR47 Pt 15 / IC RSS-Restricted Band
PK – Peak detector

## Radiated Emissions

| Frequency (GHz) | Meter Reading (dBuV) | Det | 3117_00168717 | 3GHz_HP[dB] | DC Corr (dB) | Corrected Reading (dBuV/m) | Avg Limit (dBuV/m) | Margin (dB) | Peak Limit (dBuV/m) | Margin (dB) | Azimuth (Degs) | Height (cm) | Polarity |
|---|---|---|---|---|---|---|---|---|---|---|---|---|---|
| * 4.96 | 43.52 | PK2 | 34.2 | -31.4 | 0 | 46.32 | - | - | 74 | -27.68 | 138 | 121 | H |
| * 4.96 | 35.35 | MAv1 | 34.2 | -31.4 | .7 | 38.85 | 54 | -15.15 | - | - | 138 | 121 | H |
| * 4.959 | 42.43 | PK2 | 34.2 | -31.4 | 0 | 45.23 | - | - | 74 | -28.77 | 182 | 181 | V |
| * 4.96 | 33.6 | MAv1 | 34.2 | -31.4 | .7 | 37.1 | 54 | -16.9 | - | - | 182 | 181 | V |
| * 7.442 | 40.67 | PK2 | 35.8 | -27 | 0 | 49.47 | - | - | 74 | -24.53 | 152 | 100 | H |
| * 7.439 | 28.43 | MAv1 | 35.8 | -27 | .7 | 37.93 | 54 | -16.07 | - | - | 152 | 100 | H |
| * 7.439 | 39.6 | PK2 | 35.8 | -27 | 0 | 48.4 | - | - | 74 | -25.6 | 119 | 278 | V |
| * 7.441 | 26.45 | MAv1 | 35.8 | -27 | .7 | 35.95 | 54 | -18.05 | - | - | 119 | 278 | V |

* - indicates frequency in CFR47 Pt 15 / IC RSS-Restricted Band
PK2 - KDB558074 Method: Maximum Peak
MAv1 - KDB558074 Option 1 Maximum RMS Average


UL Korea, Ltd. Suwon Laboratory FORM ID: FCC_15C
218 Maeyeong-ro, Yeongtong-gu, Suwon-si, Gyeonggi-do, 16675, Korea TEL: (031) 337-9902 FAX: (031) 213-5433
UL Korea, Ltd. Confidential
*This report shall not be reproduced except in full, without the written approval of* UL Korea, Ltd.

## 11.3. WORST-CASE BELOW 1 GHz

**SPURIOUS EMISSIONS 30 TO 1000 MHz (1Mbps)**

### HORIZONTAL PLOT

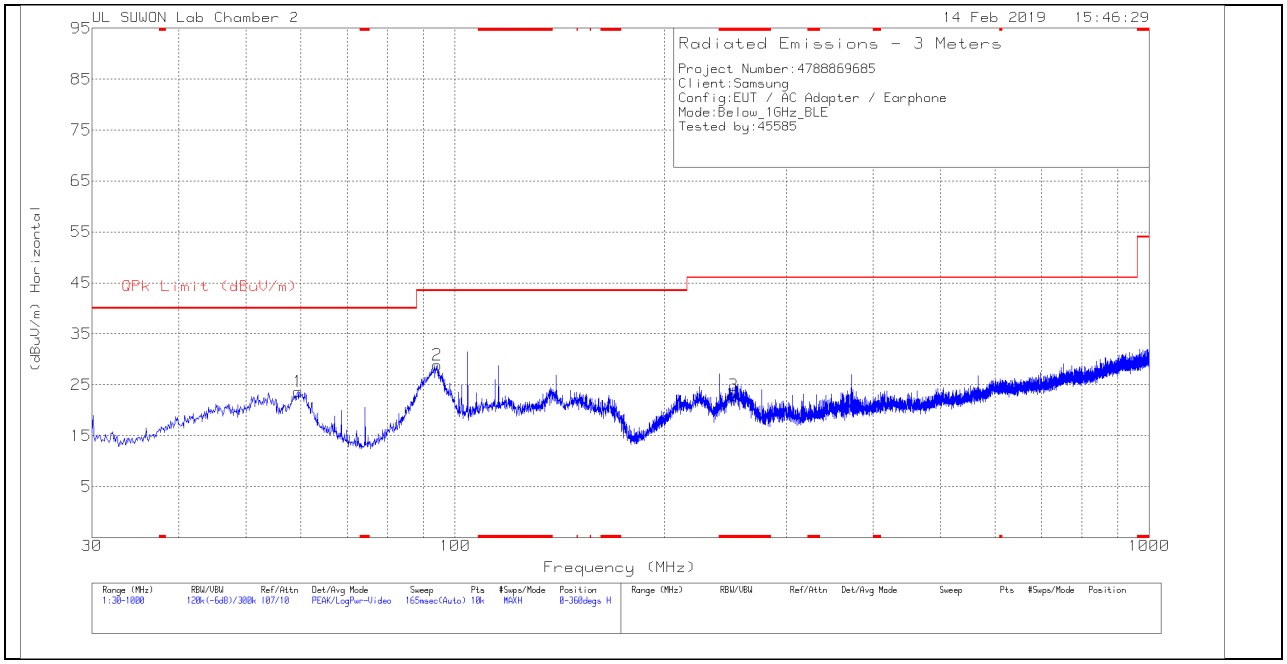


### VERTICAL PLOT

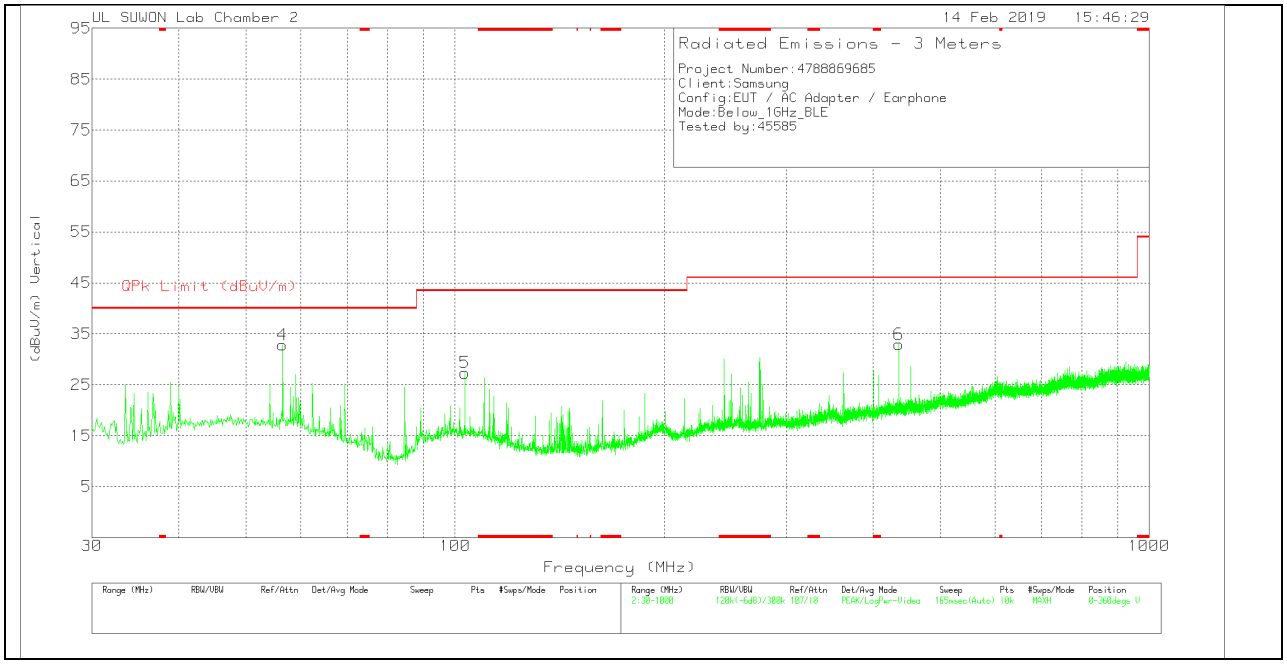



UL Korea, Ltd. Confidential
*This report shall not be reproduced except in full, without the written approval of* UL Korea, Ltd.

# BELOW 1 GHz TABLE

Trace Markers

| Marker | Frequency (MHz) | Meter Reading (dBuV) | Det | VULB9163_749 | Below_1G[dB] | Corrected Reading (dBuV/m) | QPk Limit (dBuV/m) | Margin (dB) | Azimuth (Degs) | Height (cm) | Polarity |
|---|---|---|---|---|---|---|---|---|---|---|---|
| 1 | 59.391 | 36.75 | Pk | 18.6 | -31.7 | 23.65 | 40 | -16.35 | 0-360 | 400 | H |
| 2 | 94.214 | 43.24 | Pk | 17 | -31.4 | 28.84 | 43.52 | -14.68 | 0-360 | 300 | H |
| 3 | * 251.548 | 34.47 | Pk | 19.1 | -30.6 | 22.97 | 46.02 | -23.05 | 0-360 | 100 | H |
| 4 | 56.481 | 45.44 | Pk | 19.1 | -31.7 | 32.84 | 40 | -7.16 | 0-360 | 100 | V |
| 5 | 103.332 | 41.02 | Pk | 17.7 | -31.4 | 27.32 | 43.52 | -16.2 | 0-360 | 300 | V |
| 6 | 436.042 | 41.2 | Pk | 22.1 | -30.4 | 32.9 | 46.02 | -13.12 | 0-360 | 100 | V |

* - indicates frequency in CFR47 Pt 15 / IC RSS-Restricted Band
Pk - Peak detector


UL Korea, Ltd. Suwon Laboratory FORM ID: FCC_15C
218 Maeyeong-ro, Yeongtong-gu, Suwon-si, Gyeonggi-do, 16675, Korea TEL: (031) 337-9902 FAX: (031) 213-5433
UL Korea, Ltd. Confidential
*This report shall not be reproduced except in full, without the written approval of* UL Korea, Ltd.

# 12. AC POWER LINE CONDUCTED EMISSIONS

**LIMITS**

FCC §15.207 (a)

| Frequency of Emission (MHz) | Conducted Limit (dBuV) | |
|---|---|---|
| | Quasi-peak | Average |
| 0.15-0.5 | 66 to 56 * | 56 to 46 * |
| 0.5-5 | 56 | 46 |
| 5-30 | 60 | 50 |

* Decreases with the logarithm of the frequency.

**TEST PROCEDURE**

The EUT is placed on a non-conducting table 40 cm from the vertical ground plane and 80 cm above the horizontal ground plane. The EUT is configured in accordance with ANSI C63.10.

The receiver is set to a resolution bandwidth of 9 kHz. Peak detection is used unless otherwise noted as quasi-peak or average.

Line conducted data is recorded for both NEUTRAL and HOT lines.


UL Korea, Ltd. Suwon Laboratory FORM ID: FCC_15C
218 Maeyeong-ro, Yeongtong-gu, Suwon-si, Gyeonggi-do, 16675, Korea TEL: (031) 337-9902 FAX: (031) 213-5433
UL Korea, Ltd. Confidential
*This report shall not be reproduced except in full, without the written approval of* UL Korea, Ltd.

**RESULTS**

**WORST EMISSIONS (1Mbps)**

## LINE 1 PLOT

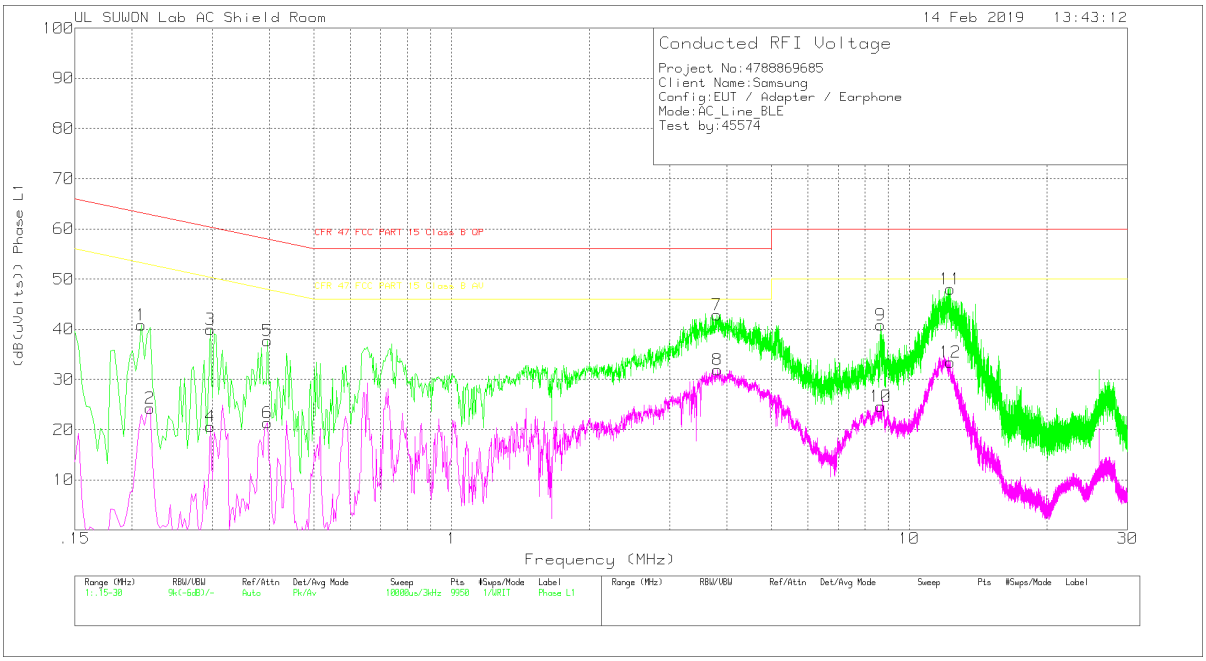


## LINE 1 RESULTS

Trace Markers

Range 1: Phase L1 .15 - 30MHz

| Marker | Frequency (MHz) | Meter Reading (dBuV) | Det | ENV216_101836_With ex-cord_L1 | CABLELOSS(dB) | Corrected Reading (dB(uVolts)) | CFR 47 FCC PART 15 Class B QP | Margin (dB) | CFR 47 FCC PART 15 Class B AV | Margin (dB) |
|---|---|---|---|---|---|---|---|---|---|---|
| 1 | .21 | 30.76 | Pk | 9.9 | .2 | 40.86 | 63.21 | -22.35 | - | - |
| 2 | .219 | 14.3 | Av | 9.8 | .2 | 24.3 | - | - | 52.86 | -28.56 |
| 3 | .297 | 30.01 | Pk | 9.8 | .2 | 40.01 | 60.33 | -20.32 | - | - |
| 4 | .297 | 10.63 | Av | 9.8 | .2 | 20.63 | - | - | 50.33 | -29.7 |
| 5 | .396 | 27.67 | Pk | 9.9 | .2 | 37.77 | 57.94 | -20.17 | - | - |
| 6 | .396 | 11.24 | Av | 9.9 | .2 | 21.34 | - | - | 47.94 | -26.6 |
| 7 | 3.795 | 32.73 | Pk | 9.8 | .3 | 42.83 | 56 | -13.17 | - | - |
| 8 | 3.816 | 21.88 | Av | 9.8 | .3 | 31.98 | - | - | 46 | -14.02 |
| 9 | 8.649 | 30.66 | Pk | 9.9 | .3 | 40.86 | 60 | -19.14 | - | - |
| 10 | 8.652 | 14.46 | Av | 9.9 | .3 | 24.66 | - | - | 50 | -25.34 |
| 11 | 12.294 | 37.66 | Pk | 10.1 | .3 | 48.06 | 60 | -11.94 | - | - |
| 12 | 12.303 | 23.08 | Av | 10.1 | .3 | 33.48 | - | - | 50 | -16.52 |

Pk - Peak detector
Av - Average detection


UL Korea, Ltd. Suwon Laboratory FORM ID: FCC_15C
218 Maeyeong-ro, Yeongtong-gu, Suwon-si, Gyeonggi-do, 16675, Korea TEL: (031) 337-9902 FAX: (031) 213-5433
UL Korea, Ltd. Confidential
*This report shall not be reproduced except in full, without the written approval of* UL Korea, Ltd.

## LINE 2 PLOT

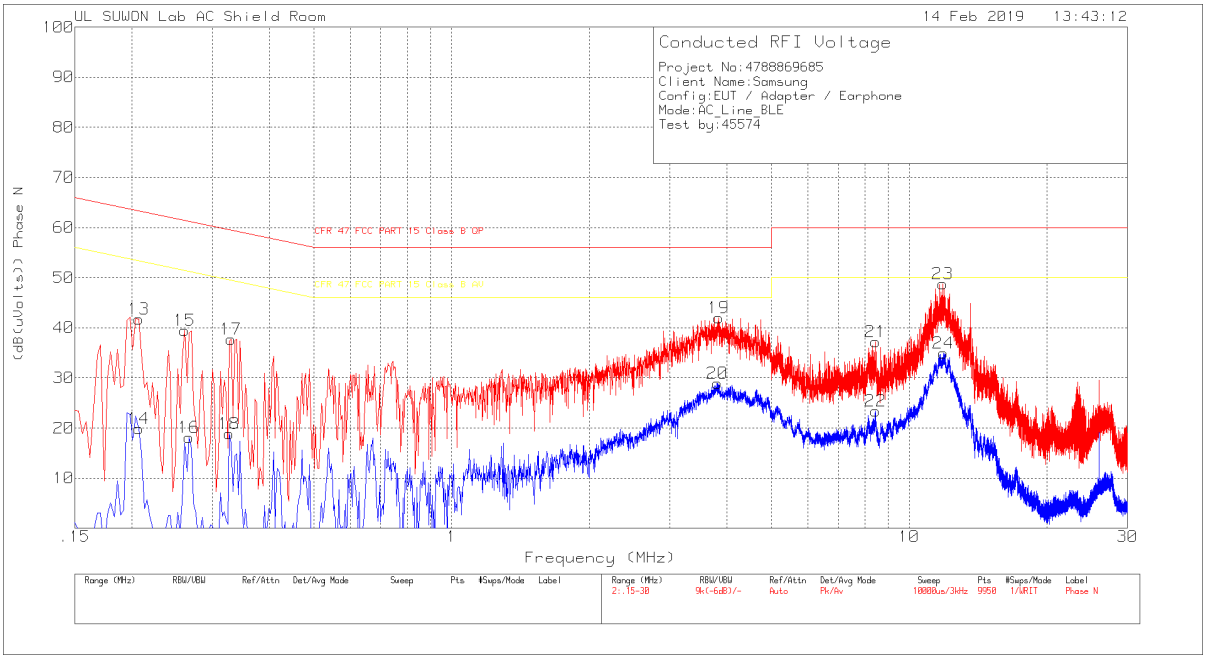


## LINE 2 RESULTS

### Trace Markers

Range 2: Phase N .15 - 30MHz

| Marker | Frequency (MHz) | Meter Reading (dBuV) | Det | ENV216_101836_With ex-cord_N | CABLELOSS(dB) | Corrected Reading (dB(uVolts)) | CFR 47 FCC PART 15 Class B QP | Margin (dB) | CFR 47 FCC PART 15 Class B AV | Margin (dB) |
|---|---|---|---|---|---|---|---|---|---|---|
| 13 | .207 | 31.69 | Pk | 9.8 | .2 | 41.69 | 63.32 | -21.63 | - | - |
| 14 | .207 | 9.87 | Av | 9.8 | .2 | 19.87 | - | - | 53.32 | -33.45 |
| 15 | .261 | 29.53 | Pk | 9.7 | .2 | 39.43 | 61.4 | -21.97 | - | - |
| 16 | .267 | 8.18 | Av | 9.7 | .2 | 18.08 | - | - | 51.21 | -33.13 |
| 17 | .33 | 27.68 | Pk | 9.8 | .2 | 37.68 | 59.45 | -21.77 | - | - |
| 18 | .327 | 8.92 | Av | 9.8 | .2 | 18.92 | - | - | 49.53 | -30.61 |
| 19 | 3.834 | 31.88 | Pk | 9.8 | .3 | 41.98 | 56 | -14.02 | - | - |
| 20 | 3.813 | 18.78 | Av | 9.8 | .3 | 28.88 | - | - | 46 | -17.12 |
| 21 | 8.457 | 27.01 | Pk | 9.9 | .3 | 37.21 | 60 | -22.79 | - | - |
| 22 | 8.454 | 13.18 | Av | 9.9 | .3 | 23.38 | - | - | 50 | -26.62 |
| 23 | 11.853 | 38.38 | Pk | 10.1 | .3 | 48.78 | 60 | -11.22 | - | - |
| 24 | 11.868 | 24.58 | Av | 10.1 | .3 | 34.98 | - | - | 50 | -15.02 |

Pk - Peak detector
Av - Average detection


UL Korea, Ltd. Suwon Laboratory FORM ID: FCC_15C
218 Maeyeong-ro, Yeongtong-gu, Suwon-si, Gyeonggi-do, 16675, Korea TEL: (031) 337-9902 FAX: (031) 213-5433
UL Korea, Ltd. Confidential
*This report shall not be reproduced except in full, without the written approval of* UL Korea, Ltd.