FCC CFR47 PART 15 SUBPART C

NFC

CERTIFICATION TEST REPORT

FOR

GSM/WCDMA/LTE Phone + BT/BLE, DTS b/g/n and NFC

MODEL NUMBER : SM-A205YN

FCC ID: A3LSMA205YN

REPORT NUMBER: 4788931341-E5V1

ISSUE DATE: APR 04, 2019

Prepared for
SAMSUNG ELECTRONICS CO., LTD.
129 SAMSUNG-RO, YEONGTONG-GU, SUWON-SI,
GYEONGGI-DO, 16677, KOREA

Prepared by
UL Korea, Ltd.
26th floor, 152, Teheran-ro, Gangnam-gu Seoul, 06236, Korea

Suwon Test Site: UL Korea, Ltd. Suwon Laboratory
218 Maeyeong-ro, Yeongtong-gu,
Suwon-si, Gyeonggi-do, 16675, Korea
TEL: (031) 337-9902
FAX: (031) 213-5433

ACCREDITED
Testing Laboratory

TL-637

Revision History

Rev.	Issue Date	Revisions	Revised By
V1	04/04/19	Initial issue	Junwhan Lee

UL Korea, Ltd. Suwon Laboratory FORM ID: FCC_15C
218 Maeyeong-ro, Yeongtong-gu, Suwon-si, Gyeonggi-do, 16675, Korea TEL: (031) 337-9902 FAX: (031) 213-5433
UL Korea, Ltd. Confidential
This report shall not be reproduced except in full, without the written approval of UL Korea, Ltd.

TABLE OF CONTENTS

1. ATTESTATION OF TEST RESULTS 4

1.1. INTRODUCTION OF TEST DATA REUSE 5

1.2. DIFFERENCE 5

1.3. SPOT CHECK VERIFICATION DATA 5

1.4. REFERENCE DETAIL 6

2. TEST METHODOLOGY 7

3. FACILITIES AND ACCREDITATION 7

4. CALIBRATION AND UNCERTAINTY 7

4.1. MEASURING INSTRUMENT CALIBRATION 7

4.2. SAMPLE CALCULATION 7

4.3. MEASUREMENT UNCERTAINTY 7

5. EQUIPMENT UNDER TEST 8

5.1. DESCRIPTION OF EUT 8

5.2. MAXIMUM E-FIELD STRENGTH 8

5.3. WORST-CASE CONFIGURATION AND MODE 8

5.4. DESCRIPTION OF TEST SETUP 9

6. TEST AND MEASUREMENT EQUIPMENT 12

7. 20dB BANDWIDTH 13

8. RADIATED EMISSION TEST RESULTS 14

8.1. LIMITS AND PROCEDURE 14

8.1.1. FUNDAMENTAL AND SPURIOUS EMISSIONS (0.15 – 30 MHz) 16

8.1.2. SPURIOUS EMISSION 0.09 TO 30 MHz 18

8.1.3. TX SPURIOUS EMISSION 30 TO 1000 MHz 20

9. AC MAINS LINE CONDUCTED EMISSIONS 22

10. FREQUENCY STABILITY 27

11. SETUP PHOTOS 28

UL Korea, Ltd. Suwon Laboratory FORM ID: FCC_15C
218 Maeyeong-ro, Yeongtong-gu, Suwon-si, Gyeonggi-do, 16675, Korea TEL: (031) 337-9902 FAX: (031) 213-5433

UL Korea, Ltd. Confidential
This report shall not be reproduced except in full, without the written approval of UL Korea, Ltd.

1. ATTESTATION OF TEST RESULTS

COMPANY NAME:	SAMSUNG ELECTRONICS CO., LTD.
EUT DESCRIPTION:	GSM/WCDMA/LTE Phone + BT/BLE, DTS b/g/n and NFC
MODEL NUMBER:	SM-A205YN
SERIAL NUMBER:	R38K909WJVT (CONDUCTED & RADIATED, Original) R38M305XVPV (RADIATED, Spot check)
DATE TESTED:	FEB 11, 2019 – FEB 28, 2019(Original); MAR 30, 2019 – APR 04, 2019 (Spot check)

APPLICABLE STANDARDS	
STANDARD	**TEST RESULTS**
CFR 47 Part 15 Subpart C	Pass

UL Korea, Ltd. tested the above equipment in accordance with the requirements set forth in the above standards. All indications of Pass/Fail in this report are opinions expressed by UL Korea, Ltd. based on interpretations and/or observations of test results. Measurement Uncertainties were not taken into account and are published for informational purposes only. The test results show that the equipment tested is capable of demonstrating compliance with the requirements as documented in this report.

Note: The results documented in this report apply only to the tested sample, under the conditions and modes of operation as described herein. This document may not be altered or revised in any way unless done so by UL Korea, Ltd. and all revisions are duly noted in the revisions section. Any alteration of this document not carried out by UL Korea, Ltd. will constitute fraud and shall nullify the document. This report must not be used by the client to claim product certification, approval, or endorsement by IAS, any agency of the Federal Government, or any agency of any government.

Approved & Released For
UL Korea, Ltd. By:

SungGil Park
Suwon Lab Engineer
UL Korea, Ltd.

Tested By:

Junwhan Lee
Suwon Lab Engineer
UL Korea, Ltd.

UL Korea, Ltd. Confidential
This report shall not be reproduced except in full, without the written approval of UL Korea, Ltd.

1.1. INTRODUCTION OF TEST DATA REUSE

This report referenced from the FCC ID: A3LSMA205GN DXX NFC(FCC CFR 47 Part 15C). And the applicant takes full responsibility that the test data as referenced in this report represent compliance for this FCC ID.

1.2. DIFFERENCE

The FCC ID: A3LSMA205YN shares the same enclosure and circuit board as FCC ID: A3LSMA205GN. The NFC antennas and surrounding circuitry and layout are identical between these two units.

After confirming through preliminary radiated emissions that the performance of the FCC ID: A3LSMA205GN remains representative of FCC ID: A3LSMA205YN. The test data of FCC ID: A3LSMA205GN being submitted for this application to cover NFC features.

1.3. SPOT CHECK VERIFICATION DATA

Band	Test Item	Frequency	Test Limit	Original model	Spot check model	Deviation	Remark
				SM-A205GN Results	SM-A205YN Results		
				FCC ID : A3LSMA205GN	FCC ID : A3LSMA205YN		
NFC	Fundamental	13.56 MHz	84 dBuV/m	11.82 dBuV/m	11.44 dBuV/m	-0.38 dB	
	RSE		29.5 dBuV/m	11.67 dBuV/m	8.94 dBuV/m	-2.73 dB	Noise Floor

Comparison of two models, upper deviation is within 3dB range and all test results are under FCC Technical Limits.

UL Korea, Ltd. Suwon Laboratory FORM ID: FCC_15C
218 Maeyeong-ro, Yeongtong-gu, Suwon-si, Gyeonggi-do, 16675, Korea TEL: (031) 337-9902 FAX: (031) 213-5433
UL Korea, Ltd. Confidential
This report shall not be reproduced except in full, without the written approval of UL Korea, Ltd.

1.4. REFERENCE DETAIL

Reference application that contains the reused reference data.

Equipment Class	Reference FCC ID	Type Grant/Permissive Change	Reference Application	Folder Test/RF Exposure	Report Tittle / Section
PCE	A3LSMA205GN	Grant	4788869685-E1	Test	FCC Report WWAN / GSM,WCDMA, LTE B5/B41
DTS	A3LSMA205GN	Grant	4788869685-E2	Test	FCC Report DTS WLAN / All sections
			4788869685-E3	Test	FCC Report BLE All sections
DSS	A3LSMA205GN	Grant	4788869685-E4	Test	FCC Report BT / All sections
DXX	A3LSMA205GN	Grant	4788869685-E5	Test	FCC Report NFC/ All sections

UL Korea, Ltd. Suwon Laboratory FORM ID: FCC_15C
218 Maeyeong-ro, Yeongtong-gu, Suwon-si, Gyeonggi-do, 16675, Korea TEL: (031) 337-9902 FAX: (031) 213-5433
UL Korea, Ltd. Confidential
This report shall not be reproduced except in full, without the written approval of UL Korea, Ltd.

2. TEST METHODOLOGY

The tests documented in this report were performed in accordance with following methods.

1. FCC CFR 47 Part 2.
2. FCC CFR 47 Part 15.
3. ANSI C63.10-2013.
4. KDB 484596 D01 Referencing Test Data v01

3. FACILITIES AND ACCREDITATION

The test sites and measurement facilities used to collect data are located at 218 Maeyeong-ro, Yeongtong-gu, Suwon-si, Gyeonggi-do, 16675, Korea. Line conducted emissions are measured only at the 218 address. The following table identifies which facilities were utilized for radiated emission measurements documented in this report. Specific facilities are also identified in the test results sections.

218 Maeyeong-ro
☒ Chamber 1
☒ Chamber 2
☐ Chamber 3

UL Korea, Ltd. is accredited by IAS, Laboratory Code TL-637. The full scope of accreditation can be viewed at http://www.iasonline.org/PDF/TL/TL-637.pdf.

4. CALIBRATION AND UNCERTAINTY

4.1. MEASURING INSTRUMENT CALIBRATION

The measuring equipment utilized to perform the tests documented in this report has been calibrated in accordance with the manufacturer's recommendations, and is traceable to recognized national standards.

4.2. SAMPLE CALCULATION

Where relevant, the following sample calculation is provided:

Field Strength (dBuV/m) = Measured Voltage (dBuV) + Antenna Factor (dB/m) + Cable Loss (dB) – Preamp Gain (dB)
36.5 dBuV + 18.7 dB/m + 0.6 dB – 26.9 dB = 28.9 dBuV/m

4.3. MEASUREMENT UNCERTAINTY

Where relevant, the following measurement uncertainty levels have been estimated for tests performed on the apparatus:

PARAMETER	UNCERTAINTY
Conducted Disturbance, 0.15 to 30 MHz	2.32 dB
Radiated Disturbance, Below 1GHz	3.86 dB

Uncertainty figures are valid to a confidence level of 95%.

UL Korea, Ltd. Confidential
This report shall not be reproduced except in full, without the written approval of UL Korea, Ltd.

5. EQUIPMENT UNDER TEST

5.1. DESCRIPTION OF EUT

The EUT is a GSM/WCDMA/LTE Phone + BT/BLE, DTS b/g/n and NFC.
This test report addresses the DXX (NFC) operational mode.

5.2. MAXIMUM E-FIELD STRENGTH

The testing was performed at 3 meter. The transmitter maximum E-field at 30m distance is 11.82 dBuV/m which convert from 3 meter data.

5.3. WORST-CASE CONFIGURATION AND MODE

The NFC function was tested at its' fundamental and only operational frequency of 13.56 MHz. The fundamental of the EUT was investigated in three orthogonal orientations X, Y and Z. It was determined that the Z orientation was the worst-case orientation; therefore all final radiated testing was performed with the EUT in the Z orientation while generating continuous emissions.

The fundamental level of the EUT was investigated each type and bitrate.
All test was performed worst case condition(type A and bit rate 106 kbps).

UL Korea, Ltd. Suwon Laboratory FORM ID: FCC_15C
218 Maeyeong-ro, Yeongtong-gu, Suwon-si, Gyeonggi-do, 16675, Korea TEL: (031) 337-9902 FAX: (031) 213-5433
UL Korea, Ltd. Confidential
This report shall not be reproduced except in full, without the written approval of UL Korea, Ltd.

5.4. DESCRIPTION OF TEST SETUP

SUPPORT EQUIPMENT

Support Equipment List				
Description	Manufacturer	Model	Serial Number	FCC ID
Charger	SAMSUNG	EP-TA200	R37M1560CV1SE3	N/A
Data Cable	SAMSUNG	EP-DR140AWE	N/A	N/A
Earphone	SAMSUNG	EHS61ASFWE	N/A	N/A

I/O CABLE

I/O Cable List						
Cable No	Port	# of identical ports	Connector Type	Cable Type	Cable Length (m)	Remarks
1	DC Power	1	C Type	Shielded	1.1m	N/A
2	Audio	2	Mini-Jack	Unshielded	1.2m	N/A

The EUT is a stand-alone device configured and tested in a worst-case setup.

Note: Worst case is using worst case orientation with AC charger attached to the EUT with NFC signal continuously transmitting.

UL Korea, Ltd. Confidential
This report shall not be reproduced except in full, without the written approval of UL Korea, Ltd.

SETUP DIAGRAM FOR TESTS

Radiated Emissions Below 30 MHz:

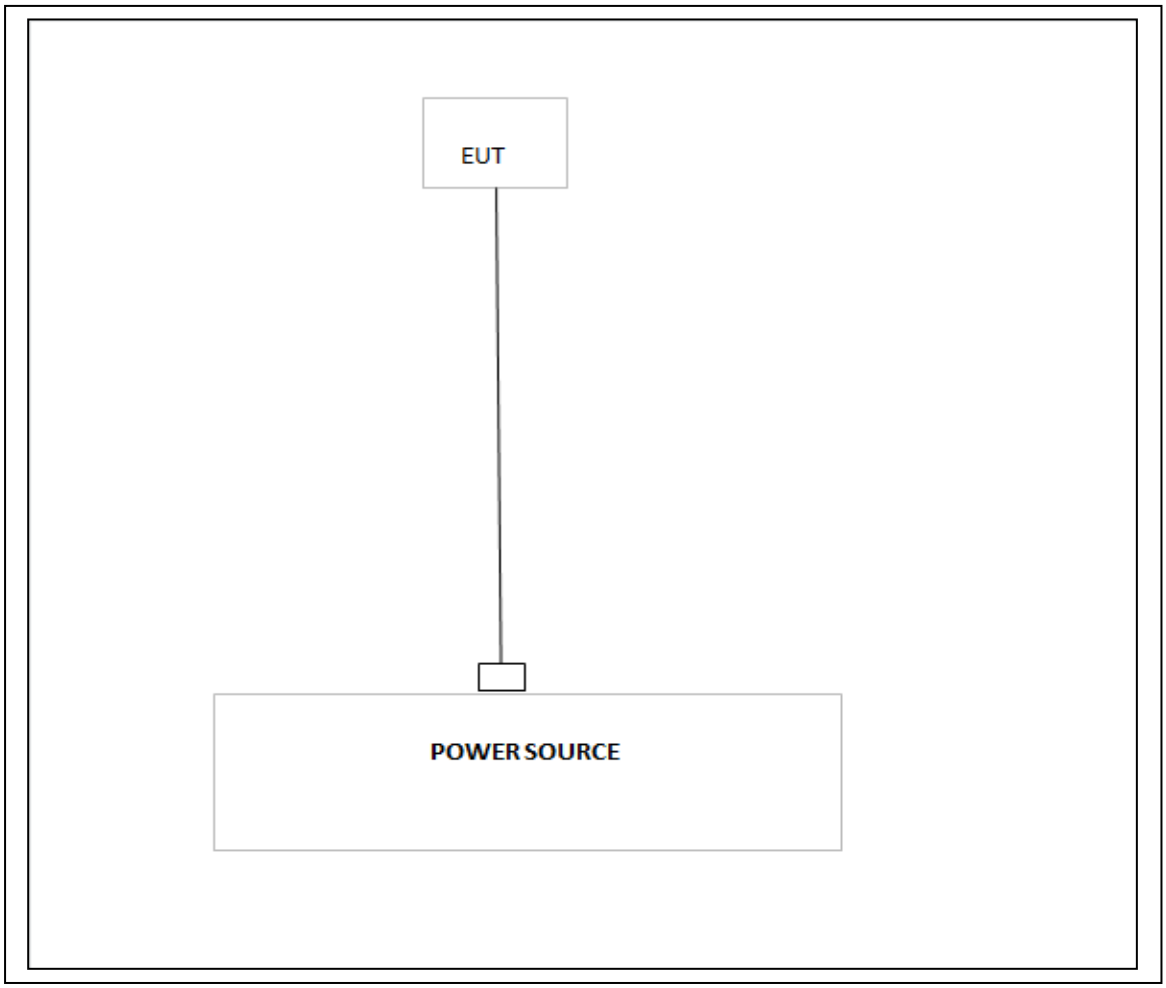

UL Korea, Ltd. Suwon Laboratory FORM ID: FCC_15C
218 Maeyeong-ro, Yeongtong-gu, Suwon-si, Gyeonggi-do, 16675, Korea TEL: (031) 337-9902 FAX: (031) 213-5433
UL Korea, Ltd. Confidential
This report shall not be reproduced except in full, without the written approval of UL Korea, Ltd.

Radiated Emissions Above 30 MHz, AC Line Conducted Emissions:

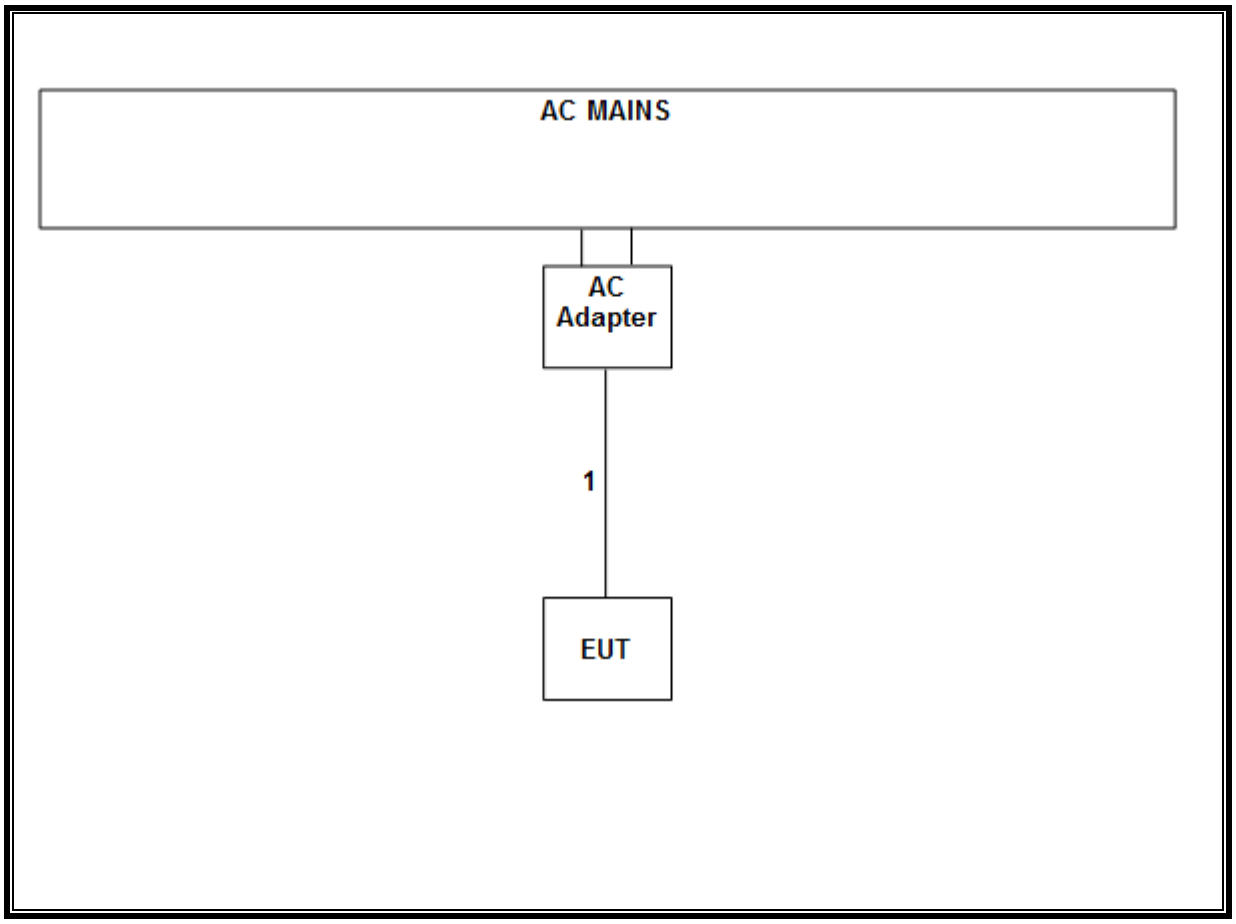

UL Korea, Ltd. Suwon Laboratory FORM ID: FCC_15C
218 Maeyeong-ro, Yeongtong-gu, Suwon-si, Gyeonggi-do, 16675, Korea TEL: (031) 337-9902 FAX: (031) 213-5433
UL Korea, Ltd. Confidential
This report shall not be reproduced except in full, without the written approval of UL Korea, Ltd.

6. TEST AND MEASUREMENT EQUIPMENT

The following test and measurement equipment was utilized for the tests documented in this report:

Test Equipment List				
Description	**Manufacturer**	**Model**	**S/N**	**Cal Due**
Antenna, Bilog, 30MHz-1GHz	SCHWARZBECK	VULB9163	750	08-04-20
Antenna, Bilog, 30MHz-1GHz	SCHWARZBECK	VULB9163	845	08-04-20
Antenna, Bilog, 30MHz-1GHz	SCHWARZBECK	VULB9163	749	08-04-20
Antenna, Loop, 9kHz-30MHz	R&S	HFH2-Z2	100418	10-26-19
Preamplifier, 1000 MHz	Sonoma	310N	341282	08-07-19
Preamplifier, 1000 MHz	Sonoma	310N	370599	08-07-19
Preamplifier, 1000 MHz	Sonoma	310N	351741	08-06-19
Spectrum Analyzer, 44 GHz	Agilent / HP	N9030A	MY54170614	08-07-19
Spectrum Analyzer, 44 GHz	Agilent / HP	N9030A	MY54490312	08-06-19
Spectrum Analyzer, 7 GHz	Agilent / HP	N9010A	MY54200580	08-07-19
EMI Test Receive, 40 GHz	R&S	ESU40	100439	08-06-19
EMI Test Receive, 40 GHz	R&S	ESU40	100457	08-06-19
EMI Test Receive, 44 GHz	R&S	ESW44	101590	08-06-19
EMI Test Receive, 3 GHz	R&S	ESR3	101832	08-06-19
DC Power Supply	Agilent / HP	E3640A	MY54226395	08-06-19
Temperature Chamber	ESPEC	SH-642	93001109	08-06-19
LISN	R&S	ENV216	101837	08-06-19
UL Software				
Description	**Manufacturer**	**Model**	**Version**	
Radiated software	UL	UL EMC	Ver 9.5	
AC Line Conducted software	UL	UL EMC	Ver 9.5	

UL Korea, Ltd. Suwon Laboratory FORM ID: FCC_15C
218 Maeyeong-ro, Yeongtong-gu, Suwon-si, Gyeonggi-do, 16675, Korea TEL: (031) 337-9902 FAX: (031) 213-5433
UL Korea, Ltd. Confidential
This report shall not be reproduced except in full, without the written approval of UL Korea, Ltd.

7. 20dB BANDWIDTH

LIMITS

§15.215

(c) Intentional radiators operating under the alternative provisions to the general emission limits, as contained in §§15.217 through 15.257 and in subpart E of this part, must be designed to ensure that the 20 dB bandwidth of the emission, or whatever bandwidth may otherwise be specified in the specific rule section under which the equipment operates, is contained within the frequency band designated in the rule section under which the equipment is operated

§15.225

Operation within the band 13.110 – 14.010MHz

TEST PROCEDURE

The spectrum analyzer connected receive antenna and the EUT placed on near the receive antenna. The RBW is set to 10KHz. The VBW is set to 3 times the RBW. The sweep time is coupled.

RESULTS

Frequency [MHz]	20dB Bandwidth [KHz]
13.56	435.60

20dB Bandwidth Plot

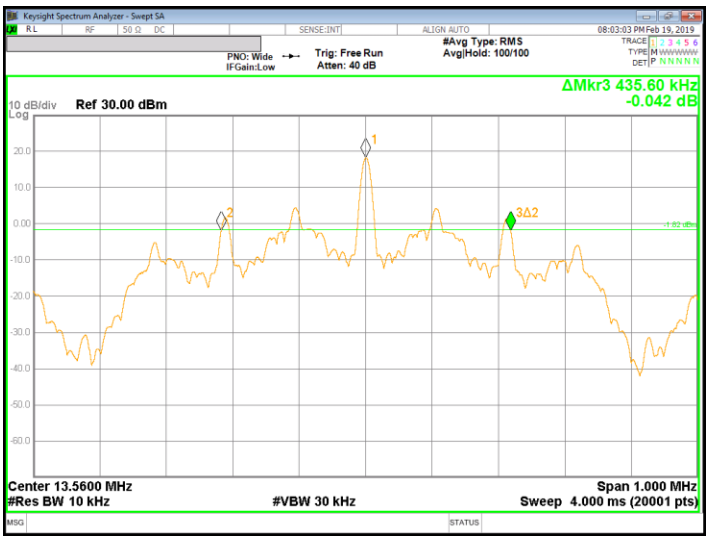

UL Korea, Ltd. Suwon Laboratory FORM ID: FCC_15C
218 Maeyeong-ro, Yeongtong-gu, Suwon-si, Gyeonggi-do, 16675, Korea TEL: (031) 337-9902 FAX: (031) 213-5433
UL Korea, Ltd. Confidential
This report shall not be reproduced except in full, without the written approval of UL Korea, Ltd.

8. RADIATED EMISSION TEST RESULTS

8.1. LIMITS AND PROCEDURE

LIMIT

§15.225

(a) The field strength of any emissions within the band 13.553–13.567 MHz shall not exceed 15,848 microvolts/ meter at 30 meters.

(b) Within the bands 13.410–13.553 MHz and 13.567–13.710 MHz, the field strength of any emissions shall not exceed 334 microvolts/meter at 30 meters.

(c) Within the bands 13.110–13.410 MHz and 13.710–14.010 MHz the field strength of any emissions shall not exceed 106 microvolts/meter at 30 meters.

(d) The field strength of any emissions appearing outside of the 13.110– 14.010 MHz and shall not exceed the general radiated emission limits in § 15.209 as follows:
§15.209 (a) Except as provided elsewhere in this subpart, the emissions from an intentional radiator shall not exceed the field strength levels specified in the following table:

Limits for radiated disturbance of an intentional radiator		
Frequency range (MHz)	Limits (µV/m)	Measurement Distance (m)
0.009 – 0.490	2400 / F (kHz)	300
0.490 – 1.705	24000 / F (kHz)	30
1.705 – 30.0	30	30
30 – 88	100**	3
88 - 216	150**	3
216 – 960	200**	3
Above 960	500	3

** Except as provided in paragraph (g), fundamental emissions from intentional radiators operating under this section shall not be located in the frequency bands 54-72 MHz, 76-88 MHz, 174-216 MHz or 470-806 MHz. However, operation within these frequency bands is permitted under other sections of this part, e.g. §§ 15.231 and 15.241.
§15.209 (b) In the emission table above, the tighter limit applies at the band edges.

Formula for converting the filed strength from uV/m to dBuV/m is:
Limit (dBuV/m) = 20 log limit (uV/m)

UL Korea, Ltd. Suwon Laboratory FORM ID: FCC_15C
218 Maeyeong-ro, Yeongtong-gu, Suwon-si, Gyeonggi-do, 16675, Korea TEL: (031) 337-9902 FAX: (031) 213-5433
UL Korea, Ltd. Confidential
This report shall not be reproduced except in full, without the written approval of UL Korea, Ltd.

In addition:

§15.209 (d) The emission limits shown the above table are based on measurements employing a CISPR quasi-peak detector except for the frequency bands 9-90 kHz, 110-490 kHz and above 1000 MHz. Radiated emissions limits in these three bands are based on measurements employing an average detector.

§15.209 (d) The provisions in §§ 15.225, measuring emissions at distances other than the distances specified in the above table, determining the frequency range over which radiated emissions are to be measured, and limiting peak emissions apply to all devices operated under this part.

TEST PROCEDURE

ANSI C63.10-2013

The EUT is an intentional radiator that incorporates a digital device. The highest fundamental frequency generated or used in the device is 13.56 MHz. The frequency range was investigated from 0.15 MHz to the 10th harmonic of the highest fundamental frequency, or 1000 MHz, whichever is greater (1000MHz)

RESULTS

No non-compliance noted:

UL Korea, Ltd. Suwon Laboratory FORM ID: FCC_15C
218 Maeyeong-ro, Yeongtong-gu, Suwon-si, Gyeonggi-do, 16675, Korea TEL: (031) 337-9902 FAX: (031) 213-5433
UL Korea, Ltd. Confidential
This report shall not be reproduced except in full, without the written approval of UL Korea, Ltd.

8.1.1. FUNDAMENTAL AND SPURIOUS EMISSIONS (0.15 – 30 MHz)

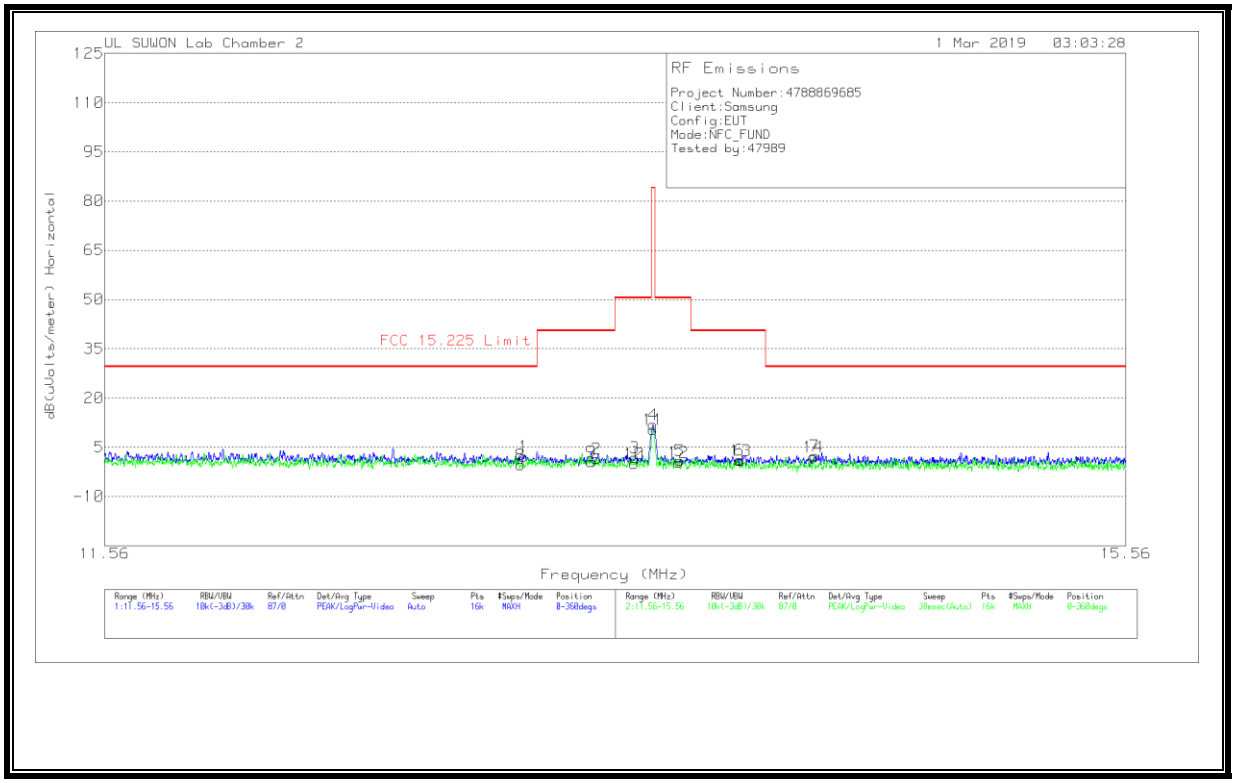

UL Korea, Ltd. Suwon Laboratory FORM ID: FCC_15C
218 Maeyeong-ro, Yeongtong-gu, Suwon-si, Gyeonggi-do, 16675, Korea TEL: (031) 337-9902 FAX: (031) 213-5433
UL Korea, Ltd. Confidential
This report shall not be reproduced except in full, without the written approval of UL Korea, Ltd.

Trace Markers

[Face On]

Marker	Frequency (MHz)	Meter Reading (dBuV)	Det	Loop Antenna	Dist Corr 30m	Cable Loss	Corrected Reading dB(uVolts/meter)	FCC 15.225 Limit	Margin (dB)	Azimuth (Degs)
1	13.05825	21.78	Pk	19.9	-40	.5	2.18	29.54	-27.36	0-360
2	13.33838	21.02	Pk	19.9	-40	.5	1.42	40.51	-39.09	0-360
3	13.48963	21.41	Pk	19.9	-40	.5	1.81	50.5	-48.69	0-360
**4	13.55988	31.42	Pk	19.9	-40	.5	11.82	84	-72.18	0-360
5	13.6665	20.49	Pk	19.9	-40	.6	.99	50.5	-49.51	0-360
6	13.90575	20.71	Pk	19.8	-40	.6	1.11	40.51	-39.4	0-360
7	14.21338	21.96	Pk	19.8	-40	.6	2.36	29.54	-27.18	0-360

[Face Off]

Marker	Frequency (MHz)	Meter Reading (dBuV)	Det	Loop Antenna	Dist Corr 30m	Cable Loss	Corrected Reading dB(uVolts/meter)	FCC 15.225 Limit	Margin (dB)	Azimuth (Degs)
8	13.04738	19.29	Pk	19.9	-40	.5	-.31	29.54	-29.85	0-360
9	13.31925	20.21	Pk	19.9	-40	.5	.61	40.51	-39.9	0-360
10	13.48525	19.52	Pk	19.9	-40	.5	-.08	50.5	-50.58	0-360
11**	13.56025	30.03	Pk	19.9	-40	.5	10.43	84	-73.57	0-360
12	13.662	19.94	Pk	19.9	-40	.6	.44	50.5	-50.06	0-360
13	13.91113	20.54	Pk	19.8	-40	.6	.94	40.51	-39.57	0-360
14	14.20888	21.59	Pk	19.8	-40	.6	1.99	29.54	-27.55	0-360

Pk - Peak detector

**Fundamental

Note : Although these tests were performed other than open filed test site, adequate comparison measurements were confirmed against 30 m open are test site.
Therefore sufficient tests were made to demonstrate that the alternative site produces results that correlate with the ones of tests made in an open field based on KDB 414788.

UL Korea, Ltd. Suwon Laboratory FORM ID: FCC_15C
218 Maeyeong-ro, Yeongtong-gu, Suwon-si, Gyeonggi-do, 16675, Korea TEL: (031) 337-9902 FAX: (031) 213-5433
UL Korea, Ltd. Confidential
This report shall not be reproduced except in full, without the written approval of UL Korea, Ltd.

8.1.2. SPURIOUS EMISSION 0.09 TO 30 MHz

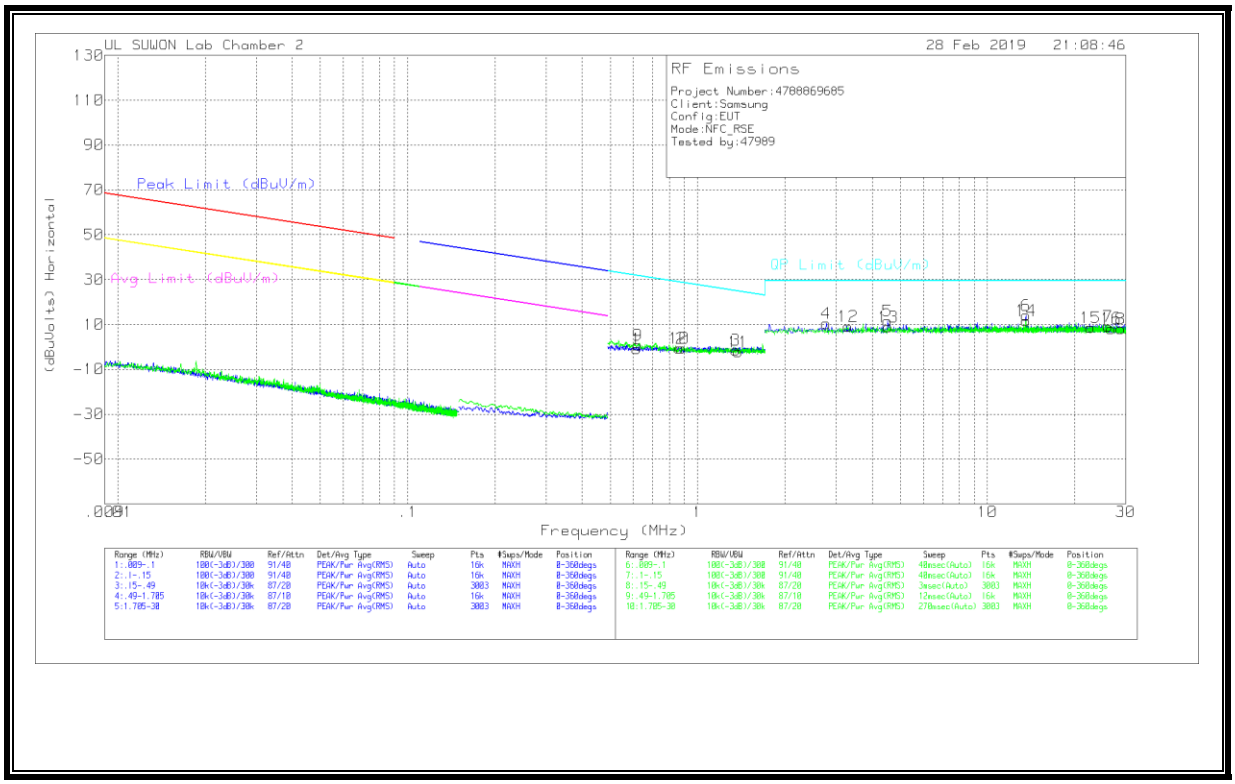

Range (MHz)	RBW/VBW	Ref/Attn	Det/Avg Type	Sweep	Pts	#Swps/Mode	Position
1: .009-.1	100(-3dB)/300	91/40	PEAK/Pwr Avg(RMS)	Auto	16k	MAXH	0-360degs
2: .1-.15	100(-3dB)/300	91/40	PEAK/Pwr Avg(RMS)	Auto	16k	MAXH	0-360degs
3: .15-.49	10k(-3dB)/30k	87/20	PEAK/Pwr Avg(RMS)	Auto	3003	MAXH	0-360degs
4: .49-1.705	10k(-3dB)/30k	87/10	PEAK/Pwr Avg(RMS)	Auto	16k	MAXH	0-360degs
5: 1.705-30	10k(-3dB)/30k	87/20	PEAK/Pwr Avg(RMS)	Auto	3003	MAXH	0-360degs

Range (MHz)	RBW/VBW	Ref/Attn	Det/Avg Type	Sweep	Pts	#Swps/Mode	Position
6: .009-.1	100(-3dB)/300	91/40	PEAK/Pwr Avg(RMS)	40msec(Auto)	16k	MAXH	0-360degs
7: .1-.15	100(-3dB)/300	91/40	PEAK/Pwr Avg(RMS)	40msec(Auto)	16k	MAXH	0-360degs
8: .15-.49	10k(-3dB)/30k	87/20	PEAK/Pwr Avg(RMS)	3msec(Auto)	3003	MAXH	0-360degs
9: .49-1.705	10k(-3dB)/30k	87/10	PEAK/Pwr Avg(RMS)	12msec(Auto)	16k	MAXH	0-360degs
10: 1.705-30	10k(-3dB)/30k	87/20	PEAK/Pwr Avg(RMS)	270msec(Auto)	3003	MAXH	0-360degs

UL Korea, Ltd. Suwon Laboratory FORM ID: FCC_15C
218 Maeyeong-ro, Yeongtong-gu, Suwon-si, Gyeonggi-do, 16675, Korea TEL: (031) 337-9902 FAX: (031) 213-5433
UL Korea, Ltd. Confidential
This report shall not be reproduced except in full, without the written approval of UL Korea, Ltd.

Trace Markers

[Face On]

Marker	Frequency (MHz)	Meter Reading (dBuV)	Det	Loop Antenna	Cable Loss	Dist Corr 30m	Corrected Reading (dBuVolts)	QP Limit (dBuV/m)	Margin (dB)	Azimuth (Degs)
1	.61753	19.39	Pk	19.7	.1	-40	-.81	31.8	-32.61	0-360
2	.8787	19.55	Pk	19.7	.2	-40	-.55	28.74	-29.29	0-360
3	1.35188	18.65	Pk	19.7	.2	-40	-1.45	25.01	-26.46	0-360
4	2.77945	30.33	Pk	19.8	.3	-40	10.43	29.5	-19.07	0-360
5	4.52308	31.57	Pk	19.8	.3	-40	11.67	29.5	-17.83	0-360
6	13.56165	33.58	Pk	19.9	.5	-40	13.98	29.5	-15.52	0-360
7	26.0969	28.78	Pk	19.6	.8	-40	9.18	29.5	-20.32	0-360
8	28.89613	28.17	Pk	19.2	.8	-40	8.17	29.5	-21.33	0-360

[Face Off]

Marker	Frequency (MHz)	Meter Reading (dBuV)	Det	Loop Antenna	Cable Loss	Dist Corr 30m	Corrected Reading (dBuVolts)	QP Limit (dBuV/m)	Margin (dB)	Azimuth (Degs)
9	.62102	20.99	Pk	19.7	.1	-40	.79	31.75	-30.96	0-360
10	.86244	19.5	Pk	19.7	.2	-40	-.6	28.9	-29.5	0-360
11	1.37791	18.04	Pk	19.7	.2	-40	-2.06	24.84	-26.9	0-360
12	3.29783	29.19	Pk	19.8	.3	-40	9.29	29.5	-20.21	0-360
13	4.55135	28.77	Pk	19.8	.3	-40	8.87	29.5	-20.63	0-360
14	13.56165	31.37	Pk	19.9	.5	-40	11.77	29.5	-17.73	0-360
15	22.60965	28.19	Pk	19.7	.7	-40	8.59	29.5	-20.91	0-360
16	26.7378	27.95	Pk	19.5	.8	-40	8.25	29.5	-21.25	0-360

Pk - Peak detector

Note: The data for marker number 6 and 14 are the fundamental signal.
Please refer to section 8.1.1 about the fundamental level.
Frequency range 0.009MHz ~ 0.490MHz, only noise floor level and more than 20dB margin.

UL Korea, Ltd. Suwon Laboratory FORM ID: FCC_15C
218 Maeyeong-ro, Yeongtong-gu, Suwon-si, Gyeonggi-do, 16675, Korea TEL: (031) 337-9902 FAX: (031) 213-5433
UL Korea, Ltd. Confidential
This report shall not be reproduced except in full, without the written approval of UL Korea, Ltd.

8.1.3. TX SPURIOUS EMISSION 30 TO 1000 MHz

HORIZONTAL

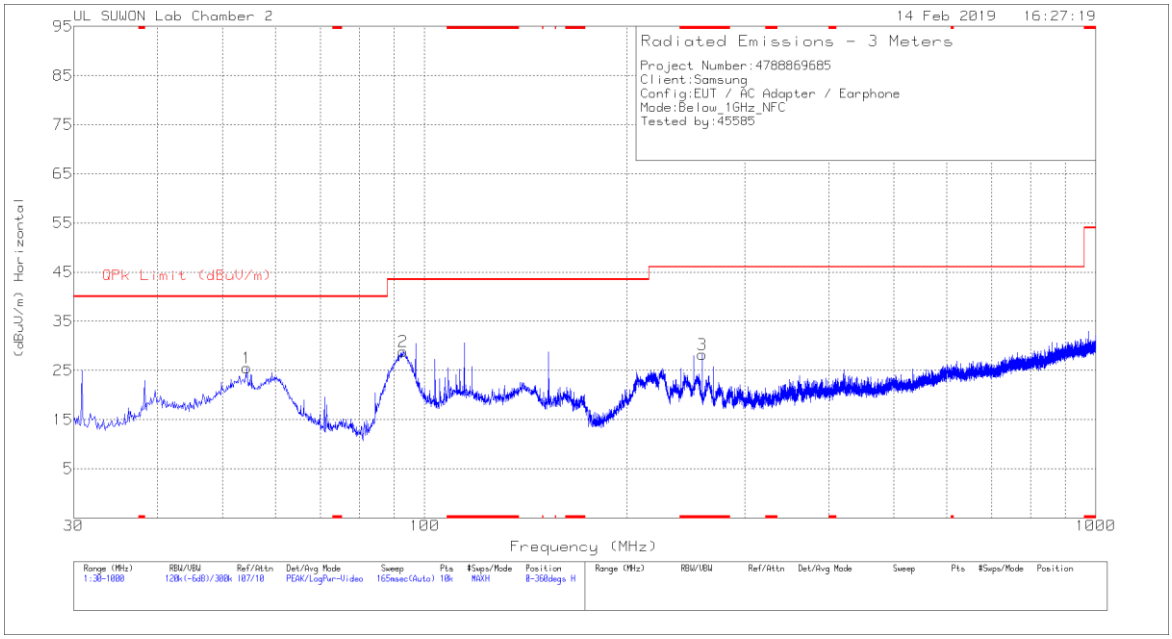

VERTICAL

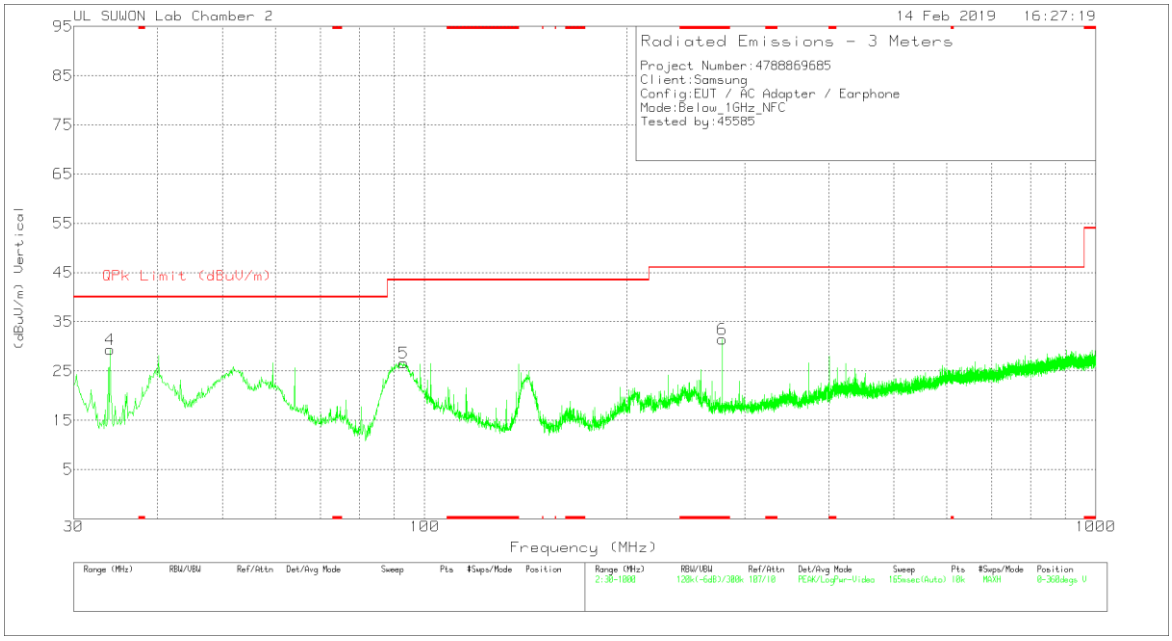

UL Korea, Ltd. Suwon Laboratory FORM ID: FCC_15C
218 Maeyeong-ro, Yeongtong-gu, Suwon-si, Gyeonggi-do, 16675, Korea TEL: (031) 337-9902 FAX: (031) 213-5433
UL Korea, Ltd. Confidential
This report shall not be reproduced except in full, without the written approval of UL Korea, Ltd.

Trace Markers

Marker	Frequency (MHz)	Meter Reading (dBuV)	Det	VULB9163_749	Below_1G[dB]	Corrected Reading (dBuV/m)	QPk Limit (dBuV/m)	Margin (dB)	Azimuth (Degs)	Height (cm)	Polarity
1	54.347	37.87	Pk	19.4	-31.8	25.47	40	-14.53	0-360	200	H
2	92.953	43.54	Pk	16.7	-31.4	28.84	43.52	-14.68	0-360	300	H
3	* 259.308	39.92	Pk	18.9	-30.6	28.22	46.02	-17.8	0-360	400	H
4	33.977	45.29	Pk	16	-31.9	29.39	40	-10.61	0-360	300	V
5	93.147	41.38	Pk	16.7	-31.4	26.68	43.52	-16.84	0-360	100	V
6	* 277.544	43.28	Pk	18.8	-30.6	31.48	46.02	-14.54	0-360	100	V

* - indicates frequency in CFR47 Pt 15 / IC RSS-Restricted Band
Pk - Peak detector

UL Korea, Ltd. Suwon Laboratory FORM ID: FCC_15C
218 Maeyeong-ro, Yeongtong-gu, Suwon-si, Gyeonggi-do, 16675, Korea TEL: (031) 337-9902 FAX: (031) 213-5433
UL Korea, Ltd. Confidential
This report shall not be reproduced except in full, without the written approval of UL Korea, Ltd.

9. AC MAINS LINE CONDUCTED EMISSIONS

LIMITS

§15.207

(a) Except as shown in paragraphs (b) and (c) of this section, for an intentional radiator that is designed to be connected to the public utility (AC) power line, the radio frequency voltage that is conducted back onto the AC power line on any frequency or frequencies, within the band 150 kHz to 30 MHz, shall not exceed the limits in the following table, as measured using a 50µH/50 ohms line impedance stabilization network (LISN). Compliance with the provisions of this paragraph shall be based on the measurement of the radio frequency voltage between each power line and ground at the power terminal. The lower limit applies at the band edges.

Frequency range (MHz)	Limits (dBµV)	
	Quasi-peak	Average
0.15 to 0.50	66 to 56	56 to 46
0.50 to 5	56	46
5 to 30	60	50
Notes: 1. The lower limit shall apply at the transition frequencies 2. The limit decreases linearly with the logarithm of the frequency in the range 0.15 MHz to 0.50 MHz.		

TEST PROCEDURE

The EUT is placed on a non-conducting table 40 cm from the vertical ground plane and 80 cm above the horizontal ground plane. The EUT is configured in accordance with ANSI C63.10.

The receiver is set to a resolution bandwidth of 9 kHz. Peak detection is used unless otherwise noted as quasi-peak or average.

Line conducted data is recorded for both NEUTRAL and HOT lines.

RESULTS

No non-compliance noted:

UL Korea, Ltd. Suwon Laboratory FORM ID: FCC_15C
218 Maeyeong-ro, Yeongtong-gu, Suwon-si, Gyeonggi-do, 16675, Korea TEL: (031) 337-9902 FAX: (031) 213-5433
UL Korea, Ltd. Confidential
This report shall not be reproduced except in full, without the written approval of UL Korea, Ltd.

WORST EMISSIONS

LINE 1 PLOT

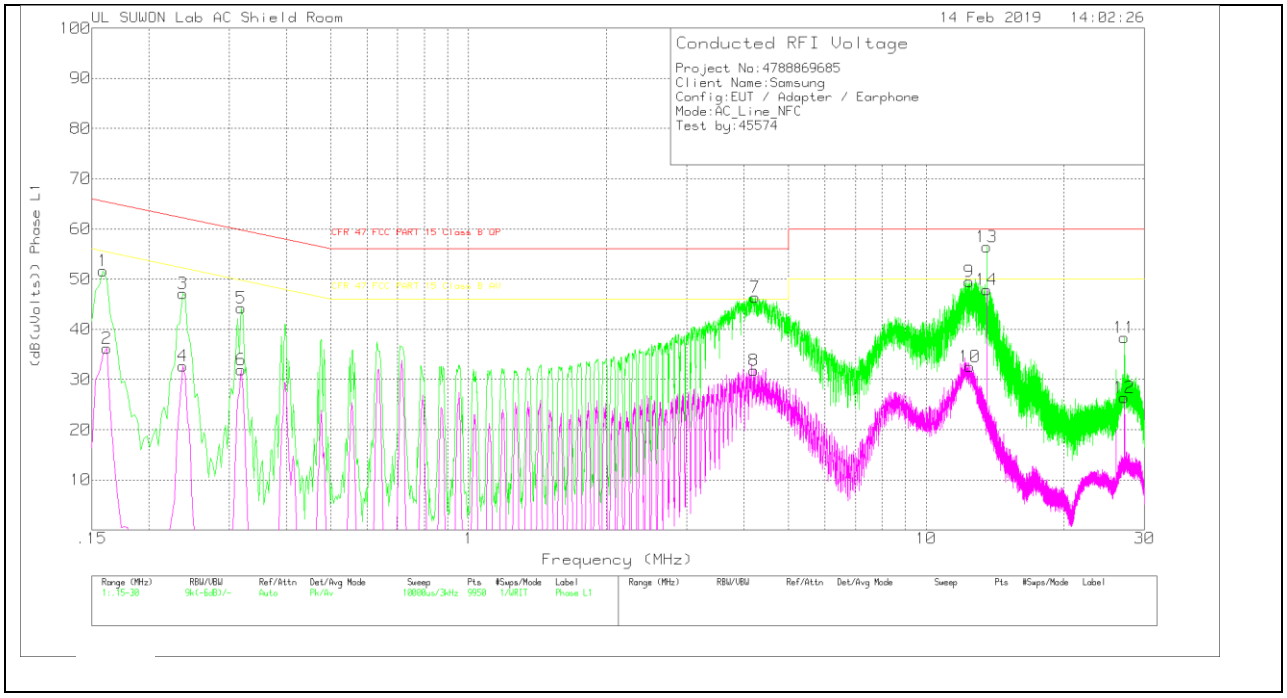

UL Korea, Ltd. Suwon Laboratory FORM ID: FCC_15C
218 Maeyeong-ro, Yeongtong-gu, Suwon-si, Gyeonggi-do, 16675, Korea TEL: (031) 337-9902 FAX: (031) 213-5433
UL Korea, Ltd. Confidential
This report shall not be reproduced except in full, without the written approval of UL Korea, Ltd.

LINE 1 RESULTS

Trace Markers

Range 1: Phase L1 .15 - 30MHz

Marker	Frequency (MHz)	Meter Reading (dBuV)	Det	ENV216_101836_With ex-cord_L1	CABLELOSS(dB)	Corrected Reading (dB(uVolts))	CFR 47 FCC PART 15 Class B QP	Margin (dB)	CFR 47 FCC PART 15 Class B AV	Margin (dB)
1	.159	41.66	Pk	9.9	.1	51.66	65.52	-13.86	-	-
2	.162	26.1	Av	10	.1	36.2	-	-	55.36	-19.16
3	.237	37.26	Pk	9.7	.2	47.16	62.2	-15.04	-	-
4	.237	22.84	Av	9.7	.2	32.74	-	-	52.2	-19.46
5	.318	34.22	Pk	9.8	.2	44.22	59.76	-15.54	-	-
6	.318	21.99	Av	9.8	.2	31.99	-	-	49.76	-17.77
7	4.224	36.29	Pk	9.8	.3	46.39	56	-9.61	-	-
8	4.197	21.65	Av	9.8	.3	31.75	-	-	46	-14.25
9	12.429	39.18	Pk	10.1	.3	49.58	60	-10.42	-	-
10	12.435	22.17	Av	10.1	.3	32.57	-	-	50	-17.43
11	27.12	27.38	Pk	10.7	.3	38.38	60	-21.62	-	-
12	27.12	15.39	Av	10.7	.3	26.39	-	-	50	-23.61
13	13.56	45.99	Pk	10.1	.4	56.49	60	-3.51	-	-
14	13.56	37.4	Av	10.1	.4	47.9	-	-	50	-2.1

Pk - Peak detector
Av - Average detection

Quasi-Peak Emissions

Range 1: Phase L1 .15 - 30MHz

Frequency (MHz)	Meter Reading (dBuV)	Det	ENV216_101836_With ex-cord_L1	CABLELOSS(dB)	Corrected Reading (dB(uVolts))	CFR 47 FCC PART 15 Class B QP	Margin (dB)	CFR 47 FCC PART 15 Class B AV	Margin (dB)
4.22415	19.9	Qp	9.8	.3	30	56	-26	-	-
12.4292	17.08	Qp	10.1	.3	27.48	60	-32.52	-	-
13.5602	40.32	Qp	10.1	.4	50.82	60	-9.18	-	-

Qp - Quasi-Peak detector

UL Korea, Ltd. Suwon Laboratory FORM ID: FCC_15C
218 Maeyeong-ro, Yeongtong-gu, Suwon-si, Gyeonggi-do, 16675, Korea TEL: (031) 337-9902 FAX: (031) 213-5433
UL Korea, Ltd. Confidential
This report shall not be reproduced except in full, without the written approval of UL Korea, Ltd.

LINE 2 PLOT

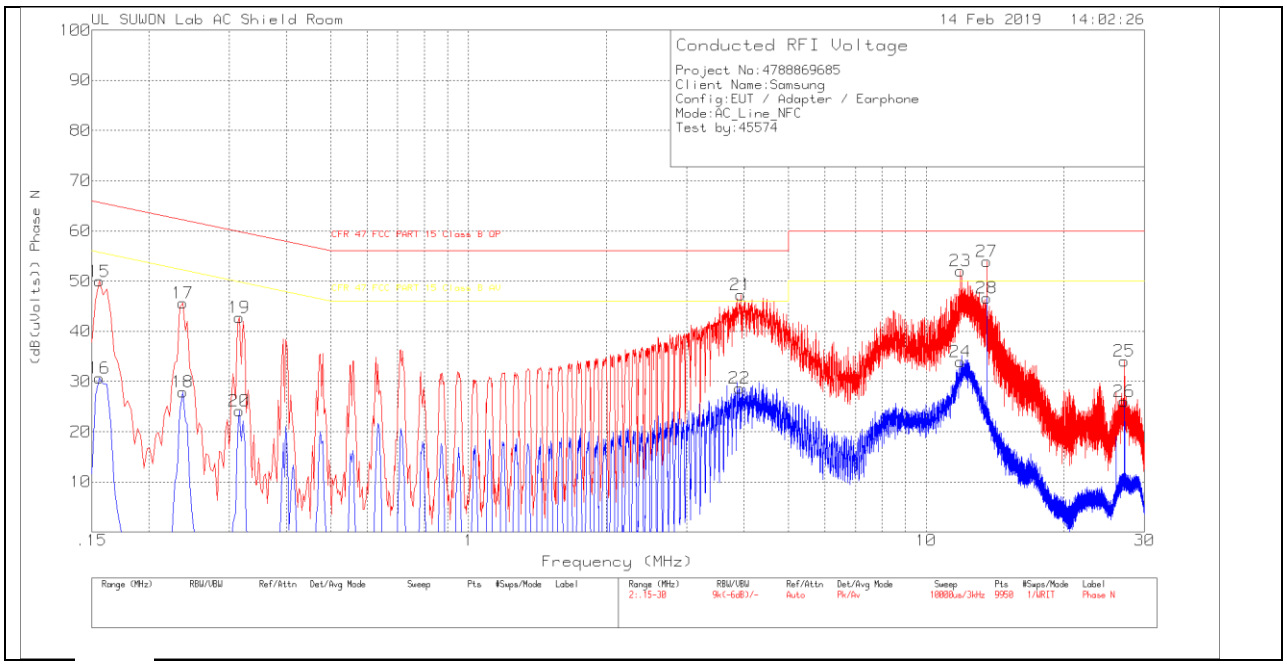

UL Korea, Ltd. Suwon Laboratory FORM ID: FCC_15C
218 Maeyeong-ro, Yeongtong-gu, Suwon-si, Gyeonggi-do, 16675, Korea TEL: (031) 337-9902 FAX: (031) 213-5433
UL Korea, Ltd. Confidential
This report shall not be reproduced except in full, without the written approval of UL Korea, Ltd.

LINE 2 RESULTS

Trace Markers

Range 2: Phase N .15 - 30MHz

Marker	Frequency (MHz)	Meter Reading (dBuV)	Det	ENV216_101836_With ex-cord_N	CABLELOSS(dB)	Corrected Reading (dB(uVolts))	CFR 47 FCC PART 15 Class B QP	Margin (dB)	CFR 47 FCC PART 15 Class B AV	Margin (dB)
15	.156	40.06	Pk	9.8	.1	49.96	65.67	-15.71	-	-
16	.156	20.78	Av	9.8	.1	30.68	-	-	55.67	-24.99
17	.237	35.73	Pk	9.7	.2	45.63	62.2	-16.57	-	-
18	.237	17.98	Av	9.7	.2	27.88	-	-	52.2	-24.32
19	.315	32.75	Pk	9.8	.2	42.75	59.84	-17.09	-	-
20	.315	14.11	Av	9.8	.2	24.11	-	-	49.84	-25.73
21	3.93	37.11	Pk	9.8	.3	47.21	56	-8.79	-	-
22	3.909	18.53	Av	9.8	.3	28.63	-	-	46	-17.37
23	11.868	41.66	Pk	10.1	.3	52.06	60	-7.94	-	-
24	11.883	23.57	Av	10.1	.3	33.97	-	-	50	-16.03
25	27.12	23.02	Pk	10.8	.3	34.12	60	-25.88	-	-
26	27.12	14.97	Av	10.8	.3	26.07	-	-	50	-23.93
27	13.56	43.34	Pk	10.2	.4	53.94	60	-6.06	-	-
28	13.56	36.05	Av	10.2	.4	46.65	-	-	50	-3.35

Pk - Peak detector
Av - Average detection

Quasi-Peak Emissions

Range 2: Phase N .15 - 30MHz

Frequency (MHz)	Meter Reading (dBuV)	Det	ENV216_101836_With ex-cord_N	CABLELOSS(dB)	Corrected Reading (dB(uVolts))	CFR 47 FCC PART 15 Class B QP	Margin (dB)	CFR 47 FCC PART 15 Class B AV	Margin (dB)
3.92925	19.06	Qp	9.8	.3	29.16	56	-26.84	-	-
11.8688	24.32	Qp	10.1	.3	34.72	60	-25.28	-	-
13.5602	38.73	Qp	10.2	.4	49.33	60	-10.67	-	-

Qp - Quasi-Peak detector

UL Korea, Ltd. Suwon Laboratory FORM ID: FCC_15C
218 Maeyeong-ro, Yeongtong-gu, Suwon-si, Gyeonggi-do, 16675, Korea TEL: (031) 337-9902 FAX: (031) 213-5433
UL Korea, Ltd. Confidential
This report shall not be reproduced except in full, without the written approval of UL Korea, Ltd.

10. FREQUENCY STABILITY

LIMIT

§15.225 (e) The frequency tolerance of the carrier signal shall be maintained within ±0.01% of the operating frequency, over a temperature variation of -20 degrees to +50 degrees C at normal supply voltage, and for a variation in the primary supply voltage from 85% to 115% of the rated supply voltage at a temperature of 20 degrees C. For battery operated equipment, the equipment tests shall be performed using a new battery.

TEST PROCEDURE

ANSI C63.10 §6.8

RESULTS

Reference Frequency: EUT Channel 13.56 MHz @ 20ºC Limit: ± 100 ppm = 1.356 kHz										
Power Supply	Envir.	Frequency Deviation Measureed with Time Elapse								
(Vdc)	Temp (ºC)	Start up (MHz)	Delta (ppm)	@ 2mins (MHz)	Delta (ppm)	@ 5mins (MHz)	Delta (ppm)	@ 10 mins (MHz)	Delta (ppm)	Limit (ppm)
3.85	50	13.559994782	0.049	13.559994686	0.056	13.559994243	0.088	13.559993984	0.107	100
3.85	40	13.559993743	0.125	13.559993801	0.121	13.559993911	0.113	13.559994227	0.089	100
3.85	30	13.559993695	0.129	13.559993245	0.162	13.559993115	0.171	13.559993015	0.179	100
3.85	***20***	***13.559995440***	***0***	***13.559995528***	-0.006	***13.559995725***	-0.021	***13.559995933***	-0.036	***100***
3.85	10	13.559997170	-0.128	13.559997452	-0.148	13.559997528	-0.154	13.559997728	-0.169	100
3.85	0	13.559996702	-0.093	13.559996887	-0.107	13.559996997	-0.115	13.559997254	-0.134	100
3.85	-10	13.559995724	-0.021	13.559995801	-0.027	13.559995942	-0.037	13.559996225	-0.058	100
3.85	-20	13.559993524	0.141	13.559993595	0.136	13.559993787	0.122	13.559993976	0.108	100
3.85	-30	13.559993661	0.131	13.559993440	0.147	13.559993305	0.157	13.559993133	0.170	100

Reference Frequency: EUT Channel 13.56 MHz @ 20ºC Limit: ± 100 ppm = 1.356 kHz										
Power Supply	Envir.	Frequency Deviation Measureed with Time Elapse								
(Vdc)	Temp (ºC)	Start up (MHz)	Delta (ppm)	@ 2mins (MHz)	Delta (ppm)	@ 5mins (MHz)	Delta (ppm)	@ 10 mins (MHz)	Delta (ppm)	Limit (ppm)
3.85	***20***	***13.559995440***	***0***	***13.559995528***	-0.006	***13.559995725***	-0.021	***13.559995933***	-0.036	***100***
4.40	20	13.559995211	0.017	***13.559995015***	0.031	***13.559994858***	0.064	***13.559994705***	0.054	100
3.60	20	13.559994564	0.065	***13.559994428***	0.075	***13.559994275***	0.107	***13.559993928***	0.112	100

No non-compliance noted.

UL Korea, Ltd. Suwon Laboratory FORM ID: FCC_15C
218 Maeyeong-ro, Yeongtong-gu, Suwon-si, Gyeonggi-do, 16675, Korea TEL: (031) 337-9902 FAX: (031) 213-5433
UL Korea, Ltd. Confidential
This report shall not be reproduced except in full, without the written approval of UL Korea, Ltd.