GSM 850

Communication System: UID 10021 - DAC, GSM-FDD (TDMA, GMSK); Frequency: 824.2 MHz; Duty Cycle: 1:8.6896
Phantom section: RF Section
DASY5 Configuration:
- Probe: EF3DV3 - SN4064; ConvF(1, 1, 1) @ 824.2 MHz; Calibrated: 2021-11-24
- Sensor-Surface: (Fix Surface)
- Electronics: DAE3 Sn479; Calibrated: 2021-10-12
- Phantom: HAC Test Arch with AMCC; Type: SD HAC P01 BB
- Measurement SW: DASY52, Version 52.10 (4);SEMCAD X Version 14.6.14 (7483)

GSM850 E-Field measurement/Voice_ch128/Hearing Aid Compatibility Test (101x101x1):

Interpolated grid: dx=0.5000 mm, dy=0.5000 mm
Device Reference Point: 0, 0, -6.3 mm
Reference Value = 53.90 V/m; Power Drift = 0.05 dB
Applied MIF = 3.63 dB
RF audio interference level = 35.79 dBV/m
Emission category: M4

MIF scaled E-field

Grid 1 **M4** **34.98 dBV/m**	Grid 2 **M4** **35.68 dBV/m**	Grid 3 **M4** **35.19 dBV/m**
Grid 4 **M4** **35.01 dBV/m**	Grid 5 **M4** **35.79 dBV/m**	Grid 6 **M4** **35.3 dBV/m**
Grid 7 **M4** **34.71 dBV/m**	Grid 8 **M4** **35.61 dBV/m**	Grid 9 **M4** **35.26 dBV/m**

Cursor:
Total = 35.79 dBV/m
E Category: M4
Location: -1, 0, 7.7 mm



0 dB = 61.59 V/m = 35.79 dBV/m

GSM 850

Communication System: UID 10021 - DAC, GSM-FDD (TDMA, GMSK); Frequency: 836.6 MHz; Duty Cycle: 1:8.6896
Phantom section: RF Section
DASY5 Configuration:
- Probe: EF3DV3 - SN4064; ConvF(1, 1, 1) @ 836.6 MHz; Calibrated: 2021-11-24
- Sensor-Surface: (Fix Surface)
- Electronics: DAE3 Sn479; Calibrated: 2021-10-12
- Phantom: HAC Test Arch with AMCC; Type: SD HAC P01 BB
- Measurement SW: DASY52, Version 52.10 (4);SEMCAD X Version 14.6.14 (7483)

GSM850 E-Field measurement/Voice_ch190/Hearing Aid Compatibility Test (101x101x1):

Interpolated grid: dx=0.5000 mm, dy=0.5000 mm
Device Reference Point: 0, 0, -6.3 mm
Reference Value = 55.29 V/m; Power Drift = -0.13 dB
Applied MIF = 3.63 dB
RF audio interference level = 35.93 dBV/m
Emission category: M4

MIF scaled E-field

Grid 1 **M4** **35.29 dBV/m**	Grid 2 **M4** **35.86 dBV/m**	Grid 3 **M4** **35.32 dBV/m**
Grid 4 **M4** **35.29 dBV/m**	Grid 5 **M4** **35.93 dBV/m**	Grid 6 **M4** **35.35 dBV/m**
Grid 7 **M4** **34.99 dBV/m**	Grid 8 **M4** **35.73 dBV/m**	Grid 9 **M4** **35.28 dBV/m**

Cursor:
Total = 35.93 dBV/m
E Category: M4
Location: -0.5, -0.5, 7.7 mm

0 dB = 62.62 V/m = 35.93 dBV/m

GSM 850

Communication System: UID 10021 - DAC, GSM-FDD (TDMA, GMSK); Frequency: 848.6 MHz; Duty Cycle: 1:8.6896
Phantom section: RF Section
DASY5 Configuration:
- Probe: EF3DV3 - SN4064; ConvF(1, 1, 1) @ 848.6 MHz; Calibrated: 2021-11-24
- Sensor-Surface: (Fix Surface)
- Electronics: DAE3 Sn479; Calibrated: 2021-10-12
- Phantom: HAC Test Arch with AMCC; Type: SD HAC P01 BB
- Measurement SW: DASY52, Version 52.10 (4);SEMCAD X Version 14.6.14 (7483)

GSM850 E-Field measurement/Voice_ch251/Hearing Aid Compatibility Test (101x101x1):

Interpolated grid: dx=0.5000 mm, dy=0.5000 mm
Device Reference Point: 0, 0, -6.3 mm
Reference Value = 57.64 V/m; Power Drift = -0.02 dB
Applied MIF = 3.63 dB
RF audio interference level = 36.25 dBV/m
Emission category: M4

MIF scaled E-field

Grid 1 **M4** **35.54 dBV/m**	Grid 2 **M4** **36.08 dBV/m**	Grid 3 **M4** **35.53 dBV/m**
Grid 4 **M4** **35.6 dBV/m**	Grid 5 **M4** **36.25 dBV/m**	Grid 6 **M4** **35.69 dBV/m**
Grid 7 **M4** **35.42 dBV/m**	Grid 8 **M4** **36.12 dBV/m**	Grid 9 **M4** **35.69 dBV/m**

Cursor:
Total = 36.25 dBV/m
E Category: M4
Location: -0.5, 0.5, 7.7 mm



0 dB = 64.92 V/m = 36.25 dBV/m

GSM 1900

Communication System: UID 10021 - DAC, GSM-FDD (TDMA, GMSK); Frequency: 1850.2 MHz; Duty Cycle: 1:8.6896
Phantom section: RF Section
DASY5 Configuration:
- Probe: EF3DV3 - SN4064; ConvF(1, 1, 1) @ 1850.2 MHz; Calibrated: 2021-11-24
- Sensor-Surface: (Fix Surface)
- Electronics: DAE3 Sn479; Calibrated: 2021-10-12
- Phantom: HAC Test Arch with AMCC; Type: SD HAC P01 BB
- Measurement SW: DASY52, Version 52.10 (4);SEMCAD X Version 14.6.14 (7483)

GSM1900 E-Field measurement/Voice_ch512/Hearing Aid Compatibility Test (101x101x1): Interpolated grid: dx=0.5000 mm, dy=0.5000 mm

Device Reference Point: 0, 0, -6.3 mm
Reference Value = 10.85 V/m; Power Drift = 0.04 dB
Applied MIF = 3.63 dB
RF audio interference level = 29.25 dBV/m
Emission category: M4

MIF scaled E-field

Grid 1 **M4** **28.51 dBV/m**	Grid 2 **M4** **29.25 dBV/m**	Grid 3 **M4** **28.39 dBV/m**
Grid 4 **M4** **23.06 dBV/m**	Grid 5 **M4** **24.23 dBV/m**	Grid 6 **M4** **23.93 dBV/m**
Grid 7 **M4** **26.73 dBV/m**	Grid 8 **M4** **28.81 dBV/m**	Grid 9 **M4** **28.71 dBV/m**

Cursor:
Total = 29.25 dBV/m
E Category: M4
Location: 0, -25, 7.7 mm

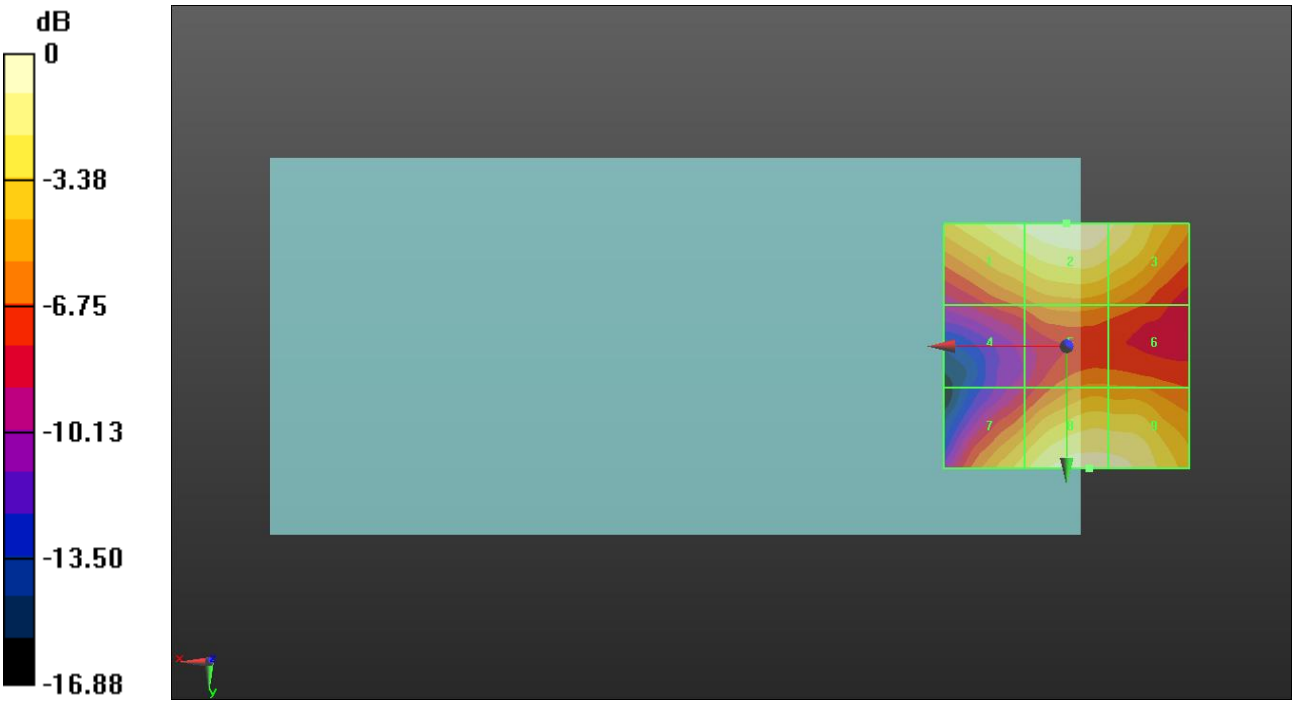

0 dB = 29.01 V/m = 29.25 dBV/m

GSM 1900

Communication System: UID 10021 - DAC, GSM-FDD (TDMA, GMSK); Frequency: 1880 MHz; Duty Cycle: 1:8.6896
Phantom section: RF Section
DASY5 Configuration:
- Probe: EF3DV3 - SN4064; ConvF(1, 1, 1) @ 1880 MHz; Calibrated: 2021-11-24
- Sensor-Surface: (Fix Surface)
- Electronics: DAE3 Sn479; Calibrated: 2021-10-12
- Phantom: HAC Test Arch with AMCC; Type: SD HAC P01 BB
- Measurement SW: DASY52, Version 52.10 (4);SEMCAD X Version 14.6.14 (7483)

GSM1900 E-Field measurement/Voice_ch661/Hearing Aid Compatibility Test (101x101x1): Interpolated grid: dx=0.5000 mm, dy=0.5000 mm

Device Reference Point: 0, 0, -6.3 mm
Reference Value = 10.33 V/m; Power Drift = 0.02 dB
Applied MIF = 3.63 dB
RF audio interference level = 29.41 dBV/m
Emission category: M4

MIF scaled E-field

Grid 1 **M4** **28.79 dBV/m**	Grid 2 **M4** **28.93 dBV/m**	Grid 3 **M4** **27.6 dBV/m**
Grid 4 **M4** **22.78 dBV/m**	Grid 5 **M4** **24.67 dBV/m**	Grid 6 **M4** **24.76 dBV/m**
Grid 7 **M4** **27.17 dBV/m**	Grid 8 **M4** **29.41 dBV/m**	Grid 9 **M4** **29.06 dBV/m**

Cursor:
Total = 29.41 dBV/m
E Category: M4
Location: -1.5, 25, 7.7 mm

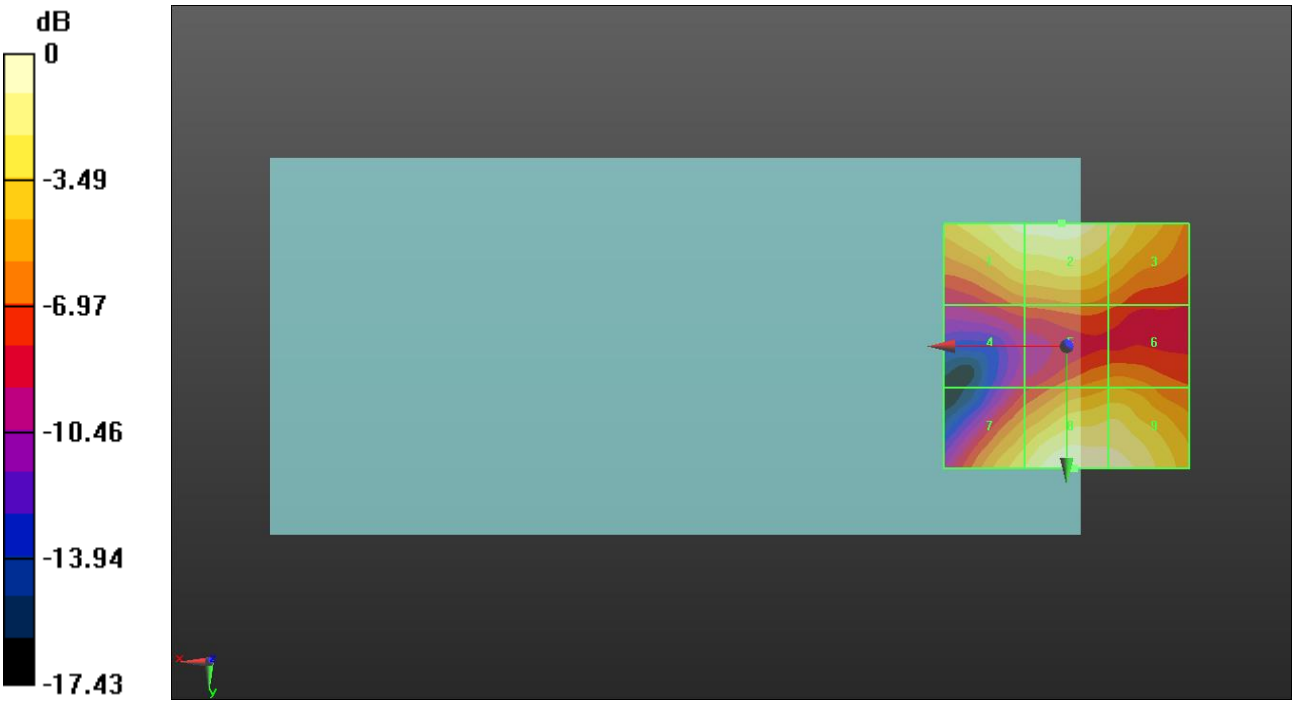

0 dB = 29.55 V/m = 29.41 dBV/m

GSM 1900

Communication System: UID 10021 - DAC, GSM-FDD (TDMA, GMSK); Frequency: 1909.8 MHz; Duty Cycle: 1:8.6896
Phantom section: RF Section
DASY5 Configuration:
- Probe: EF3DV3 - SN4064; ConvF(1, 1, 1) @ 1909.8 MHz; Calibrated: 2021-11-24
- Sensor-Surface: (Fix Surface)
- Electronics: DAE3 Sn479; Calibrated: 2021-10-12
- Phantom: HAC Test Arch with AMCC; Type: SD HAC P01 BB
- Measurement SW: DASY52, Version 52.10 (4);SEMCAD X Version 14.6.14 (7483)

GSM1900 E-Field measurement/Voice_ch810/Hearing Aid Compatibility Test (101x101x1): Interpolated grid: dx=0.5000 mm, dy=0.5000 mm

Device Reference Point: 0, 0, -6.3 mm
Reference Value = 11.56 V/m; Power Drift = 0.11 dB
Applied MIF = 3.63 dB
RF audio interference level = 30.04 dBV/m
Emission category: M3

MIF scaled E-field

Grid 1 **M4** **29.01 dBV/m**	Grid 2 **M3** **30.04 dBV/m**	Grid 3 **M4** **29.3 dBV/m**
Grid 4 **M4** **23.98 dBV/m**	Grid 5 **M4** **25.72 dBV/m**	Grid 6 **M4** **25.71 dBV/m**
Grid 7 **M4** **24.38 dBV/m**	Grid 8 **M4** **28.13 dBV/m**	Grid 9 **M4** **28.11 dBV/m**

Cursor:
Total = 30.04 dBV/m
E Category: M3
Location: -0.5, -25, 7.7 mm



0 dB = 31.76 V/m = 30.04 dBV/m

LTE Band 41

Communication System: UID 10173 - CAG, LTE-TDD (SC-FDMA, 1 RB, 20 MHz, 16-QAM); Frequency: 2506 MHz; Duty Cycle: 1:8.8736
Phantom section: RF Section
DASY5 Configuration:
- Probe: EF3DV3 - SN4064; ConvF(1, 1, 1) @ 2506 MHz; Calibrated: 2021-11-24
- Sensor-Surface: (Fix Surface)
- Electronics: DAE3 Sn479; Calibrated: 2021-10-12
- Phantom: HAC Test Arch with AMCC; Type: SD HAC P01 BB
- Measurement SW: DASY52, Version 52.10 (4);SEMCAD X Version 14.6.14 (7483)

LTE Band 41 E-Field measurement/Voice_ch 39750 RB 1/0/Hearing Aid Compatibility Test (101x101x1): Interpolated grid: dx=0.5000 mm, dy=0.5000 mm

Device Reference Point: 0, 0, -6.3 mm
Reference Value = 12.55 V/m; Power Drift = -0.08 dB
Applied MIF = -1.44 dB
RF audio interference level = 25.64 dBV/m
Emission category: M4

MIF scaled E-field

Grid 1 **M4** **23.93 dBV/m**	Grid 2 **M4** **25.64 dBV/m**	Grid 3 **M4** **25.18 dBV/m**
Grid 4 **M4** **19.33 dBV/m**	Grid 5 **M4** **21.76 dBV/m**	Grid 6 **M4** **21.57 dBV/m**
Grid 7 **M4** **17.73 dBV/m**	Grid 8 **M4** **20.4 dBV/m**	Grid 9 **M4** **20.4 dBV/m**

Cursor:
Total = 25.64 dBV/m
E Category: M4
Location: -1.5, -25, 7.7 mm

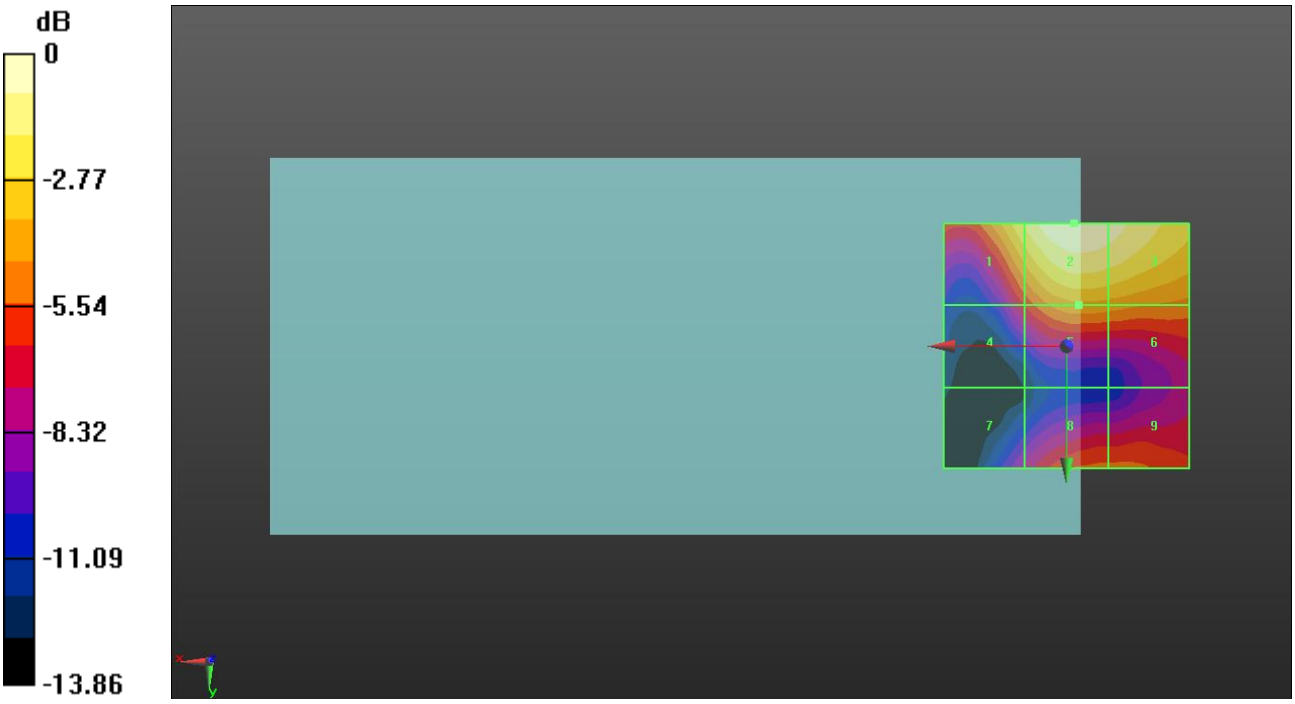

0 dB = 19.15 V/m = 25.64 dBV/m

LTE Band 41

Communication System: UID 10173 - CAG, LTE-TDD (SC-FDMA, 1 RB, 20 MHz, 16-QAM); Frequency: 2549.5 MHz; Duty Cycle: 1:8.8736
Phantom section: RF Section
DASY5 Configuration:
- Probe: EF3DV3 - SN4064; ConvF(1, 1, 1) @ 2549.5 MHz; Calibrated: 2021-11-24
- Sensor-Surface: (Fix Surface)
- Electronics: DAE3 Sn479; Calibrated: 2021-10-12
- Phantom: HAC Test Arch with AMCC; Type: SD HAC P01 BB
- Measurement SW: DASY52, Version 52.10 (4);SEMCAD X Version 14.6.14 (7483)

LTE Band 41 E-Field measurement/Voice_ch 40185 RB 1/0/Hearing Aid Compatibility Test (101x101x1): Interpolated grid: dx=0.5000 mm, dy=0.5000 mm

Device Reference Point: 0, 0, -6.3 mm
Reference Value = 12.52 V/m; Power Drift = -0.16 dB
Applied MIF = -1.44 dB
RF audio interference level = 25.60 dBV/m
Emission category: M4

MIF scaled E-field

Grid 1 **M4** **23.73 dBV/m**	Grid 2 **M4** **25.6 dBV/m**	Grid 3 **M4** **24.99 dBV/m**
Grid 4 **M4** **19.57 dBV/m**	Grid 5 **M4** **21.71 dBV/m**	Grid 6 **M4** **21.25 dBV/m**
Grid 7 **M4** **15.37 dBV/m**	Grid 8 **M4** **18.51 dBV/m**	Grid 9 **M4** **18.86 dBV/m**

Cursor:
Total = 25.60 dBV/m
E Category: M4
Location: -1.5, -25, 7.7 mm



0 dB = 19.05 V/m = 25.60 dBV/m

LTE Band 41

Communication System: UID 10173 - CAG, LTE-TDD (SC-FDMA, 1 RB, 20 MHz, 16-QAM); Frequency: 2593 MHz; Duty Cycle: 1:8.8736
Phantom section: RF Section
DASY5 Configuration:
- Probe: EF3DV3 - SN4064; ConvF(1, 1, 1) @ 2593 MHz; Calibrated: 2021-11-24
- Sensor-Surface: (Fix Surface)
- Electronics: DAE3 Sn479; Calibrated: 2021-10-12
- Phantom: HAC Test Arch with AMCC; Type: SD HAC P01 BB
- Measurement SW: DASY52, Version 52.10 (4);SEMCAD X Version 14.6.14 (7483)

LTE Band 41 E-Field measurement/Voice_ch 40620 RB 1/0/Hearing Aid Compatibility Test (101x101x1): Interpolated grid: dx=0.5000 mm, dy=0.5000 mm

Device Reference Point: 0, 0, -6.3 mm
Reference Value = 14.86 V/m; Power Drift = 0.04 dB
Applied MIF = -1.44 dB
RF audio interference level = 25.45 dBV/m
Emission category: M4

MIF scaled E-field

Grid 1 **M4** **23.05 dBV/m**	Grid 2 **M4** **25.45 dBV/m**	Grid 3 **M4** **25.05 dBV/m**
Grid 4 **M4** **20.58 dBV/m**	Grid 5 **M4** **22.94 dBV/m**	Grid 6 **M4** **22.68 dBV/m**
Grid 7 **M4** **15.65 dBV/m**	Grid 8 **M4** **17.09 dBV/m**	Grid 9 **M4** **17.32 dBV/m**

Cursor:
Total = 25.45 dBV/m
E Category: M4
Location: -2, -25, 7.7 mm



0 dB = 18.74 V/m = 25.46 dBV/m

LTE Band 41

Communication System: UID 10173 - CAG, LTE-TDD (SC-FDMA, 1 RB, 20 MHz, 16-QAM); Frequency: 2636.5 MHz; Duty Cycle: 1:8.8736
Phantom section: RF Section
DASY5 Configuration:
- Probe: EF3DV3 - SN4064; ConvF(1, 1, 1) @ 2636.5 MHz; Calibrated: 2021-11-24
- Sensor-Surface: (Fix Surface)
- Electronics: DAE3 Sn479; Calibrated: 2021-10-12
- Phantom: HAC Test Arch with AMCC; Type: SD HAC P01 BB
- Measurement SW: DASY52, Version 52.10 (4);SEMCAD X Version 14.6.14 (7483)

LTE Band 41 E-Field measurement/Voice_ch 41055 RB 1/0/Hearing Aid Compatibility Test (101x101x1): Interpolated grid: dx=0.5000 mm, dy=0.5000 mm

Device Reference Point: 0, 0, -6.3 mm
Reference Value = 18.66 V/m; Power Drift = -0.05 dB
Applied MIF = -1.44 dB
RF audio interference level = 25.46 dBV/m
Emission category: M4

MIF scaled E-field

Grid 1 **M4** **23.51 dBV/m**	Grid 2 **M4** **25.46 dBV/m**	Grid 3 **M4** **25.03 dBV/m**
Grid 4 **M4** **20.98 dBV/m**	Grid 5 **M4** **23.7 dBV/m**	Grid 6 **M4** **23.5 dBV/m**
Grid 7 **M4** **16.57 dBV/m**	Grid 8 **M4** **18.39 dBV/m**	Grid 9 **M4** **18.07 dBV/m**

Cursor:
Total = 25.46 dBV/m
E Category: M4
Location: -2, -25, 7.7 mm



0 dB = 18.75 V/m = 25.46 dBV/m

LTE Band 41

Communication System: UID 10173 - CAG, LTE-TDD (SC-FDMA, 1 RB, 20 MHz, 16-QAM); Frequency: 2680 MHz; Duty Cycle: 1:8.8736
Phantom section: RF Section
DASY5 Configuration:
- Probe: EF3DV3 - SN4064; ConvF(1, 1, 1) @ 2680 MHz; Calibrated: 2021-11-24
- Sensor-Surface: (Fix Surface)
- Electronics: DAE3 Sn479; Calibrated: 2021-10-12
- Phantom: HAC Test Arch with AMCC; Type: SD HAC P01 BB
- Measurement SW: DASY52, Version 52.10 (4);SEMCAD X Version 14.6.14 (7483)

LTE Band 41 E-Field measurement/Voice_ch 41490 RB 1/0/Hearing Aid Compatibility Test (101x101x1): Interpolated grid: dx=0.5000 mm, dy=0.5000 mm

Device Reference Point: 0, 0, -6.3 mm
Reference Value = 15.80 V/m; Power Drift = -0.06 dB
Applied MIF = -1.44 dB
RF audio interference level = 25.74 dBV/m
Emission category: M4

MIF scaled E-field

Grid 1 **M4** **23.81 dBV/m**	Grid 2 **M4** **25.74 dBV/m**	Grid 3 **M4** **25.05 dBV/m**
Grid 4 **M4** **20.13 dBV/m**	Grid 5 **M4** **22.81 dBV/m**	Grid 6 **M4** **22.45 dBV/m**
Grid 7 **M4** **16.35 dBV/m**	Grid 8 **M4** **18.59 dBV/m**	Grid 9 **M4** **18.41 dBV/m**

Cursor:
Total = 25.74 dBV/m
E Category: M4
Location: -1.5, -25, 7.7 mm



0 dB = 19.37 V/m = 25.74 dBV/m

LTE Band 41

Communication System: UID 10173 - CAG, LTE-TDD (SC-FDMA, 1 RB, 20 MHz, 16-QAM); Frequency: 2506 MHz; Duty Cycle: 1:8.8736
Phantom section: RF Section
DASY5 Configuration:
- Probe: EF3DV3 - SN4064; ConvF(1, 1, 1) @ 2506 MHz; Calibrated: 2021-11-24
- Sensor-Surface: (Fix Surface)
- Electronics: DAE3 Sn479; Calibrated: 2021-10-12
- Phantom: HAC Test Arch with AMCC; Type: SD HAC P01 BB
- Measurement SW: DASY52, Version 52.10 (4);SEMCAD X Version 14.6.14 (7483)

LTE Band 41 PC2 E-Field measurement/Voice_ch 39750 RB 1/0/Hearing Aid Compatibility Test (101x101x1): Interpolated grid: dx=0.5000 mm, dy=0.5000 mm

Device Reference Point: 0, 0, -6.3 mm
Reference Value = 12.61 V/m; Power Drift = -0.12 dB
Applied MIF = -1.44 dB
RF audio interference level = 25.63 dBV/m
Emission category: M4

MIF scaled E-field

Grid 1 **M4** **23.85 dBV/m**	Grid 2 **M4** **25.63 dBV/m**	Grid 3 **M4** **25.3 dBV/m**
Grid 4 **M4** **19.02 dBV/m**	Grid 5 **M4** **21.82 dBV/m**	Grid 6 **M4** **21.64 dBV/m**
Grid 7 **M4** **17.72 dBV/m**	Grid 8 **M4** **20.51 dBV/m**	Grid 9 **M4** **20.5 dBV/m**

Cursor:
Total = 25.63 dBV/m
E Category: M4
Location: -1.5, -25, 7.7 mm

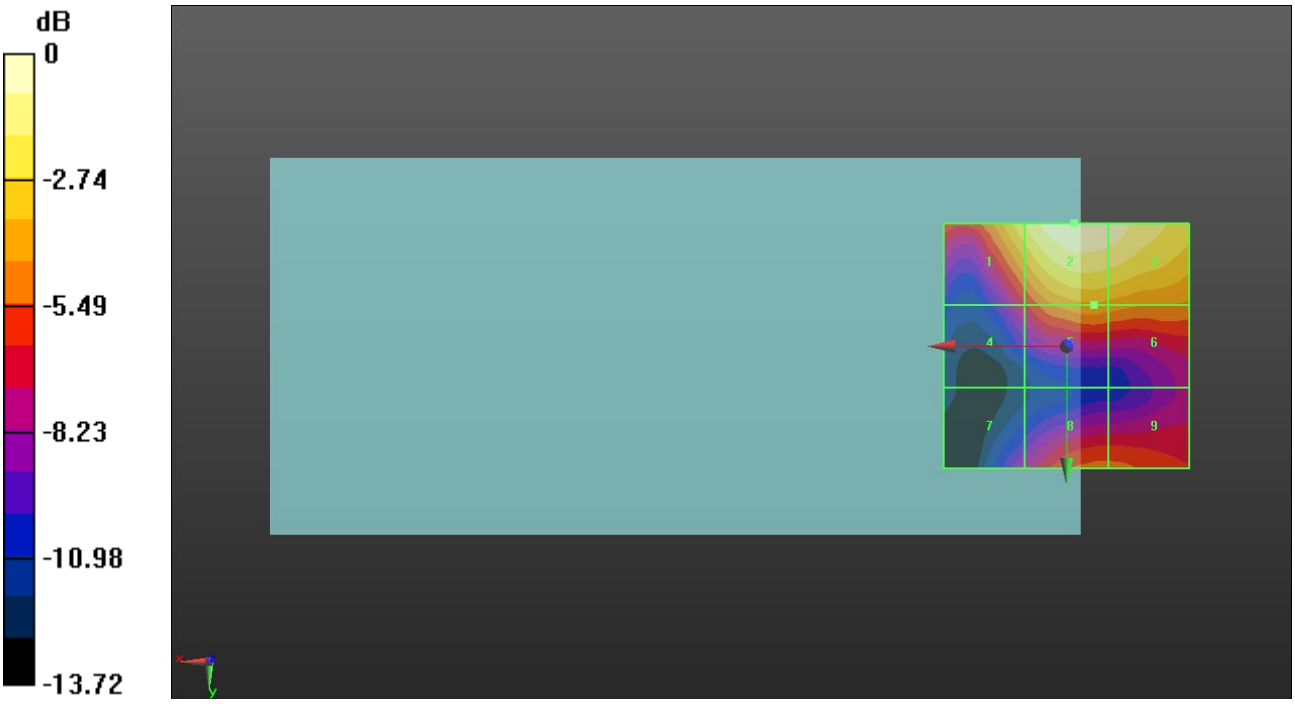

0 dB = 19.12 V/m = 25.63 dBV/m

LTE Band 41

Communication System: UID 10173 - CAG, LTE-TDD (SC-FDMA, 1 RB, 20 MHz, 16-QAM); Frequency: 2549.5 MHz; Duty Cycle: 1:8.8736
Phantom section: RF Section
DASY5 Configuration:
- Probe: EF3DV3 - SN4064; ConvF(1, 1, 1) @ 2549.5 MHz; Calibrated: 2021-11-24
- Sensor-Surface: (Fix Surface)
- Electronics: DAE3 Sn479; Calibrated: 2021-10-12
- Phantom: HAC Test Arch with AMCC; Type: SD HAC P01 BB
- Measurement SW: DASY52, Version 52.10 (4);SEMCAD X Version 14.6.14 (7483)

LTE Band 41 PC2 E-Field measurement/Voice_ch 40185 RB 1/0/Hearing Aid Compatibility Test (101x101x1): Interpolated grid: dx=0.5000 mm, dy=0.5000 mm

Device Reference Point: 0, 0, -6.3 mm
Reference Value = 11.87 V/m; Power Drift = 0.03 dB
Applied MIF = -1.44 dB
RF audio interference level = 25.24 dBV/m
Emission category: M4

MIF scaled E-field

Grid 1 **M4** **23.04 dBV/m**	Grid 2 **M4** **25.24 dBV/m**	Grid 3 **M4** **24.76 dBV/m**
Grid 4 **M4** **18.82 dBV/m**	Grid 5 **M4** **21.26 dBV/m**	Grid 6 **M4** **21.05 dBV/m**
Grid 7 **M4** **15.16 dBV/m**	Grid 8 **M4** **18.31 dBV/m**	Grid 9 **M4** **18.88 dBV/m**

Cursor:
Total = 25.24 dBV/m
E Category: M4
Location: -1.5, -25, 7.7 mm



0 dB = 18.28 V/m = 25.24 dBV/m

LTE Band 41

Communication System: UID 10173 - CAG, LTE-TDD (SC-FDMA, 1 RB, 20 MHz, 16-QAM); Frequency: 2593 MHz; Duty Cycle: 1:8.8736
Phantom section: RF Section
DASY5 Configuration:
- Probe: EF3DV3 - SN4064; ConvF(1, 1, 1) @ 2593 MHz; Calibrated: 2021-11-24
- Sensor-Surface: (Fix Surface)
- Electronics: DAE3 Sn479; Calibrated: 2021-10-12
- Phantom: HAC Test Arch with AMCC; Type: SD HAC P01 BB
- Measurement SW: DASY52, Version 52.10 (4);SEMCAD X Version 14.6.14 (7483)

LTE Band 41 PC2 E-Field measurement/Voice_ch 40620 RB 1/0/Hearing Aid Compatibility Test (101x101x1): Interpolated grid: dx=0.5000 mm, dy=0.5000 mm

Device Reference Point: 0, 0, -6.3 mm
Reference Value = 14.70 V/m; Power Drift = -0.11 dB
Applied MIF = -1.44 dB
RF audio interference level = 25.04 dBV/m
Emission category: M4

MIF scaled E-field

Grid 1 **M4** **22.33 dBV/m**	Grid 2 **M4** **25.04 dBV/m**	Grid 3 **M4** **24.7 dBV/m**
Grid 4 **M4** **20.08 dBV/m**	Grid 5 **M4** **22.67 dBV/m**	Grid 6 **M4** **22.47 dBV/m**
Grid 7 **M4** **15.7 dBV/m**	Grid 8 **M4** **16.23 dBV/m**	Grid 9 **M4** **17.05 dBV/m**

Cursor:
Total = 25.04 dBV/m
E Category: M4
Location: -2.5, -25, 7.7 mm



0 dB = 17.86 V/m = 25.04 dBV/m

LTE Band 41

Communication System: UID 10173 - CAG, LTE-TDD (SC-FDMA, 1 RB, 20 MHz, 16-QAM); Frequency: 2636.5 MHz; Duty Cycle: 1:8.8736
Phantom section: RF Section
DASY5 Configuration:
- Probe: EF3DV3 - SN4064; ConvF(1, 1, 1) @ 2636.5 MHz; Calibrated: 2021-11-24
- Sensor-Surface: (Fix Surface)
- Electronics: DAE3 Sn479; Calibrated: 2021-10-12
- Phantom: HAC Test Arch with AMCC; Type: SD HAC P01 BB
- Measurement SW: DASY52, Version 52.10 (4);SEMCAD X Version 14.6.14 (7483)

LTE Band 41 PC2 E-Field measurement/Voice_ch 41055 RB 1/0/Hearing Aid Compatibility Test (101x101x1): Interpolated grid: dx=0.5000 mm, dy=0.5000 mm

Device Reference Point: 0, 0, -6.3 mm
Reference Value = 17.20 V/m; Power Drift = -0.03 dB
Applied MIF = -1.44 dB
RF audio interference level = 24.80 dBV/m
Emission category: M4

MIF scaled E-field

Grid 1 **M4** **22.69 dBV/m**	Grid 2 **M4** **24.8 dBV/m**	Grid 3 **M4** **24.39 dBV/m**
Grid 4 **M4** **20.07 dBV/m**	Grid 5 **M4** **22.9 dBV/m**	Grid 6 **M4** **22.75 dBV/m**
Grid 7 **M4** **15.66 dBV/m**	Grid 8 **M4** **17.79 dBV/m**	Grid 9 **M4** **17.27 dBV/m**

Cursor:
Total = 24.80 dBV/m
E Category: M4
Location: -2, -25, 7.7 mm



0 dB = 17.37 V/m = 24.80 dBV/m

LTE Band 41

Communication System: UID 10173 - CAG, LTE-TDD (SC-FDMA, 1 RB, 20 MHz, 16-QAM); Frequency: 2680 MHz; Duty Cycle: 1:8.8736
Phantom section: RF Section
DASY5 Configuration:
- Probe: EF3DV3 - SN4064; ConvF(1, 1, 1) @ 2680 MHz; Calibrated: 2021-11-24
- Sensor-Surface: (Fix Surface)
- Electronics: DAE3 Sn479; Calibrated: 2021-10-12
- Phantom: HAC Test Arch with AMCC; Type: SD HAC P01 BB
- Measurement SW: DASY52, Version 52.10 (4);SEMCAD X Version 14.6.14 (7483)

LTE Band 41 PC2 E-Field measurement/Voice_ch 41490 RB 1/0/Hearing Aid Compatibility Test (101x101x1): Interpolated grid: dx=0.5000 mm, dy=0.5000 mm

Device Reference Point: 0, 0, -6.3 mm
Reference Value = 15.35 V/m; Power Drift = -0.03 dB
Applied MIF = -1.44 dB
RF audio interference level = 25.56 dBV/m
Emission category: M4

MIF scaled E-field

Grid 1 **M4** **23.37 dBV/m**	Grid 2 **M4** **25.56 dBV/m**	Grid 3 **M4** **24.96 dBV/m**
Grid 4 **M4** **19.72 dBV/m**	Grid 5 **M4** **22.72 dBV/m**	Grid 6 **M4** **22.49 dBV/m**
Grid 7 **M4** **15.18 dBV/m**	Grid 8 **M4** **18.09 dBV/m**	Grid 9 **M4** **18.16 dBV/m**

Cursor:
Total = 25.56 dBV/m
E Category: M4
Location: -2, -25, 7.7 mm

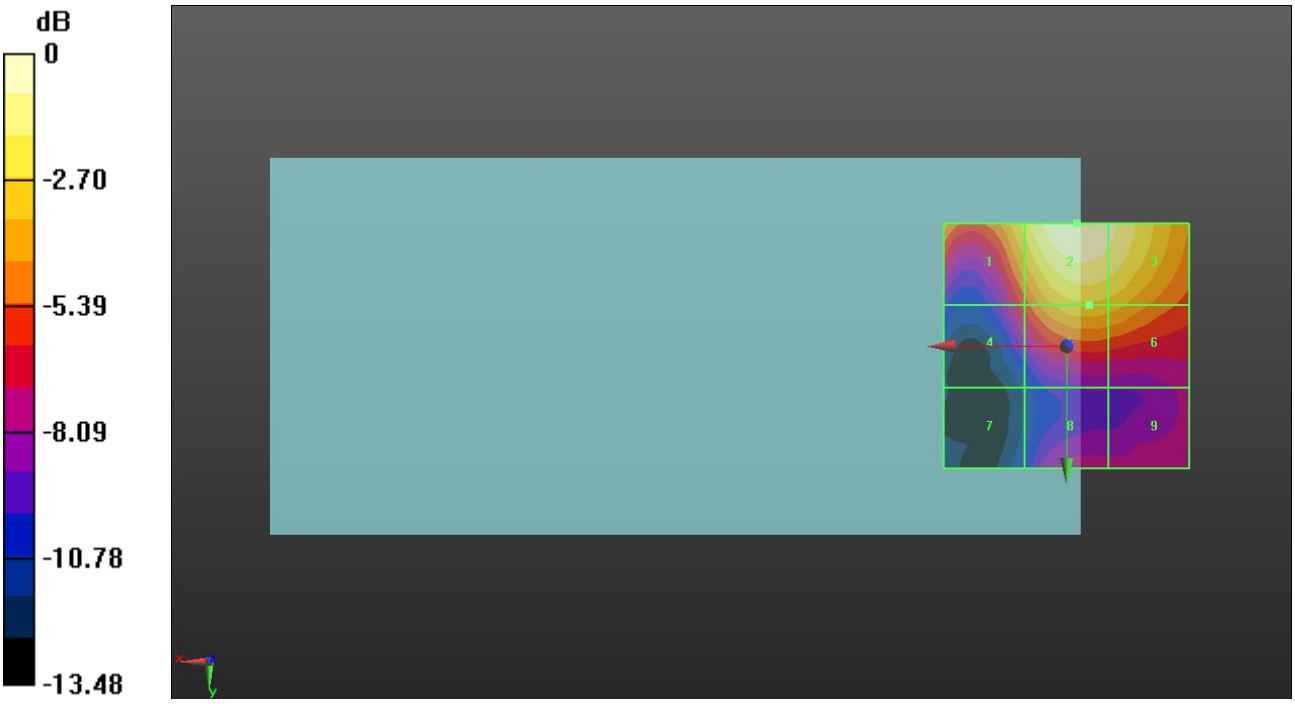

0 dB = 18.96 V/m = 25.56 dBV/m

LTE Band 48

Communication System: UID 10173 - CAG, LTE-TDD (SC-FDMA, 1 RB, 20 MHz, 16-QAM); Frequency: 3560 MHz; Duty Cycle: 1:8.8736
Phantom section: RF Section
DASY5 Configuration:
- Probe: EF3DV3 - SN4064; ConvF(1, 1, 1) @ 3560 MHz; Calibrated: 2021-11-24
- Sensor-Surface: (Fix Surface)
- Electronics: DAE3 Sn479; Calibrated: 2021-10-12
- Phantom: HAC Test Arch with AMCC; Type: SD HAC P01 BB
- Measurement SW: DASY52, Version 52.10 (4);SEMCAD X Version 14.6.14 (7483)

LTE Band 48 E-Field measurement/Voice_ch 55340 RB 1/0/Hearing Aid Compatibility Test (101x101x1): Interpolated grid: dx=0.5000 mm, dy=0.5000 mm

Device Reference Point: 0, 0, -6.3 mm
Reference Value = 27.17 V/m; Power Drift = -0.01 dB
Applied MIF = -1.44 dB
RF audio interference level = 25.60 dBV/m
Emission category: M4

MIF scaled E-field

Grid 1 **M4** **25.42 dBV/m**	Grid 2 **M4** **25.6 dBV/m**	Grid 3 **M4** **24.2 dBV/m**
Grid 4 **M4** **24.03 dBV/m**	Grid 5 **M4** **24.82 dBV/m**	Grid 6 **M4** **23.77 dBV/m**
Grid 7 **M4** **20.84 dBV/m**	Grid 8 **M4** **21.25 dBV/m**	Grid 9 **M4** **20.32 dBV/m**

Cursor:
Total = 25.60 dBV/m
E Category: M4
Location: 3, -25, 7.7 mm



0 dB = 19.05 V/m = 25.60 dBV/m

LTE Band 48

Communication System: UID 10173 - CAG, LTE-TDD (SC-FDMA, 1 RB, 20 MHz, 16-QAM); Frequency: 3603.3 MHz; Duty Cycle: 1:8.8736
Phantom section: RF Section
DASY5 Configuration:
- Probe: EF3DV3 - SN4064; ConvF(1, 1, 1) @ 3603.3 MHz; Calibrated: 2021-11-24
- Sensor-Surface: (Fix Surface)
- Electronics: DAE3 Sn479; Calibrated: 2021-10-12
- Phantom: HAC Test Arch with AMCC; Type: SD HAC P01 BB
- Measurement SW: DASY52, Version 52.10 (4);SEMCAD X Version 14.6.14 (7483)

LTE Band 48 E-Field measurement/Voice_ch 55773 RB 1/0/Hearing Aid Compatibility Test (101x101x1): Interpolated grid: dx=0.5000 mm, dy=0.5000 mm

Device Reference Point: 0, 0, -6.3 mm
Reference Value = 31.21 V/m; Power Drift = 0.06 dB
Applied MIF = -1.44 dB
RF audio interference level = 25.84 dBV/m
Emission category: M4

MIF scaled E-field

Grid 1 **M4** **25.59 dBV/m**	Grid 2 **M4** **25.77 dBV/m**	Grid 3 **M4** **25.11 dBV/m**
Grid 4 **M4** **24.97 dBV/m**	Grid 5 **M4** **25.84 dBV/m**	Grid 6 **M4** **25.1 dBV/m**
Grid 7 **M4** **22.4 dBV/m**	Grid 8 **M4** **22.94 dBV/m**	Grid 9 **M4** **21.91 dBV/m**

Cursor:
Total = 25.84 dBV/m
E Category: M4
Location: 0, -6.5, 7.7 mm



0 dB = 19.59 V/m = 25.84 dBV/m

LTE Band 48

Communication System: UID 10173 - CAG, LTE-TDD (SC-FDMA, 1 RB, 20 MHz, 16-QAM); Frequency: 3646.7 MHz; Duty Cycle: 1:8.8736
Phantom section: RF Section
DASY5 Configuration:
- Probe: EF3DV3 - SN4064; ConvF(1, 1, 1) @ 3646.7 MHz; Calibrated: 2021-11-24
- Sensor-Surface: (Fix Surface)
- Electronics: DAE3 Sn479; Calibrated: 2021-10-12
- Phantom: HAC Test Arch with AMCC; Type: SD HAC P01 BB
- Measurement SW: DASY52, Version 52.10 (4);SEMCAD X Version 14.6.14 (7483)

LTE Band 48 E-Field measurement/Voice_ch 56207 RB 1/0/Hearing Aid Compatibility Test (101x101x1): Interpolated grid: dx=0.5000 mm, dy=0.5000 mm

Device Reference Point: 0, 0, -6.3 mm
Reference Value = 31.20 V/m; Power Drift = -0.03 dB
Applied MIF = -1.44 dB
RF audio interference level = 25.53 dBV/m
Emission category: M4

MIF scaled E-field

Grid 1 **M4** **25.35 dBV/m**	Grid 2 **M4** **25.49 dBV/m**	Grid 3 **M4** **25.14 dBV/m**
Grid 4 **M4** **24.28 dBV/m**	Grid 5 **M4** **25.53 dBV/m**	Grid 6 **M4** **25.14 dBV/m**
Grid 7 **M4** **21.79 dBV/m**	Grid 8 **M4** **22.61 dBV/m**	Grid 9 **M4** **21.82 dBV/m**

Cursor:
Total = 25.53 dBV/m
E Category: M4
Location: -2, -6.5, 7.7 mm



0 dB = 18.90 V/m = 25.53 dBV/m

LTE Band 48

Communication System: UID 10173 - CAG, LTE-TDD (SC-FDMA, 1 RB, 20 MHz, 16-QAM); Frequency: 3690 MHz; Duty Cycle: 1:8.8736
Phantom section: RF Section
DASY5 Configuration:
- Probe: EF3DV3 - SN4064; ConvF(1, 1, 1) @ 3690 MHz; Calibrated: 2021-11-24
- Sensor-Surface: (Fix Surface)
- Electronics: DAE3 Sn479; Calibrated: 2021-10-12
- Phantom: HAC Test Arch with AMCC; Type: SD HAC P01 BB
- Measurement SW: DASY52, Version 52.10 (4);SEMCAD X Version 14.6.14 (7483)

LTE Band 48 E-Field measurement/Voice_ch 56640 RB 1/0/Hearing Aid Compatibility Test (101x101x1): Interpolated grid: dx=0.5000 mm, dy=0.5000 mm

Device Reference Point: 0, 0, -6.3 mm
Reference Value = 28.37 V/m; Power Drift = -0.03 dB
Applied MIF = -1.44 dB
RF audio interference level = 25.10 dBV/m
Emission category: M4

MIF scaled E-field

Grid 1 **M4** **25.1 dBV/m**	Grid 2 **M4** **25.1 dBV/m**	Grid 3 **M4** **23.81 dBV/m**
Grid 4 **M4** **22.87 dBV/m**	Grid 5 **M4** **24.36 dBV/m**	Grid 6 **M4** **24.09 dBV/m**
Grid 7 **M4** **21.34 dBV/m**	Grid 8 **M4** **22.92 dBV/m**	Grid 9 **M4** **22.61 dBV/m**

Cursor:
Total = 25.10 dBV/m
E Category: M4
Location: 8.5, -25, 7.7 mm



0 dB = 17.98 V/m = 25.10 dBV/m

NR Band n41

Communication System: UID 10973 - AAA, 5G NR (DFT-s-OFDM, 1 RB, 100 MHz, QPSK, 30 kHz); Frequency: 2546.01 MHz; Duty Cycle: 1:8.05008
Phantom section: RF Section
DASY5 Configuration:
- Probe: EF3DV3 - SN4064; ConvF(1, 1, 1) @ 2546.01 MHz; Calibrated: 2021-11-24
- Sensor-Surface: (Fix Surface)
- Electronics: DAE3 Sn479; Calibrated: 2021-10-12
- Phantom: HAC Test Arch with AMCC; Type: SD HAC P01 BB
- Measurement SW: DASY52, Version 52.10 (4);SEMCAD X Version 14.6.14 (7483)

NR Band n41 E-Field measurement/Voice_ch 509202 RB 1/1/Hearing Aid Compatibility Test (101x101x1): Interpolated grid: dx=0.5000 mm, dy=0.5000 mm

Device Reference Point: 0, 0, -6.3 mm
Reference Value = 13.63 V/m; Power Drift = 0.09 dB
Applied MIF = -1.64 dB
RF audio interference level = 22.84 dBV/m
Emission category: M4

MIF scaled E-field

Grid 1 **M4** **21.43 dBV/m**	Grid 2 **M4** **22.84 dBV/m**	Grid 3 **M4** **22.27 dBV/m**
Grid 4 **M4** **17.61 dBV/m**	Grid 5 **M4** **20.5 dBV/m**	Grid 6 **M4** **20.47 dBV/m**
Grid 7 **M4** **14.77 dBV/m**	Grid 8 **M4** **17.91 dBV/m**	Grid 9 **M4** **17.96 dBV/m**

Cursor:
Total = 22.84 dBV/m
E Category: M4
Location: -1.5, -25, 7.7 mm

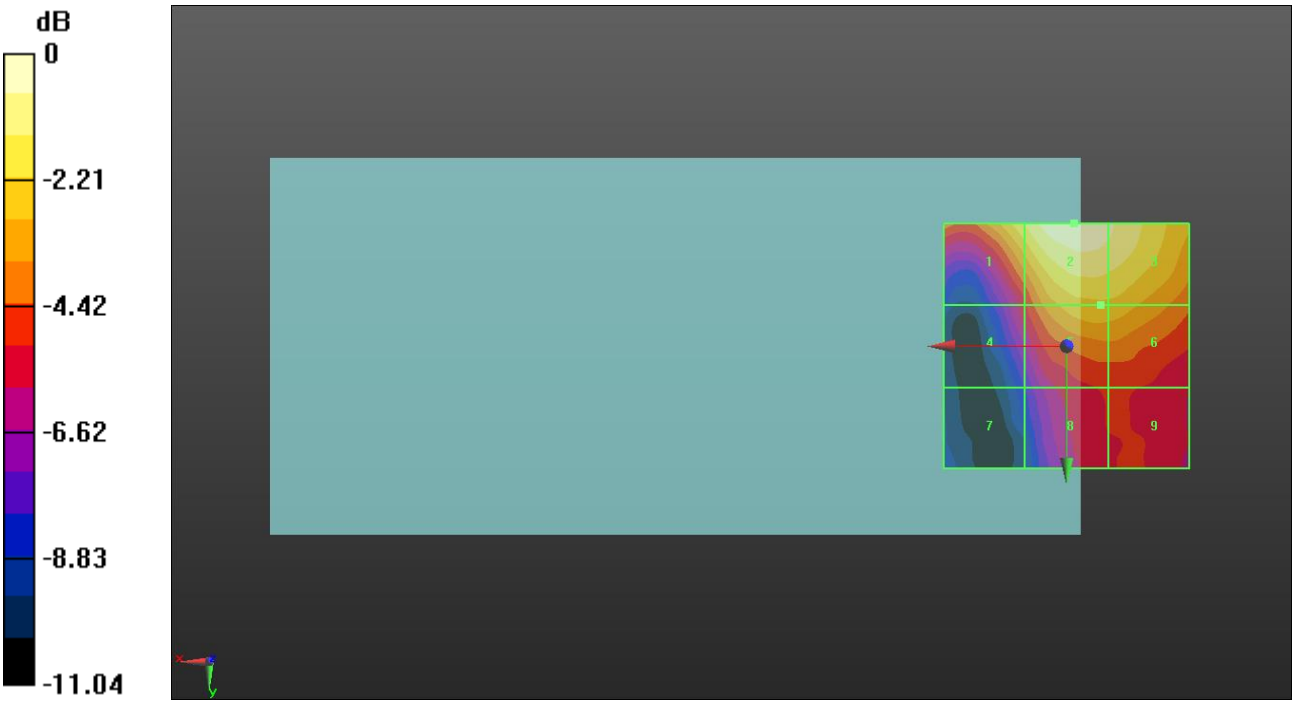

0 dB = 13.86 V/m = 22.84 dBV/m

NR Band n41

Communication System: UID 10973 - AAA, 5G NR (DFT-s-OFDM, 1 RB, 100 MHz, QPSK, 30 kHz); Frequency: 2592.99 MHz; Duty Cycle: 1:8.05008
Phantom section: RF Section
DASY5 Configuration:
- Probe: EF3DV3 - SN4064; ConvF(1, 1, 1) @ 2592.99 MHz; Calibrated: 2021-11-24
- Sensor-Surface: (Fix Surface)
- Electronics: DAE3 Sn479; Calibrated: 2021-10-12
- Phantom: HAC Test Arch with AMCC; Type: SD HAC P01 BB
- Measurement SW: DASY52, Version 52.10 (4);SEMCAD X Version 14.6.14 (7483)

NR Band n41 E-Field measurement/Voice_ch 518598 RB 1/1/Hearing Aid Compatibility Test (101x101x1): Interpolated grid: dx=0.5000 mm, dy=0.5000 mm

Device Reference Point: 0, 0, -6.3 mm
Reference Value = 16.21 V/m; Power Drift = -0.12 dB
Applied MIF = -1.64 dB
RF audio interference level = 23.35 dBV/m
Emission category: M4

MIF scaled E-field

Grid 1 **M4** **21.31 dBV/m**	Grid 2 **M4** **23.35 dBV/m**	Grid 3 **M4** **22.91 dBV/m**
Grid 4 **M4** **18.35 dBV/m**	Grid 5 **M4** **21.49 dBV/m**	Grid 6 **M4** **21.32 dBV/m**
Grid 7 **M4** **15.88 dBV/m**	Grid 8 **M4** **18.73 dBV/m**	Grid 9 **M4** **18.74 dBV/m**

Cursor:
Total = 23.35 dBV/m
E Category: M4
Location: -2, -25, 7.7 mm



0 dB = 14.70 V/m = 23.35 dBV/m

NR Band n41

Communication System: UID 10973 - AAA, 5G NR (DFT-s-OFDM, 1 RB, 100 MHz, QPSK, 30 kHz); Frequency: 2640 MHz; Duty Cycle: 1:8.05008
Phantom section: RF Section
DASY5 Configuration:
- Probe: EF3DV3 - SN4064; ConvF(1, 1, 1) @ 2640 MHz; Calibrated: 2021-11-24
- Sensor-Surface: (Fix Surface)
- Electronics: DAE3 Sn479; Calibrated: 2021-10-12
- Phantom: HAC Test Arch with AMCC; Type: SD HAC P01 BB
- Measurement SW: DASY52, Version 52.10 (4);SEMCAD X Version 14.6.14 (7483)

NR Band n41 E-Field measurement/Voice_ch 528000 RB 1/1/Hearing Aid Compatibility Test (101x101x1): Interpolated grid: dx=0.5000 mm, dy=0.5000 mm

Device Reference Point: 0, 0, -6.3 mm
Reference Value = 14.53 V/m; Power Drift = 0.07 dB
Applied MIF = -1.64 dB
RF audio interference level = 22.62 dBV/m
Emission category: M4

MIF scaled E-field

Grid 1 **M4** **20.36 dBV/m**	Grid 2 **M4** **22.62 dBV/m**	Grid 3 **M4** **22.22 dBV/m**
Grid 4 **M4** **16.77 dBV/m**	Grid 5 **M4** **20.78 dBV/m**	Grid 6 **M4** **20.77 dBV/m**
Grid 7 **M4** **16.72 dBV/m**	Grid 8 **M4** **18.92 dBV/m**	Grid 9 **M4** **18.93 dBV/m**

Cursor:
Total = 22.62 dBV/m
E Category: M4
Location: -2, -25, 7.7 mm



0 dB = 13.52 V/m = 22.62 dBV/m

NR Band n41

Communication System: UID 10973 - AAA, 5G NR (DFT-s-OFDM, 1 RB, 100 MHz, QPSK, 30 kHz); Frequency: 2546.01 MHz; Duty Cycle: 1:8.05008
Phantom section: RF Section
DASY5 Configuration:
- Probe: EF3DV3 - SN4064; ConvF(1, 1, 1) @ 2546.01 MHz; Calibrated: 2021-11-24
- Sensor-Surface: (Fix Surface)
- Electronics: DAE3 Sn479; Calibrated: 2021-10-12
- Phantom: HAC Test Arch with AMCC; Type: SD HAC P01 BB
- Measurement SW: DASY52, Version 52.10 (4);SEMCAD X Version 14.6.14 (7483)

NR Band n41 PC2 E-Field measurement/Voice_ch 509202 RB 1/1/Hearing Aid Compatibility Test (101x101x1): Interpolated grid: dx=0.5000 mm, dy=0.5000 mm

Device Reference Point: 0, 0, -6.3 mm
Reference Value = 16.20 V/m; Power Drift = 0.06 dB
Applied MIF = -1.64 dB
RF audio interference level = 24.33 dBV/m
Emission category: M4

MIF scaled E-field

Grid 1 **M4** **23.05 dBV/m**	Grid 2 **M4** **24.33 dBV/m**	Grid 3 **M4** **23.89 dBV/m**
Grid 4 **M4** **19.33 dBV/m**	Grid 5 **M4** **22.02 dBV/m**	Grid 6 **M4** **21.95 dBV/m**
Grid 7 **M4** **16.22 dBV/m**	Grid 8 **M4** **19.36 dBV/m**	Grid 9 **M4** **19.37 dBV/m**

Cursor:
Total = 24.33 dBV/m
E Category: M4
Location: -1.5, -25, 7.7 mm

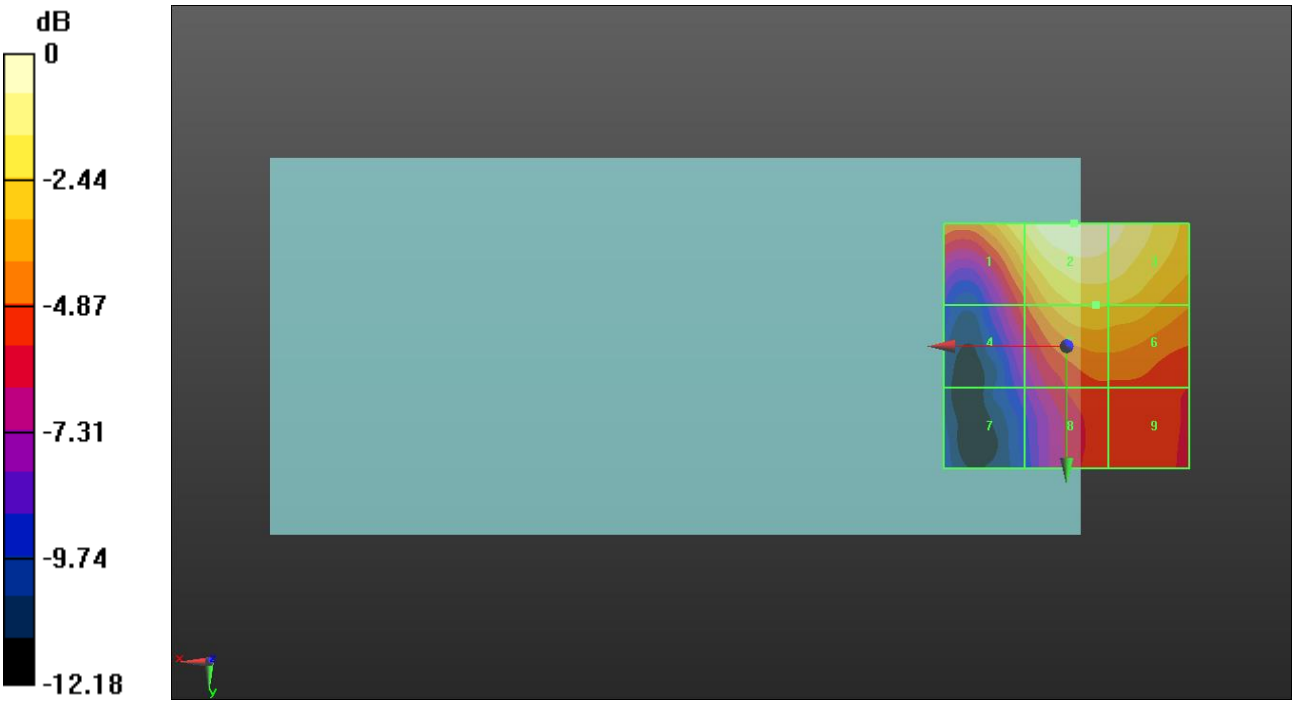

0 dB = 16.47 V/m = 24.33 dBV/m

NR Band n41

Communication System: UID 10973 - AAA, 5G NR (DFT-s-OFDM, 1 RB, 100 MHz, QPSK, 30 kHz); Frequency: 2592.99 MHz; Duty Cycle: 1:8.05008
Phantom section: RF Section
DASY5 Configuration:
- Probe: EF3DV3 - SN4064; ConvF(1, 1, 1) @ 2592.99 MHz; Calibrated: 2021-11-24
- Sensor-Surface: (Fix Surface)
- Electronics: DAE3 Sn479; Calibrated: 2021-10-12
- Phantom: HAC Test Arch with AMCC; Type: SD HAC P01 BB
- Measurement SW: DASY52, Version 52.10 (4);SEMCAD X Version 14.6.14 (7483)

NR Band n41 PC2 E-Field measurement/Voice_ch 518598 RB 1/1/Hearing Aid Compatibility Test (101x101x1): Interpolated grid: dx=0.5000 mm, dy=0.5000 mm

Device Reference Point: 0, 0, -6.3 mm
Reference Value = 19.96 V/m; Power Drift = -0.04 dB
Applied MIF = -1.64 dB
RF audio interference level = 25.27 dBV/m
Emission category: M4

MIF scaled E-field

Grid 1 **M4** **23.2 dBV/m**	Grid 2 **M4** **25.27 dBV/m**	Grid 3 **M4** **24.84 dBV/m**
Grid 4 **M4** **20.28 dBV/m**	Grid 5 **M4** **23.42 dBV/m**	Grid 6 **M4** **23.28 dBV/m**
Grid 7 **M4** **17.14 dBV/m**	Grid 8 **M4** **20.82 dBV/m**	Grid 9 **M4** **20.82 dBV/m**

Cursor:
Total = 25.27 dBV/m
E Category: M4
Location: -2, -25, 7.7 mm



0 dB = 18.35 V/m = 25.27 dBV/m

NR Band n41

Communication System: UID 10973 - AAA, 5G NR (DFT-s-OFDM, 1 RB, 100 MHz, QPSK, 30 kHz); Frequency: 2640 MHz; Duty Cycle: 1:8.05008
Phantom section: RF Section
DASY5 Configuration:
- Probe: EF3DV3 - SN4064; ConvF(1, 1, 1) @ 2640 MHz; Calibrated: 2021-11-24
- Sensor-Surface: (Fix Surface)
- Electronics: DAE3 Sn479; Calibrated: 2021-10-12
- Phantom: HAC Test Arch with AMCC; Type: SD HAC P01 BB
- Measurement SW: DASY52, Version 52.10 (4);SEMCAD X Version 14.6.14 (7483)

NR Band n41 PC2 E-Field measurement/Voice_ch 528000 RB 1/1/Hearing Aid Compatibility Test (101x101x1): Interpolated grid: dx=0.5000 mm, dy=0.5000 mm

Device Reference Point: 0, 0, -6.3 mm
Reference Value = 18.06 V/m; Power Drift = 0.10 dB
Applied MIF = -1.64 dB
RF audio interference level = 24.53 dBV/m
Emission category: M4

MIF scaled E-field

Grid 1 **M4** **22.25 dBV/m**	Grid 2 **M4** **24.53 dBV/m**	Grid 3 **M4** **24.1 dBV/m**
Grid 4 **M4** **18.51 dBV/m**	Grid 5 **M4** **22.66 dBV/m**	Grid 6 **M4** **22.6 dBV/m**
Grid 7 **M4** **18.04 dBV/m**	Grid 8 **M4** **20.83 dBV/m**	Grid 9 **M4** **20.77 dBV/m**

Cursor:
Total = 24.53 dBV/m
E Category: M4
Location: -2, -25, 7.7 mm



0 dB = 16.84 V/m = 24.53 dBV/m

NR Band n48

Communication System: UID 10973 - AAA, 5G NR (DFT-s-OFDM, 1 RB, 100 MHz, QPSK, 30 kHz); Frequency: 3570 MHz; Duty Cycle: 1:8.05008
Phantom section: RF Section
DASY5 Configuration:
- Probe: EF3DV3 - SN4064; ConvF(1, 1, 1) @ 3570 MHz; Calibrated: 2021-11-24
- Sensor-Surface: (Fix Surface)
- Electronics: DAE3 Sn479; Calibrated: 2021-10-12
- Phantom: HAC Test Arch with AMCC; Type: SD HAC P01 BB
- Measurement SW: DASY52, Version 52.10 (4);SEMCAD X Version 14.6.14 (7483)

NR Band n48 E-Field measurement/Voice_ch 638000 RB 1/1/Hearing Aid Compatibility Test (101x101x1): Interpolated grid: dx=0.5000 mm, dy=0.5000 mm

Device Reference Point: 0, 0, -6.3 mm
Reference Value = 15.45 V/m; Power Drift = 0.01 dB
Applied MIF = -1.64 dB
RF audio interference level = 24.79 dBV/m
Emission category: M4

MIF scaled E-field

Grid 1 **M4** **24.55 dBV/m**	Grid 2 **M4** **24.79 dBV/m**	Grid 3 **M4** **22.34 dBV/m**
Grid 4 **M4** **19.61 dBV/m**	Grid 5 **M4** **19.79 dBV/m**	Grid 6 **M4** **19.41 dBV/m**
Grid 7 **M4** **17.88 dBV/m**	Grid 8 **M4** **18.02 dBV/m**	Grid 9 **M4** **18.02 dBV/m**

Cursor:
Total = 24.79 dBV/m
E Category: M4
Location: 5, -25, 7.7 mm



0 dB = 17.36 V/m = 24.79 dBV/m

NR Band n48

Communication System: UID 10973 - AAA, 5G NR (DFT-s-OFDM, 1 RB, 100 MHz, QPSK, 30 kHz); Frequency: 3606.66 MHz; Duty Cycle: 1:8.05008
Phantom section: RF Section
DASY5 Configuration:
- Probe: EF3DV3 - SN4064; ConvF(1, 1, 1) @ 3606.66 MHz; Calibrated: 2021-11-24
- Sensor-Surface: (Fix Surface)
- Electronics: DAE3 Sn479; Calibrated: 2021-10-12
- Phantom: HAC Test Arch with AMCC; Type: SD HAC P01 BB
- Measurement SW: DASY52, Version 52.10 (4);SEMCAD X Version 14.6.14 (7483)

NR Band n48 E-Field measurement/Voice_ch 640444 RB 1/1/Hearing Aid Compatibility Test (101x101x1): Interpolated grid: dx=0.5000 mm, dy=0.5000 mm

Device Reference Point: 0, 0, -6.3 mm
Reference Value = 16.16 V/m; Power Drift = -0.00 dB
Applied MIF = -1.64 dB
RF audio interference level = 24.84 dBV/m
Emission category: M4

MIF scaled E-field

Grid 1 **M4** **24.6 dBV/m**	Grid 2 **M4** **24.84 dBV/m**	Grid 3 **M4** **22.94 dBV/m**
Grid 4 **M4** **20.47 dBV/m**	Grid 5 **M4** **20.8 dBV/m**	Grid 6 **M4** **20.18 dBV/m**
Grid 7 **M4** **17.3 dBV/m**	Grid 8 **M4** **18.53 dBV/m**	Grid 9 **M4** **18.19 dBV/m**

Cursor:
Total = 24.84 dBV/m
E Category: M4
Location: 3, -25, 7.7 mm

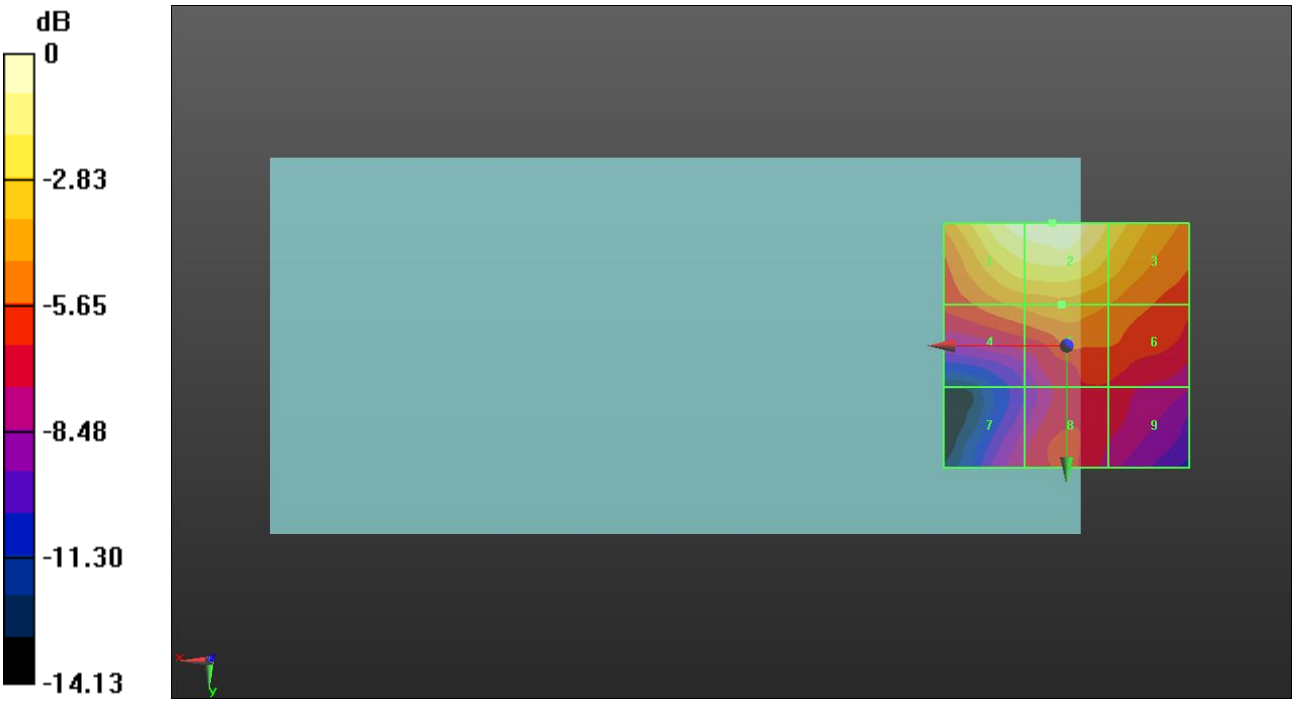

0 dB = 17.47 V/m = 24.85 dBV/m

NR Band n48

Communication System: UID 10973 - AAA, 5G NR (DFT-s-OFDM, 1 RB, 100 MHz, QPSK, 30 kHz); Frequency: 3643.32 MHz; Duty Cycle: 1:8.05008
Phantom section: RF Section
DASY5 Configuration:
- Probe: EF3DV3 - SN4064; ConvF(1, 1, 1) @ 3643.32 MHz; Calibrated: 2021-11-24
- Sensor-Surface: (Fix Surface)
- Electronics: DAE3 Sn479; Calibrated: 2021-10-12
- Phantom: HAC Test Arch with AMCC; Type: SD HAC P01 BB
- Measurement SW: DASY52, Version 52.10 (4);SEMCAD X Version 14.6.14 (7483)

NR Band n48 E-Field measurement/Voice_ch 642888 RB 1/1/Hearing Aid Compatibility Test (101x101x1): Interpolated grid: dx=0.5000 mm, dy=0.5000 mm

Device Reference Point: 0, 0, -6.3 mm
Reference Value = 20.94 V/m; Power Drift = -0.04 dB
Applied MIF = -1.64 dB
RF audio interference level = 25.19 dBV/m
Emission category: M4

MIF scaled E-field

Grid 1 **M4** **25.04 dBV/m**	Grid 2 **M4** **25.19 dBV/m**	Grid 3 **M4** **23.44 dBV/m**
Grid 4 **M4** **21.69 dBV/m**	Grid 5 **M4** **22.13 dBV/m**	Grid 6 **M4** **21.8 dBV/m**
Grid 7 **M4** **18.05 dBV/m**	Grid 8 **M4** **19.44 dBV/m**	Grid 9 **M4** **19.15 dBV/m**

Cursor:
Total = 25.19 dBV/m
E Category: M4
Location: 5, -25, 7.7 mm

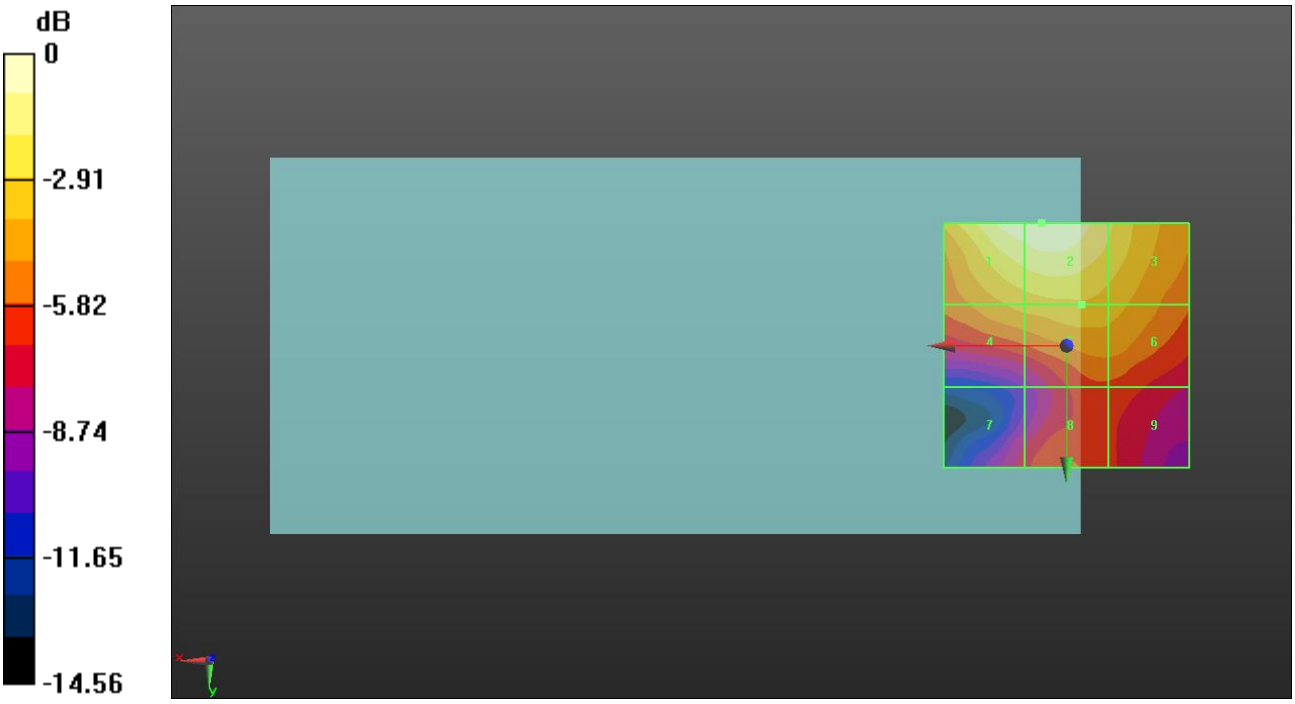

0 dB = 18.17 V/m = 25.19 dBV/m

NR Band n48

Communication System: UID 10973 - AAA, 5G NR (DFT-s-OFDM, 1 RB, 100 MHz, QPSK, 30 kHz); Frequency: 3679.98 MHz; Duty Cycle: 1:8.05008
Phantom section: RF Section
DASY5 Configuration:
- Probe: EF3DV3 - SN4064; ConvF(1, 1, 1) @ 3679.98 MHz; Calibrated: 2021-11-24
- Sensor-Surface: (Fix Surface)
- Electronics: DAE3 Sn479; Calibrated: 2021-10-12
- Phantom: HAC Test Arch with AMCC; Type: SD HAC P01 BB
- Measurement SW: DASY52, Version 52.10 (4);SEMCAD X Version 14.6.14 (7483)

NR Band n48 E-Field measurement/Voice_ch 645332 RB 1/1/Hearing Aid Compatibility Test (101x101x1): Interpolated grid: dx=0.5000 mm, dy=0.5000 mm

Device Reference Point: 0, 0, -6.3 mm
Reference Value = 20.88 V/m; Power Drift = 0.05 dB
Applied MIF = -1.64 dB
RF audio interference level = 24.79 dBV/m
Emission category: M4

MIF scaled E-field

Grid 1 **M4** **24.75 dBV/m**	Grid 2 **M4** **24.79 dBV/m**	Grid 3 **M4** **23.15 dBV/m**
Grid 4 **M4** **21.38 dBV/m**	Grid 5 **M4** **22.15 dBV/m**	Grid 6 **M4** **21.94 dBV/m**
Grid 7 **M4** **17.69 dBV/m**	Grid 8 **M4** **19.7 dBV/m**	Grid 9 **M4** **19.58 dBV/m**

Cursor:
Total = 24.79 dBV/m
E Category: M4
Location: 6.5, -25, 7.7 mm



0 dB = 17.35 V/m = 24.79 dBV/m

NR Band n77

Communication System: UID 10973 - AAA, 5G NR (DFT-s-OFDM, 1 RB, 100 MHz, QPSK, 30 kHz); Frequency: 3500.01 MHz; Duty Cycle: 1:8.05008
Phantom section: RF Section
DASY5 Configuration:
- Probe: EF3DV3 - SN4064; ConvF(1, 1, 1) @ 3500.01 MHz; Calibrated: 2021-11-24
- Sensor-Surface: (Fix Surface)
- Electronics: DAE3 Sn479; Calibrated: 2021-10-12
- Phantom: HAC Test Arch with AMCC; Type: SD HAC P01 BB
- Measurement SW: DASY52, Version 52.10 (4);SEMCAD X Version 14.6.14 (7483)

NR Band n77 E-Field measurement/Voice_ch 633334 RB 1/1/Hearing Aid Compatibility Test (101x101x1): Interpolated grid: dx=0.5000 mm, dy=0.5000 mm

Device Reference Point: 0, 0, -6.3 mm
Reference Value = 16.40 V/m; Power Drift = -0.02 dB
Applied MIF = -1.64 dB
RF audio interference level = 21.38 dBV/m
Emission category: M4

MIF scaled E-field

Grid 1 **M4** **21.33 dBV/m**	Grid 2 **M4** **21.38 dBV/m**	Grid 3 **M4** **18.73 dBV/m**
Grid 4 **M4** **16.43 dBV/m**	Grid 5 **M4** **18.71 dBV/m**	Grid 6 **M4** **18.59 dBV/m**
Grid 7 **M4** **16.4 dBV/m**	Grid 8 **M4** **18.27 dBV/m**	Grid 9 **M4** **17.76 dBV/m**

Cursor:
Total = 21.38 dBV/m
E Category: M4
Location: 7, -25, 7.7 mm

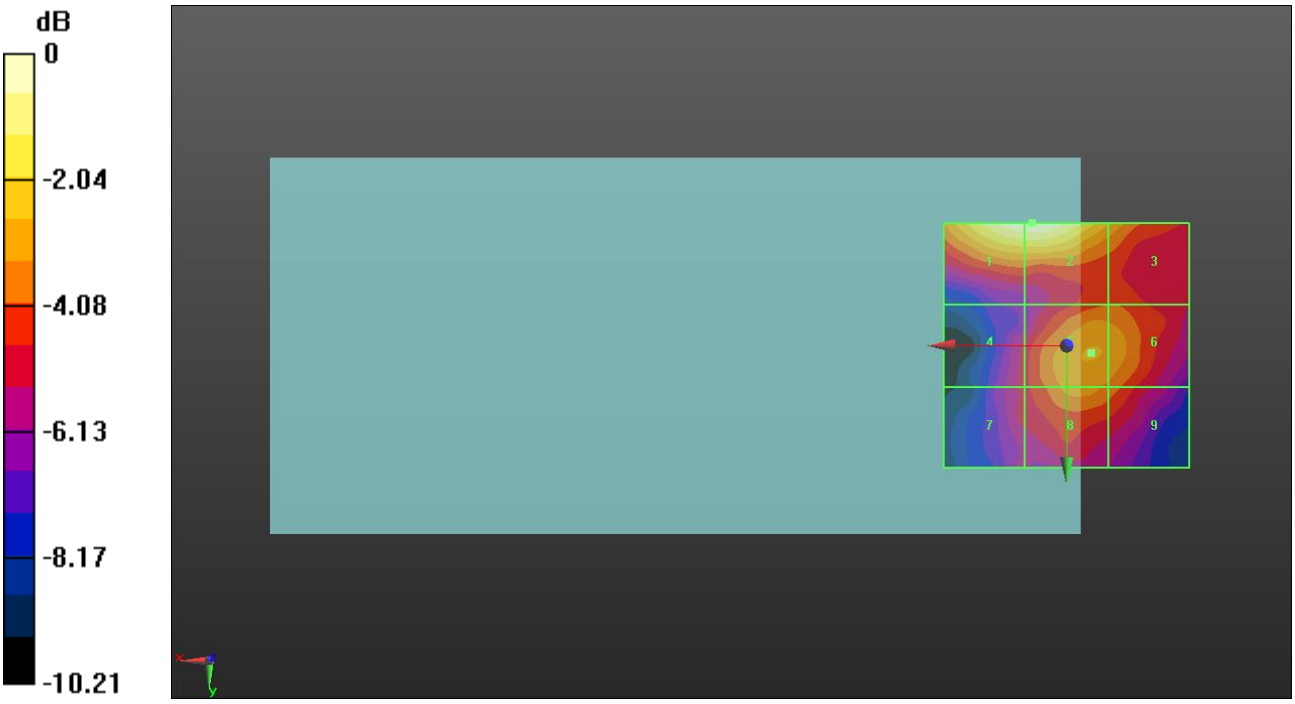

0 dB = 11.72 V/m = 21.38 dBV/m

NR Band n77

Communication System: UID 10973 - AAA, 5G NR (DFT-s-OFDM, 1 RB, 100 MHz, QPSK, 30 kHz); Frequency: 3750 MHz; Duty Cycle: 1:8.05008
Phantom section: RF Section
DASY5 Configuration:
- Probe: EF3DV3 - SN4064; ConvF(1, 1, 1) @ 3750 MHz; Calibrated: 2021-11-24
- Sensor-Surface: (Fix Surface)
- Electronics: DAE3 Sn479; Calibrated: 2021-10-12
- Phantom: HAC Test Arch with AMCC; Type: SD HAC P01 BB
- Measurement SW: DASY52, Version 52.10 (4);SEMCAD X Version 14.6.14 (7483)

NR Band n77 E-Field measurement/Voice_ch 650000 RB 1/1/Hearing Aid Compatibility Test (101x101x1): Interpolated grid: dx=0.5000 mm, dy=0.5000 mm

Device Reference Point: 0, 0, -6.3 mm
Reference Value = 16.63 V/m; Power Drift = -0.10 dB
Applied MIF = -1.64 dB
RF audio interference level = 23.59 dBV/m
Emission category: M4

MIF scaled E-field

Grid 1 **M4** **23.43 dBV/m**	Grid 2 **M4** **23.59 dBV/m**	Grid 3 **M4** **21.93 dBV/m**
Grid 4 **M4** **19.48 dBV/m**	Grid 5 **M4** **20.02 dBV/m**	Grid 6 **M4** **19.94 dBV/m**
Grid 7 **M4** **15.67 dBV/m**	Grid 8 **M4** **17.71 dBV/m**	Grid 9 **M4** **17.75 dBV/m**

Cursor:
Total = 23.59 dBV/m
E Category: M4
Location: 5.5, -25, 7.7 mm

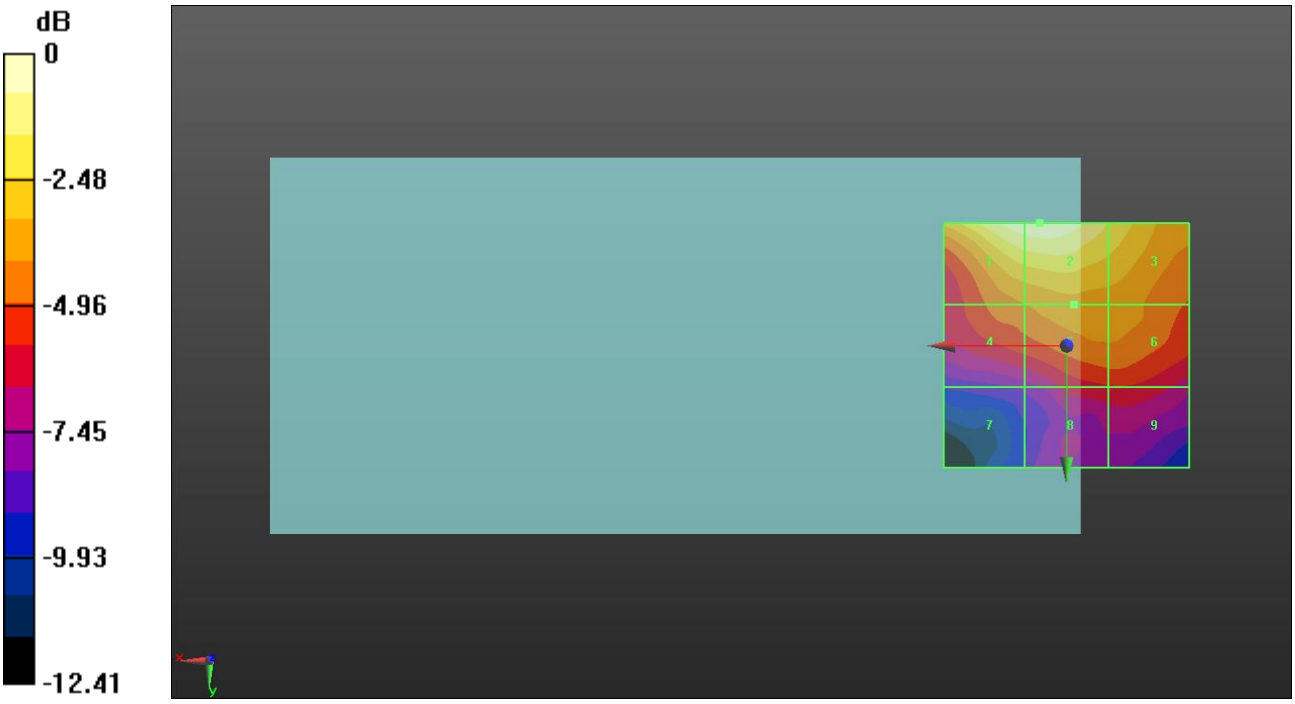

0 dB = 15.12 V/m = 23.59 dBV/m

NR Band n77

Communication System: UID 10973 - AAA, 5G NR (DFT-s-OFDM, 1 RB, 100 MHz, QPSK, 30 kHz); Frequency: 3840 MHz; Duty Cycle: 1:8.05008
Phantom section: RF Section
DASY5 Configuration:
- Probe: EF3DV3 - SN4064; ConvF(1, 1, 1) @ 3840 MHz; Calibrated: 2021-11-24
- Sensor-Surface: (Fix Surface)
- Electronics: DAE3 Sn479; Calibrated: 2021-10-12
- Phantom: HAC Test Arch with AMCC; Type: SD HAC P01 BB
- Measurement SW: DASY52, Version 52.10 (4);SEMCAD X Version 14.6.14 (7483)

NR Band n77 E-Field measurement/Voice_ch 656000 RB 1/1/Hearing Aid Compatibility Test (101x101x1): Interpolated grid: dx=0.5000 mm, dy=0.5000 mm

Device Reference Point: 0, 0, -6.3 mm
Reference Value = 21.15 V/m; Power Drift = 0.03 dB
Applied MIF = -1.64 dB
RF audio interference level = 24.47 dBV/m
Emission category: M4

MIF scaled E-field

Grid 1 **M4** **24.02 dBV/m**	Grid 2 **M4** **24.47 dBV/m**	Grid 3 **M4** **23.13 dBV/m**
Grid 4 **M4** **20.86 dBV/m**	Grid 5 **M4** **22.16 dBV/m**	Grid 6 **M4** **21.99 dBV/m**
Grid 7 **M4** **18.46 dBV/m**	Grid 8 **M4** **20.09 dBV/m**	Grid 9 **M4** **19.94 dBV/m**

Cursor:
Total = 24.47 dBV/m
E Category: M4
Location: 2.5, -25, 7.7 mm



0 dB = 16.73 V/m = 24.47 dBV/m

NR Band n77

Communication System: UID 10973 - AAA, 5G NR (DFT-s-OFDM, 1 RB, 100 MHz, QPSK, 30 kHz); Frequency: 3930 MHz; Duty Cycle: 1:8.05008
Phantom section: RF Section
DASY5 Configuration:
- Probe: EF3DV3 - SN4064; ConvF(1, 1, 1) @ 3930 MHz; Calibrated: 2021-11-24
- Sensor-Surface: (Fix Surface)
- Electronics: DAE3 Sn479; Calibrated: 2021-10-12
- Phantom: HAC Test Arch with AMCC; Type: SD HAC P01 BB
- Measurement SW: DASY52, Version 52.10 (4);SEMCAD X Version 14.6.14 (7483)

NR Band n77 E-Field measurement/Voice_ch 662000 RB 1/1/Hearing Aid Compatibility Test (101x101x1): Interpolated grid: dx=0.5000 mm, dy=0.5000 mm

Device Reference Point: 0, 0, -6.3 mm
Reference Value = 21.64 V/m; Power Drift = 0.01 dB
Applied MIF = -1.64 dB
RF audio interference level = 24.33 dBV/m
Emission category: M4

MIF scaled E-field

Grid 1 **M4** **23.56 dBV/m**	Grid 2 **M4** **24.33 dBV/m**	Grid 3 **M4** **23.13 dBV/m**
Grid 4 **M4** **19.46 dBV/m**	Grid 5 **M4** **21.94 dBV/m**	Grid 6 **M4** **21.77 dBV/m**
Grid 7 **M4** **18.68 dBV/m**	Grid 8 **M4** **21.06 dBV/m**	Grid 9 **M4** **20.82 dBV/m**

Cursor:
Total = 24.33 dBV/m
E Category: M4
Location: 1.5, -25, 7.7 mm



0 dB = 16.47 V/m = 24.33 dBV/m

NR Band n77

Communication System: UID 10973 - AAA, 5G NR (DFT-s-OFDM, 1 RB, 100 MHz, QPSK, 30 kHz); Frequency: 3500.01 MHz; Duty Cycle: 1:8.05008
Phantom section: RF Section
DASY5 Configuration:
- Probe: EF3DV3 - SN4064; ConvF(1, 1, 1) @ 3500.01 MHz; Calibrated: 2021-11-24
- Sensor-Surface: (Fix Surface)
- Electronics: DAE3 Sn479; Calibrated: 2021-10-12
- Phantom: HAC Test Arch with AMCC; Type: SD HAC P01 BB
- Measurement SW: DASY52, Version 52.10 (4);SEMCAD X Version 14.6.14 (7483)

NR Band n77 PC2 E-Field measurement/Voice_ch 633334 RB 1/1/Hearing Aid Compatibility Test (101x101x1): Interpolated grid: dx=0.5000 mm, dy=0.5000 mm

Device Reference Point: 0, 0, -6.3 mm
Reference Value = 18.51 V/m; Power Drift = 0.09 dB
Applied MIF = -1.64 dB
RF audio interference level = 22.40 dBV/m
Emission category: M4

MIF scaled E-field

Grid 1 **M4** **22.38 dBV/m**	Grid 2 **M4** **22.4 dBV/m**	Grid 3 **M4** **19.79 dBV/m**
Grid 4 **M4** **17.36 dBV/m**	Grid 5 **M4** **19.82 dBV/m**	Grid 6 **M4** **19.65 dBV/m**
Grid 7 **M4** **17.2 dBV/m**	Grid 8 **M4** **19.27 dBV/m**	Grid 9 **M4** **18.76 dBV/m**

Cursor:
Total = 22.40 dBV/m
E Category: M4
Location: 7.5, -25, 7.7 mm



0 dB = 13.19 V/m = 22.40 dBV/m

NR Band n77

Communication System: UID 10973 - AAA, 5G NR (DFT-s-OFDM, 1 RB, 100 MHz, QPSK, 30 kHz); Frequency: 3750 MHz; Duty Cycle: 1:8.05008
Phantom section: RF Section
DASY5 Configuration:
- Probe: EF3DV3 - SN4064; ConvF(1, 1, 1) @ 3750 MHz; Calibrated: 2021-11-24
- Sensor-Surface: (Fix Surface)
- Electronics: DAE3 Sn479; Calibrated: 2021-10-12
- Phantom: HAC Test Arch with AMCC; Type: SD HAC P01 BB
- Measurement SW: DASY52, Version 52.10 (4);SEMCAD X Version 14.6.14 (7483)

NR Band n77 PC2 E-Field measurement/Voice_ch 650000 RB 1/1/Hearing Aid Compatibility Test (101x101x1): Interpolated grid: dx=0.5000 mm, dy=0.5000 mm

Device Reference Point: 0, 0, -6.3 mm
Reference Value = 18.76 V/m; Power Drift = -0.11 dB
Applied MIF = -1.64 dB
RF audio interference level = 24.73 dBV/m
Emission category: M4

MIF scaled E-field

Grid 1 **M4** **24.62 dBV/m**	Grid 2 **M4** **24.73 dBV/m**	Grid 3 **M4** **23.2 dBV/m**
Grid 4 **M4** **20.62 dBV/m**	Grid 5 **M4** **21.35 dBV/m**	Grid 6 **M4** **21.29 dBV/m**
Grid 7 **M4** **16.81 dBV/m**	Grid 8 **M4** **19.25 dBV/m**	Grid 9 **M4** **19.25 dBV/m**

Cursor:
Total = 24.73 dBV/m
E Category: M4
Location: 5, -25, 7.7 mm



0 dB = 17.25 V/m = 24.74 dBV/m

NR Band n77

Communication System: UID 10973 - AAA, 5G NR (DFT-s-OFDM, 1 RB, 100 MHz, QPSK, 30 kHz); Frequency: 3840 MHz; Duty Cycle: 1:8.05008
Phantom section: RF Section
DASY5 Configuration:
- Probe: EF3DV3 - SN4064; ConvF(1, 1, 1) @ 3840 MHz; Calibrated: 2021-11-24
- Sensor-Surface: (Fix Surface)
- Electronics: DAE3 Sn479; Calibrated: 2021-10-12
- Phantom: HAC Test Arch with AMCC; Type: SD HAC P01 BB
- Measurement SW: DASY52, Version 52.10 (4);SEMCAD X Version 14.6.14 (7483)

NR Band n77 PC2 E-Field measurement/Voice_ch 656000 RB 1/1/Hearing Aid Compatibility Test (101x101x1): Interpolated grid: dx=0.5000 mm, dy=0.5000 mm

Device Reference Point: 0, 0, -6.3 mm
Reference Value = 24.43 V/m; Power Drift = -0.05 dB
Applied MIF = -1.64 dB
RF audio interference level = 25.55 dBV/m
Emission category: M4

MIF scaled E-field

Grid 1 **M4** **25.03 dBV/m**	Grid 2 **M4** **25.55 dBV/m**	Grid 3 **M4** **24.17 dBV/m**
Grid 4 **M4** **21.64 dBV/m**	Grid 5 **M4** **23.16 dBV/m**	Grid 6 **M4** **22.99 dBV/m**
Grid 7 **M4** **19.07 dBV/m**	Grid 8 **M4** **20.89 dBV/m**	Grid 9 **M4** **20.75 dBV/m**

Cursor:
Total = 25.55 dBV/m
E Category: M4
Location: 2.5, -25, 7.7 mm



0 dB = 18.94 V/m = 25.55 dBV/m

NR Band n77

Communication System: UID 10973 - AAA, 5G NR (DFT-s-OFDM, 1 RB, 100 MHz, QPSK, 30 kHz); Frequency: 3930 MHz; Duty Cycle: 1:8.05008
Phantom section: RF Section
DASY5 Configuration:
- Probe: EF3DV3 - SN4064; ConvF(1, 1, 1) @ 3930 MHz; Calibrated: 2021-11-24
- Sensor-Surface: (Fix Surface)
- Electronics: DAE3 Sn479; Calibrated: 2021-10-12
- Phantom: HAC Test Arch with AMCC; Type: SD HAC P01 BB
- Measurement SW: DASY52, Version 52.10 (4);SEMCAD X Version 14.6.14 (7483)

NR Band n77 PC2 E-Field measurement/Voice_ch 662000 RB 1/1/Hearing Aid Compatibility Test (101x101x1): Interpolated grid: dx=0.5000 mm, dy=0.5000 mm

Device Reference Point: 0, 0, -6.3 mm
Reference Value = 24.60 V/m; Power Drift = 0.03 dB
Applied MIF = -1.64 dB
RF audio interference level = 25.47 dBV/m
Emission category: M4

MIF scaled E-field

Grid 1 **M4** **24.73 dBV/m**	Grid 2 **M4** **25.47 dBV/m**	Grid 3 **M4** **24.37 dBV/m**
Grid 4 **M4** **20.68 dBV/m**	Grid 5 **M4** **23.02 dBV/m**	Grid 6 **M4** **22.92 dBV/m**
Grid 7 **M4** **19.86 dBV/m**	Grid 8 **M4** **22.23 dBV/m**	Grid 9 **M4** **22.05 dBV/m**

Cursor:
Total = 25.47 dBV/m
E Category: M4
Location: 1.5, -25, 7.7 mm

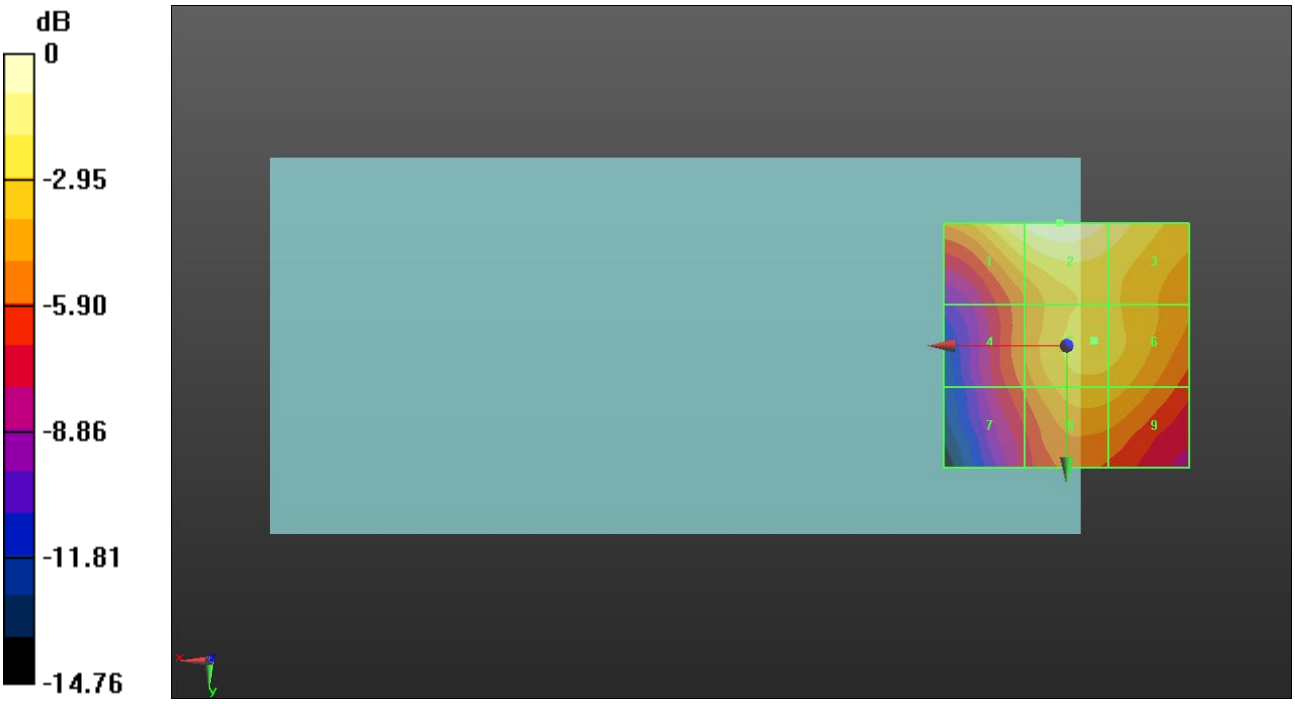

0 dB = 18.77 V/m = 25.47 dBV/m