7. TEST AND MEASUREMENT EQUIPMENT

The following test and measurement equipment was utilized for the tests documented in this report:

TEST EQUIPMENT LIST					
Description	**Manufacturer**	**Model**	**ID Num**	**Cal Due**	**Last Cal**
Highpass Filter, 2.7 GHz	Micro-Circuits	H2G518G6	T772	07/05/19	07/05/18
Highpass Filter, 1 GHz	Micro-Tronics	HPM18129	T889	02/21/19	02/21/18
Highpass Filter, 1.5 GHz	Micro-Tronics	HPM50114	T1852	07/16/19	07/16/18
Highpass Filter, 4GHz	Micro-Tronics	HPM13351	T1241	07/19/19	07/19/18
Antenna, Horn 1-18GHz	ETS-Lindgren	3117	T344	04/30/19	04/30/18
Antenna, Horn 1-18GHz	ETS-Lindgren	3117	T862	05/24/19	05/24/18
Antenna, Horn 1-18GHz	ETS-Lindgren	3117	T863	06/21/19	06/21/18
Antenna, Horn 1-18GHz	ETS-Lindgren	3117	AT0067	03/26/19	03/26/18
Antenna, Horn 18 - 26.5 GHz	ARA	MWH-1826/B	T477	06/16/2019	06/16/2018
Hybrid Antenna	Sunol Sciences Corp.	JB3	T407	05/10/19	05/10/18
Hybrid Antenna	SunAR rf motion	JB3	PRE0184971	11/13/19	11/13/18
Hybrid Antenna	SunAR rf motion	JB3	PRE0181575	08/01/19	08/01/18
RF Amplifier	MITEQ	AFS42-00101800-25-S-42	174060	08/01/19	08/01/18
RF Amplifier	MITEQ	AFS42-00101800-25-S-42	T493	10/13/19	10/13/18
RF Amplifier	AMPLICAL	AMP1G18-35	T1571	07/30/19	07/30/18
RF Amplifier	AMPLICAL	AMP1G18-35	T1569	06/03/19	06/03/18
Directional Coupler	Mini-Circuits	ZUDC10-183+	T1136	06/18/19	06/18/18
Wideband Communication Test Set, Call Box	R&S	CMW500	T972	05/29/19	05/29/18
Wideband Communication Test Set, Call Box	R&S	CMW500	T1872	02/15/19	02/15/18
Wideband Communication Test Set, Call Box	R&S	CMW500	T949	02/21/19	02/21/18
Chamber, Environmental	Thermotron	SE-600-10-10	T80	02/22/19	02/22/18
Spectrum Analyzer	Agilent (Keysight) Technologies	E4446A	T146	07/18/19	07/18/18
EMI TEST RECEIVER	Rohde & Schwarz	ESW44	PRE0179375	05/08/19	05/08/18
EMI TEST RECEIVER	Rohde & Schwarz	ESW44	PRE0179372	05/04/19	05/04/18
EMI TEST RECEIVER	Rohde & Schwarz	ESW44	PRE0179367	04/25/19	04/25/18
Spectrum Analyzer, PXA, 3Hz to 44GHz	Agilent (Keysight) Technologies	N9030A	T1454	01/25/20	01/25/19
Spectrum Analyzer, PXA, 3Hz to 44GHz	Agilent (Keysight) Technologies	N9030A	T1466	04/16/19	04/16/18
DC power supply, 8 V @ 3 A or 15 V @ 2 A	Agilent / HP	E3610A	None	CNR	CNR
DC power supply 15V	Sprensen	XT15-4	T463	CNR	CNR
Power Meter	Keysight	N1911A	T1268	06/25/2019	06/25/2018
Power Sensor	Keysight	N1921A	T1228	07/10/2019	07/10/2018

UL AUTOMATION SOFTWARE			
CLT Software	UL	UL RF	Ver 7.6, November 11, 2017
Power Measurement Software	UL	UL RF	Ver 2.2, June 2017

NOTES:

1. Equipment listed above that calibrated during the testing period was set for test after the calibration.
2. Equipment listed above that has a calibration due date during the testing period, the testing is completed before equipment expiration date.

UL VERIFICATION SERVICES INC. FORM NO: CCSUP4031B
47173 Benicia Street, Fremont, CA 94538; USA TEL:(510) 771-1000 FAX:(510) 661-0888
This report shall not be reproduced except in full, without the written approval of UL Verification Services Inc.

8. RF OUTPUT POWER VERIFICATION

EUT includes different power levels for head use configuration and body use configuration and the below tables contain the highest of all configurations average conducted output powers as follows

8.1. GSM

Using CMW500 Communication Test Set
Function: Menu select > GSM Mobile Station > GSM 850/900/1800/1900

Press **Connection control** to choose the different menus
Press **RESET** > choose all to reset all settings

Connection	Press **Signal Off** to turn off the signal and change settings Network Support > GSM+GPRS or GSM+EGPRS Main Service > Packet Data Service selection > Test Mode A – Auto Slot Config. off	
MS Signal	Press Slot Config bottom on the right twice to select and change the number of time slots and power setting > Slot configuration	> Uplink/Gamma > 33 dBm for GPRS 850/900 > 27 dBm for EGPRS 850/900 > 30 dBm for GPRS1800/1900 > 26 dBm for EGPRS1800/1900
BS Signal	Enter the same channel number for TCH channel (test channel) and BCCH channel	
	Frequency Offset >	+ 0 Hz
	Mode >	BCCH and TCH
	BCCH Level >	-85 dBm (May need to adjust if link is not stable)
	BCCH Channel >	choose desire test channel [Enter the same channel number for TCH channel (test channel) and BCCH channel]
	Channel Type >	Off
	P0>	4 dB
	Slot Config >	Unchanged (if already set under MS Signal)
	TCH >	choose desired test channel
	Hopping >	Off
	Main Timeslot >	3 (Default)
Network	Coding Scheme >	CS 4 (GPRS) and MCS5 (EGPRS)
	Bit Stream >	2E9-1PSR Bit Pattern
AF/RF	Enter appropriate offsets for Ext. Att. Output and Ext. Att. Input	
Connection	Press **Signal On** to turn on the signal and change settings	

This report shall not be reproduced except in full, without the written approval of UL Verification Services Inc.

RESULT

8.1.1. GSM850

ID:	52280	Date:	1/14/19

GPRS (GMSK) - Coding Scheme: CS1

Band	Ch No.	Freq. (MHz)	Power			
			1 slot	2 slots	3 slots	4 slots
850.0	128	824.2	32.6	30.1	28.6	27.2
	190	836.6	32.6	29.9	28.7	27.3
	251	848.8	**32.7**	30.1	28.8	27.3

EGPRS (8PSK) - Coding Scheme: MCS5

Band	Ch No.	Freq. (MHz)	Power			
			1 slot	2 slots	3 slots	4 slots
850.0	128	824.2	**26.5**	24.7	23.3	21.9
	190	836.6	26.5	24.5	23.2	21.7
	251	848.8	26.3	24.4	23.1	21.7

8.1.2. GSM1900

ID:	52280	Date:	1/14/19

GPRS (GMSK) - Coding Scheme: CS1

Band	Ch No.	Freq. (MHz)	Power			
			1 slot	2 slots	3 slots	4 slots
1900.0	512	1850.2	29.8	26.6	25.2	23.5
	661	1880.0	**29.9**	26.6	25.1	23.6
	810	1909.8	29.6	26.6	25.1	23.6

EGPRS (8PSK) - Coding Scheme: MCS5

Band	Ch No.	Freq. (MHz)	Power			
			1 slot	2 slots	3 slots	4 slots
1900.0	512	1850.2	26.3	23.8	22.3	21.1
	661	1880.0	**26.3**	23.8	22.3	21.2
	810	1909.8	26.3	23.8	22.3	21.2

UL VERIFICATION SERVICES INC. FORM NO: CCSUP4031B
47173 Benicia Street, Fremont, CA 94538; USA TEL:(510) 771-1000 FAX:(510) 661-0888
This report shall not be reproduced except in full, without the written approval of UL Verification Services Inc.

8.2. WCDMA

TEST PROCEDURE

The transmitter output was connected to the input terminal of Directional Coupler via calibrated coaxial cable. The output coupling terminal of the Directional Coupler was directly connected to a spectrum analyzer while the output through terminal connected to the communication test set via calibrated coaxial cable.

The output power was measured with the spectrum analyzer at the low, middle and high channel in each band.

- Set the spectrum analyzer span wide enough or greater than the modulated signal BW.
- Set a spectrum analyzer at peak detection mode with VBW ≥ RBW.≥ 26dB BW, typically 5MHz.
- Set a marker to point the corresponding peak value.

REL 99

The following tests were completed according to the test requirements outlined in section 5.2 of the 3GPP TS34.121-1 specification. The DUT supports power Class 3, which has a nominal maximum output power of 24 dBm (+1.7/-3.7).

Mode	Subtest	Rel99
WCDMA General Settings	Loopback Mode	Test Mode 2
	Rel99 RMC	12.2kbps RMC
	Power Control Algorithm	Algorithm2
	βc/βd	8/15

HSDPA REL 5

The following 4 Sub-tests were completed according to Release 5 procedures in section 5.2 of 3GPP TS34.121. A summary of these settings are illustrated below:

	Mode	HSDPA	HSDPA	HSDPA	HSDPA
	Subtest	1	2	3	4
W-CDMA General Settings	Loopback Mode	Test Mode 1			
	Rel99 RMC	12.2kbps RMC			
	HSDPA FRC	H-Set 1			
	Power Control Algorithm	Algorithm 2			
	Bc	2/15	12/15	15/15	15/15
	Bd	15/15	15/15	8/15	4/15
	Bd (SF)	64			
	βc/βd	2/15	12/15	15/8	15/4
	Bhs	4/15	24/15	30/15	30/15
	MPR (dB)	0	0	0.5	0.5
HSDPA Specific Settings	D_{ACK}	8			
	D_{NAK}	8			
	DCQI	8			
	Ack-Nack repetition factor	3			
	CQI Feedback (Table 5.2B.4)	4ms			
	CQI Repetition Factor (Table 5.2B.4)	2			
	Ahs=βhs/βc	30/15			

UL VERIFICATION SERVICES INC. FORM NO: CCSUP4031B
47173 Benicia Street, Fremont, CA 94538; USA TEL:(510) 771-1000 FAX:(510) 661-0888
This report shall not be reproduced except in full, without the written approval of UL Verification Services Inc.

HSPA (HSDPA & HSUPA)

The following 5 Sub-tests were completed according to Release 9 procedures in section 5.2 of 3GPP TS34.121. A summary of these settings are illustrated below:

	Mode	HSPA				
	Subtest	1	2	3	4	5
WCDMA General Settings	Loopback Mode	Test Mode 1				
	Rel99 RMC	12.2 kbps RMC				
	HSDPA FRC	H-Set 1				
	HSUPA Test	HSPA				
	Power Control Algorithm	Algorithm 2				Algorithm 1
	βc	11/15	6/15	15/15	2/15	15/15
	βd	15/15	15/15	9/15	15/15	0
	βec	209/225	12/15	30/15	2/15	5/15
	βc/βd	11/15	6/15	15/9	2/15	-
	βhs	22/15	12/15	30/15	4/15	5/15
	βed	1309/225	94/75	47/15	56/75	47/15
	CM (dB)	1	3	2	3	1
	MPR (dB)	0	2	1	2	0
HSDPA Specific Settings	DACK	8				0
	DNAK	8				0
	DCQI	8				0
	Ack-Nack repetition factor	3				
	CQI Feedback (Table 5.2B.4)	4ms				
	CQI Repetition Factor (Table 5.2B.4)	2				
	Ahs = βhs/βc	30/15				
HSUPA Specific Settings	E-DPDCCH	6	8	8	5	0
	DHARQ	0	0	0	0	0
	AG Index	20	12	15	17	12
	ETFCI (from 34.121 Table C.11.1.3)	75	67	92	71	67
	Associated Max UL Data Rate kbps	242.1	174.9	482.8	205.8	308.9
	Reference E-TFCIs	5	5	2	5	1
	Reference E-TFCI	11	11	11	11	67
	Reference E-TFCI PO	4	4	4	4	18
	Reference E-TFCI	67	67	92	67	67
	Reference E-TFCI PO	18	18	18	18	18
	Reference E-TFCI	71	71	71	71	71
	Reference E-TFCI PO	23	23	23	23	23
	Reference E-TFCI	75	75	75	75	75
	Reference E-TFCI PO	26	26	26	26	26
	Reference E-TFCI	81	81	81	81	81
	Reference E-TFCI PO	27	27	27	27	27
	Maximum Channelization Codes	2xSF2				SF4

UL VERIFICATION SERVICES INC. FORM NO: CCSUP4031B
47173 Benicia Street, Fremont, CA 94538; USA TEL:(510) 771-1000 FAX:(510) 661-0888
This report shall not be reproduced except in full, without the written approval of UL Verification Services Inc.

DUAL CARRIER HSDPA (DC-HSDPA (REL 8, CAT 24)

The following tests were completed according to procedures in section 7.3.13 of 3GPP TS34.108 v9.5.0. A summary of these settings are illustrated below:

Downlink Physical Channels are set as per 3GPP TS34.121-1 v9.0.0 E.5.0

Table E.5.0: Levels for HSDPA connection setup

Parameter During Connection setup	Unit	Value
P-CPICH_Ec/Ior	dB	-10
P-CCPCH and SCH_Ec/Ior	dB	-12
PICH _Ec/Ior	dB	-15
HS-PDSCH	dB	off
HS-SCCH_1	dB	off
DPCH_Ec/Ior	dB	-5
OCNS_Ec/Ior	dB	-3.1

Call is set up as per 3GPP TS34.108 v9.5.0 sub clause 7.3.13

The configurations of the fixed reference channels for HSDPA RF tests are described in 3GPP TS 34.121, annex C for FDD and 3GPP TS 34.122.

Table C.8.1.12: Fixed Reference Channel H-Set 12

Parameter	Unit	Value
Nominal Avg. Inf. Bit Rate	kbps	60
Inter-TTI Distance	TTI's	1
Number of HARQ Processes	Processes	6
Information Bit Payload (N_{INF})	Bits	120
Number Code Blocks	Blocks	1
Binary Channel Bits Per TTI	Bits	960
Total Available SML's in UE	SML's	19200
Number of SML's per HARQ Proc.	SML's	3200
Coding Rate		0.15
Number of Physical Channel Codes	Codes	1
Modulation		QPSK
Note 1: The RMC is intended to be used for DC-HSDPA mode and both cells shall transmit with identical parameters as listed in the table.		
Note 2: Maximum number of transmission is limited to 1, i.e., retransmission is not allowed. The redundancy and constellation version 0 shall be used.		

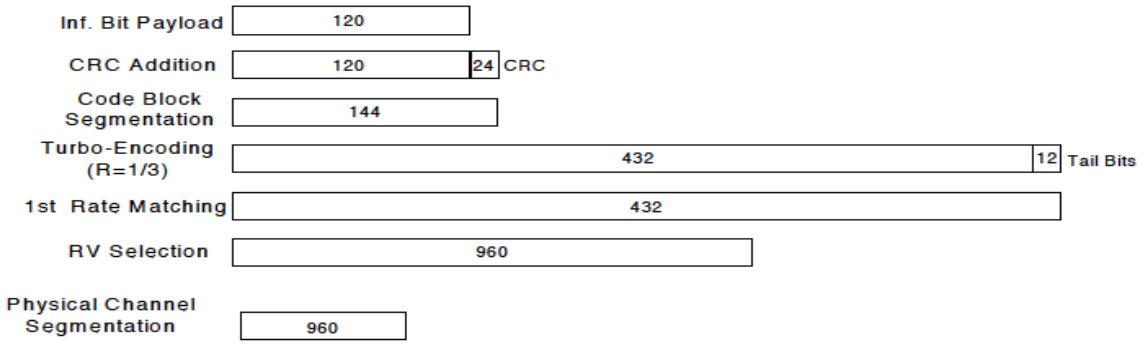

Figure C.8.19: Coding rate for Fixed reference Channel H-Set 12 (QPSK)

This report shall not be reproduced except in full, without the written approval of UL Verification Services Inc.

The following 4 Sub-tests for HSDPA were completed according to Release 8 procedures in section 5.2 of 3GPP TS34.121. A summary of subtest settings are illustrated below:

	Mode	HSDPA	HSDPA	HSDPA	HSDPA
	Subtest	1	2	3	4
WCDMA General Settings	Loopback Mode	Test Mode 1			
	Rel99 RMC	12.2kbps RMC			
	HSDPA FRC	H-Set 1			
	Power Control Algorithm	Algorithm2			
	βc	2/15	11/15	15/15	15/15
	βd	15/15	15/15	8/15	4/15
	βd (SF)	64			
	βc/βd	2/15	12/15	15/8	15/4
	βhs	4/15	24/15	30/15	30/15
	MPR (dB)	0	0	0.5	0.5
HSDPA Specific Settings	DACK	8			
	DNAK	8			
	DCQI	8			
	Ack-Nack Repetition factor	3			
	CQI Feedback	4ms			
	CQI Repetition Factor	2			
	Ahs = βhs/ βc	30/15			

HSPA+

The following 1 Sub-test was completed according to Release 9 procedures in section 5.2 of 3GPP TS34.121. A summary of these settings are illustrated below:

Table C.11.1.4: β values for transmitter characteristics tests with HS-DPCCH and E-DCH with 16QAM

Sub-test	β_c (Note3)	β_d	β_{HS} (Note1)	β_{ec}	β_{ed} (2xSF2) (Note 4)	β_{ed} (2xSF4) (Note 4)	CM (dB) (Note 2)	MPR (dB) (Note 2)	AG Index (Note 4)	E-TFCI (Note 5)	E-TFCI (boost)
1	1	0	30/15	30/15	$\beta_{ed}1$: 30/15 $\beta_{ed}2$: 30/15	$\beta_{ed}3$: 24/15 $\beta_{ed}4$: 24/15	3.5	2.5	14	105	105

Note 1: Δ_{ACK}, Δ_{NACK} and Δ_{CQI} = 30/15 with β_{hs} = 30/15 * β_c.
Note 2: CM = 3.5 and the MPR is based on the relative CM difference, MPR = MAX(CM-1,0).
Note 3: DPDCH is not configured, therefore the β_c is set to 1 and β_d = 0 by default.
Note 4: β_{ed} can not be set directly; it is set by Absolute Grant Value.
Note 5: All the sub-tests require the UE to transmit 2SF2+2SF4 16QAM EDCH and they apply for UE using E-DPDCH category 7. E-DCH TTI is set to 2ms TTI and E-DCH table index = 2. To support these E-DCH configurations DPDCH is not allocated. The UE is signalled to use the extrapolation algorithm.

RESULT

UL VERIFICATION SERVICES INC. FORM NO: CCSUP4031B
47173 Benicia Street, Fremont, CA 94538; USA TEL:(510) 771-1000 FAX:(510) 661-0888
This report shall not be reproduced except in full, without the written approval of UL Verification Services Inc.

8.2.1. WCDMA BAND5

ID:	52280	Date:	1/14/19

Band	Mode		UL Ch No.	Freq. (MHz)	MPR (dB)	Average (dBm)
W-CDMA Band 5 (850MHz)	Rel 99	RMC, 12.2 kbps	4132	826.4	N/A	**24.7**
			4183	836.6	N/A	24.5
			4233	846.6	N/A	24.3
	HSDPA	Subtest 1	4132	826.4	0	**23.4**
			4183	836.6	0	23.2
			4233	846.6	0	22.9
		Subtest 2	4132	826.4	0.5	22.6
			4183	836.6	0.5	22.3
			4233	846.6	0.5	22.0
		Subtest 3	4132	826.4	0.5	21.4
			4183	836.6	0.5	21.4
			4233	846.6	0.5	21.6
		Subtest 4	4132	826.4	0.5	21.5
			4183	836.6	0.5	21.1
			4233	846.6	0.5	21.1
	HSPA (HSDPA & HSUPA)	Subtest 1	4132	826.4	0.5	19.9
			4183	836.6	0.5	19.7
			4233	846.6	0.5	19.3
		Subtest 2	4132	826.4	1.5	18.9
			4183	836.6	1.5	18.7
			4233	846.6	1.5	18.3
		Subtest 3	4132	826.4	1.5	19.9
			4183	836.6	1.5	19.7
			4233	846.6	1.5	19.4
		Subtest 4	4132	826.4	1.5	18.9
			4183	836.6	1.5	18.6
			4233	846.6	1.5	18.3
		Subtest 5	4132	826.4	0.5	22.8
			4183	836.6	0.5	22.4
			4233	846.6	0.5	22.0

This report shall not be reproduced except in full, without the written approval of UL Verification Services Inc.

8.2.2. WCDMA BAND2

ID:	52280	Date:	1/14/19

Band	Mode		UL Ch No.	Freq. (MHz)	MPR (dB)	Average (dBm)
W-CDMA Band 2 (1900MHz)	Rel 99	RMC, 12.2 kbps	9262	1852.4	N/A	25.0
			9400	1880.0	N/A	**25.2**
			9538	1907.6	N/A	**25.2**
	HSDPA	Subtest 1	9262	1852.4	0	24.7
			9400	1880.0	0	24.5
			9538	1907.6	0	24.4
		Subtest 2	9262	1852.4	0	24.7
			9400	1880.0	0	24.6
			9538	1907.6	0	24.4
		Subtest 3	9262	1852.4	0.5	23.7
			9400	1880.0	0.5	23.6
			9538	1907.6	0.5	23.4
		Subtest 4	9262	1852.4	0.5	25.1
			9400	1880.0	0.5	25.2
			9538	1907.6	0.5	**25.3**
	HSPA (HSDPA & HSUPA)	Subtest 1	9262	1852.4	0	23.0
			9400	1880.0	0	21.5
			9538	1907.6	0	21.4
		Subtest 2	9262	1852.4	2	21.1
			9400	1880.0	2	20.5
			9538	1907.6	2	20.4
		Subtest 3	9262	1852.4	1	23.0
			9400	1880.0	1	21.6
			9538	1907.6	1	21.4
		Subtest 4	9262	1852.4	2	21.7
			9400	1880.0	2	20.6
			9538	1907.6	2	20.4
		Subtest 5	9262	1852.4	1	25.0
			9400	1880.0	1	23.4
			9538	1907.6	1	23.3

UL VERIFICATION SERVICES INC. FORM NO: CCSUP4031B
47173 Benicia Street, Fremont, CA 94538; USA TEL:(510) 771-1000 FAX:(510) 661-0888
This report shall not be reproduced except in full, without the written approval of UL Verification Services Inc.

8.2.3. WCDMA BAND4

ID:	42497	Date:	1/25/19

Band	Mode		UL Ch No.	Freq. (MHz)	MPR (dB)	Average (dBm)
W-CDMA Band 4 (1700MHz)	Rel 99	RMC, 12.2 kbps	1312	1712.4	N/A	**23.5**
			1413	1732.6	N/A	23.3
			1513	1752.6	N/A	23.3
	HSDPA	Subtest 1	1312	1712.4	0	**23.4**
			1413	1732.6	0	22.9
			1513	1752.6	0	22.9
		Subtest 2	1312	1712.4	0	22.5
			1413	1732.6	0	22.0
			1513	1752.6	0	22.0
		Subtest 3	1312	1712.4	0.5	21.5
			1413	1732.6	0.5	21.0
			1513	1752.6	0.5	21.0
		Subtest 4	1312	1712.4	0.5	21.5
			1413	1732.6	0.5	21.0
			1513	1752.6	0.5	21.0
	HSPA (HSDPA & HSUPA)	Subtest 1	1312	1712.4	0	20.0
			1413	1732.6	0	19.5
			1513	1752.6	0	19.5
		Subtest 2	1312	1712.4	2	18.5
			1413	1732.6	2	18.0
			1513	1752.6	2	18.7
		Subtest 3	1312	1712.4	1	20.0
			1413	1732.6	1	19.5
			1513	1752.6	1	19.5
		Subtest 4	1312	1712.4	2	18.5
			1413	1732.6	2	18.0
			1513	1752.6	2	18.7
		Subtest 5	1312	1712.4	0	21.9
			1413	1732.6	0	21.4
			1513	1752.6	0	22.1

This report shall not be reproduced except in full, without the written approval of UL Verification Services Inc.

8.3. LTE

CONDUCTED OUTPUT POWER MEASUREMENT PROCEDURE

All LTE bands conducted average power is obtained from the CMW500 telecommunication test set.
The following tests were conducted according to the test requirements outlined in section 6.2 of the 3GPP TS36.101 specification.
UE Power Class: 3 (23 +/- 2dBm). The allowed Maximum Power Reduction (MPR) for the maximum output power due to higher order modulation and transmit bandwidth configuration (resource blocks) is specified in Table 6.2.3-1 of the 3GPP TS36.101.

Table 6.2.3-1: Maximum Power Reduction (MPR) for Power Class 1, 2 and 3

Modulation	Channel bandwidth / Transmission bandwidth (N_{RB})						MPR (dB)
	1.4 MHz	3.0 MHz	5 MHz	10 MHz	15 MHz	20 MHz	
QPSK	> 5	> 4	> 8	> 12	> 16	> 18	≤ 1
16 QAM	≤ 5	≤ 4	≤ 8	≤ 12	≤ 16	≤ 18	≤ 1
16 QAM	> 5	> 4	> 8	> 12	> 16	> 18	≤ 2
64 QAM	≤ 5	≤ 4	≤ 8	≤ 12	≤ 16	≤ 18	≤ 2
64 QAM	> 5	> 4	> 8	> 12	> 16	> 18	≤ 3

The allowed A-MPR values specified below in Table 6.2.4.-1 of 3GPP TS36.101 are in addition to the allowed MPR requirements. All the measurements below were performed with A-MPR disabled, by using Network Signaling Value of “NS_01”.3

Table 6.2.4-1: Additional Maximum Power Reduction (A-MPR)

Network Signalling value	Requirements (sub-clause)	E-UTRA Band	Channel bandwidth (MHz)	Resources Blocks (N_{RB})	A-MPR (dB)
NS_01	6.6.2.1.1	Table 5.5-1	1.4, 3, 5, 10, 15, 20	Table 5.6-1	NA
NS_03	6.6.2.2.1	2, 4,10, 23, 25, 35, 36	3	>5	≤ 1
			5	>6	≤ 1
			10	>6	≤ 1
			15	>8	≤ 1
			20	>10	≤ 1
NS_04	6.6.2.2.2	41	5	>6	≤ 1
			10, 15, 20	See Table 6.2.4-4	
NS_05	6.6.3.3.1	1	10,15,20	≥ 50	≤ 1
NS_06	6.6.2.2.3	12, 13, 14, 17	1.4, 3, 5, 10	Table 5.6-1	n/a
NS_07	6.6.2.2.3 6.6.3.3.2	13	10	Table 6.2.4-2	Table 6.2.4-2
NS_08	6.6.3.3.3	19	10, 15	> 44	≤ 3
NS_09	6.6.3.3.4	21	10, 15	> 40	≤ 1
				> 55	≤ 2
NS_10		20	15, 20	Table 6.2.4-3	Table 6.2.4-3
NS_11	6.6.2.2.1	23[1]	1.4, 3, 5, 10	Table 6.2.4-5	Table 6.2.4-5
..					
NS_32	-	-	-	-	-
Note 1: Applies to the lower block of Band 23, i.e. a carrier placed in the 2000-2010 MHz region.					

This report shall not be reproduced except in full, without the written approval of UL Verification Services Inc.

MODES TESTED

- LTE 2
- LTE 4
- LTE 5
- LTE 12
- LTE 13
- LTE 17
- LTE 41 (FCC)
- LTE 66

RESULTS

EUT includes different power levels for head use configuration and body use configuration and the below tables contain the highest of all configurations average conducted output powers as follows:

This report shall not be reproduced except in full, without the written approval of UL Verification Services Inc.

8.3.1. LTE 2

ID:	38515	Date:	1/24/19

OUTPUT POWER FOR LTE BAND 2 (1.4 MHz)

Bandwidth (MHz)	Modulation	RB Allocation	RB Offset	Power Conducted Average (dBm)		
				18607	18900	19193
				1850.7 MHz	1880.0 MHz	1909.3 MHz
1.4	QPSK	1	0	23.6	23.8	23.8
		1	3	23.6	23.8	23.8
		1	5	23.6	23.8	**23.8**
		3	0	23.6	23.7	23.8
		3	1	23.6	23.7	23.8
		3	3	23.6	23.7	23.8
		6	0	22.0	22.2	22.2
	16QAM	1	0	22.5	22.5	22.6
		1	3	22.5	22.4	22.6
		1	5	22.4	22.5	22.6
		3	0	22.3	22.6	**22.7**
		3	1	22.4	22.6	22.6
		3	3	22.4	22.6	22.6
		6	0	21.6	21.7	21.6

OUTPUT POWER FOR LTE BAND 2 (3.0 MHz)

Bandwidth (MHz)	Modulation	RB Allocation	RB Offset	Power Conducted Average (dBm)		
				18615	18900	19185
				1851.5 MHz	1880.0 MHz	1908.5 MHz
3.0	QPSK	1	0	23.7	23.8	23.8
		1	8	23.6	23.8	23.8
		1	14	23.6	**23.8**	23.8
		8	0	22.0	22.2	22.2
		8	4	22.0	22.2	22.2
		8	7	22.0	22.2	22.2
		15	0	22.1	22.2	22.2
	16QAM	1	0	22.6	**22.7**	22.6
		1	8	22.5	22.6	22.6
		1	14	22.3	22.7	22.6
		8	0	21.6	21.7	21.6
		8	4	21.6	21.7	21.5
		8	7	21.6	21.7	21.5
		15	0	21.5	21.7	21.6

UL VERIFICATION SERVICES INC. FORM NO: CCSUP4031B
47173 Benicia Street, Fremont, CA 94538; USA TEL:(510) 771-1000 FAX:(510) 661-0888
This report shall not be reproduced except in full, without the written approval of UL Verification Services Inc.

OUTPUT POWER FOR LTE BAND 2 (5.0 MHz)

Bandwidth (MHz)	Modulation	RB Allocation	RB Offset	Power Conducted Average (dBm)		
				18625	18900	19175
				1852.5 MHz	1880.0 MHz	1907.5 MHz
5.0	QPSK	1	0	23.7	**23.8**	23.7
		1	12	23.7	23.7	23.7
		1	24	23.7	23.7	23.7
		12	0	22.1	22.2	22.2
		12	7	22.1	22.2	22.2
		12	13	22.1	22.2	22.2
		25	0	22.1	22.2	22.2
	16QAM	1	0	22.3	22.6	**22.7**
		1	12	22.3	22.5	22.7
		1	24	22.4	22.6	22.7
		12	0	21.6	21.7	21.8
		12	7	21.5	21.7	21.7
		12	13	21.5	21.7	21.7
		25	0	21.6	21.7	21.7

OUTPUT POWER FOR LTE BAND 2 (10.0 MHz)

Bandwidth (MHz)	Modulation	RB Allocation	RB Offset	Power Conducted Average (dBm)		
				18650	18900	19150
				1855.0 MHz	1880.0 MHz	1905.0 MHz
10.0	QPSK	1	0	24.5	**24.6**	24.6
		1	24	24.5	24.6	24.6
		1	49	24.5	**24.6**	24.5
		25	0	23.0	23.1	23.1
		25	12	23.0	23.1	23.0
		25	25	23.0	23.1	23.0
		50	0	23.0	23.1	23.1
	16QAM	1	0	**23.4**	23.4	23.2
		1	24	23.4	23.4	23.2
		1	49	23.4	23.4	23.2
		25	0	22.5	22.6	22.6
		25	12	22.5	22.5	22.5
		25	25	22.4	22.5	22.5
		50	0	22.4	22.6	22.5

UL VERIFICATION SERVICES INC. FORM NO: CCSUP4031B
47173 Benicia Street, Fremont, CA 94538; USA TEL:(510) 771-1000 FAX:(510) 661-0888
This report shall not be reproduced except in full, without the written approval of UL Verification Services Inc.

OUTPUT POWER FOR LTE BAND 2 (15.0 MHz)

Bandwidth (MHz)	Modulation	RB Allocation	RB Offset	Power Conducted Average (dBm)		
				18675	18900	19125
				1857.5 MHz	1880.0 MHz	1902.5 MHz
15.0	QPSK	1	0	24.0	24.1	**24.2**
		1	37	24.0	24.0	24.0
		1	74	24.0	24.0	24.0
		36	0	22.0	22.0	22.0
		36	20	22.0	22.0	22.0
		36	39	22.0	22.0	22.0
		75	0	22.0	22.0	22.0
	16QAM	1	0	23.0	23.0	**23.1**
		1	37	23.0	23.0	23.0
		1	74	23.0	22.9	22.9
		36	0	22.2	22.2	22.1
		36	20	22.2	22.2	22.1
		36	39	22.2	22.1	22.0
		75	0	22.2	22.2	22.1

OUTPUT POWER FOR LTE BAND 2 (20.0 MHz)

Bandwidth (MHz)	Modulation	RB Allocation	RB Offset	Power Conducted Average (dBm)		
				18700	18900	19100
				1860.0 MHz	1880.0 MHz	1900.0 MHz
20.0	QPSK	1	0	24.1	24.1	24.0
		1	49	**24.1**	24.1	23.9
		1	99	24.1	24.0	23.8
		50	0	22.0	22.0	22.0
		50	24	22.0	22.0	21.9
		50	50	22.0	22.0	21.8
		100	0	22.0	22.0	21.9
	16QAM	1	0	22.9	22.8	**22.9**
		1	49	22.9	22.8	22.8
		1	99	22.9	22.7	22.7
		50	0	22.1	22.2	22.1
		50	24	22.1	22.2	22.0
		50	50	22.1	22.1	21.9
		100	0	22.2	22.2	22.0

UL VERIFICATION SERVICES INC. FORM NO: CCSUP4031B
47173 Benicia Street, Fremont, CA 94538; USA TEL:(510) 771-1000 FAX:(510) 661-0888
This report shall not be reproduced except in full, without the written approval of UL Verification Services Inc.

8.3.2. LTE 5

ID:	38866	Date:	1/15/19

OUTPUT POWER FOR LTE BAND 5 (1.4 MHz)

Bandwidth (MHz)	Modulation	RB Allocation	RB Offset	Power Conducted Average (dBm)		
				20407	20525	20643
				824.7 MHz	836.5 MHz	848.3 MHz
1.4	QPSK	1	0	23.5	**23.8**	23.5
		1	2	23.4	23.8	23.4
		1	5	23.4	23.8	23.4
		3	0	23.5	23.7	23.5
		3	1	23.5	23.7	23.5
		3	2	23.5	23.7	23.5
		6	0	22.0	22.2	22.0
	16QAM	1	0	22.4	22.6	22.4
		1	2	22.4	22.6	22.4
		1	5	22.4	22.6	22.4
		3	0	22.4	**22.6**	22.4
		3	1	22.4	22.6	22.4
		3	2	22.4	22.6	22.4
		6	0	21.3	21.7	21.3

OUTPUT POWER FOR LTE BAND 5 (3.0 MHz)

Bandwidth (MHz)	Modulation	RB Allocation	RB Offset	Power Conducted Average (dBm)		
				20415	20525	20635
				825.5 MHz	836.5 MHz	847.5 MHz
3.0	QPSK	1	0	23.8	**23.9**	23.7
		1	7	23.8	23.8	23.6
		1	14	23.7	23.9	23.5
		8	0	22.2	22.3	22.0
		8	4	22.1	22.3	22.0
		8	7	22.2	22.3	22.0
		15	0	22.2	22.3	22.0
	16QAM	1	0	22.9	22.6	22.4
		1	7	**23.0**	22.5	22.3
		1	14	22.9	22.6	22.5
		8	0	21.7	21.7	21.5
		8	4	21.7	21.8	21.4
		8	7	21.7	21.8	21.4
		15	0	21.6	21.7	21.4

UL VERIFICATION SERVICES INC. FORM NO: CCSUP4031B
47173 Benicia Street, Fremont, CA 94538; USA TEL:(510) 771-1000 FAX:(510) 661-0888
This report shall not be reproduced except in full, without the written approval of UL Verification Services Inc.

OUTPUT POWER FOR LTE BAND 5 (5.0 MHz)

Bandwidth (MHz)	Modulation	RB Allocation	RB Offset	Power Conducted Average (dBm)		
				20425	20525	20625
				826.5 MHz	836.5 MHz	846.5 MHz
5.0	QPSK	1	0	23.7	**23.8**	23.6
		1	12	23.7	23.8	23.5
		1	24	23.7	23.8	23.5
		12	0	22.2	22.2	22.0
		12	6	22.2	22.2	22.0
		12	11	22.1	22.3	22.0
		25	0	22.2	22.2	22.0
	16QAM	1	0	22.7	**22.8**	22.5
		1	12	22.6	22.7	22.4
		1	24	22.6	22.7	22.4
		12	0	21.6	21.6	21.5
		12	6	21.6	21.7	21.4
		12	11	21.6	21.6	21.4
		25	0	21.7	21.7	21.4

OUTPUT POWER FOR LTE BAND 5 (10.0 MHz)

Bandwidth (MHz)	Modulation	RB Allocation	RB Offset	Power Conducted Average (dBm)		
				20450	20525	20600
				829.0 MHz	836.5 MHz	844.0 MHz
10.0	QPSK	1	0	24.4	**24.5**	24.4
		1	24	24.5	**24.5**	24.5
		1	49	24.5	**24.5**	24.5
		25	0	23.1	23.1	23.0
		25	12	23.1	23.1	23.1
		25	24	23.0	23.1	23.1
		50	0	23.1	23.1	23.1
	16QAM	1	0	23.4	**23.5**	23.5
		1	24	23.5	**23.5**	23.5
		1	49	23.5	**23.5**	23.5
		25	0	22.5	22.5	22.5
		25	12	22.5	22.5	22.5
		25	24	22.5	22.5	22.5
		50	0	22.5	22.5	22.5

UL VERIFICATION SERVICES INC. FORM NO: CCSUP4031B
47173 Benicia Street, Fremont, CA 94538; USA TEL:(510) 771-1000 FAX:(510) 661-0888
This report shall not be reproduced except in full, without the written approval of UL Verification Services Inc.

8.3.3. LTE 12

ID:	38515	Date:	1/24/19

OUTPUT POWER FOR LTE BAND 12 (1.4 MHz)

Bandwidth (MHz)	Modulation	RB Allocation	RB Offset	Power Conducted Average (dBm)		
				23017	23095	23173
				699.7 MHz	707.5 MHz	715.3 MHz
1.4	QPSK	1	0	23.4	23.5	23.7
		1	2	23.4	23.4	23.7
		1	5	23.4	23.5	23.8
		3	0	23.4	23.4	23.8
		3	1	23.4	23.4	**23.8**
		3	2	23.4	23.4	23.8
		6	0	22.1	22.1	22.5
	16QAM	1	0	22.1	22.3	22.5
		1	2	21.9	22.3	22.6
		1	5	22.1	22.3	22.6
		3	0	22.3	22.5	**22.7**
		3	1	22.3	22.4	22.6
		3	2	22.3	22.4	22.6
		6	0	21.2	21.3	21.4

OUTPUT POWER FOR LTE BAND 12 (3.0 MHz)

Bandwidth (MHz)	Modulation	RB Allocation	RB Offset	Power Conducted Average (dBm)		
				23025	23095	23165
				700.5 MHz	707.5 MHz	714.5 MHz
3.0	QPSK	1	0	23.3	23.4	23.7
		1	7	23.3	23.4	23.7
		1	14	23.3	23.4	**23.7**
		8	0	22.0	22.1	22.5
		8	4	22.0	22.1	22.5
		8	7	22.0	22.1	22.5
		15	0	22.0	22.2	22.5
	16QAM	1	0	22.1	22.3	22.7
		1	7	22.1	22.2	**22.8**
		1	14	22.0	22.2	22.7
		8	0	21.1	21.2	21.4
		8	4	21.1	21.2	21.4
		8	7	21.1	21.2	21.4
		15	0	21.0	21.2	21.5

UL VERIFICATION SERVICES INC. FORM NO: CCSUP4031B
47173 Benicia Street, Fremont, CA 94538; USA TEL:(510) 771-1000 FAX:(510) 661-0888
This report shall not be reproduced except in full, without the written approval of UL Verification Services Inc.

OUTPUT POWER FOR LTE BAND 12 (5.0 MHz)

Bandwidth (MHz)	Modulation	RB Allocation	RB Offset	Power Conducted Average (dBm)		
				23035	23095	23155
				701.5 MHz	707.5 MHz	713.5 MHz
5.0	QPSK	1	0	23.3	23.3	23.8
		1	12	23.2	23.3	23.8
		1	24	23.2	23.3	**23.8**
		12	0	22.1	22.1	22.5
		12	6	22.1	22.1	22.6
		12	11	22.1	22.1	22.6
		25	0	22.1	22.2	22.6
	16QAM	1	0	22.3	22.4	22.7
		1	12	22.2	22.3	22.7
		1	24	22.2	22.4	**22.8**
		12	0	21.1	21.1	21.6
		12	6	21.1	21.1	21.5
		12	11	21.1	21.1	21.5
		25	0	21.1	21.2	21.6

OUTPUT POWER FOR LTE BAND 12 (10.0 MHz)

Bandwidth (MHz)	Modulation	RB Allocation	RB Offset	Power Conducted Average (dBm)		
				23060	23095	23130
				704.0 MHz	707.5 MHz	711.0 MHz
10.0	QPSK	1	0	24.6	24.4	**24.7**
		1	24	24.5	24.4	24.6
		1	49	24.4	24.3	24.6
		25	0	23.2	23.1	23.3
		25	12	23.2	23.1	23.3
		25	24	23.1	23.1	23.3
		50	0	23.2	23.1	23.3
	16QAM	1	0	23.4	23.2	23.4
		1	24	23.3	23.2	23.4
		1	49	23.3	23.2	**23.4**
		25	0	22.6	22.4	22.7
		25	12	22.5	22.4	22.7
		25	24	22.5	22.4	22.7
		50	0	22.5	22.5	22.7

UL VERIFICATION SERVICES INC. FORM NO: CCSUP4031B
47173 Benicia Street, Fremont, CA 94538; USA TEL:(510) 771-1000 FAX:(510) 661-0888
This report shall not be reproduced except in full, without the written approval of UL Verification Services Inc.

8.3.4. LTE 13

ID:	38515	Date:	1/24/19

OUTPUT POWER FOR LTE BAND 13 (5.0 MHz)

Bandwidth (MHz)	Modulation	RB Allocation	RB Offset	Power Conducted Average (dBm)		
				23205	23230	23255
				779.5 MHz	782.0 MHz	784.5 MHz
5.0	QPSK	1	0	**24.4**	24.3	24.2
		1	12	24.3	24.3	24.2
		1	24	24.3	24.3	24.2
		12	0	21.9	21.9	21.9
		12	6	21.9	21.9	21.9
		12	11	21.9	21.9	21.9
		25	0	21.9	21.9	21.9
	16QAM	1	0	23.2	23.0	23.2
		1	12	23.0	23.0	23.2
		1	24	23.0	23.0	**23.2**
		12	0	22.4	22.4	22.3
		12	6	22.4	22.3	22.3
		12	11	22.3	22.3	22.3
		25	0	22.4	22.4	22.3

OUTPUT POWER FOR LTE BAND 13 (10.0 MHz)

Bandwidth (MHz)	Modulation	RB Allocation	RB Offset	Power Conducted Average (dBm)		
				N/A	23230	N/A
				N/A	782.0 MHz	N/A
10.0	QPSK	1	0		**24.4**	
		1	24		24.3	
		1	49		24.3	
		25	0		22.0	
		25	12		21.9	
		25	24		21.9	
		50	0		21.9	
	16QAM	1	0		**23.3**	
		1	24		23.2	
		1	49		23.1	
		25	0		22.4	
		25	12		22.4	
		25	24		22.4	
		50	0		22.4	

This report shall not be reproduced except in full, without the written approval of UL Verification Services Inc.

8.3.5. LTE 41

ID:	38866	Date:	1/15/19

OUTPUT POWER FOR LTE BAND 41 (FCC) (5.0 MHz)

Bandwidth (MHz)	Modulation	RB Allocation	RB Offset	Power Conducted Average (dBm)		
				39675	40620	41565
				2498.5 MHz	2593.0 MHz	2687.5 MHz
5.0	QPSK	1	0	23.4	23.4	**23.4**
		1	12	23.4	23.4	**23.4**
		1	24	**23.4**	**23.5**	**23.4**
		12	0	22.7	22.7	22.7
		12	6	22.7	22.7	22.7
		12	11	22.7	22.8	22.7
		25	0	22.7	22.7	22.7
	16QAM	1	0	22.7	22.7	22.7
		1	12	22.7	22.7	**22.7**
		1	24	**22.7**	**22.8**	**22.7**
		12	0	21.8	21.8	21.8
		12	6	21.8	21.8	21.9
		12	11	21.8	21.8	21.8
		25	0	21.7	21.8	21.9

OUTPUT POWER FOR LTE BAND 41 (FCC) (10.0 MHz)

Bandwidth (MHz)	Modulation	RB Allocation	RB Offset	Power Conducted Average (dBm)		
				39700	40620	41540
				2501.0 MHz	2593.0 MHz	2685.0 MHz
10.0	QPSK	1	0	**23.3**	23.5	23.3
		1	24	23.3	23.5	**23.3**
		1	49	23.2	**23.5**	23.1
		25	0	22.5	22.7	22.7
		25	12	22.5	22.8	22.5
		25	24	22.5	22.8	22.5
		50	0	22.5	22.7	22.6
	16QAM	1	0	**22.3**	22.6	**22.6**
		1	24	22.2	22.6	**22.6**
		1	49	22.2	**22.6**	**22.6**
		25	0	21.5	21.8	21.7
		25	12	21.5	21.8	21.7
		25	24	21.5	21.8	21.7
		50	0	21.6	21.8	21.6

UL VERIFICATION SERVICES INC. FORM NO: CCSUP4031B
47173 Benicia Street, Fremont, CA 94538; USA TEL:(510) 771-1000 FAX:(510) 661-0888
This report shall not be reproduced except in full, without the written approval of UL Verification Services Inc.

OUTPUT POWER FOR LTE BAND 41 (FCC) (15.0 MHz)

Bandwidth (MHz)	Modulation	RB Allocation	RB Offset	Power Conducted Average (dBm)		
				39725	40620	41515
				2503.5 MHz	2593.0 MHz	2682.5 MHz
15.0	QPSK	1	0	**23.3**	23.3	23.2
		1	37	23.2	**23.5**	**23.3**
		1	74	23.2	23.5	23.1
		36	0	22.6	22.7	22.6
		36	16	22.5	22.8	22.5
		36	35	22.6	22.8	22.5
		75	0	22.5	22.8	22.6
	16QAM	1	0	22.3	**22.7**	**22.6**
		1	37	**22.4**	22.6	**22.6**
		1	74	22.4	22.5	**22.6**
		36	0	21.5	21.7	21.7
		36	16	21.6	21.8	21.7
		36	35	21.5	21.8	21.7
		75	0	21.5	21.8	21.6

OUTPUT POWER FOR LTE BAND 41 (FCC) (20.0 MHz)

Bandwidth (MHz)	Modulation	RB Allocation	RB Offset	Power Conducted Average (dBm)		
				39750	40620	41490
				2506.0 MHz	2593.0 MHz	2680.0 MHz
20.0	QPSK	1	0	23.4	23.3	23.4
		1	49	23.3	23.5	23.4
		1	99	23.3	**23.5**	23.4
		50	0	22.6	22.7	22.6
		50	24	22.6	22.7	22.6
		50	49	22.5	22.8	22.6
		100	0	22.6	22.7	22.6
	16QAM	1	0	22.7	22.5	22.9
		1	49	22.7	22.7	**22.9**
		1	99	22.4	22.6	22.9
		50	0	21.6	21.8	21.7
		50	24	21.6	21.8	21.7
		50	49	21.6	21.8	21.6
		100	0	21.6	21.8	21.6

UL VERIFICATION SERVICES INC. FORM NO: CCSUP4031B
47173 Benicia Street, Fremont, CA 94538; USA TEL:(510) 771-1000 FAX:(510) 661-0888
This report shall not be reproduced except in full, without the written approval of UL Verification Services Inc.

8.3.6. LTE 66

ID:	38515	Date:	1/24/19

OUTPUT POWER FOR LTE BAND 66 (1.4 MHz)

Bandwidth (MHz)	Modulation	RB Allocation	RB Offset	Power Conducted Average (dBm)		
				131979	132322	132665
				1710.7 MHz	1745.0 MHz	1779.3 MHz
1.4	QPSK	1	0	23.4	23.6	23.7
		1	2	23.3	23.6	23.7
		1	5	23.4	23.6	23.7
		3	0	23.3	23.6	23.8
		3	1	23.3	23.6	**23.8**
		3	2	23.3	23.6	23.8
		6	0	21.5	21.6	21.8
	16QAM	1	0	22.1	22.3	22.6
		1	2	22.1	22.3	22.7
		1	5	22.1	22.4	22.7
		3	0	22.3	22.7	**22.8**
		3	1	22.3	22.7	22.8
		3	2	22.3	22.7	22.8
		6	0	21.5	21.7	21.6

OUTPUT POWER FOR LTE BAND 66 (3.0 MHz)

Bandwidth (MHz)	Modulation	RB Allocation	RB Offset	Power Conducted Average (dBm)		
				131987	132322	132657
				1711.5 MHz	1745.0 MHz	1778.5 MHz
3.0	QPSK	1	0	23.4	23.6	23.9
		1	7	23.3	23.6	**23.9**
		1	14	23.4	23.6	23.8
		8	0	21.5	21.6	21.8
		8	4	21.5	21.6	21.7
		8	7	21.5	21.6	21.7
		15	0	21.5	21.6	21.8
	16QAM	1	0	22.1	22.5	22.7
		1	7	22.1	22.5	**22.7**
		1	14	22.1	22.5	22.7
		8	0	21.5	21.7	21.7
		8	4	21.4	21.7	21.7
		8	7	21.5	21.7	21.7
		15	0	21.4	21.7	21.7

UL VERIFICATION SERVICES INC. FORM NO: CCSUP4031B
47173 Benicia Street, Fremont, CA 94538; USA TEL:(510) 771-1000 FAX:(510) 661-0888
This report shall not be reproduced except in full, without the written approval of UL Verification Services Inc.

OUTPUT POWER FOR LTE BAND 66 (5.0 MHz)

Bandwidth (MHz)	Modulation	RB Allocation	RB Offset	Power Conducted Average (dBm)		
				131997	132322	132647
				1712.5 MHz	1745.0 MHz	1777.5 MHz
5.0	QPSK	1	0	23.3	23.6	23.7
		1	12	23.3	23.6	23.7
		1	24	23.3	23.6	**23.7**
		12	0	21.5	21.6	21.8
		12	6	21.5	21.6	21.8
		12	11	21.5	21.6	21.8
		25	0	21.5	21.6	21.8
	16QAM	1	0	22.2	22.5	22.6
		1	12	22.2	22.5	22.6
		1	24	22.2	22.5	**22.7**
		12	0	21.4	21.6	21.8
		12	6	21.4	21.6	21.8
		12	11	21.4	21.6	21.8
		25	0	21.5	21.7	21.8

OUTPUT POWER FOR LTE BAND 66 (10.0 MHz)

Bandwidth (MHz)	Modulation	RB Allocation	RB Offset	Power Conducted Average (dBm)		
				132022	132322	132622
				1715.0 MHz	1745.0 MHz	1775.0 MHz
10.0	QPSK	1	0	23.3	23.6	23.7
		1	24	23.2	23.6	23.7
		1	49	23.2	23.6	**23.7**
		25	0	21.5	21.6	21.8
		25	12	21.5	21.6	21.8
		25	24	21.5	21.6	21.8
		50	0	21.5	21.6	21.8
	16QAM	1	0	22.3	**22.5**	22.5
		1	24	22.2	22.5	22.5
		1	49	22.2	22.5	22.5
		25	0	21.5	21.7	21.8
		25	12	21.5	21.7	21.8
		25	24	21.5	21.7	21.8
		50	0	21.4	21.7	21.8

UL VERIFICATION SERVICES INC. FORM NO: CCSUP4031B
47173 Benicia Street, Fremont, CA 94538; USA TEL:(510) 771-1000 FAX:(510) 661-0888
This report shall not be reproduced except in full, without the written approval of UL Verification Services Inc.

OUTPUT POWER FOR LTE BAND 66 (15.0 MHz)

Bandwidth (MHz)	Modulation	RB Allocation	RB Offset	Power Conducted Average (dBm)		
				132047	132322	132597
				1717.5 MHz	1745.0 MHz	1772.5 MHz
15.0	QPSK	1	0	23.4	23.6	23.7
		1	37	23.3	23.6	**23.7**
		1	74	23.2	23.5	23.7
		36	0	21.5	21.7	21.7
		36	16	21.5	21.6	21.7
		36	35	21.5	21.6	21.7
		75	0	21.5	21.7	21.7
	16QAM	1	0	22.3	22.5	**22.8**
		1	37	22.3	22.5	22.8
		1	74	22.2	22.4	22.8
		36	0	21.5	21.7	21.7
		36	16	21.5	21.7	21.7
		36	35	21.4	21.6	21.7
		75	0	21.5	21.7	21.8

OUTPUT POWER FOR LTE BAND 66 (20.0 MHz)

Bandwidth (MHz)	Modulation	RB Allocation	RB Offset	Power Conducted Average (dBm)		
				132072	132322	132572
				1720.0 MHz	1745.0 MHz	1770.0 MHz
20.0	QPSK	1	0	23.5	**23.7**	23.6
		1	49	23.5	23.6	23.6
		1	99	23.4	23.6	23.7
		50	0	21.5	21.7	21.7
		50	24	21.5	21.7	21.7
		50	49	21.5	21.6	21.7
		100	0	21.5	21.6	21.7
	16QAM	1	0	22.3	22.4	22.6
		1	49	22.2	22.3	**22.7**
		1	99	22.1	22.3	22.6
		50	0	21.6	21.7	21.7
		50	24	21.5	21.7	21.7
		50	49	21.4	21.7	21.7
		100	0	21.5	21.7	21.8

UL VERIFICATION SERVICES INC. FORM NO: CCSUP4031B
47173 Benicia Street, Fremont, CA 94538; USA TEL:(510) 771-1000 FAX:(510) 661-0888
This report shall not be reproduced except in full, without the written approval of UL Verification Services Inc.

9. CONDUCTED TEST RESULTS

9.1. OCCUPIED BANDWIDTH

RULE PART(S)

FCC: §2.1049

LIMITS

For reporting purposes only.

TEST PROCEDURE

The transmitter output was connected to a calibrated coaxial cable and coupler, the other end of which was connected to a spectrum analyzer. The occupied bandwidth was measured with the spectrum analyzer at the middle channel in each band. The 99% and -26dB bandwidths was also measured and recorded.

MODES TESTED

- GSM 850
- GSM 1900
- WCDMA Band 5
- WCDMA Band 2
- WCDMA Band 4
- LTE Band 2
- LTE Band 5
- LTE Band 12
- LTE Band 13
- LTE Band 41
- LTE Band 66

RESULTS

There is no limit required and power is the same for low, middle and high channel; therefore, only middle channel was tested.

UL VERIFICATION SERVICES INC. FORM NO: CCSUP4031B
47173 Benicia Street, Fremont, CA 94538; USA TEL:(510) 771-1000 FAX:(510) 661-0888
This report shall not be reproduced except in full, without the written approval of UL Verification Services Inc.

GSM

Band	Modulation	Channel	f(MHz)	99% BW (KHz)	-26dB BW (KHz)
GSM850	GPRS	190	836.6	237.05	303.00
	EGPRS			238.78	309.84
GSM1900	GPRS	661	1880.0	238.44	309.62
	EGPRS			242.01	310.99

WCDMA

Band	Modulation	Channel	f(MHz)	99% BW (MHz)	-26dB BW (MHz)
BAND5	REL 99	4408	836.6	4.17	4.71
	HSDPA			4.14	4.73
BAND2	REL 99	9800	1880.0	4.14	4.72
	HSDPA			4.14	4.68
BAND4	REL 99	1638	1732.6	4.17	4.73
	HSDPA			4.16	4.70

UL VERIFICATION SERVICES INC. FORM NO: CCSUP4031B
47173 Benicia Street, Fremont, CA 94538; USA TEL:(510) 771-1000 FAX:(510) 661-0888
This report shall not be reproduced except in full, without the written approval of UL Verification Services Inc.

LTE2

Band	Mode	RB Allocation/RB Offset	f(MHz)	99% BW (MHz)	-26dB BW (MHz)
LTE BAND 2	1.4 MHz, QPSK	6/0	1880.0	1.09	1.31
	1.4 MHz, 16QAM			1.08	1.27
	3 MHz, QPSK	15/0		2.70	3.05
	3 MHz, 16QAM			2.70	3.07
	5 MHz, QPSK	25/0		4.50	5.24
	5 MHz, 16QAM			4.52	5.26
	10 MHz, QPSK	50/0		8.96	10.26
	10 MHz, 16QAM			8.97	9.95
	15 MHz, QPSK	75/0		13.42	15.08
	15 MHz, 16QAM			13.42	15.03
	20 MHz, QPSK	100/0		17.91	19.60
	20 MHz, 16QAM			17.88	19.78

LTE5

Band	Mode	RB Allocation/RB Offset	f(MHz)	99% BW (MHz)	-26dB BW (MHz)
LTE BAND 5	1.4 MHz, QPSK	6/0	836.5	1.09	1.28
	1.4 MHz, 16QAM			1.08	1.32
	3 MHz, QPSK	15/0		2.69	3.02
	3 MHz, 16QAM			2.70	3.04
	5 MHz, QPSK	25/0		4.51	5.25
	5 MHz, 16QAM			4.51	5.11
	10 MHz, QPSK	50/0		8.96	10.03
	10 MHz, 16QAM			8.97	10.06

LTE12

Band	Mode	RB Allocation/RB Offset	f(MHz)	99% BW (MHz)	-26dB BW (MHz)
LTE BAND 12	1.4 MHz, QPSK	6/0	707.5	1.09	1.30
	1.4 MHz, 16QAM			1.08	1.30
	3 MHz, QPSK	15/0		2.68	3.02
	3 MHz, 16QAM			2.68	3.03
	5 MHz, QPSK	25/0		4.51	5.21
	5 MHz, 16QAM			4.50	5.17
	10 MHz, QPSK	50/0		8.94	9.85
	10 MHz, 16QAM			8.92	9.90

UL VERIFICATION SERVICES INC. FORM NO: CCSUP4031B
47173 Benicia Street, Fremont, CA 94538; USA TEL:(510) 771-1000 FAX:(510) 661-0888
This report shall not be reproduced except in full, without the written approval of UL Verification Services Inc.

LTE13

Band	Mode	RB Allocation/RB Offset	f(MHz)	99% BW (MHz)	-26dB BW (MHz)
LTE BAND 13	5 MHz, QPSK	25/0	782.0	4.50	5.13
	5 MHz, 16QAM			4.51	5.29
	10 MHz, QPSK	50/0		8.96	9.98
	10 MHz, 16QAM			8.95	9.84

LTE41

Band	Mode	RB Allocation/RB Offset	f(MHz)	99% BW (MHz)	-26dB BW (MHz)
LTE BAND 41	5 MHz, QPSK	25/0	2593.0	4.53	5.19
	5 MHz, 16QAM			4.49	5.34
	10 MHz, QPSK	50/0		8.97	9.98
	10 MHz, 16QAM			8.96	10.67
	15 MHz, QPSK	75/0		13.44	14.98
	15 MHz, 16QAM			13.44	15.18
	20 MHz, QPSK	100/0		17.82	19.38
	20 MHz, 16QAM			17.85	19.54

LTE66

Band	Mode	RB Allocation/RB Offset	f(MHz)	99% BW (MHz)	-26dB BW (MHz)
LTE BAND 66	1.4 MHz, QPSK	6/0	1745.0	1.09	1.30
	1.4 MHz, 16QAM			1.08	1.30
	3 MHz, QPSK	15/0		2.69	2.98
	3 MHz, 16QAM			2.69	3.05
	5 MHz, QPSK	25/0		4.50	5.20
	5 MHz, 16QAM			4.51	5.31
	10 MHz, QPSK	50/0		8.97	10.07
	10 MHz, 16QAM			8.96	10.23
	15 MHz, QPSK	75/0		13.46	15.13
	15 MHz, 16QAM			13.44	14.91
	20 MHz, QPSK	100/0		17.91	19.51
	20 MHz, 16QAM			17.84	19.46

UL VERIFICATION SERVICES INC. FORM NO: CCSUP4031B
47173 Benicia Street, Fremont, CA 94538; USA TEL:(510) 771-1000 FAX:(510) 661-0888
This report shall not be reproduced except in full, without the written approval of UL Verification Services Inc.

9.1.1. GSM

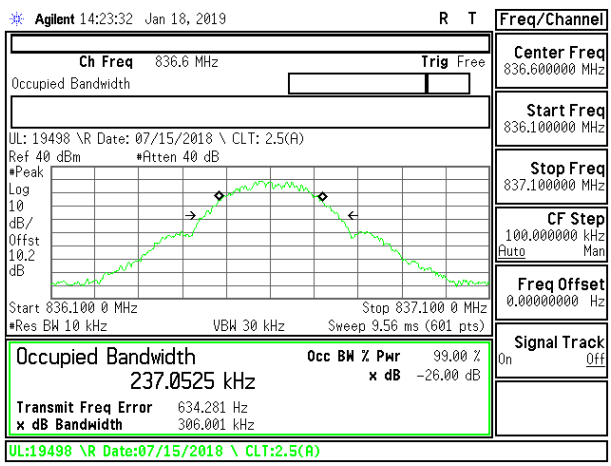

GSM 850MHz GPRS MID Channel

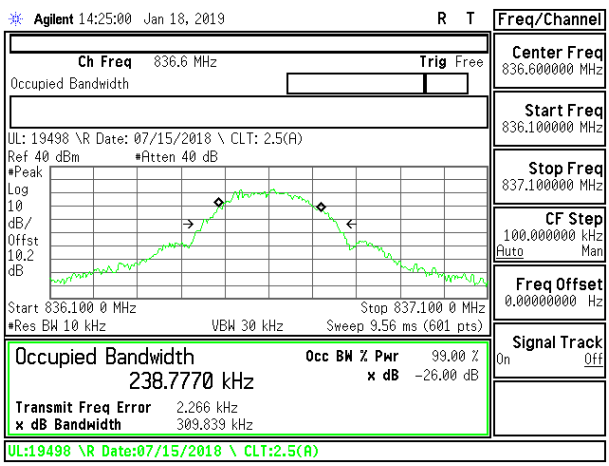

GSM 850MHz EGPRS MID Channel

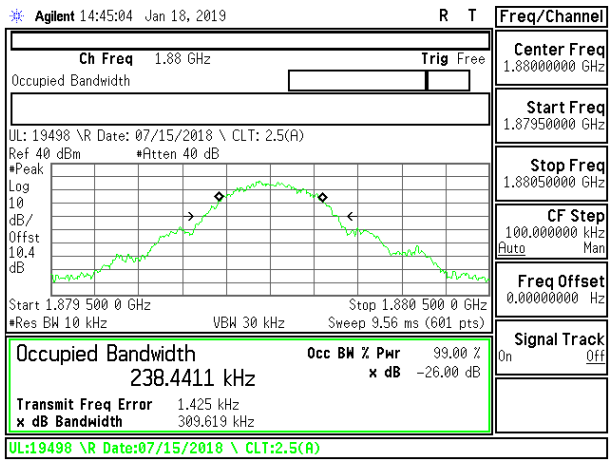

GSM 1900MHz GPRS MID Channel

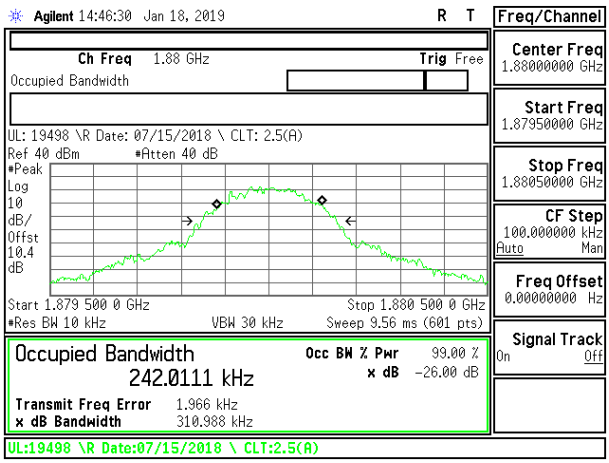

GSM 1900MHz EGPRS MID Channel

UL VERIFICATION SERVICES INC. FORM NO: CCSUP4031B
47173 Benicia Street, Fremont, CA 94538; USA TEL:(510) 771-1000 FAX:(510) 661-0888
This report shall not be reproduced except in full, without the written approval of UL Verification Services Inc.

9.1.2. WCDMA

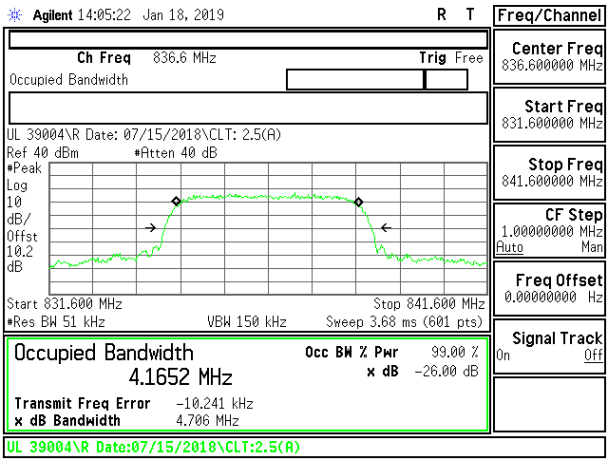

WCDMA BAND5 Rel99 MID Channel

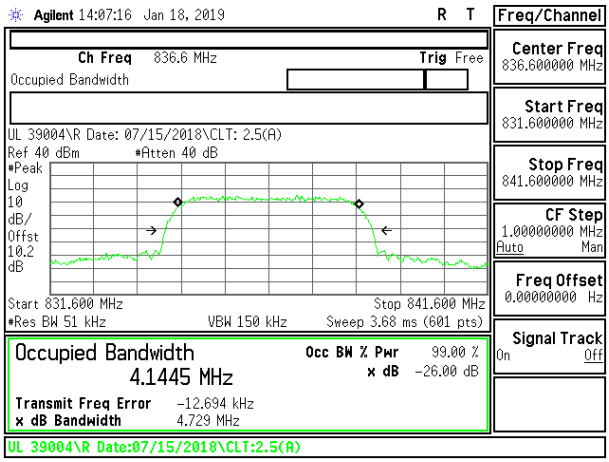

WCDMA BAND5 HSDPA MID Channel

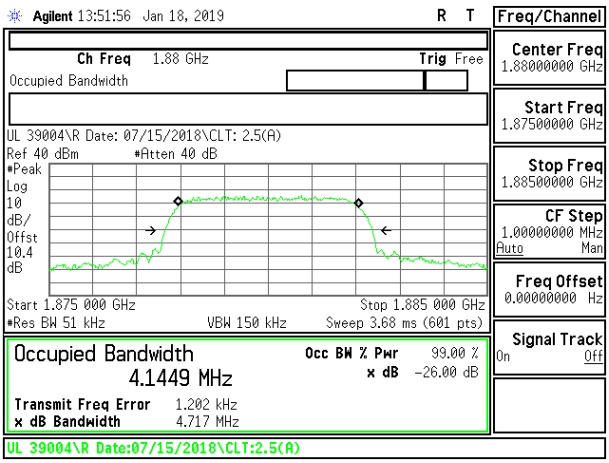

WCDMA BAND2 Rel99 MID Channel

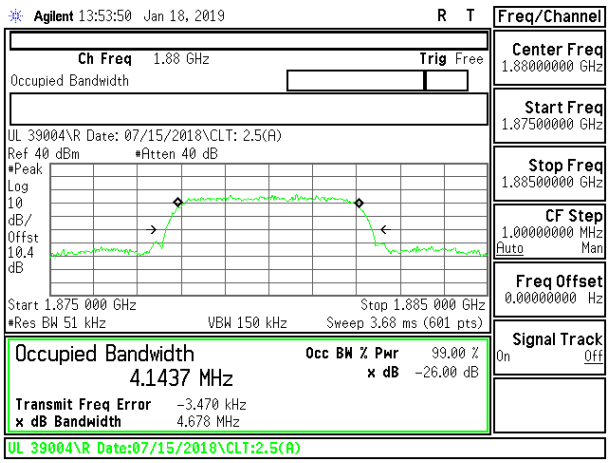

WCDMA BAND2 HSDPA MID Channel

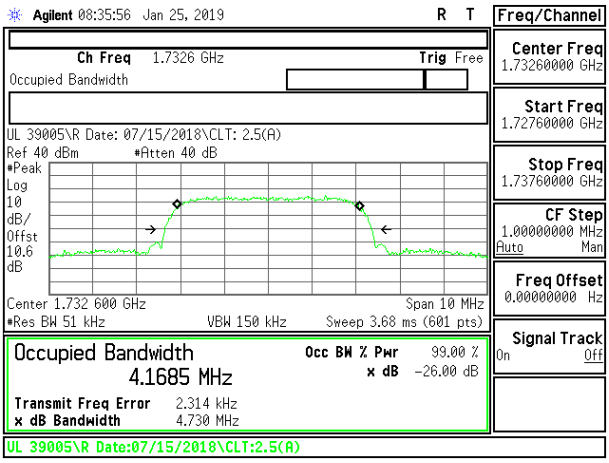

WCDMA BAND4 Rel99 MID Channel

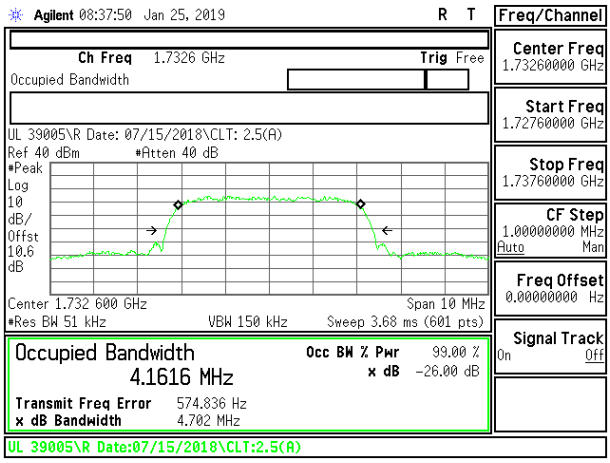

WCDMA BAND4 HSDPA MID Channel

UL VERIFICATION SERVICES INC. FORM NO: CCSUP4031B
47173 Benicia Street, Fremont, CA 94538; USA TEL:(510) 771-1000 FAX:(510) 661-0888
This report shall not be reproduced except in full, without the written approval of UL Verification Services Inc.

9.1.3. LTE BAND 2

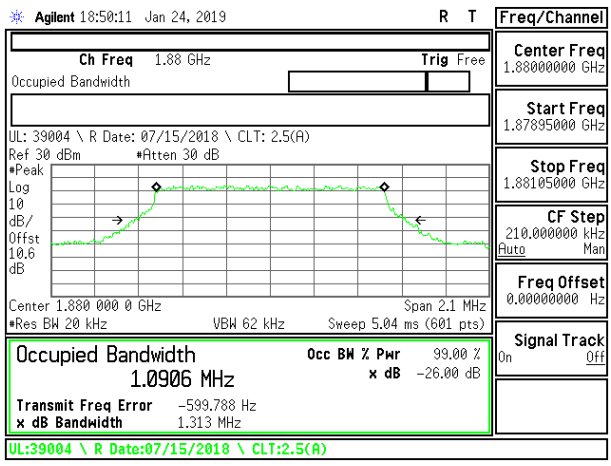

LTE B2 1.4MHz QPSK Mid Channel RB6-0

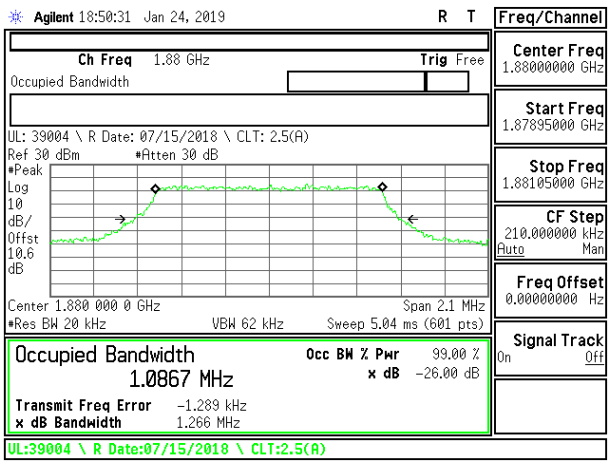

LTE B2 1.4MHz 16QAM Mid Channel RB6-0

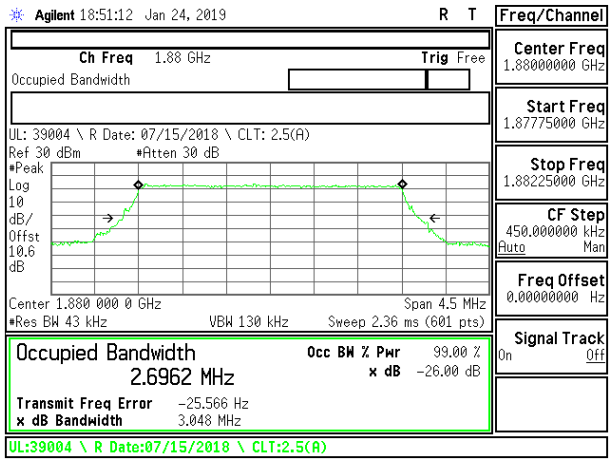

LTE B2 3MHz QPSK Mid Channel RB15-0

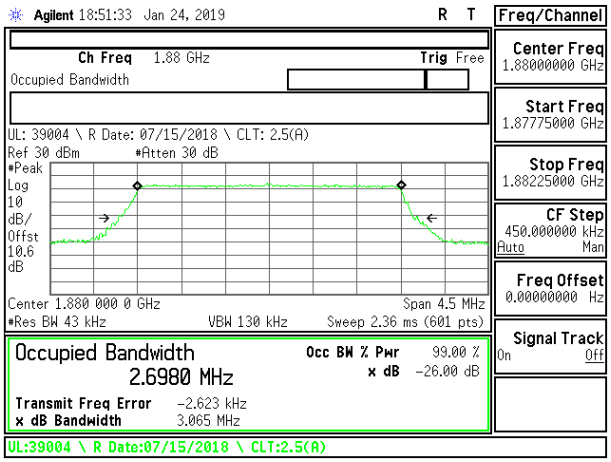

LTE B2 3MHz 16QAM Mid Channel RB15-0

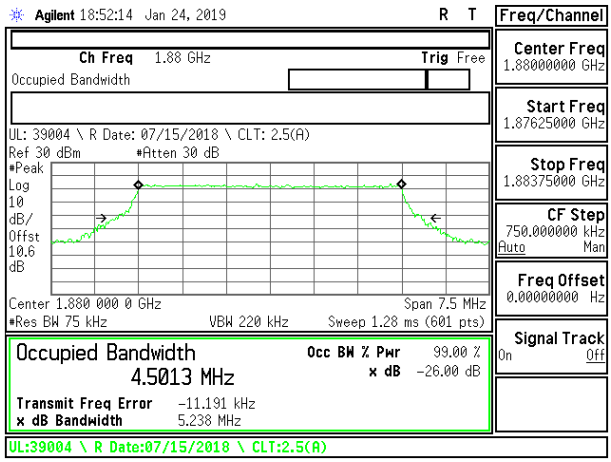

LTE B2 5MHz QPSK Mid Channel RB25-0

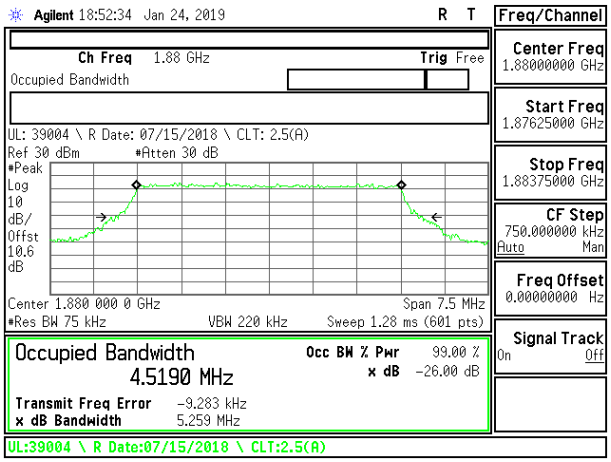

LTE B2 5MHz 16QAM Mid Channel RB25-0

UL VERIFICATION SERVICES INC. FORM NO: CCSUP4031B
47173 Benicia Street, Fremont, CA 94538; USA TEL:(510) 771-1000 FAX:(510) 661-0888
This report shall not be reproduced except in full, without the written approval of UL Verification Services Inc.

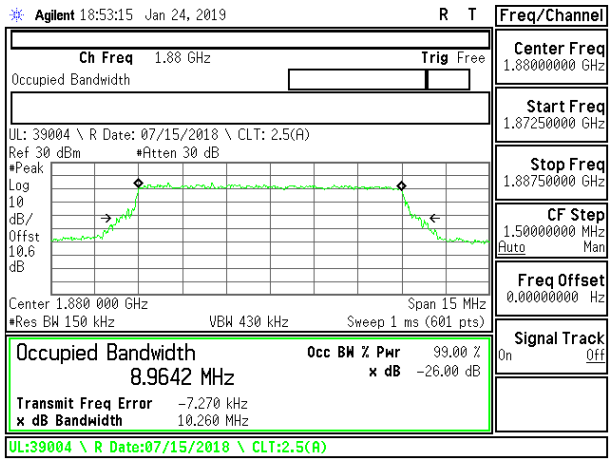

LTE B2 10MHz QPSK Mid Channel RB50-0

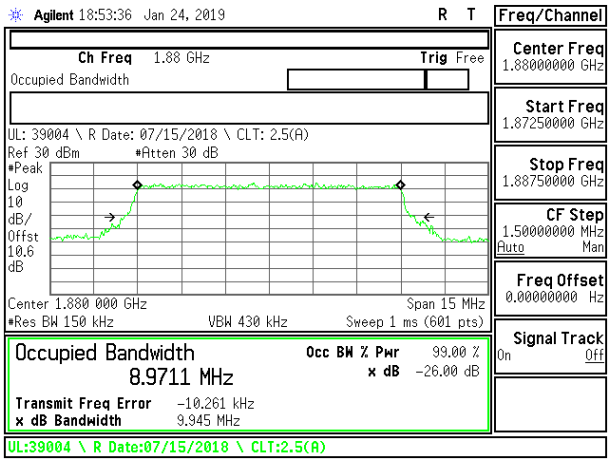

LTE B2 10MHz 16QAM Mid Channel RB50-0

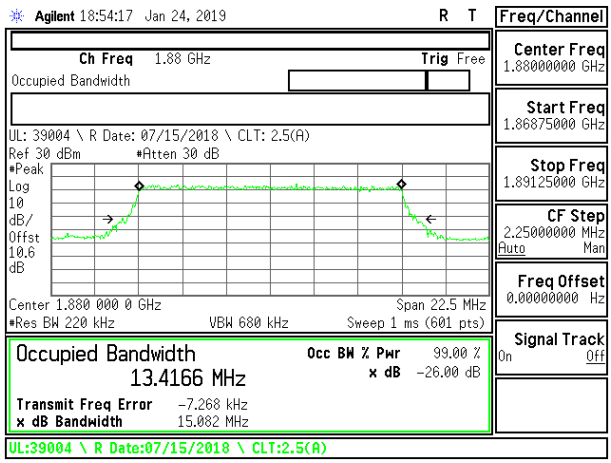

LTE B2 15MHz QPSK Mid Channel RB75-0

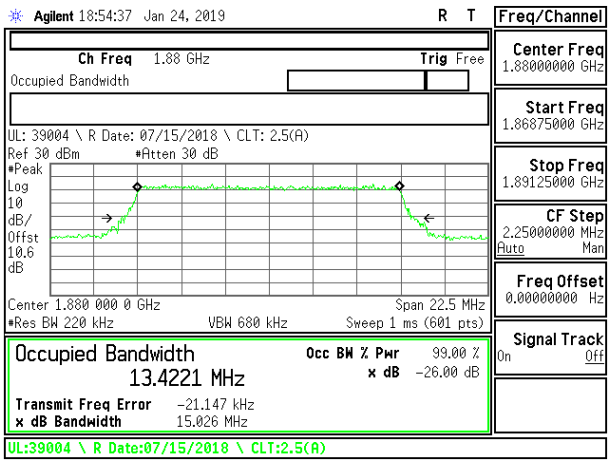

LTE B2 15MHz 16QAM Mid Channel RB75-0

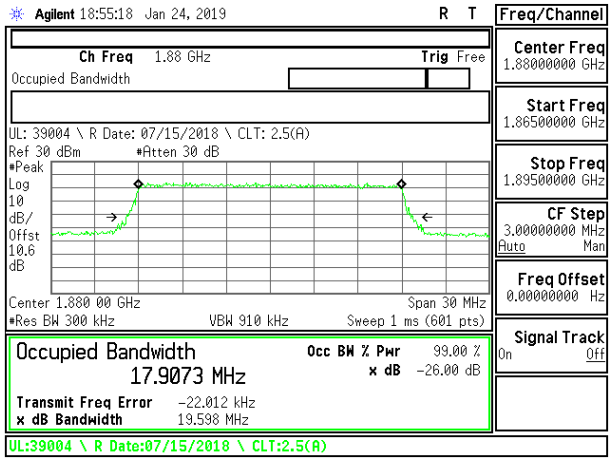

LTE B2 20MHz QPSK Mid Channel RB100-0

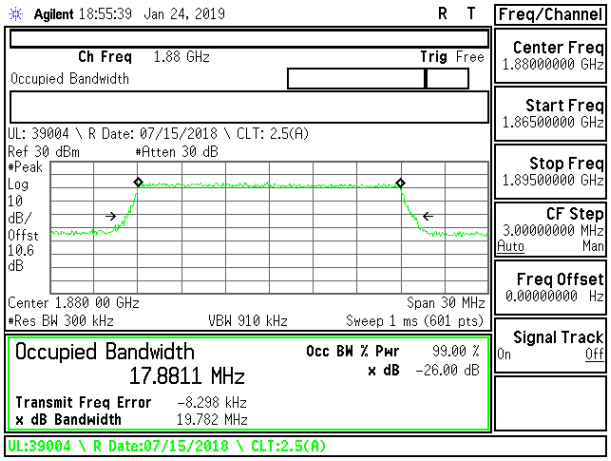

LTE B2 20MHz 16QAM Mid Channel RB100-0

UL VERIFICATION SERVICES INC.
47173 Benicia Street, Fremont, CA 94538; USA
TEL:(510) 771-1000
FAX:(510) 661-0888

This report shall not be reproduced except in full, without the written approval of UL Verification Services Inc.

9.1.4. LTE BAND 5

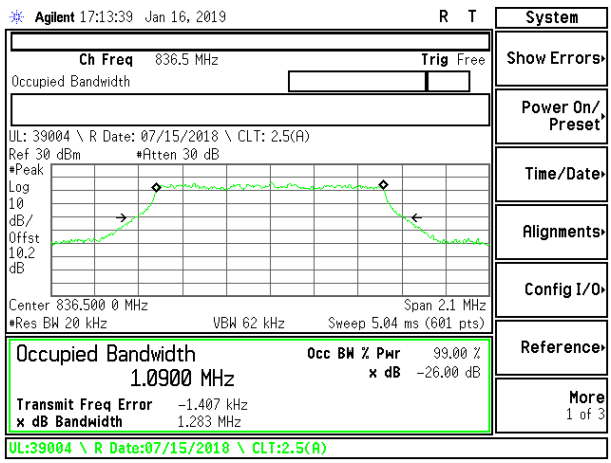

LTE B5 1.4MHz QPSK Mid Channel RB6-0

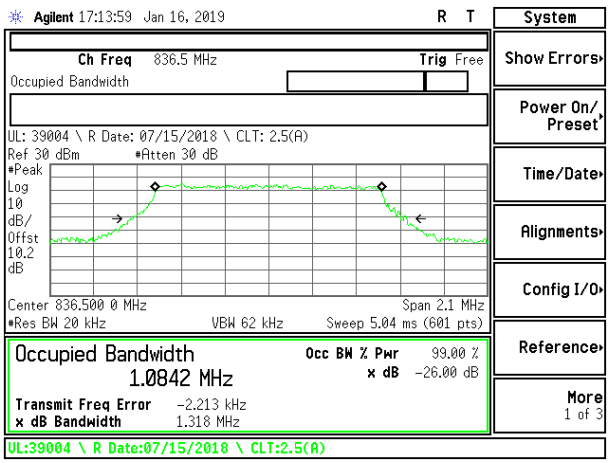

LTE B5 1.4MHz 16QAM Mid Channel RB6-0

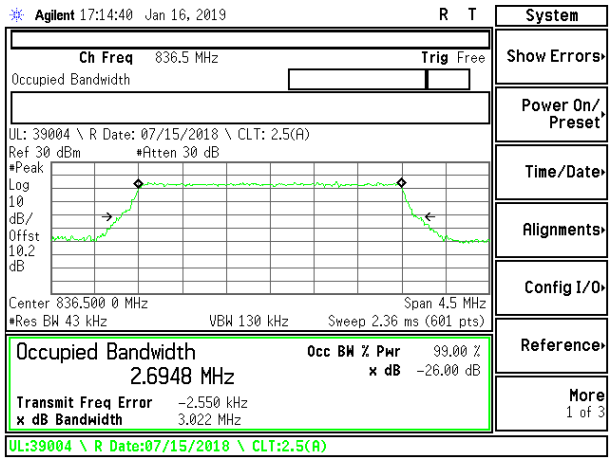

LTE B5 3MHz QPSK Mid Channel RB15-0

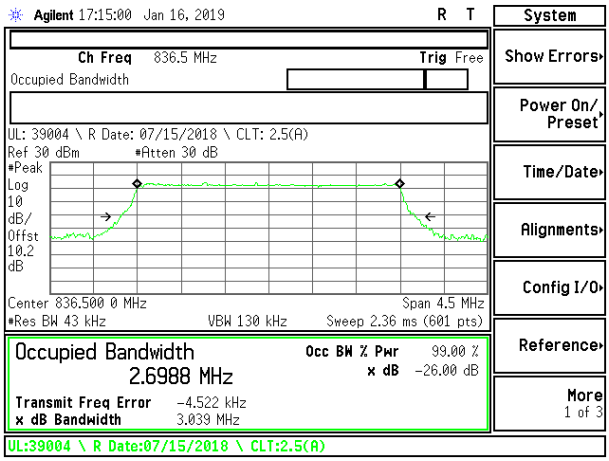

LTE B5 3MHz 16QAM Mid Channel RB15-0

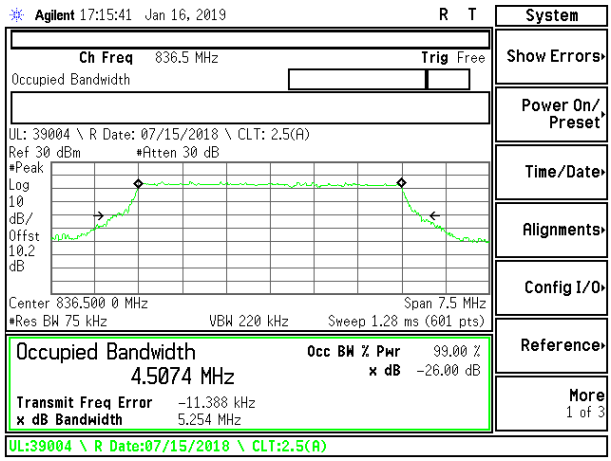

LTE B5 5MHz QPSK Mid Channel RB25-0

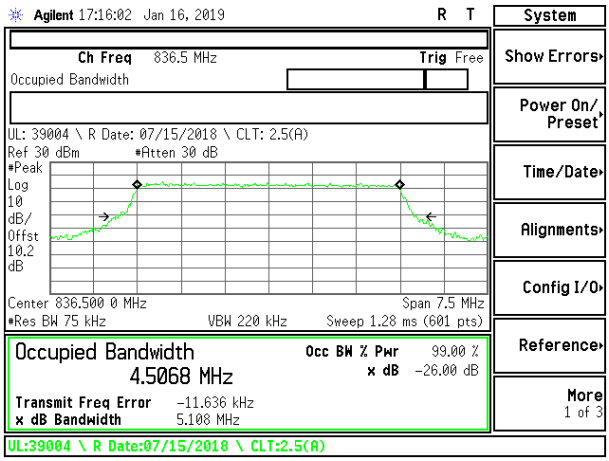

LTE B5 5MHz 16QAM Mid Channel RB25-0

UL VERIFICATION SERVICES INC. FORM NO: CCSUP4031B
47173 Benicia Street, Fremont, CA 94538; USA TEL:(510) 771-1000 FAX:(510) 661-0888
This report shall not be reproduced except in full, without the written approval of UL Verification Services Inc.

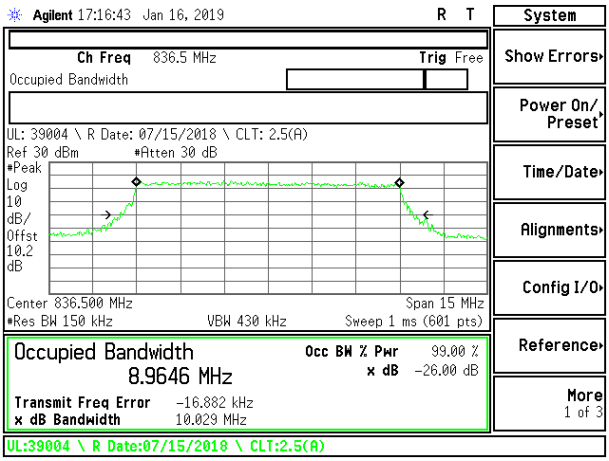

LTE B5 10MHz QPSK Mid Channel RB50-0

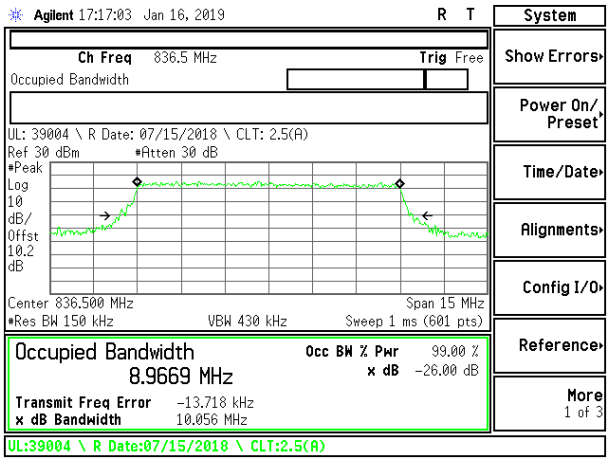

LTE B5 10MHz 16QAM Mid Channel RB50-0

UL VERIFICATION SERVICES INC. FORM NO: CCSUP4031B
47173 Benicia Street, Fremont, CA 94538; USA TEL:(510) 771-1000 FAX:(510) 661-0888
This report shall not be reproduced except in full, without the written approval of UL Verification Services Inc.

9.1.5. LTE BAND 12

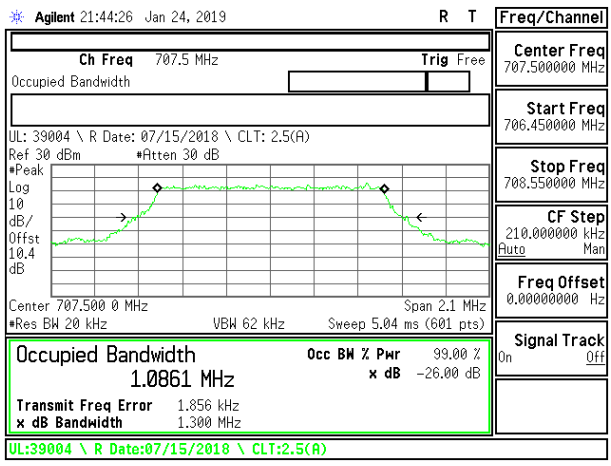

LTE B12 1.4MHz QPSK Mid Channel RB6-0

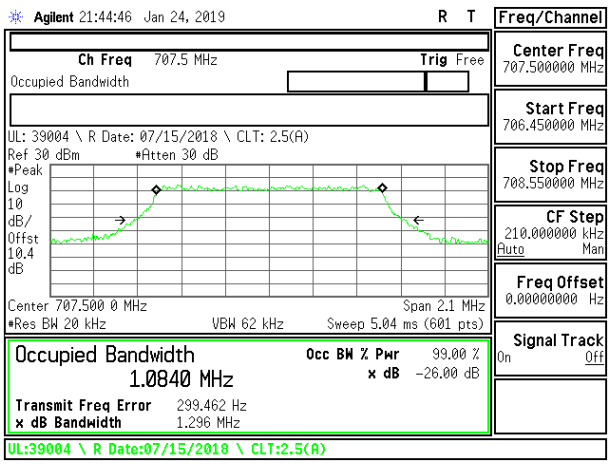

LTE B12 1.4MHz 16QAM Mid Channel RB6-0

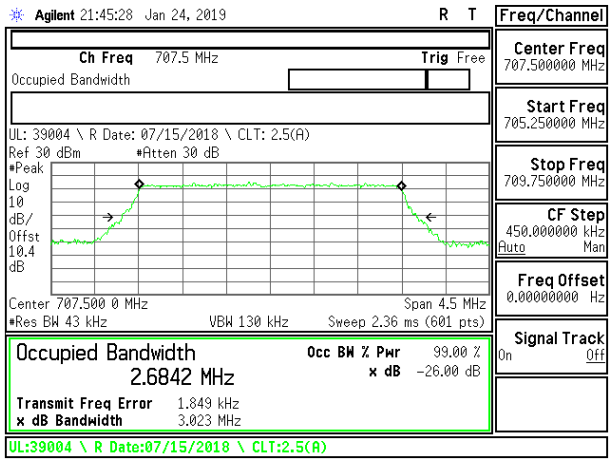

LTE B12 3MHz QPSK Mid Channel RB15-0

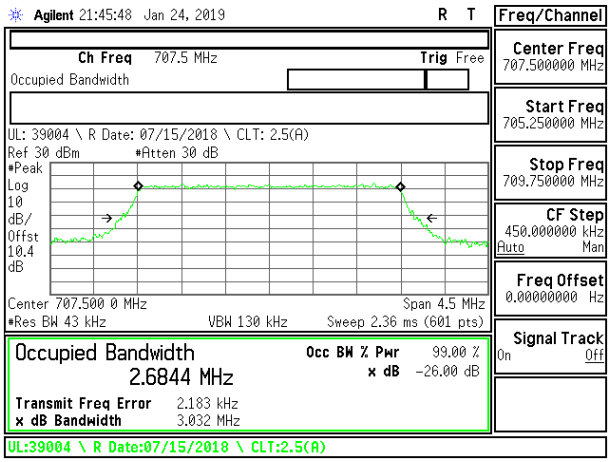

LTE B12 3MHz 16QAM Mid Channel RB15-0

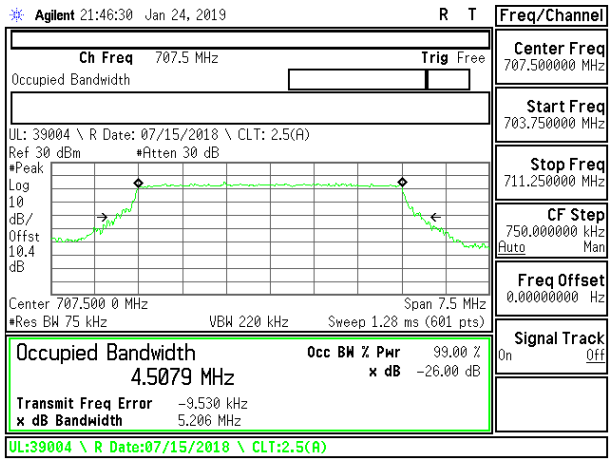

LTE B12 5MHz QPSK Mid Channel RB25-0

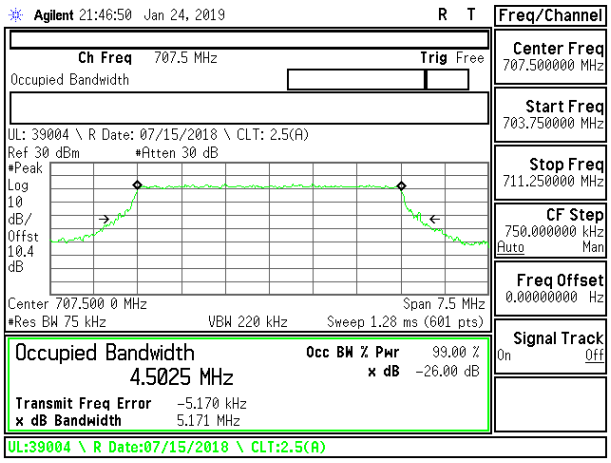

LTE B12 5MHz 16QAM Mid Channel RB25-0

UL VERIFICATION SERVICES INC. FORM NO: CCSUP4031B
47173 Benicia Street, Fremont, CA 94538; USA TEL:(510) 771-1000 FAX:(510) 661-0888
This report shall not be reproduced except in full, without the written approval of UL Verification Services Inc.

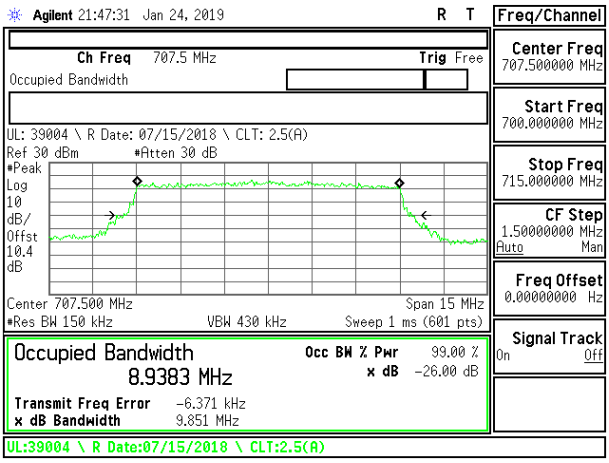

LTE B12 10MHz QPSK Mid Channel RB50-0

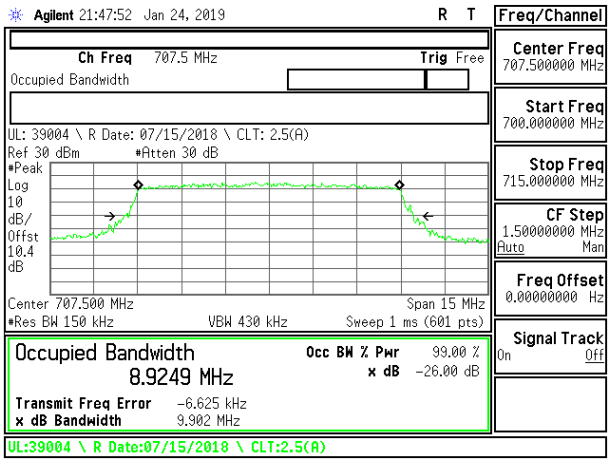

LTE B12 10MHz 16QAM Mid Channel RB50-0

UL VERIFICATION SERVICES INC. FORM NO: CCSUP4031B
47173 Benicia Street, Fremont, CA 94538; USA TEL:(510) 771-1000 FAX:(510) 661-0888
This report shall not be reproduced except in full, without the written approval of UL Verification Services Inc.

9.1.6. LTE BAND 13

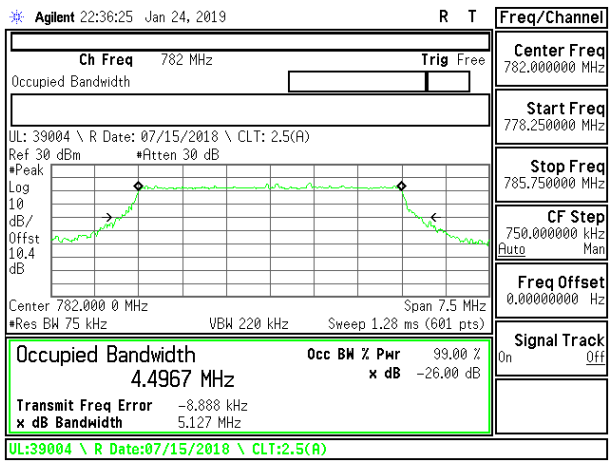

LTE B13 5MHz QPSK Mid Channel RB25-0

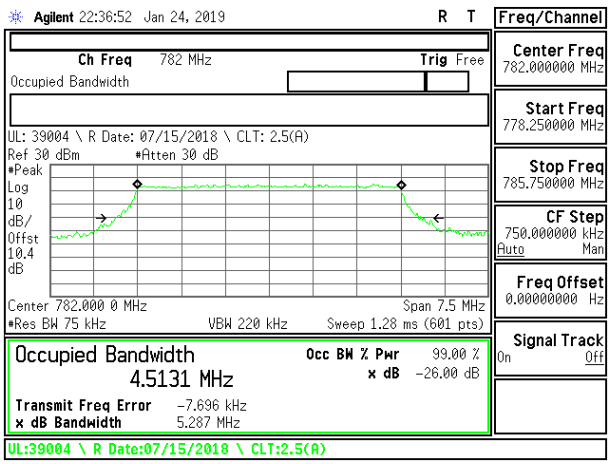

LTE B13 5MHz 16QAM Mid Channel RB25-0

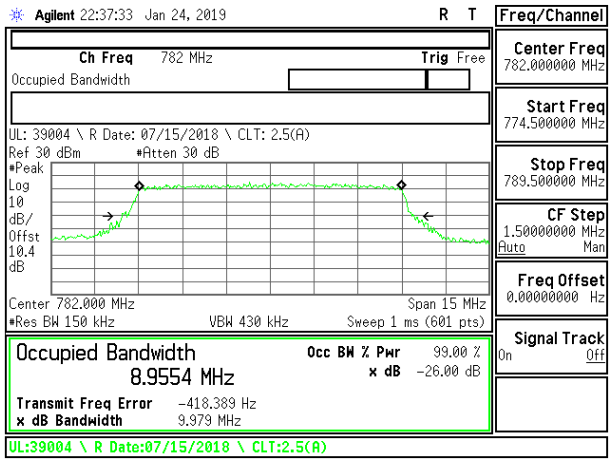

LTE B13 10MHz QPSK Mid Channel RB50-0

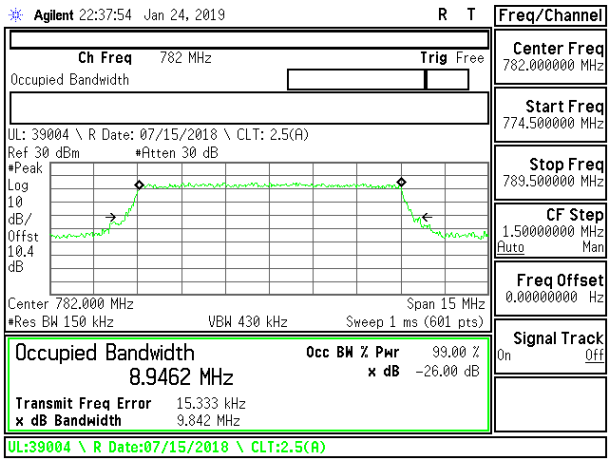

LTE B13 10MHz 16QAM Mid Channel RB50-0

UL VERIFICATION SERVICES INC. FORM NO: CCSUP4031B
47173 Benicia Street, Fremont, CA 94538; USA TEL:(510) 771-1000 FAX:(510) 661-0888
This report shall not be reproduced except in full, without the written approval of UL Verification Services Inc.

9.1.7. LTE BAND 41

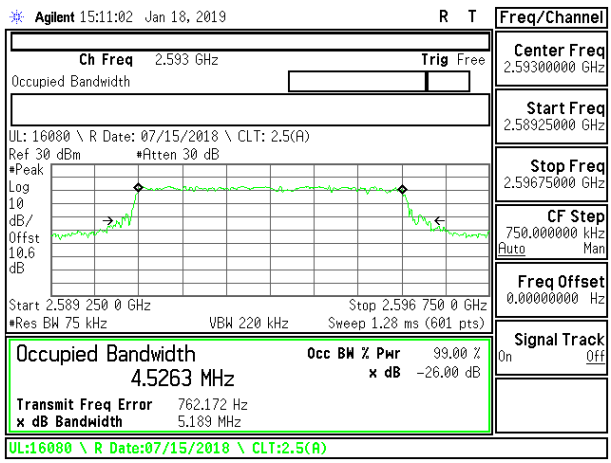

LTE B41 5MHz QPSK Mid Channel RB25-0

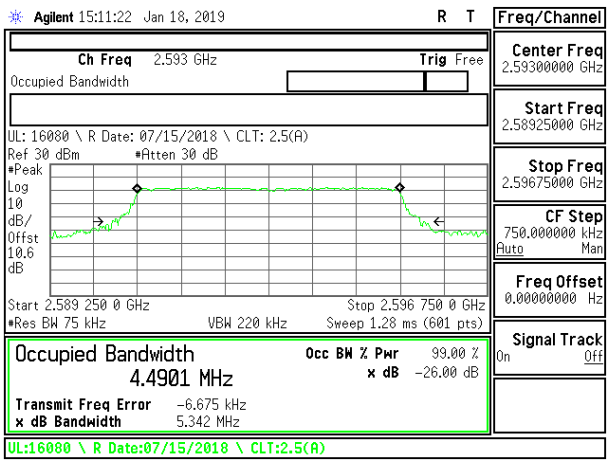

LTE B41 5MHz 16QAM Mid Channel RB25-0

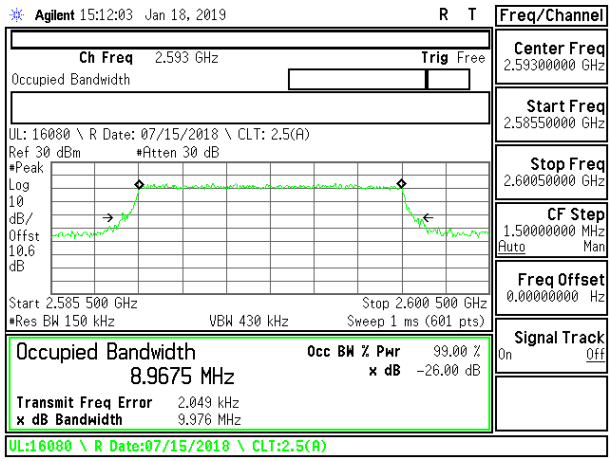

LTE B41 10MHz QPSK Mid Channel RB50-0

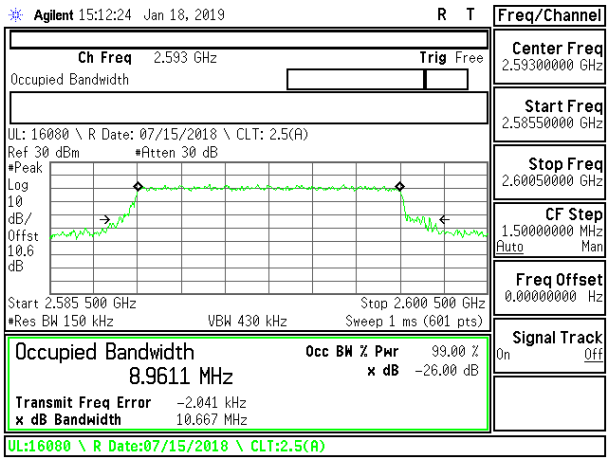

LTE B41 10MHz 16QAM Mid Channel RB50-0

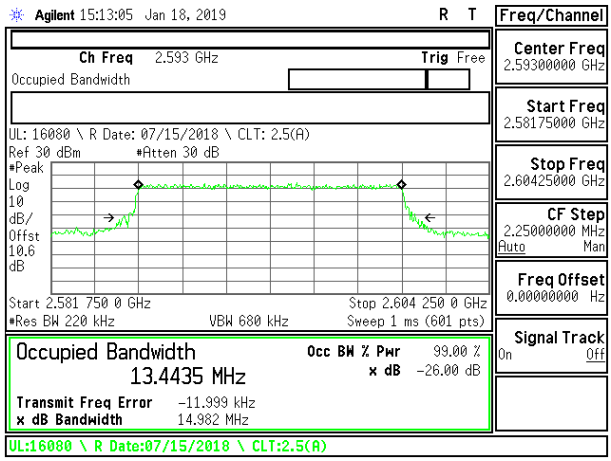

LTE B41 15MHz QPSK Mid Channel RB75-0

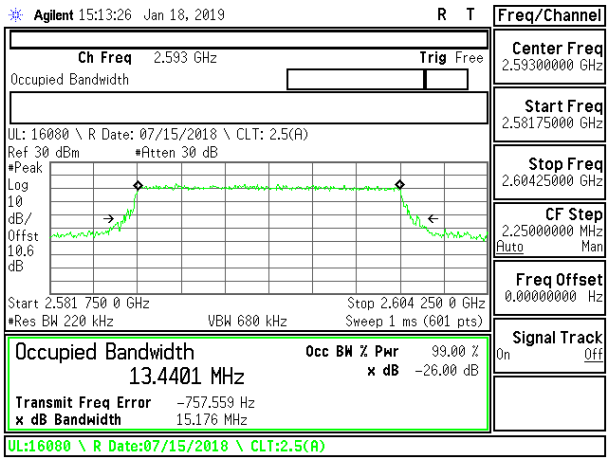

LTE B41 15MHz 16QAM Mid Channel RB75-0

UL VERIFICATION SERVICES INC. FORM NO: CCSUP4031B
47173 Benicia Street, Fremont, CA 94538; USA TEL:(510) 771-1000 FAX:(510) 661-0888
This report shall not be reproduced except in full, without the written approval of UL Verification Services Inc.

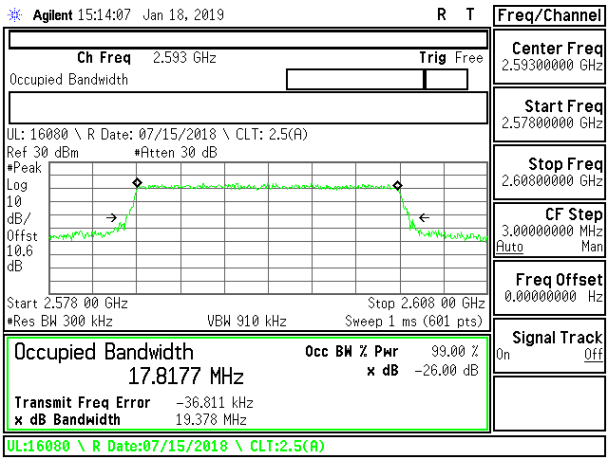

LTE B41 20MHz QPSK Mid Channel RB100-0

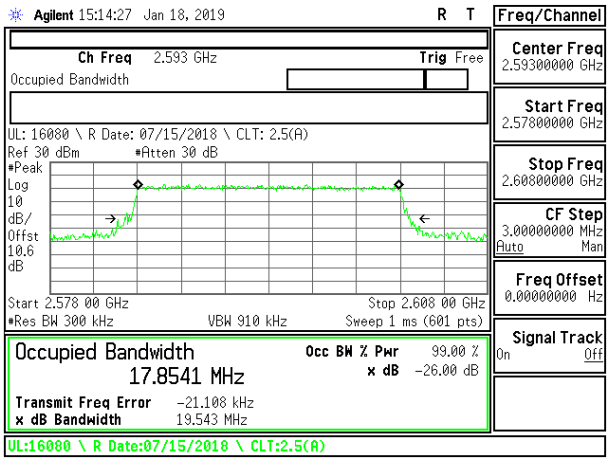

LTE B41 20MHz 16QAM Mid Channel RB100-0

UL VERIFICATION SERVICES INC. FORM NO: CCSUP4031B
47173 Benicia Street, Fremont, CA 94538; USA TEL:(510) 771-1000 FAX:(510) 661-0888
This report shall not be reproduced except in full, without the written approval of UL Verification Services Inc.

9.1.8. LTE BAND 66

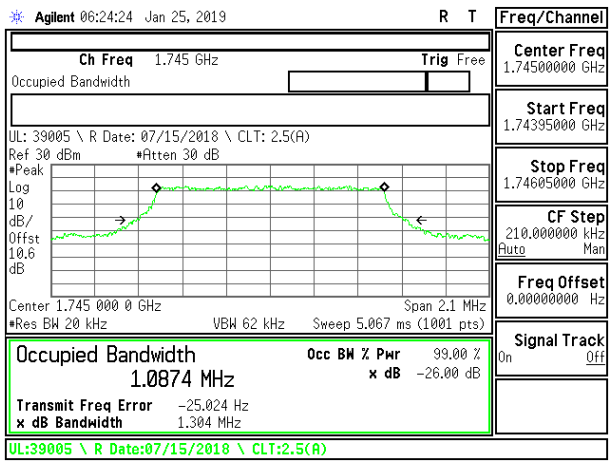

LTE B66 1.4MHz QPSK Mid Channel RB6-0

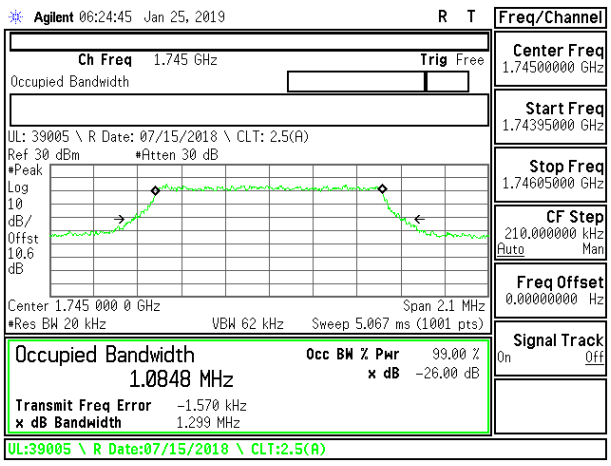

LTE B66 1.4MHz 16QAM Mid Channel RB6-0

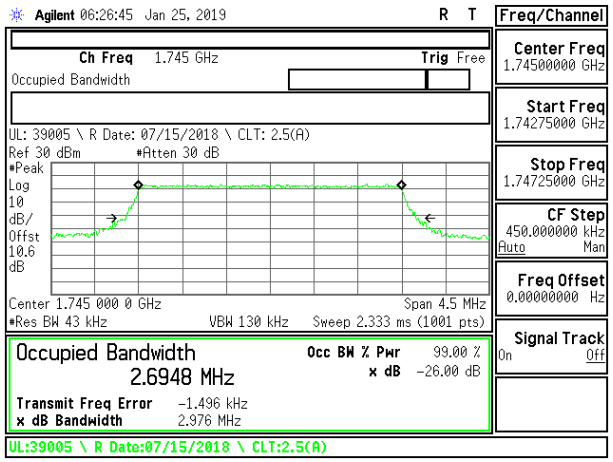

LTE B66 3MHz QPSK Mid Channel RB15-0

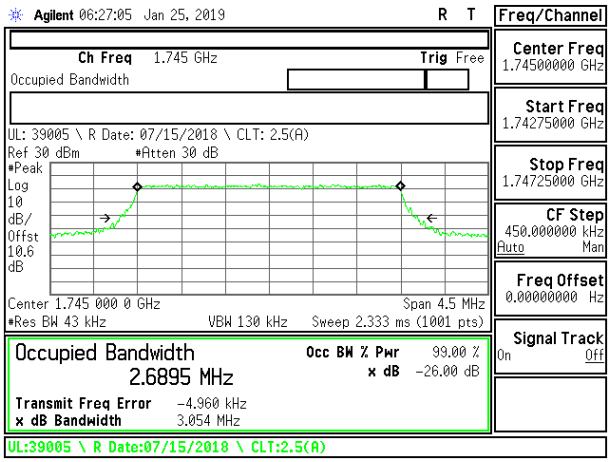

LTE B66 3MHz 16QAM Mid Channel RB15-0

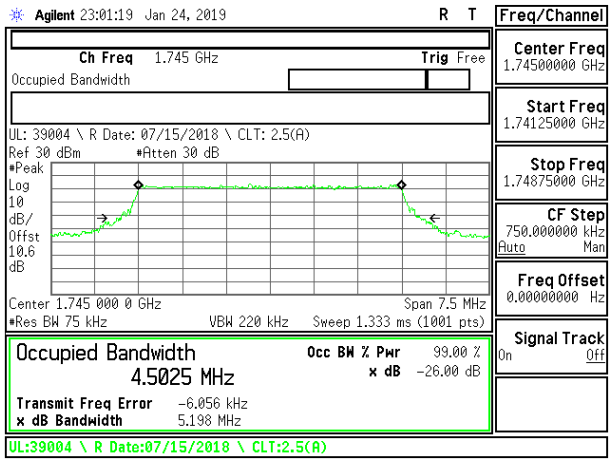

LTE B66 5MHz QPSK Mid Channel RB25-0

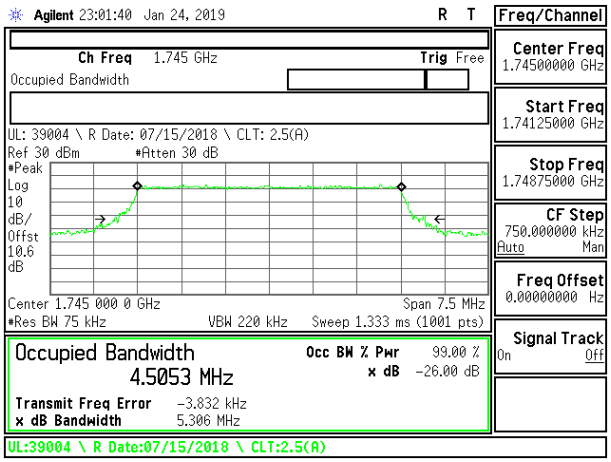

LTE B66 5MHz 16QAM Mid Channel RB25-0

UL VERIFICATION SERVICES INC. FORM NO: CCSUP4031B
47173 Benicia Street, Fremont, CA 94538; USA TEL:(510) 771-1000 FAX:(510) 661-0888
This report shall not be reproduced except in full, without the written approval of UL Verification Services Inc.

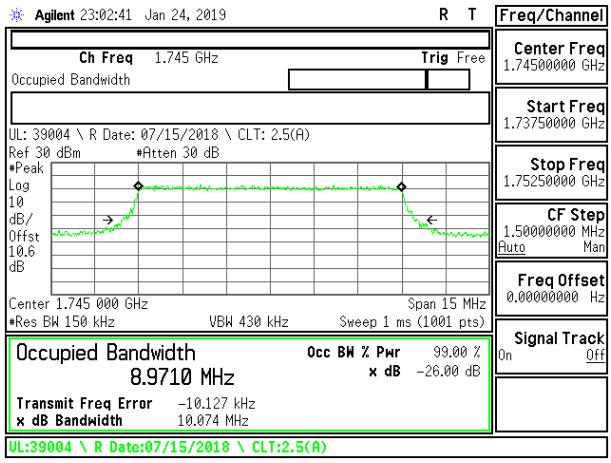

LTE B66 10MHz QPSK Mid Channel RB50-0

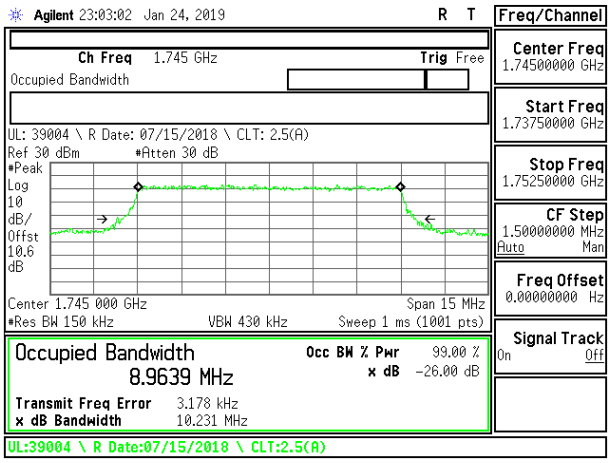

LTE B66 10MHz 16QAM Mid Channel RB50-0

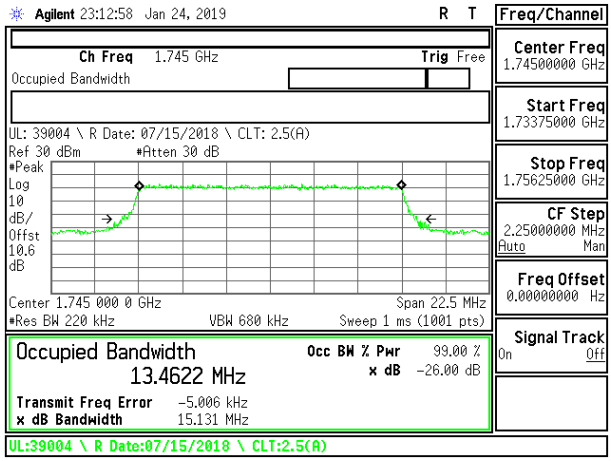

LTE B66 15MHz QPSK Mid Channel RB75-0

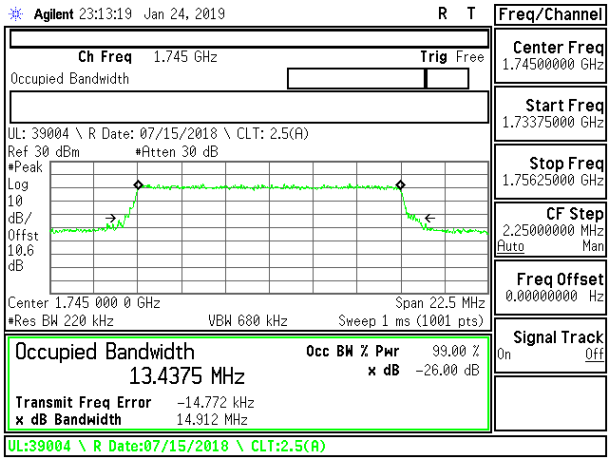

LTE B66 15MHz 16QAM Mid Channel RB75-0

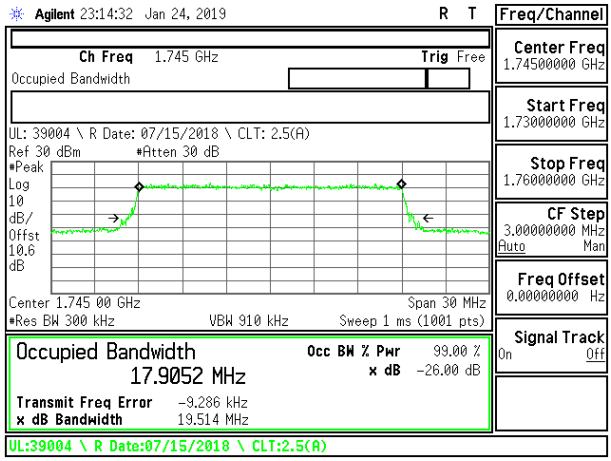

LTE B66 20MHz QPSK Mid Channel RB100-0

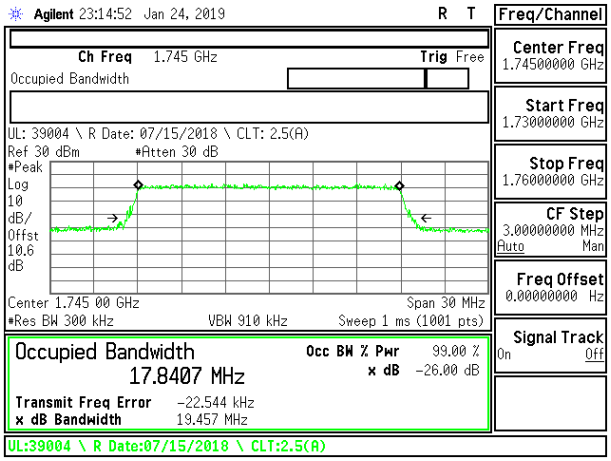

LTE B66 20MHz 16QAM Mid Channel RB100-0

UL VERIFICATION SERVICES INC. FORM NO: CCSUP4031B
47173 Benicia Street, Fremont, CA 94538; USA TEL:(510) 771-1000 FAX:(510) 661-0888
This report shall not be reproduced except in full, without the written approval of UL Verification Services Inc.

9.2. BAND EDGE AND EMISSION MASK

RULE PART(S)

FCC: §2.1051, §22.917, §24.238, and §27.53

LIMITS

FCC: §22.917, §24.238, §27.53 (h)

The power of any emission outside of the authorized operating frequency ranges must be attenuated below the transmitting power (P) by a factor of at least 43 + 10 log (P) dB.

FCC: §27.53 (Band 13)

(c) For operations in the 746-758 MHz band and the 776-788 MHz band, the power of any emission outside the licensee's frequency band(s) of operation shall be attenuated below the transmitter power (P) within the licensed band(s) of operation, measured in watts, in accordance with the following:

(2) On any frequency outside the 776-788 MHz band, the power of any emission shall be attenuated outside the band below the transmitter power (P) by at least 43 + 10 log (P) dB;

(4) On all frequencies between 763-775 MHz and 793-805 MHz, by a factor not less than 65 + 10 log (P) dB in a 6.25 kHz band segment, for mobile and portable stations;

(5) Compliance with the provisions of paragraphs (c)(2) of this section is based on the use of measurement instrumentation employing a resolution bandwidth of 100 kHz or greater. However, in the 100 kHz bands immediately outside and adjacent to the frequency block, a resolution bandwidth of at least 30 kHz may be employed;

(6) Compliance with the provisions of paragraphs (c)(4) of this section is based on the use of measurement instrumentation such that the reading taken with any resolution bandwidth setting should be adjusted to indicate spectral energy in a 6.25 kHz segment.

(f) Emissions in the band 1559-1610 MHz shall be limited to −70 dBW/MHz equivalent isotropically radiated power (EIRP) for wideband signals. (-70 dBW/MHz = -40dBm/MHz).

FCC: §27.53 (Band 12, 17)

(g) For operations in the 600 MHz band and the 698-746 MHz band, the power of any emission outside a licensee's frequency band(s) of operation shall be attenuated below the transmitter power (P) within the licensed band(s) of operation, measured in watts, by at least 43 + 10 log (P) dB. Compliance with this provision is based on the use of measurement instrumentation employing a resolution bandwidth of 100 kilohertz or greater. However, in the 100 kilohertz bands immediately outside and adjacent to a licensee's frequency block, a resolution bandwidth of at least 30 kHz may be employed.

FCC: §27.53 (41)

(m)(4) For mobile digital stations, the attenuation factor shall be not less than 40 + 10 log (P) dB on all frequencies between the channel edge and 5 megahertz from the channel edge, 43 + 10 log (P) dB on all frequencies between 5 megahertz and X megahertz from the channel edge, and 55 + 10 log (P) dB on all frequencies more than X megahertz from the channel edge, where X is the greater of 6 megahertz or the actual emission bandwidth as defined in paragraph (m)(6) of this section. In addition, the attenuation factor shall not be less that 43 + 10 log (P) dB on all frequencies between 2490.5 MHz and 2496 MHz and 55 + 10 log (P) dB at or below 2490.5 MHz. Mobile Satellite Service licensees operating on frequencies below 2495 MHz may also submit a documented interference complaint against BRS licensees operating on channel BRS Channel 1 on the same terms and conditions as adjacent channel BRS or EBS licensees.

TEST PROCEDURE

This report shall not be reproduced except in full, without the written approval of UL Verification Services Inc.

The transmitter output was connected to a CMW500Test Set and configured to operate at maximum power. The band edge emissions were measured at the required operating frequencies in each band on the Spectrum Analyzer.
For each band edge measurement:

- Set the spectrum analyzer span to include the block edge frequency.
- Set a marker to point the corresponding band edge frequency in each test case.
- Set display line at -13 dBm
- Set resolution bandwidth to at least 1% of emission bandwidth.

MODES TESTED

- GSM 850
- GSM 1900
- WCDMA Band 5
- WCDMA Band 2
- WCDMA Band 4
- LTE Band 2
- LTE Band 5
- LTE Band 12
- LTE Band 13
- LTE Band 41
- LTE Band 66

RESULTS

UL VERIFICATION SERVICES INC. FORM NO: CCSUP4031B
47173 Benicia Street, Fremont, CA 94538; USA TEL:(510) 771-1000 FAX:(510) 661-0888
This report shall not be reproduced except in full, without the written approval of UL Verification Services Inc.

9.2.1. GSM850

GPRS

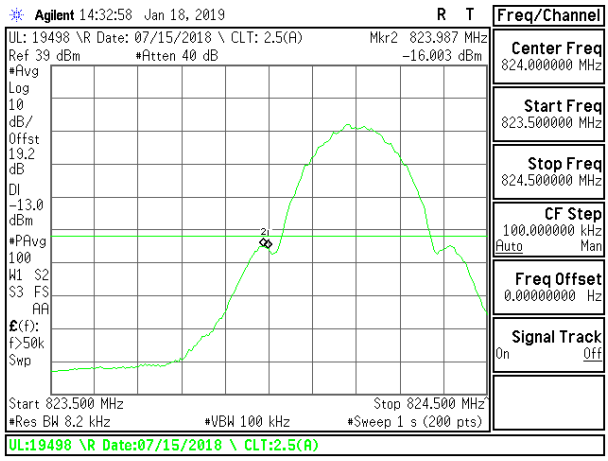

GSM850 GPRS LOW Channel

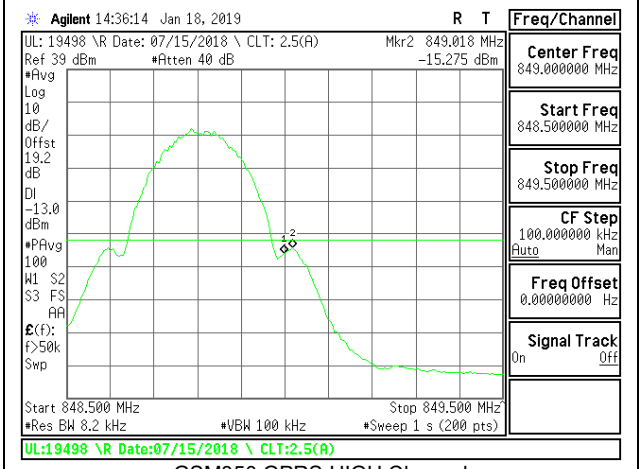

GSM850 GPRS HIGH Channel

EGPRS

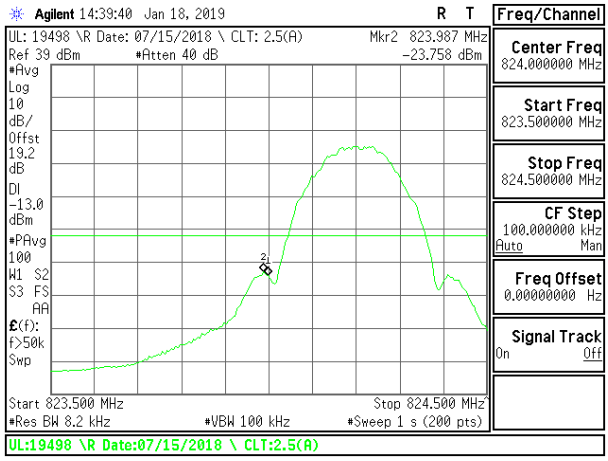

GSM850 EGPRS LOW Channel

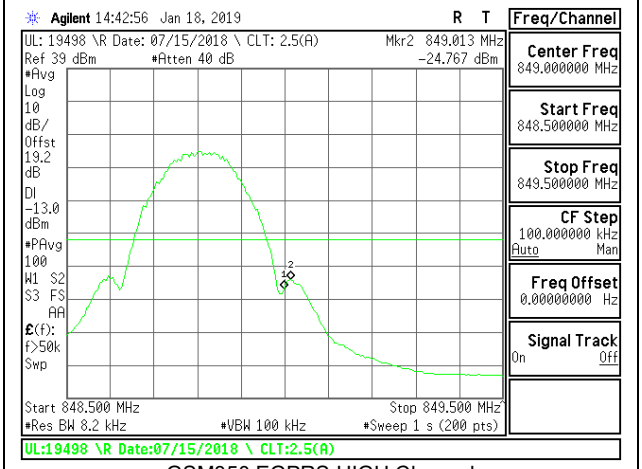

GSM850 EGPRS HIGH Channel

UL VERIFICATION SERVICES INC. FORM NO: CCSUP4031B
47173 Benicia Street, Fremont, CA 94538; USA TEL:(510) 771-1000 FAX:(510) 661-0888
This report shall not be reproduced except in full, without the written approval of UL Verification Services Inc.

9.2.2. GSM1900

GPRS

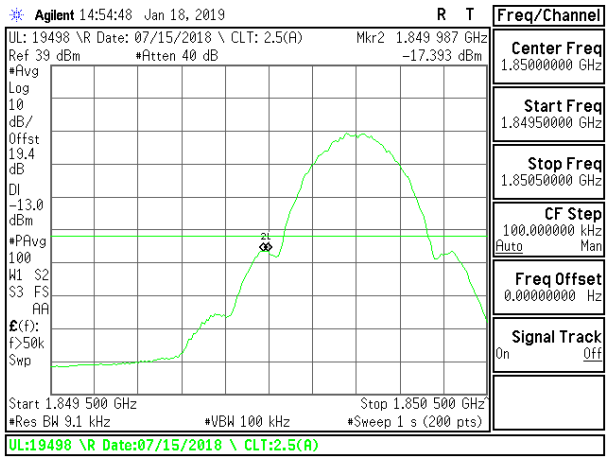

GSM1900 GPRS LOW Channel

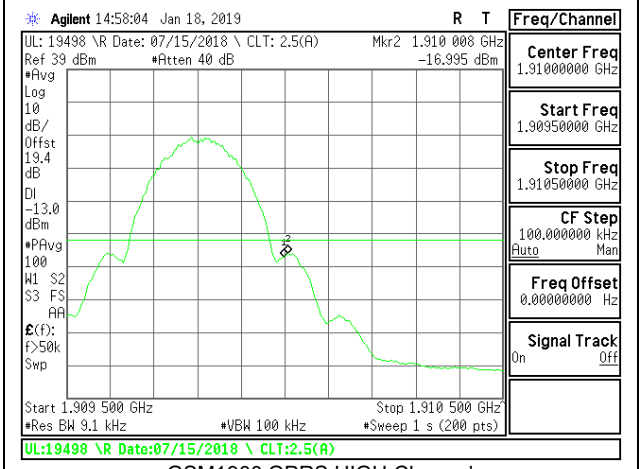

GSM1900 GPRS HIGH Channel

EGPRS

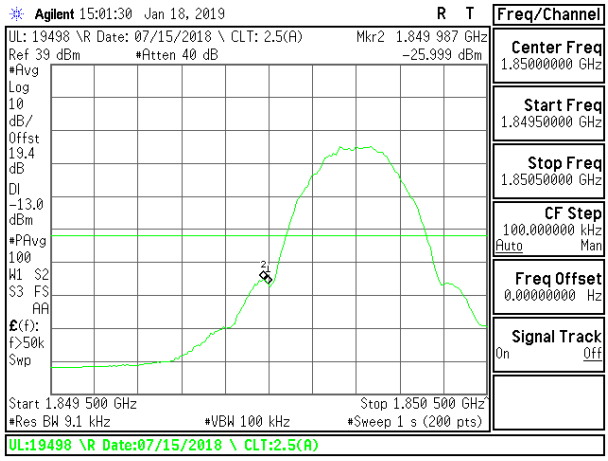

GSM1900 EGPRS LOW Channel

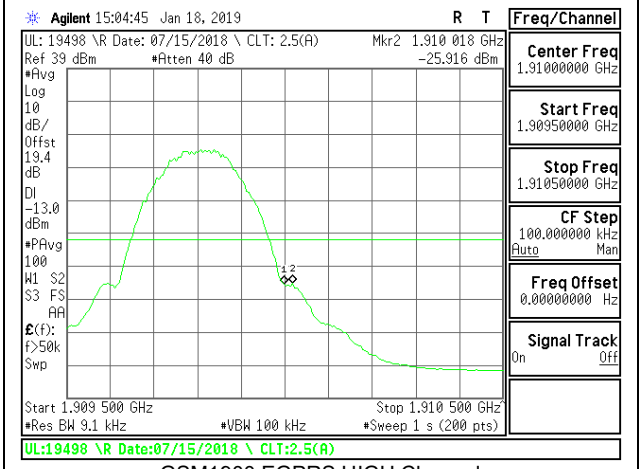

GSM1900 EGPRS HIGH Channel

UL VERIFICATION SERVICES INC. FORM NO: CCSUP4031B
47173 Benicia Street, Fremont, CA 94538; USA TEL:(510) 771-1000 FAX:(510) 661-0888
This report shall not be reproduced except in full, without the written approval of UL Verification Services Inc.

9.2.3. WCDMA BAND5

Rel99

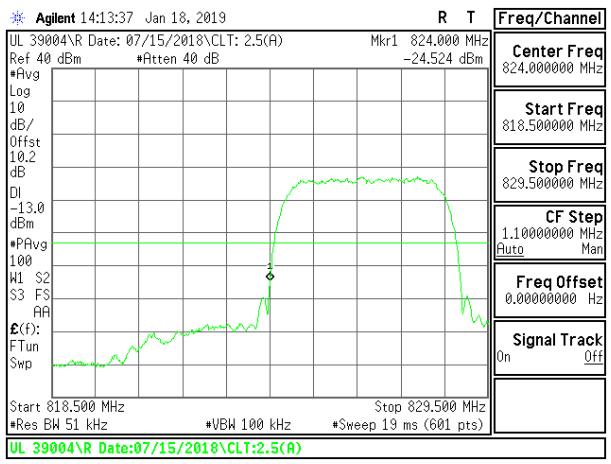

BAND5 Rel99 LOW Channel

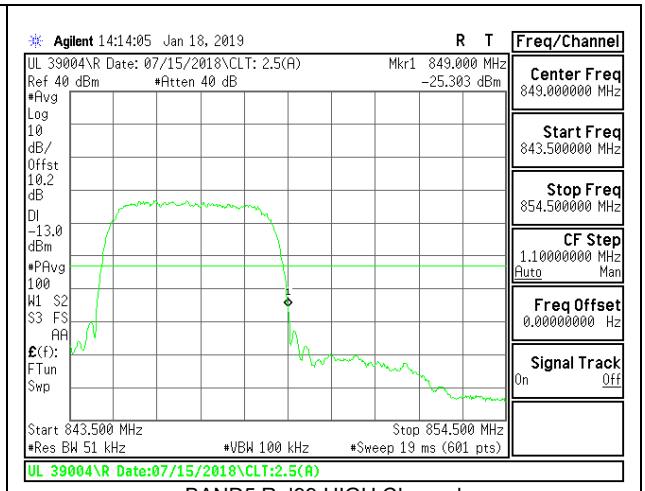

BAND5 Rel99 HIGH Channel

HSDPA

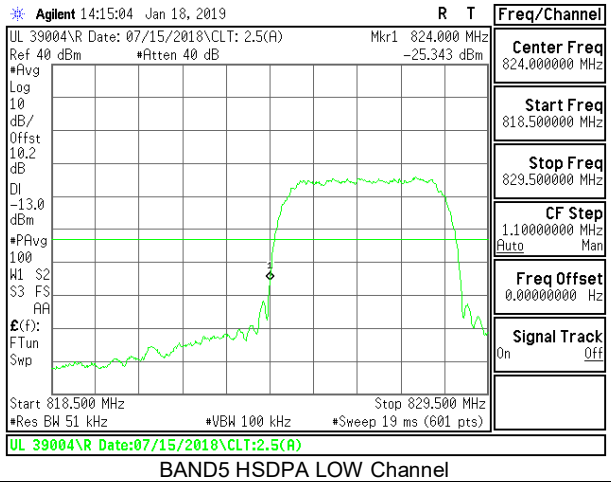

BAND5 HSDPA LOW Channel

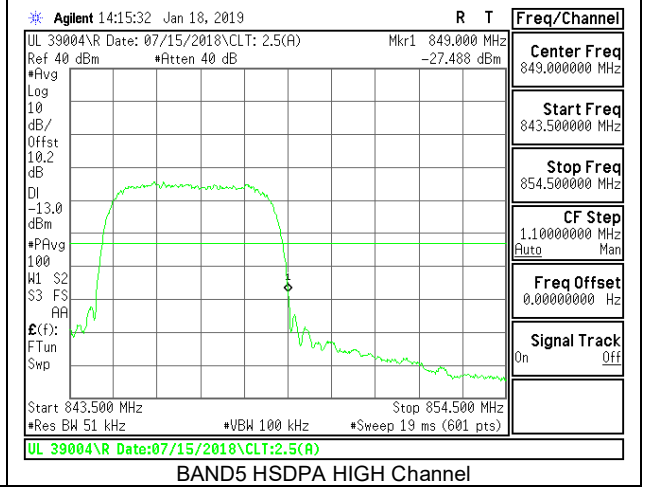

BAND5 HSDPA HIGH Channel

UL VERIFICATION SERVICES INC. FORM NO: CCSUP4031B
47173 Benicia Street, Fremont, CA 94538; USA TEL:(510) 771-1000 FAX:(510) 661-0888
This report shall not be reproduced except in full, without the written approval of UL Verification Services Inc.

9.2.4. WCDMA BAND2

Rel99

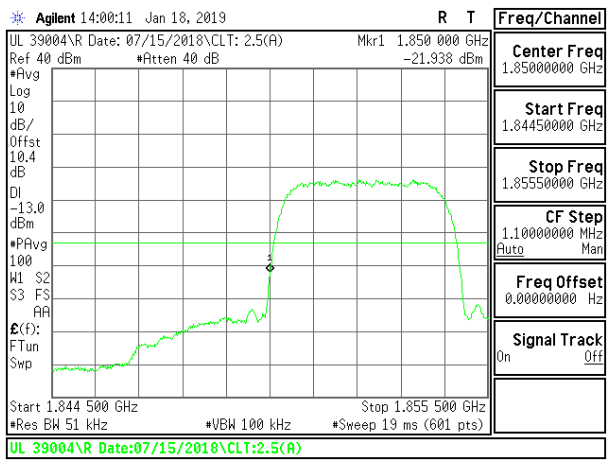

BAND2 Rel99 LOW Channel

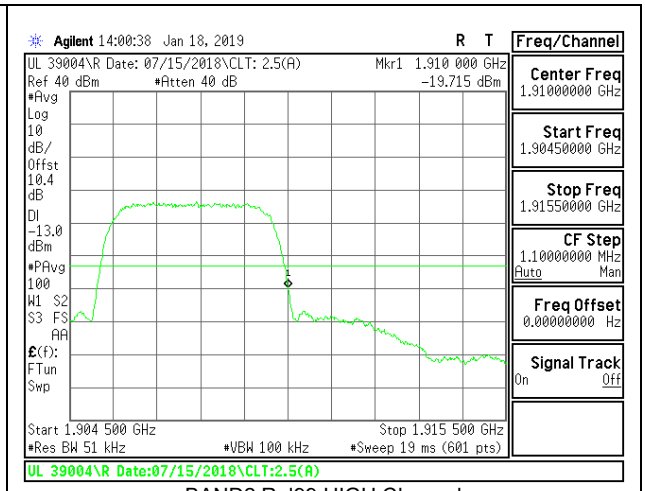

BAND2 Rel99 HIGH Channel

HSDPA

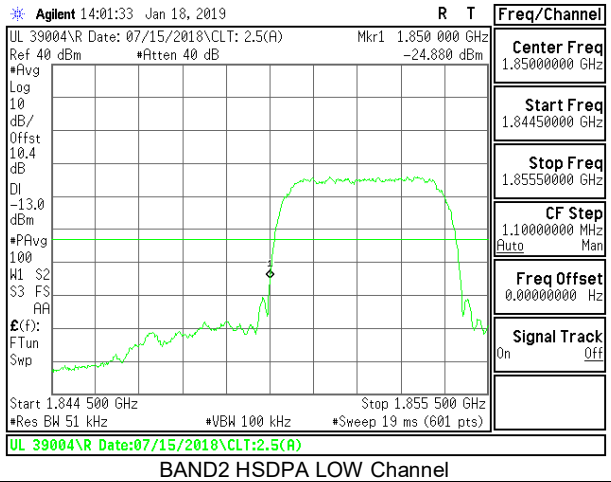

BAND2 HSDPA LOW Channel

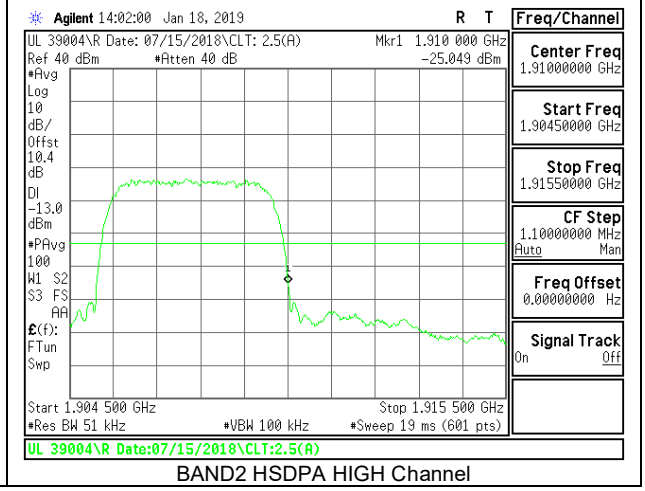

BAND2 HSDPA HIGH Channel

UL VERIFICATION SERVICES INC. FORM NO: CCSUP4031B
47173 Benicia Street, Fremont, CA 94538; USA TEL:(510) 771-1000 FAX:(510) 661-0888
This report shall not be reproduced except in full, without the written approval of UL Verification Services Inc.

9.2.5. WCDMA BAND4

Rel99

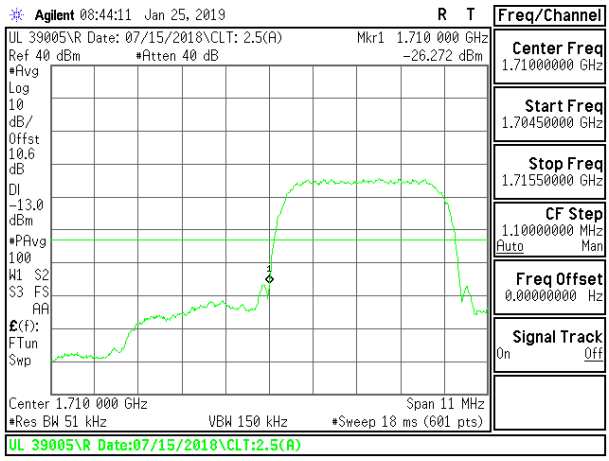

BAND4 Rel99 LOW Channel

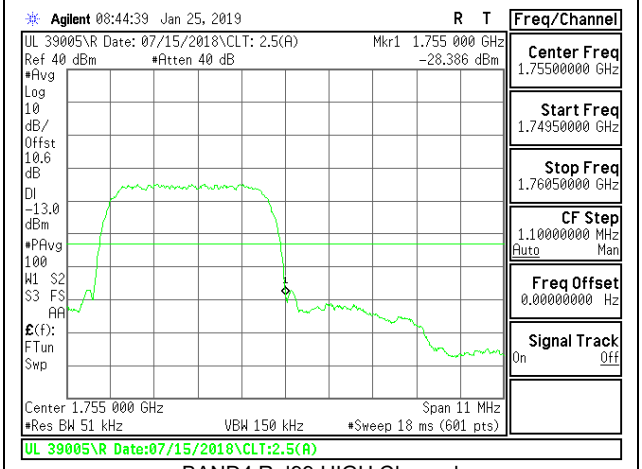

BAND4 Rel99 HIGH Channel

HSDPA

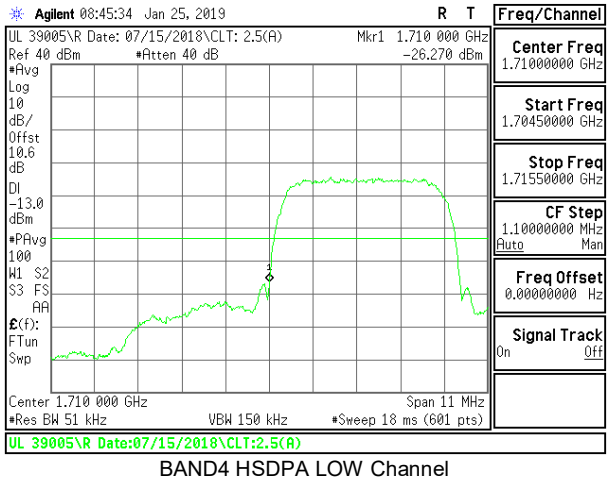

BAND4 HSDPA LOW Channel

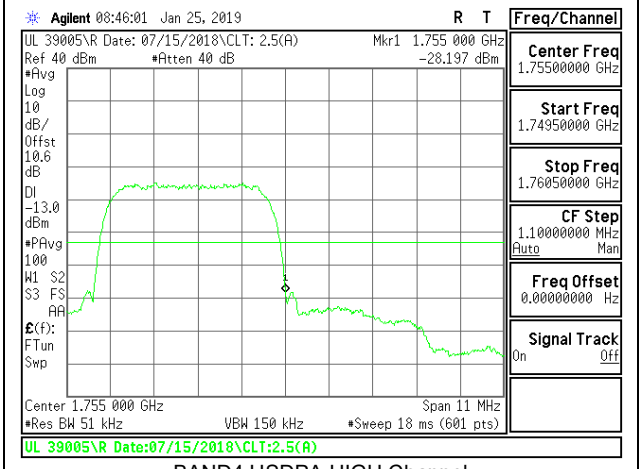

BAND4 HSDPA HIGH Channel

UL VERIFICATION SERVICES INC. FORM NO: CCSUP4031B
47173 Benicia Street, Fremont, CA 94538; USA TEL:(510) 771-1000 FAX:(510) 661-0888
This report shall not be reproduced except in full, without the written approval of UL Verification Services Inc.

9.2.6. LTE BAND 2 BANDEDGE

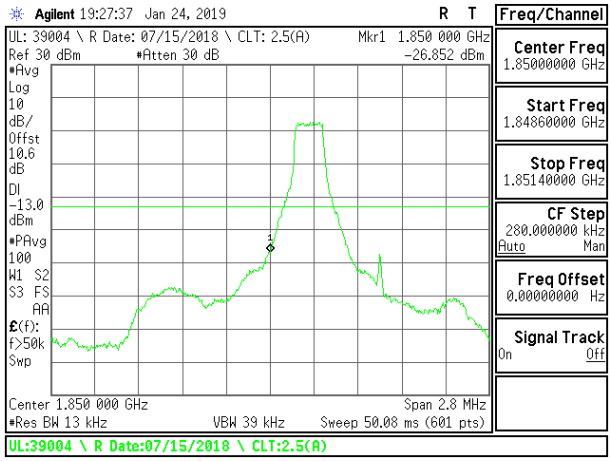

LTE B2 1.4MHz QPSK Low Channel RB1-0

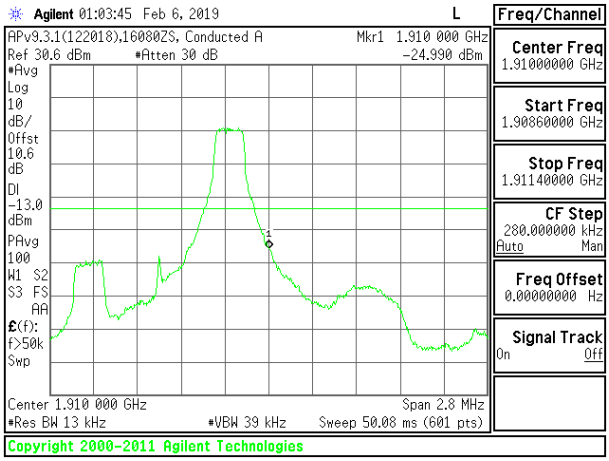

LTE B2 1.4MHz QPSK High Channel RB1-5

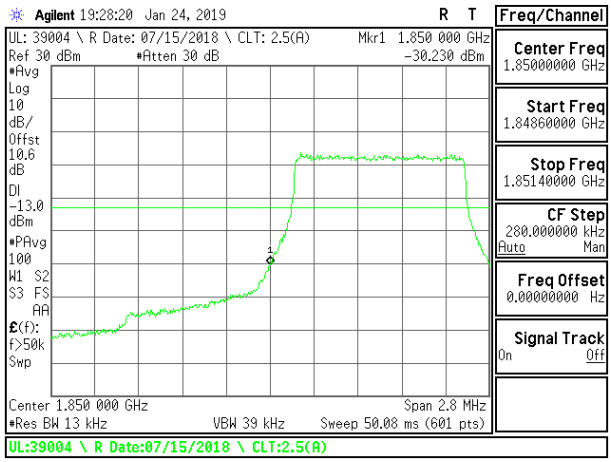

LTE B2 1.4MHz QPSK Low Channel RB6-0

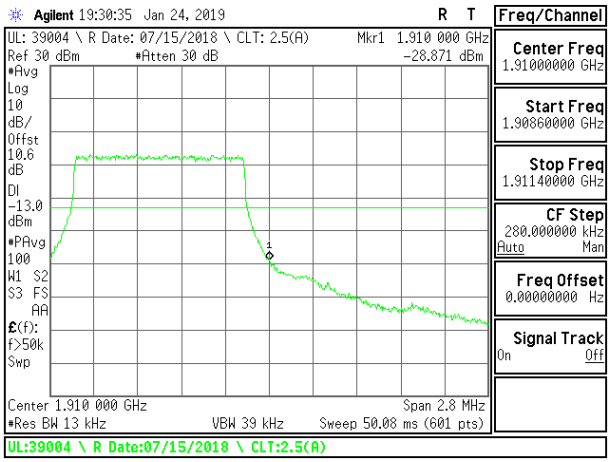

LTE B2 1.4MHz QPSK High Channel RB6-0

This report shall not be reproduced except in full, without the written approval of UL Verification Services Inc.

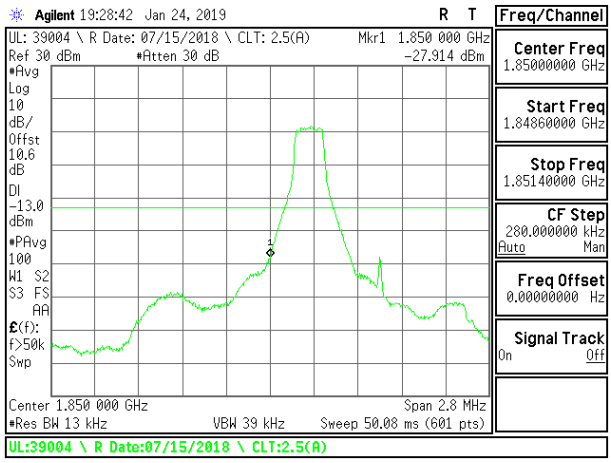

LTE B2 1.4MHz 16QAM Low Channel RB1-0

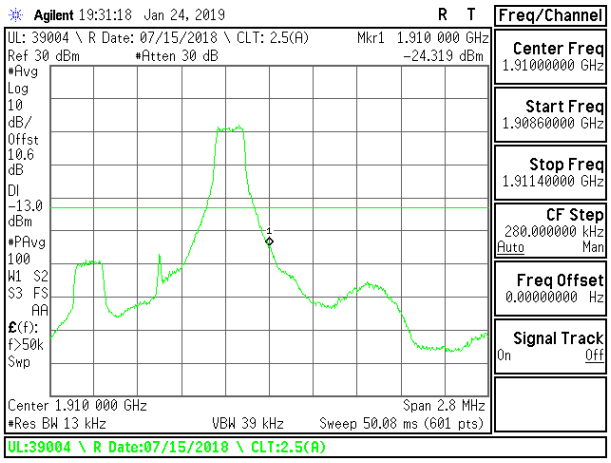

LTE B2 1.4MHz 16QAM High Channel RB1-5

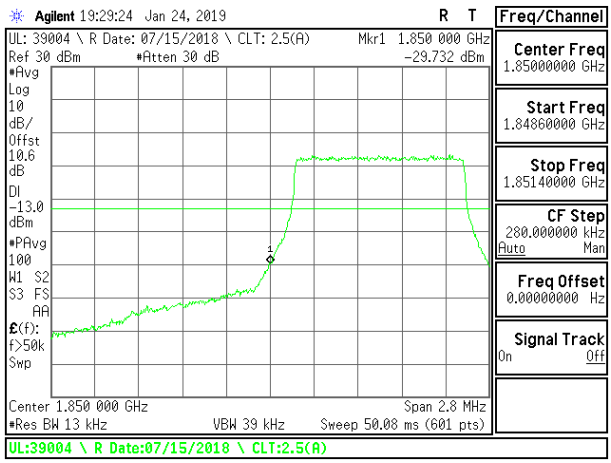

LTE B2 1.4MHz 16QAM Low Channel RB6-0

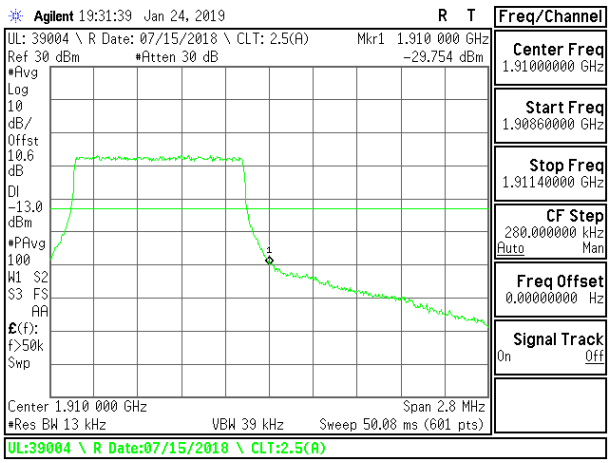

LTE B2 1.4MHz 16QAM High Channel RB6-0

UL VERIFICATION SERVICES INC. FORM NO: CCSUP4031B
47173 Benicia Street, Fremont, CA 94538; USA TEL:(510) 771-1000 FAX:(510) 661-0888
This report shall not be reproduced except in full, without the written approval of UL Verification Services Inc.

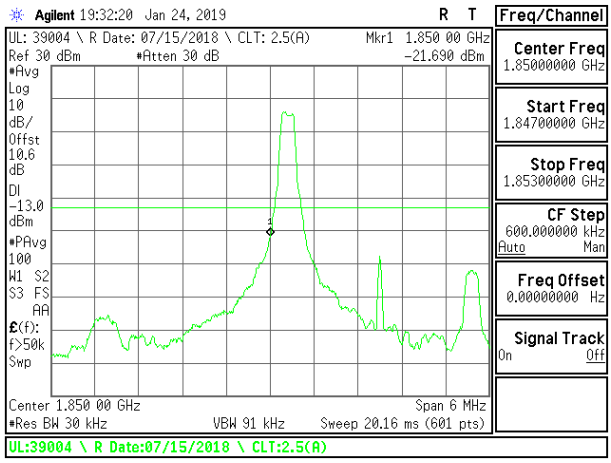

LTE B2 3MHz QPSK Low Channel RB1-0

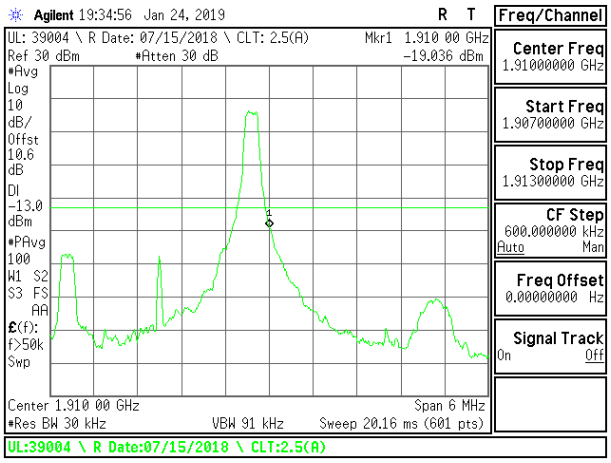

LTE B2 3MHz QPSK High Channel RB1-14

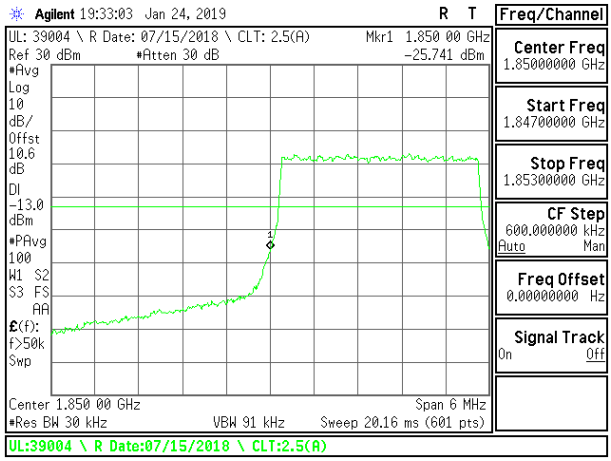

LTE B2 3MHz QPSK Low Channel RB15-0

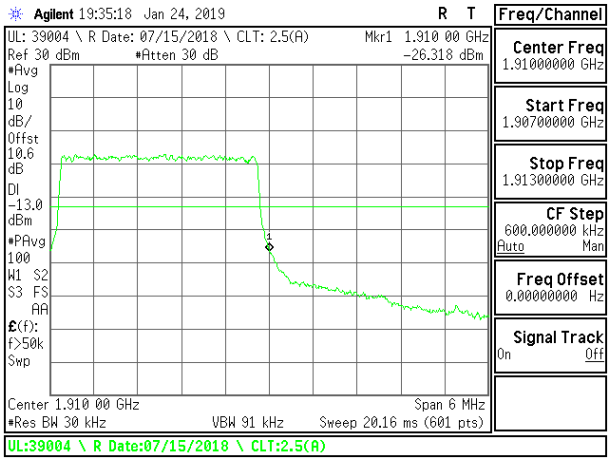

LTE B2 3MHz QPSK High Channel RB15-0

UL VERIFICATION SERVICES INC. FORM NO: CCSUP4031B
47173 Benicia Street, Fremont, CA 94538; USA TEL:(510) 771-1000 FAX:(510) 661-0888
This report shall not be reproduced except in full, without the written approval of UL Verification Services Inc.

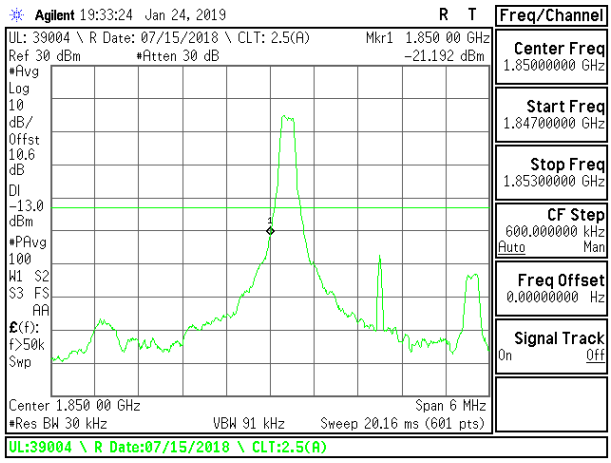

LTE B2 3MHz 16QAM Low Channel RB1-0

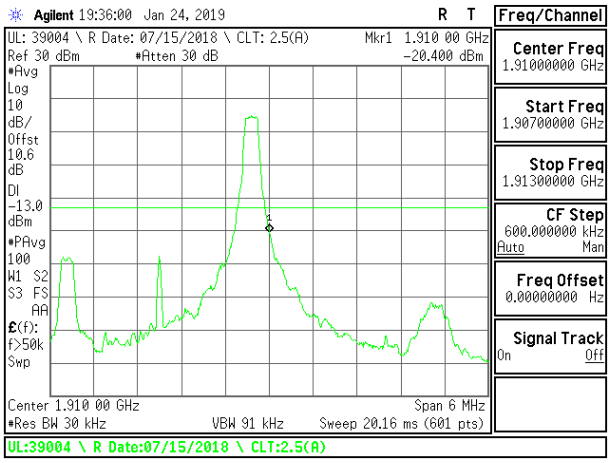

LTE B2 3MHz 16QAM High Channel RB1-14

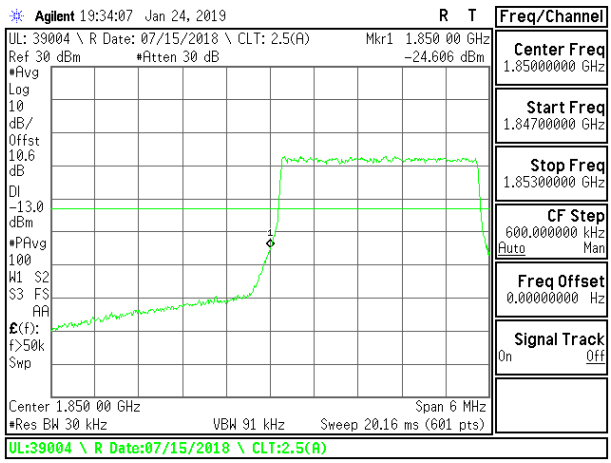

LTE B2 3MHz 16QAM Low Channel RB15-0

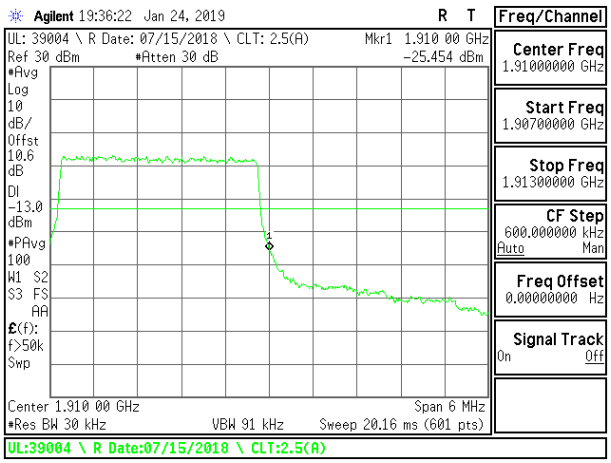

LTE B2 3MHz 16QAM High Channel RB15-0

This report shall not be reproduced except in full, without the written approval of UL Verification Services Inc.

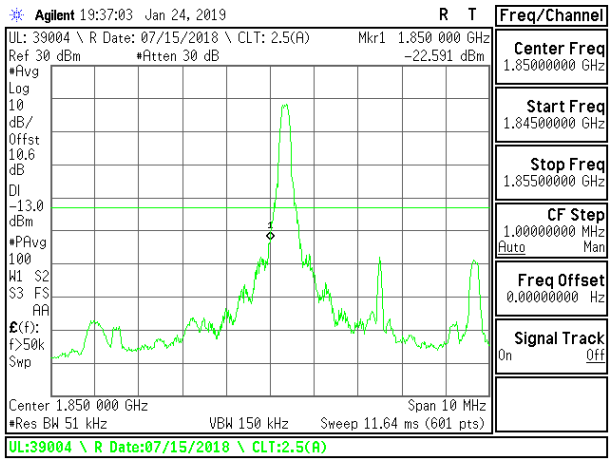

LTE B2 5MHz QPSK Low Channel RB1-0

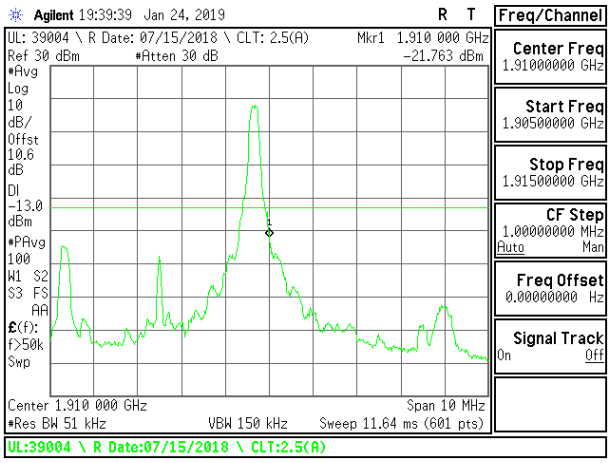

LTE B2 5MHz QPSK High Channel RB1-24

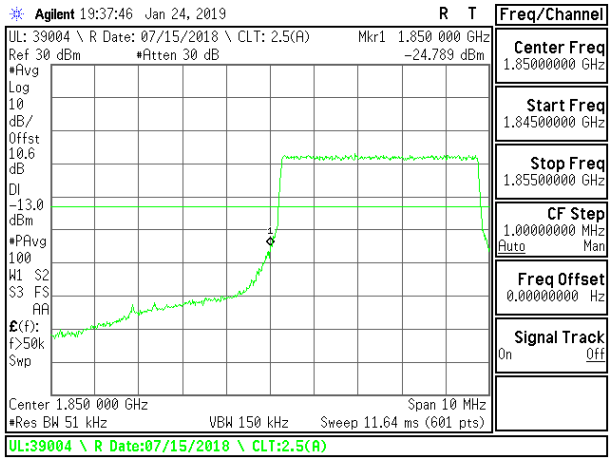

LTE B2 5MHz QPSK Low Channel RB25-0

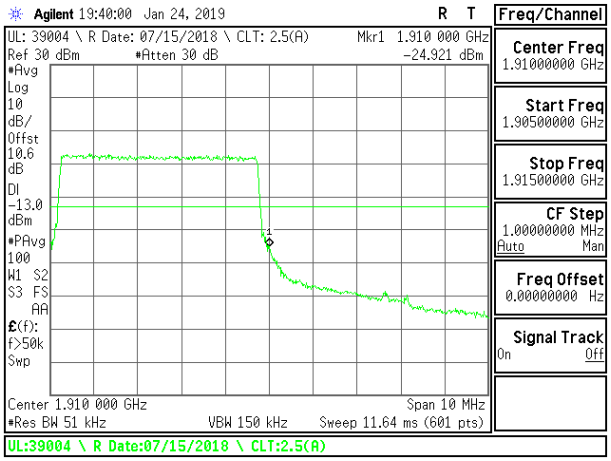

LTE B2 5MHz QPSK High Channel RB25-0

UL VERIFICATION SERVICES INC. FORM NO: CCSUP4031B
47173 Benicia Street, Fremont, CA 94538; USA TEL:(510) 771-1000 FAX:(510) 661-0888
This report shall not be reproduced except in full, without the written approval of UL Verification Services Inc.

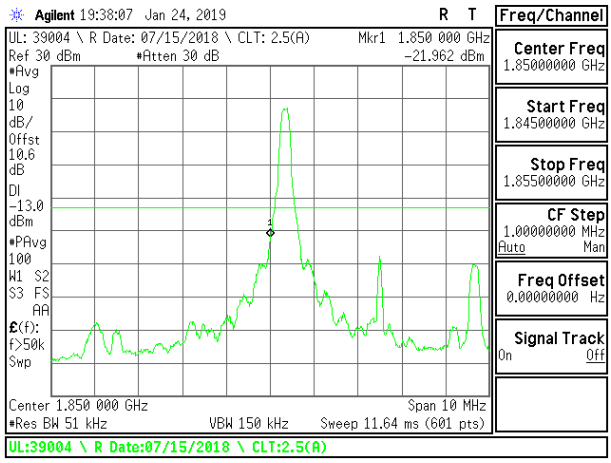

LTE B2 5MHz 16QAM Low Channel RB1-0

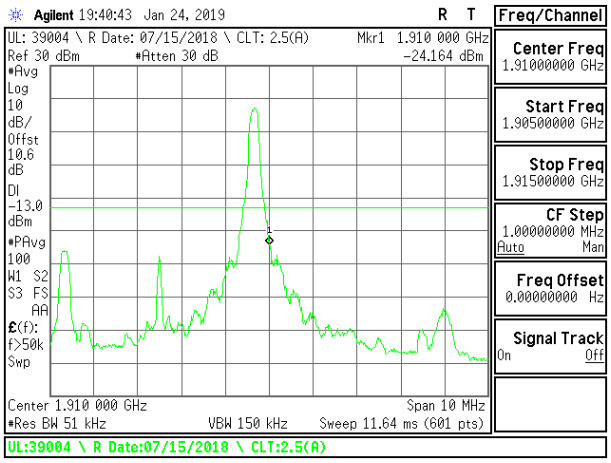

LTE B2 5MHz 16QAM High Channel RB1-24

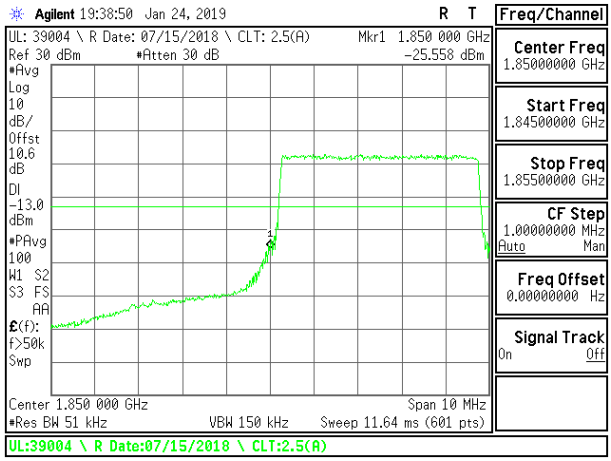

LTE B2 5MHz 16QAM Low Channel RB25-0

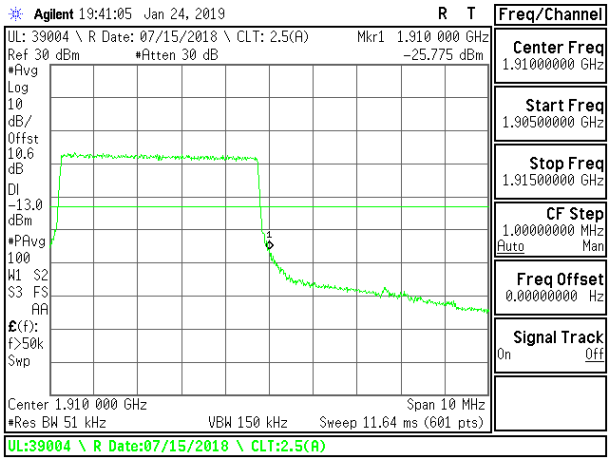

LTE B2 5MHz 16QAM High Channel RB25-0

UL VERIFICATION SERVICES INC. FORM NO: CCSUP4031B
47173 Benicia Street, Fremont, CA 94538; USA TEL:(510) 771-1000 FAX:(510) 661-0888
This report shall not be reproduced except in full, without the written approval of UL Verification Services Inc.

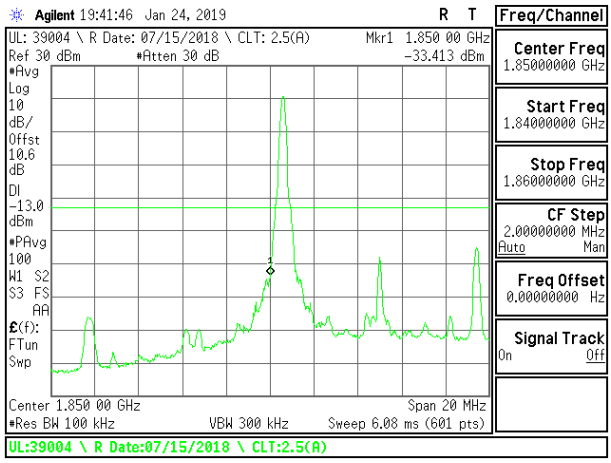

LTE B2 10MHz QPSK Low Channel RB1-0

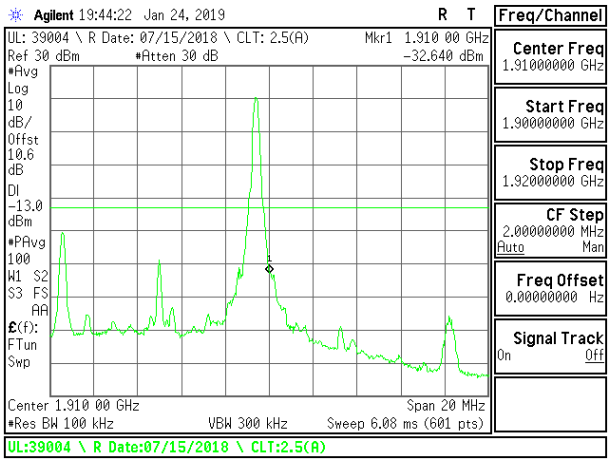

LTE B2 10MHz QPSK High Channel RB1-49

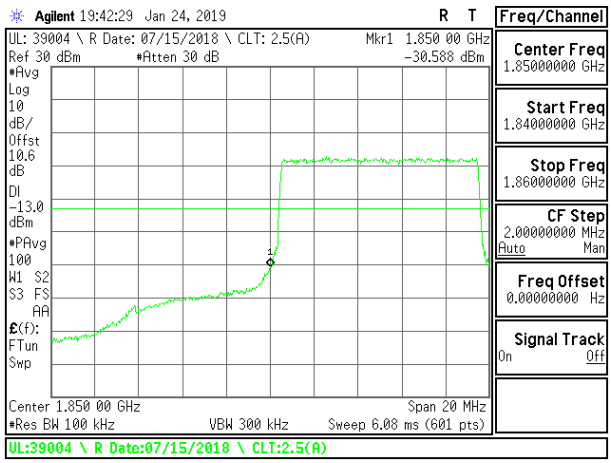

LTE B2 10MHz QPSK Low Channel RB50-0

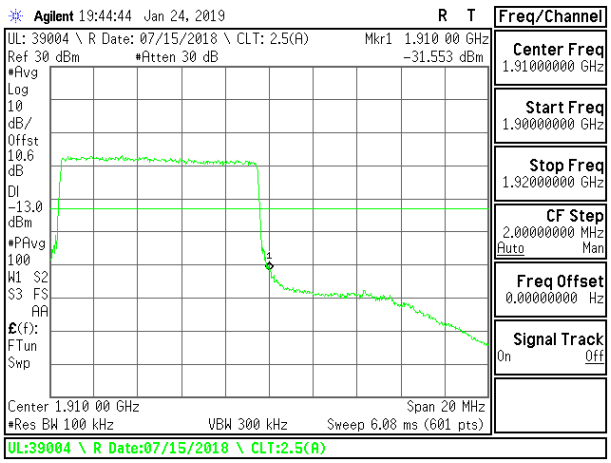

LTE B2 10MHz QPSK High Channel RB50-0

UL VERIFICATION SERVICES INC. FORM NO: CCSUP4031B
47173 Benicia Street, Fremont, CA 94538; USA TEL:(510) 771-1000 FAX:(510) 661-0888
This report shall not be reproduced except in full, without the written approval of UL Verification Services Inc.

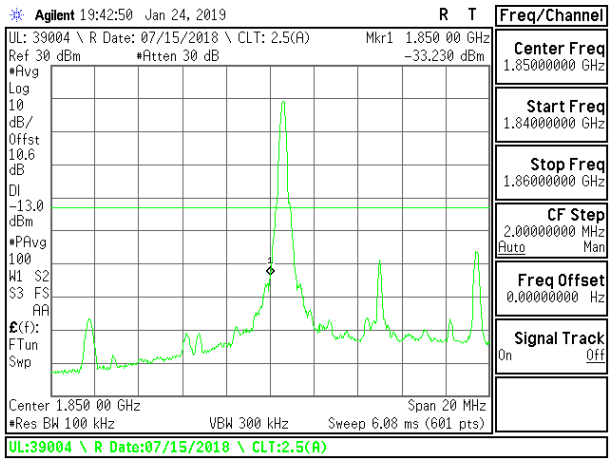

LTE B2 10MHz 16QAM Low Channel RB1-0

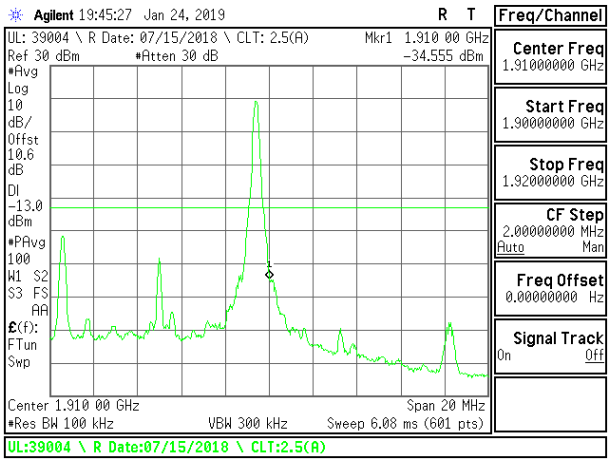

LTE B2 10MHz 16QAM High Channel RB1-49

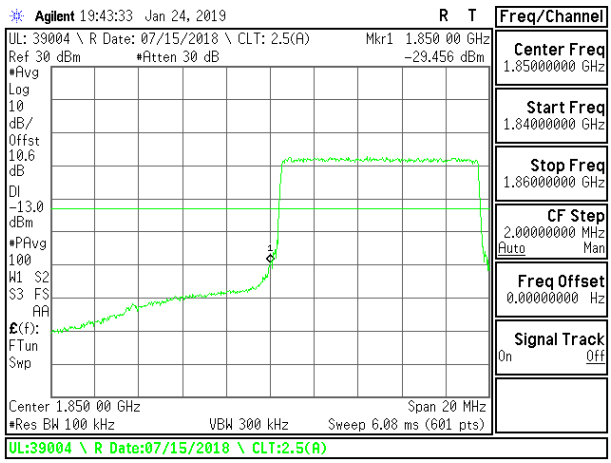

LTE B2 10MHz 16QAM Low Channel RB50-0

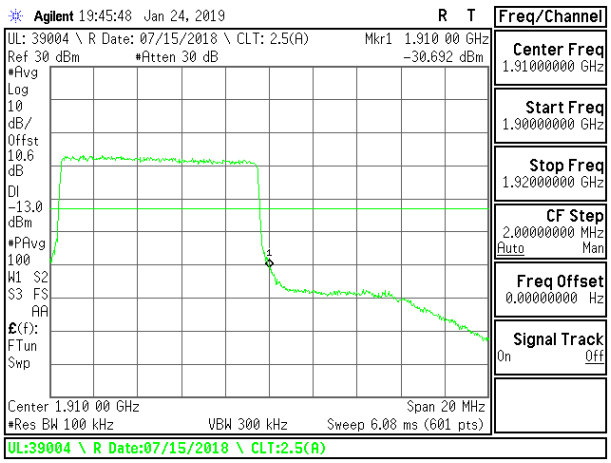

LTE B2 10MHz 16QAM High Channel RB50-0

UL VERIFICATION SERVICES INC. FORM NO: CCSUP4031B
47173 Benicia Street, Fremont, CA 94538; USA TEL:(510) 771-1000 FAX:(510) 661-0888
This report shall not be reproduced except in full, without the written approval of UL Verification Services Inc.

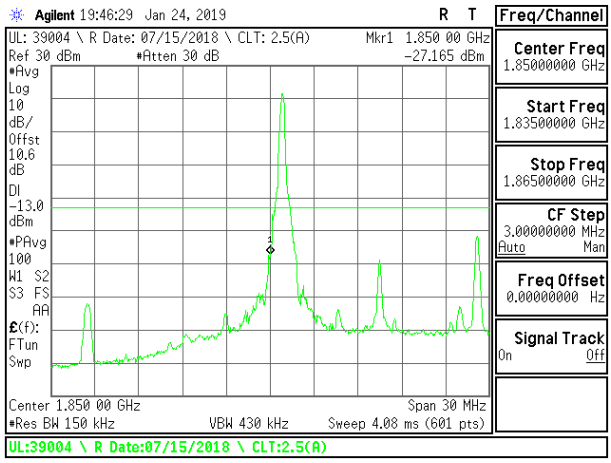

LTE B2 15MHz QPSK Low Channel RB1-0

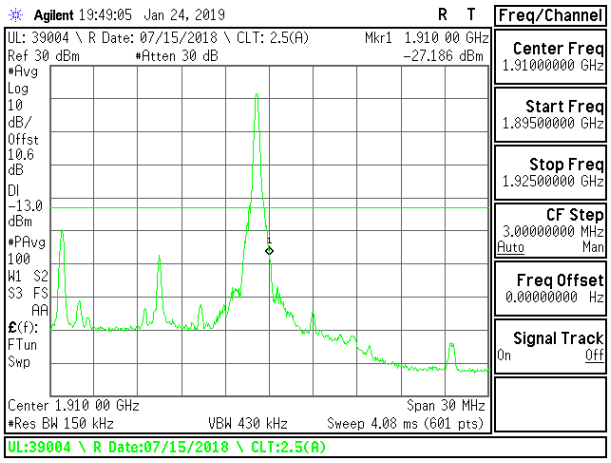

LTE B2 15MHz QPSK High Channel RB1-74

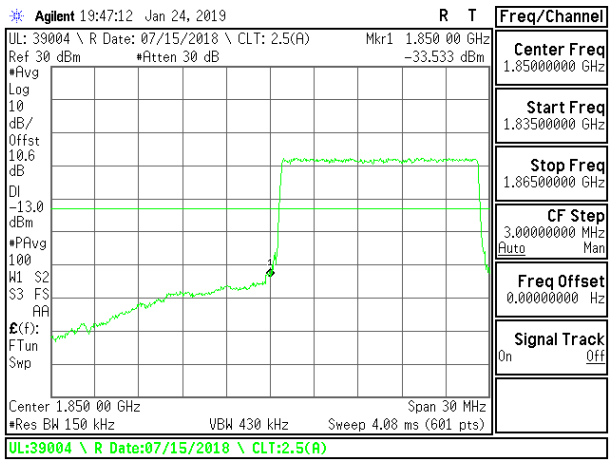

LTE B2 15MHz QPSK Low Channel RB75-0

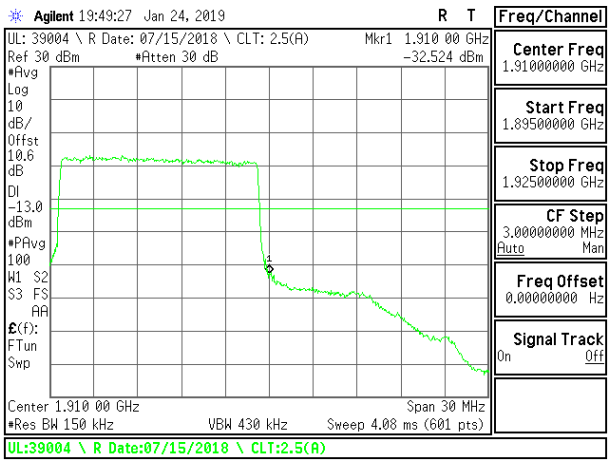

LTE B2 15MHz QPSK High Channel RB75-0

UL VERIFICATION SERVICES INC. FORM NO: CCSUP4031B
47173 Benicia Street, Fremont, CA 94538; USA TEL:(510) 771-1000 FAX:(510) 661-0888
This report shall not be reproduced except in full, without the written approval of UL Verification Services Inc.

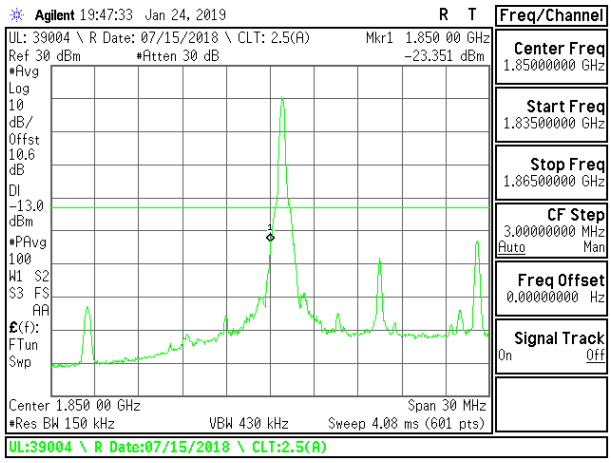

LTE B2 15MHz 16QAM Low Channel RB1-0

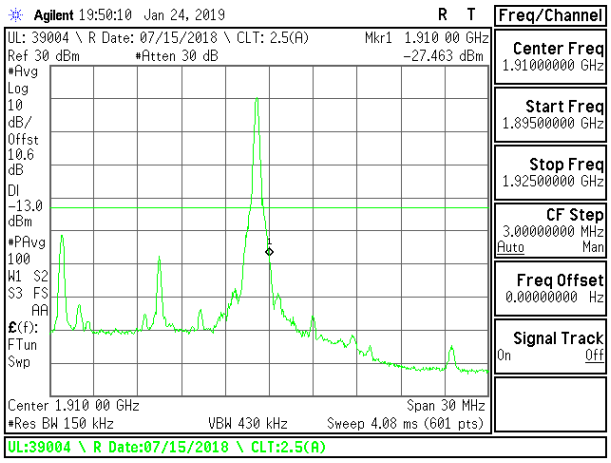

LTE B2 15MHz 16QAM High Channel RB1-74

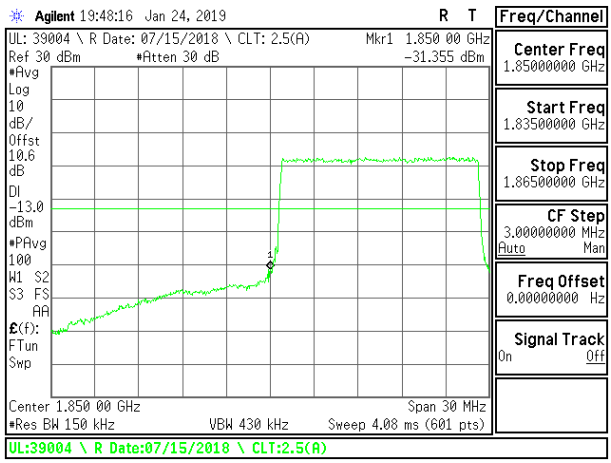

LTE B2 15MHz 16QAM Low Channel RB75-0

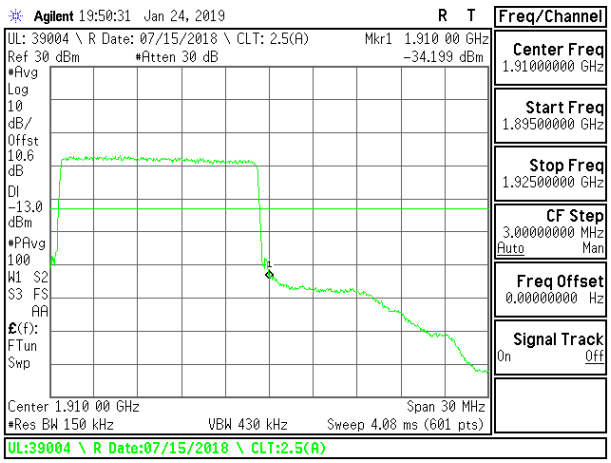

LTE B2 15MHz 16QAM High Channel RB75-0

UL VERIFICATION SERVICES INC. FORM NO: CCSUP4031B
47173 Benicia Street, Fremont, CA 94538; USA TEL:(510) 771-1000 FAX:(510) 661-0888
This report shall not be reproduced except in full, without the written approval of UL Verification Services Inc.

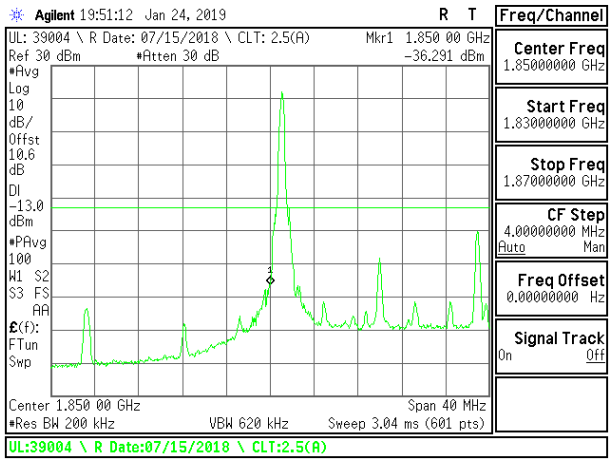

LTE B2 20MHz QPSK Low Channel RB1-0

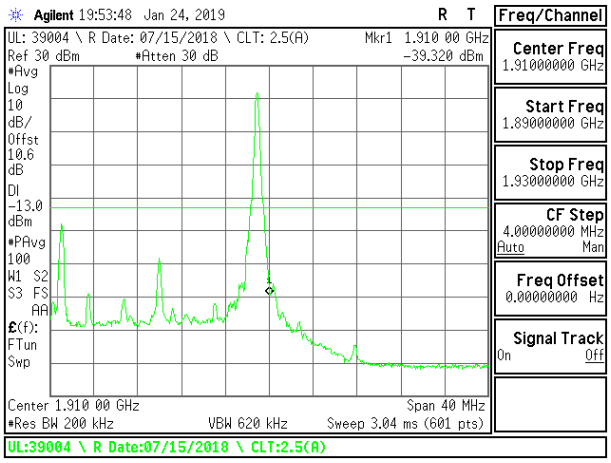

LTE B2 20MHz QPSK High Channel RB1-99

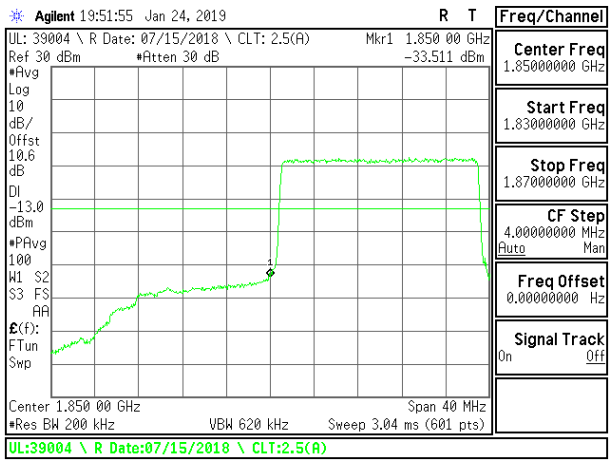

LTE B2 20MHz QPSK Low Channel RB100-0

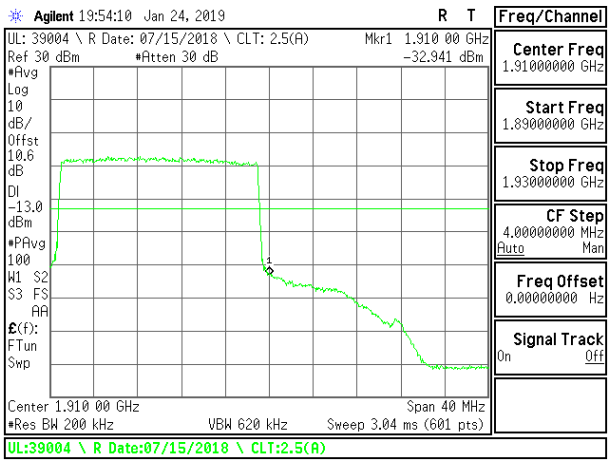

LTE B2 20MHz QPSK High Channel RB100-0

UL VERIFICATION SERVICES INC. FORM NO: CCSUP4031B
47173 Benicia Street, Fremont, CA 94538; USA TEL:(510) 771-1000 FAX:(510) 661-0888
This report shall not be reproduced except in full, without the written approval of UL Verification Services Inc.

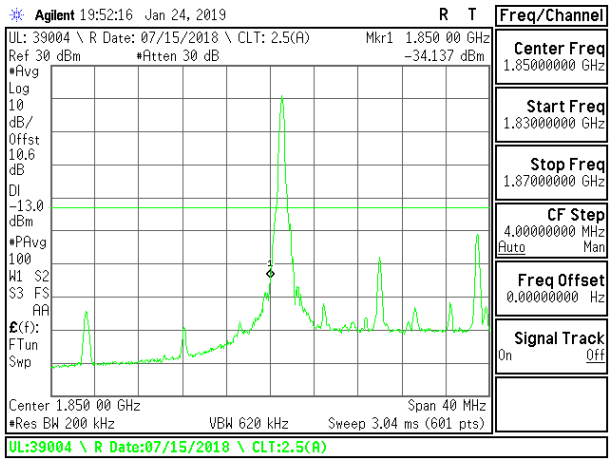

LTE B2 20MHz 16QAM Low Channel RB1-0

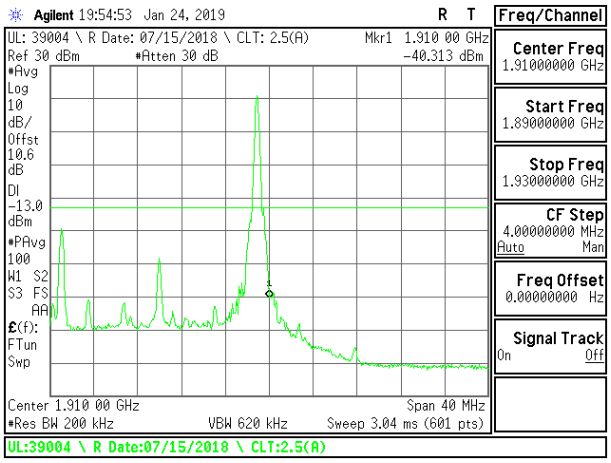

LTE B2 20MHz 16QAM High Channel RB1-99

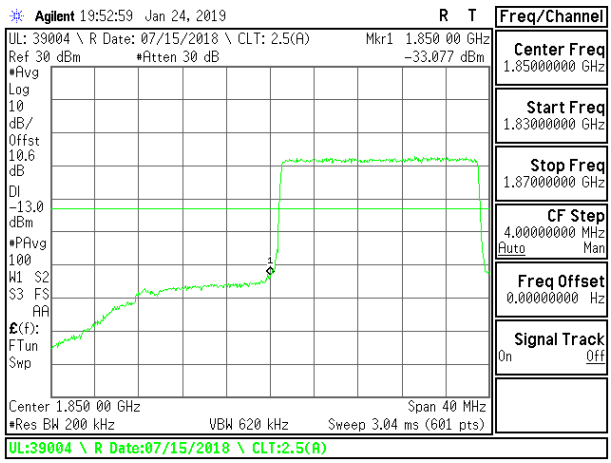

LTE B2 20MHz 16QAM Low Channel RB100-0

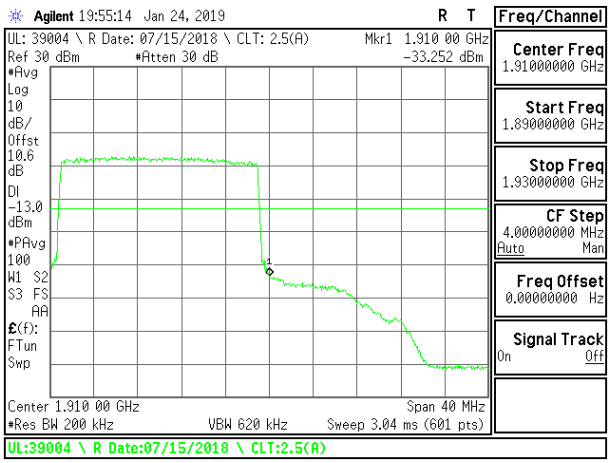

LTE B2 20MHz 16QAM High Channel RB100-0

This report shall not be reproduced except in full, without the written approval of UL Verification Services Inc.

9.2.7. LTE BAND 5 BANDEDGE

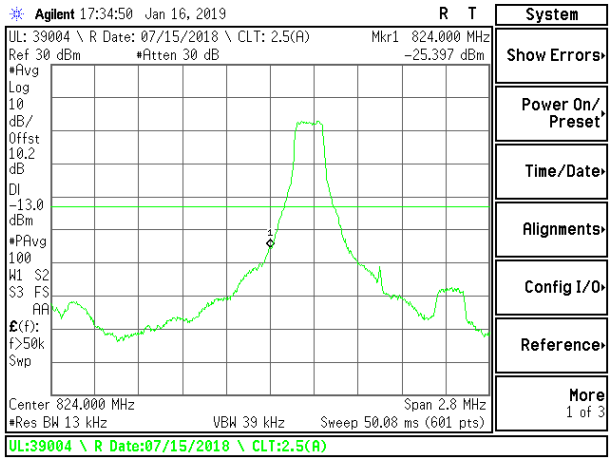

LTE B5 1.4MHz QPSK Low Channel RB1-0

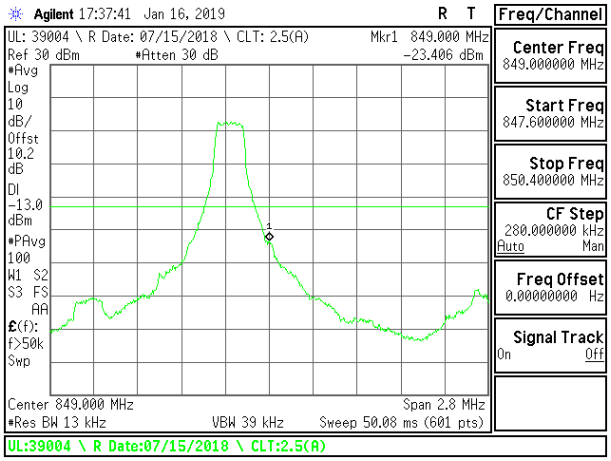

LTE B5 1.4MHz QPSK High Channel RB1-5

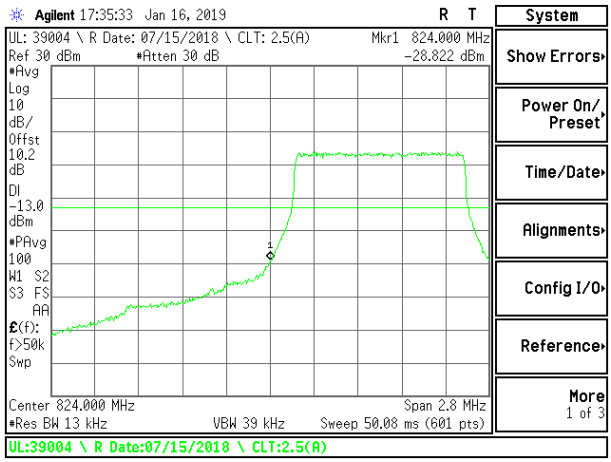

LTE B5 1.4MHz QPSK Low Channel RB6-0

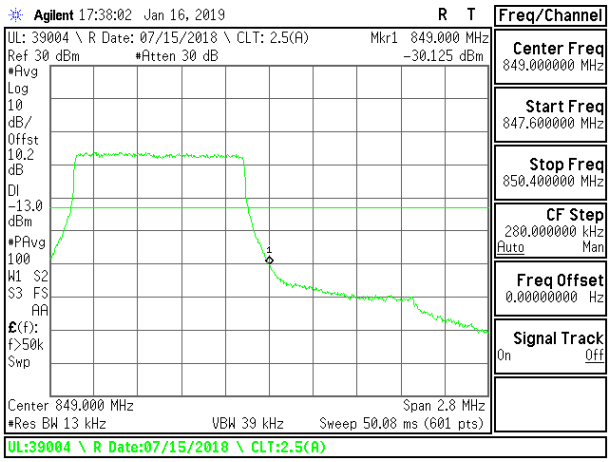

LTE B5 1.4MHz QPSK High Channel RB6-0

UL VERIFICATION SERVICES INC. FORM NO: CCSUP4031B
47173 Benicia Street, Fremont, CA 94538; USA TEL:(510) 771-1000 FAX:(510) 661-0888
This report shall not be reproduced except in full, without the written approval of UL Verification Services Inc.

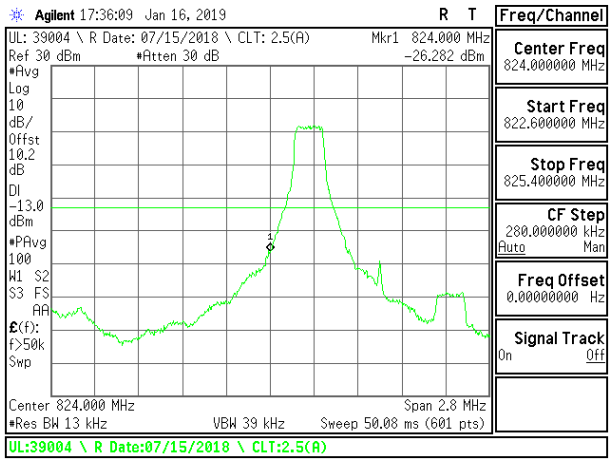

LTE B5 1.4MHz 16QAM Low Channel RB1-0

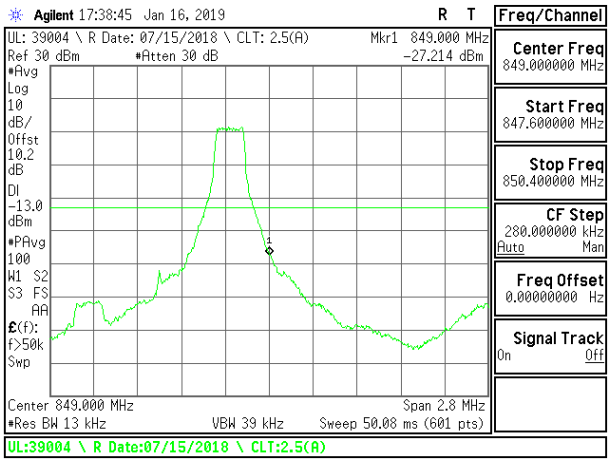

LTE B5 1.4MHz 16QAM High Channel RB1-5

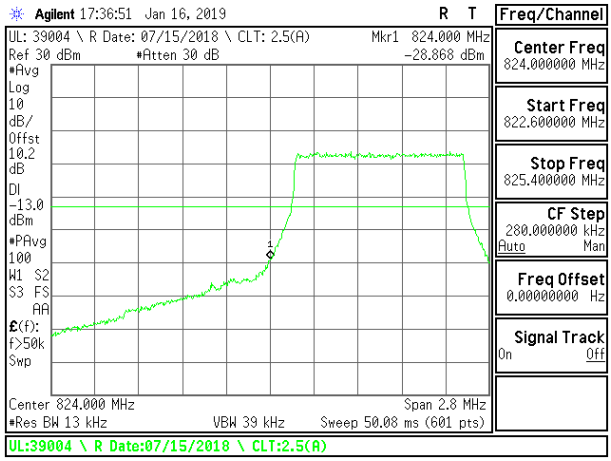

LTE B5 1.4MHz 16QAM Low Channel RB6-0

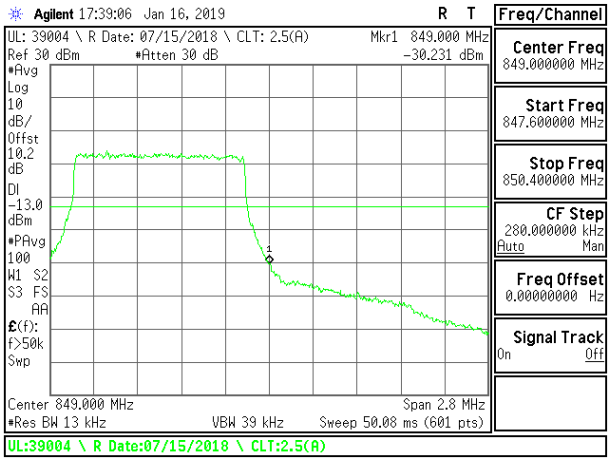

LTE B5 1.4MHz 16QAM High Channel RB6-0

UL VERIFICATION SERVICES INC. FORM NO: CCSUP4031B
47173 Benicia Street, Fremont, CA 94538; USA TEL:(510) 771-1000 FAX:(510) 661-0888
This report shall not be reproduced except in full, without the written approval of UL Verification Services Inc.

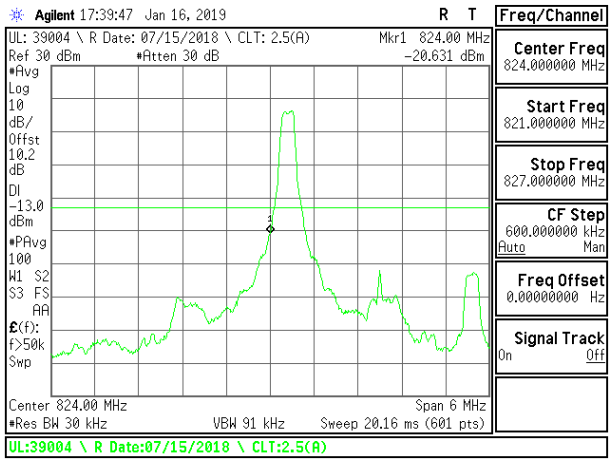

LTE B5 3MHz QPSK Low Channel RB1-0

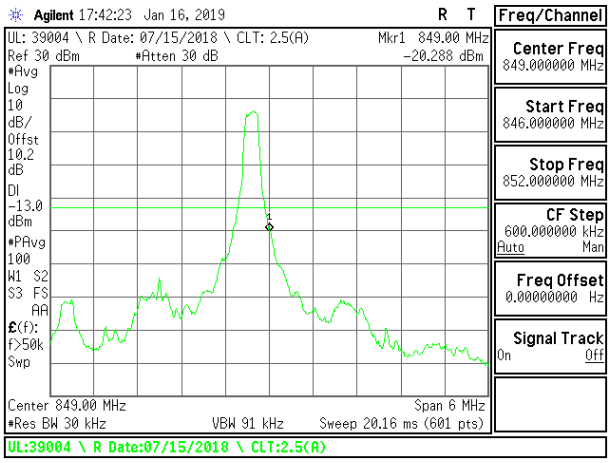

LTE B5 3MHz QPSK High Channel RB1-14

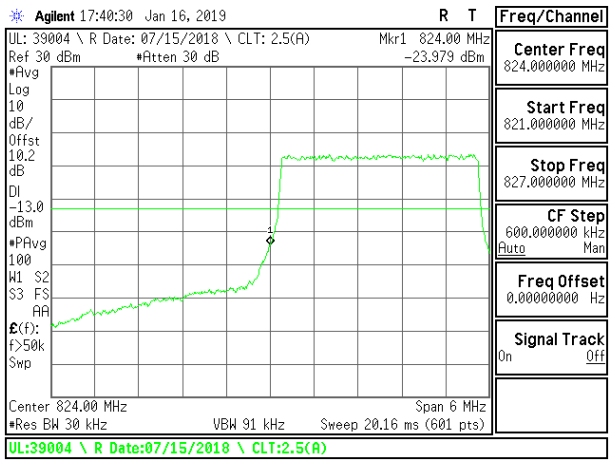

LTE B5 3MHz QPSK Low Channel RB15-0

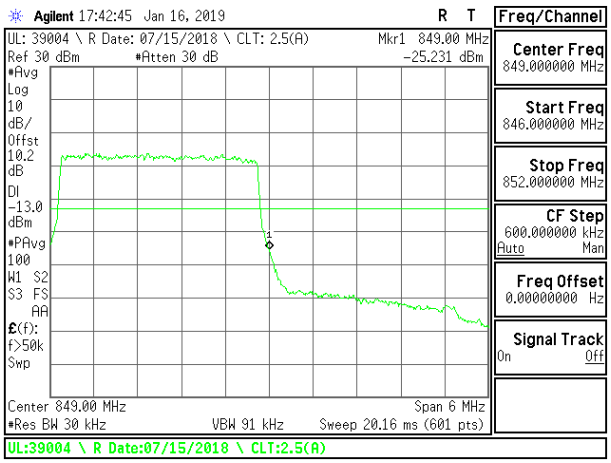

LTE B5 3MHz QPSK High Channel RB15-0

UL VERIFICATION SERVICES INC. FORM NO: CCSUP4031B
47173 Benicia Street, Fremont, CA 94538; USA TEL:(510) 771-1000 FAX:(510) 661-0888
This report shall not be reproduced except in full, without the written approval of UL Verification Services Inc.

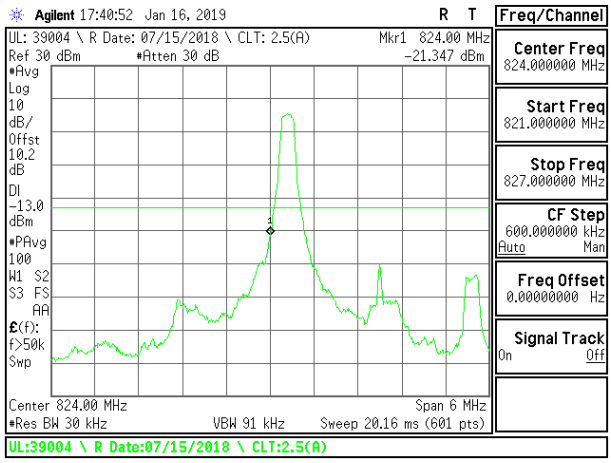

LTE B5 3MHz 16QAM Low Channel RB1-0

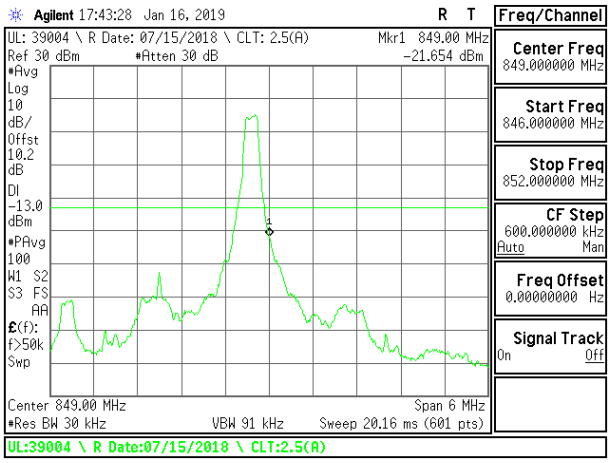

LTE B5 3MHz 16QAM High Channel RB1-14

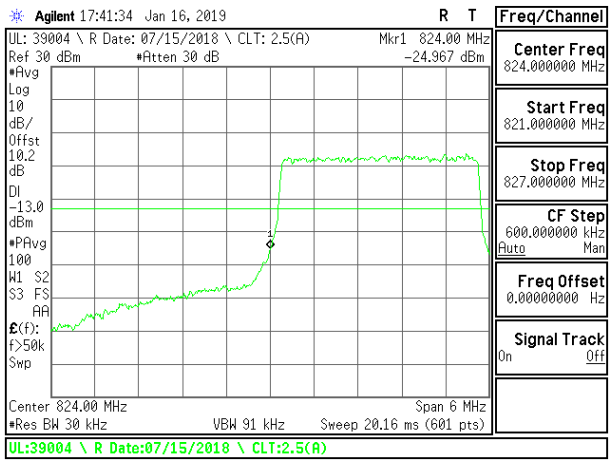

LTE B5 3MHz 16QAM Low Channel RB15-0

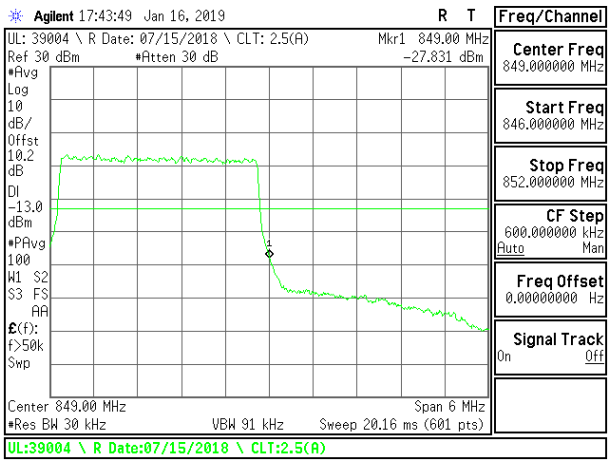

LTE B5 3MHz 16QAM High Channel RB15-0

UL VERIFICATION SERVICES INC. FORM NO: CCSUP4031B
47173 Benicia Street, Fremont, CA 94538; USA TEL:(510) 771-1000 FAX:(510) 661-0888
This report shall not be reproduced except in full, without the written approval of UL Verification Services Inc.

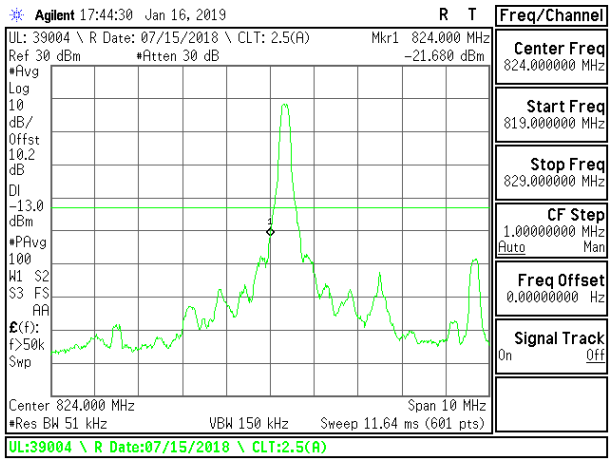

LTE B5 5MHz QPSK Low Channel RB1-0

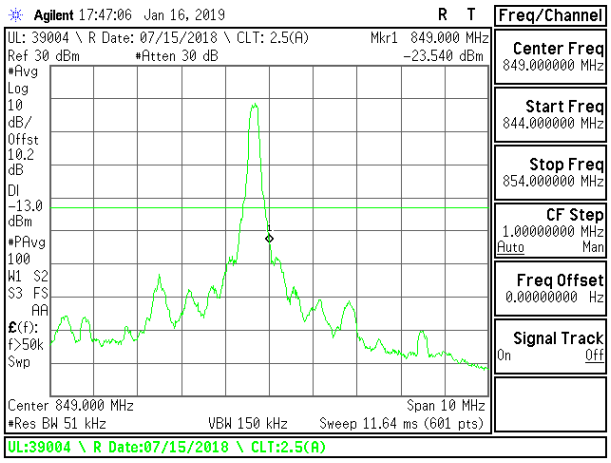

LTE B5 5MHz QPSK High Channel RB1-24

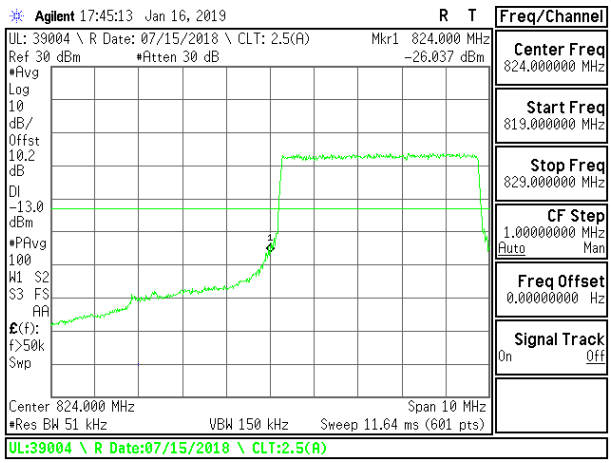

LTE B5 5MHz QPSK Low Channel RB25-0

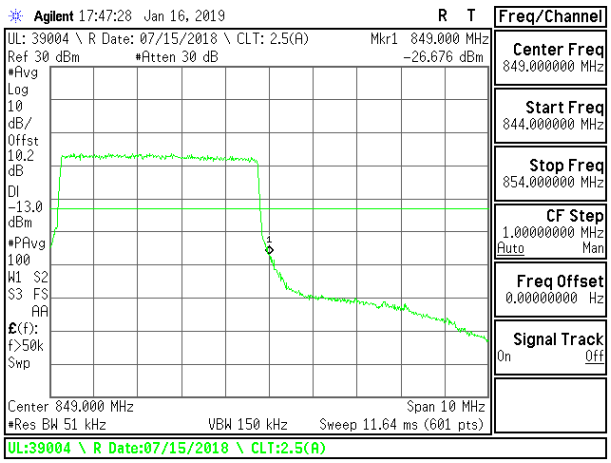

LTE B5 5MHz QPSK High Channel RB25-0

UL VERIFICATION SERVICES INC. FORM NO: CCSUP4031B
47173 Benicia Street, Fremont, CA 94538; USA TEL:(510) 771-1000 FAX:(510) 661-0888
This report shall not be reproduced except in full, without the written approval of UL Verification Services Inc.

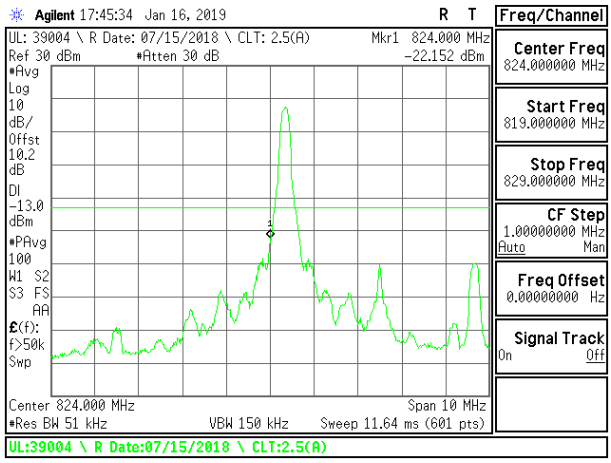

LTE B5 5MHz 16QAM Low Channel RB1-0

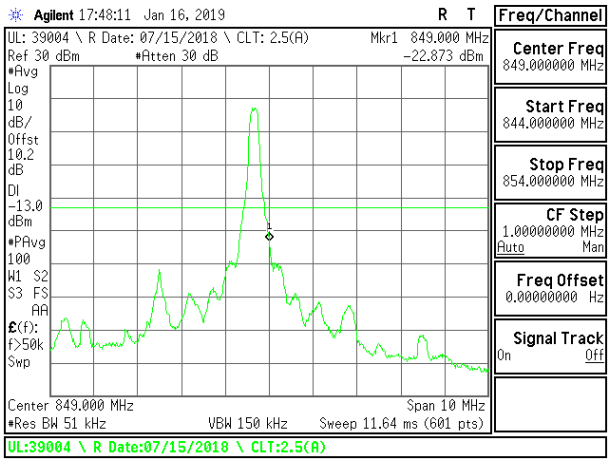

LTE B5 5MHz 16QAM High Channel RB1-24

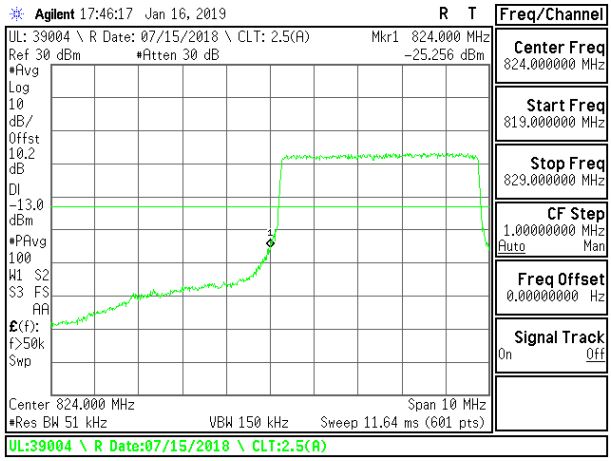

LTE B5 5MHz 16QAM Low Channel RB25-0

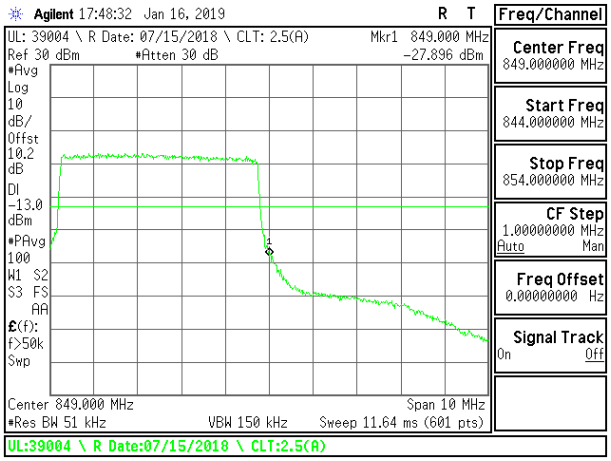

LTE B5 5MHz 16QAM High Channel RB25-0

UL VERIFICATION SERVICES INC. FORM NO: CCSUP4031B
47173 Benicia Street, Fremont, CA 94538; USA TEL:(510) 771-1000 FAX:(510) 661-0888
This report shall not be reproduced except in full, without the written approval of UL Verification Services Inc.

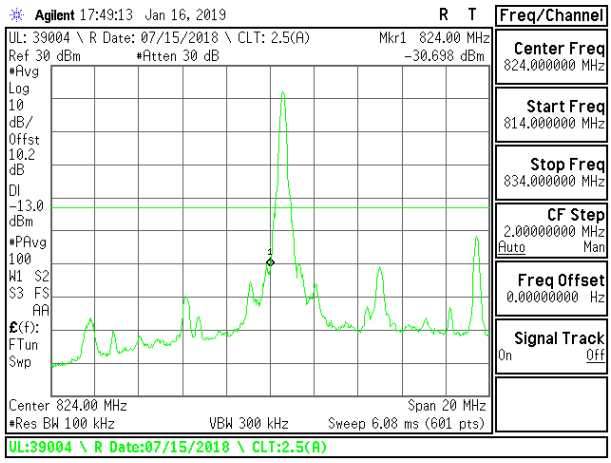

LTE B5 10MHz QPSK Low Channel RB1-0

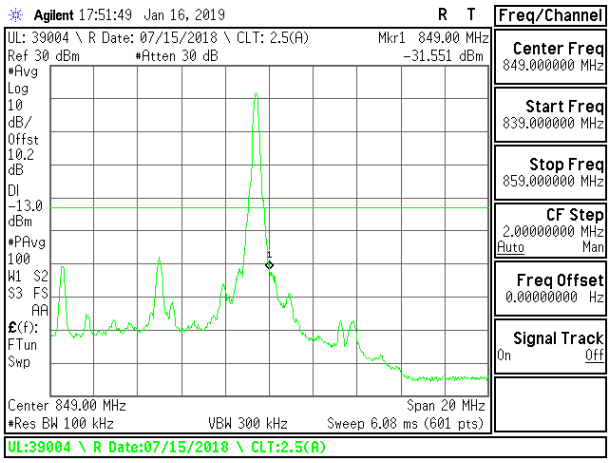

LTE B5 10MHz QPSK High Channel RB1-49

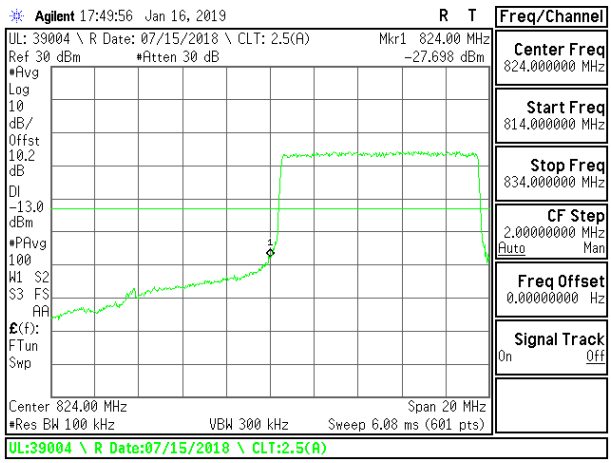

LTE B5 10MHz QPSK Low Channel RB50-0

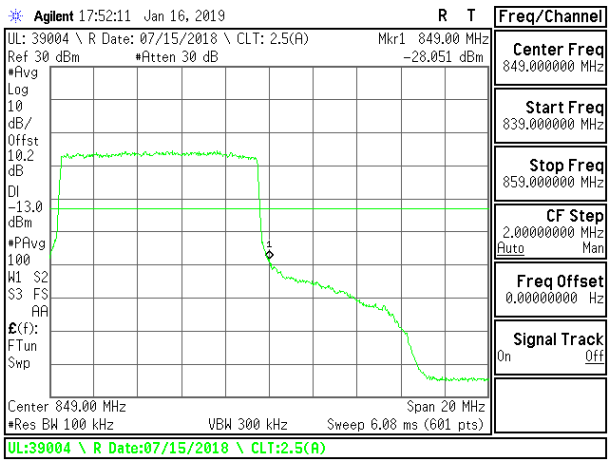

LTE B5 10MHz QPSK High Channel RB50-0

UL VERIFICATION SERVICES INC. FORM NO: CCSUP4031B
47173 Benicia Street, Fremont, CA 94538; USA TEL:(510) 771-1000 FAX:(510) 661-0888
This report shall not be reproduced except in full, without the written approval of UL Verification Services Inc.

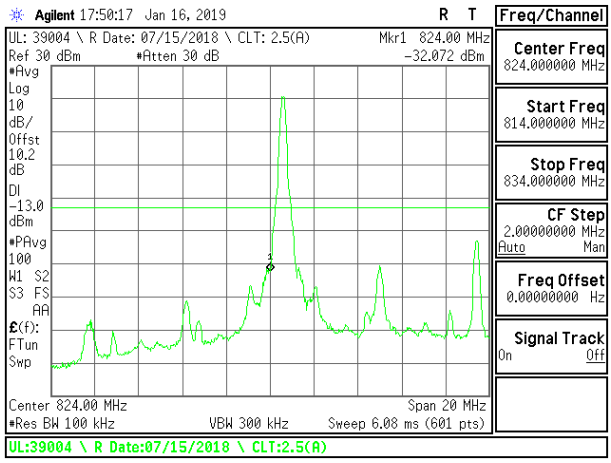

LTE B5 10MHz 16QAM Low Channel RB1-0

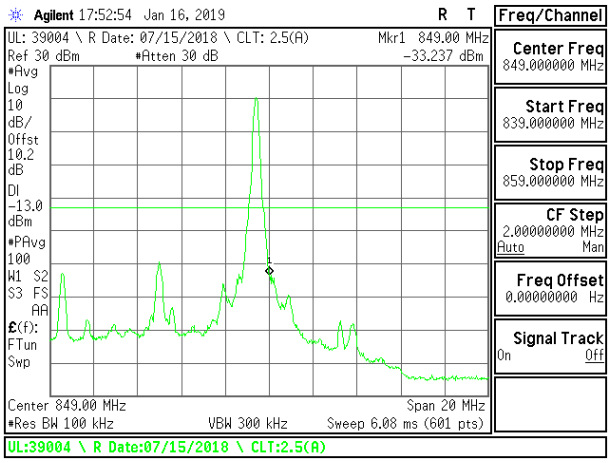

LTE B5 10MHz 16QAM High Channel RB1-49

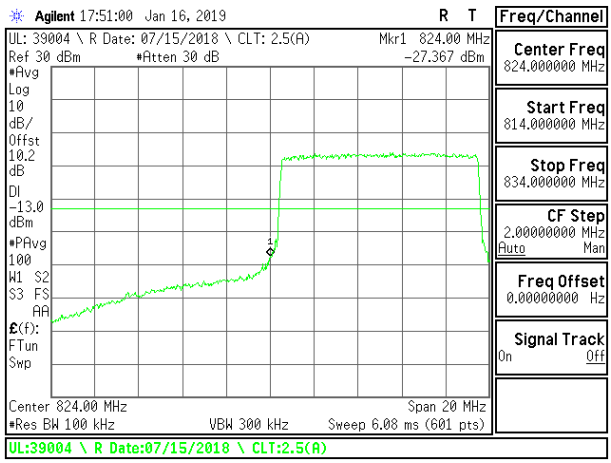

LTE B5 10MHz 16QAM Low Channel RB50-0

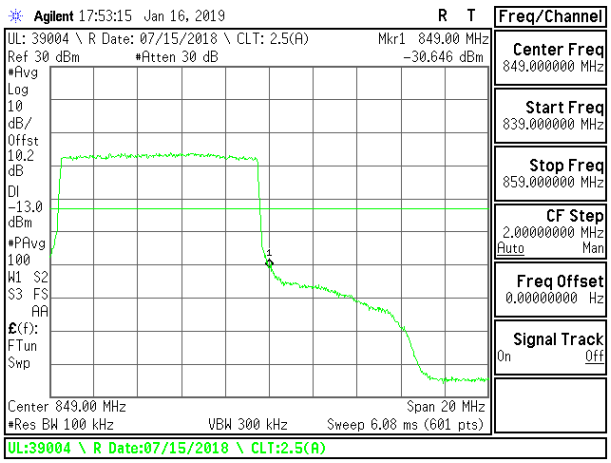

LTE B5 10MHz 16QAM High Channel RB50-0

UL VERIFICATION SERVICES INC. FORM NO: CCSUP4031B
47173 Benicia Street, Fremont, CA 94538; USA TEL:(510) 771-1000 FAX:(510) 661-0888
This report shall not be reproduced except in full, without the written approval of UL Verification Services Inc.

9.2.8. LTE BAND 12 BANDEDGE

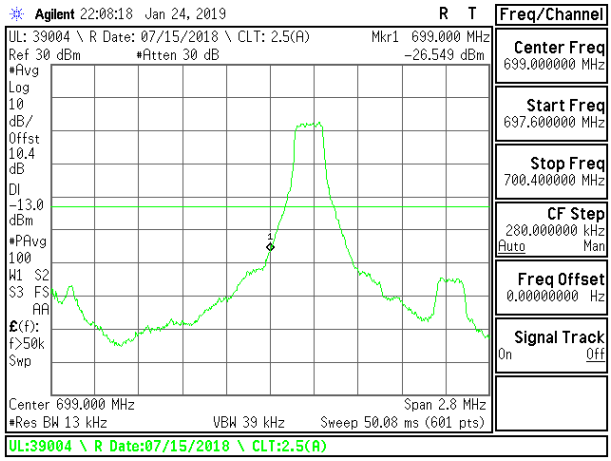

LTE B12 1.4MHz QPSK Low Channel RB1-0

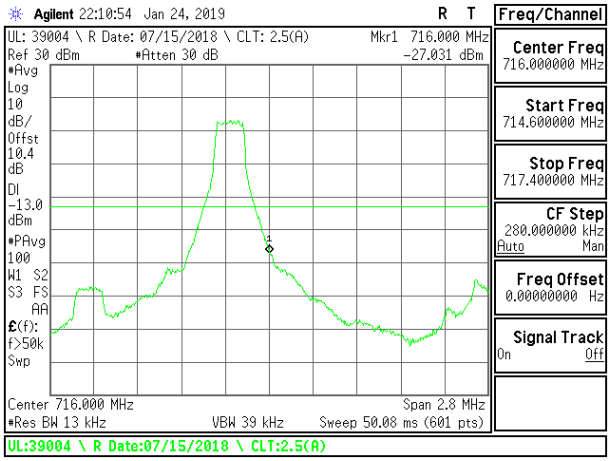

LTE B12 1.4MHz QPSK High Channel RB1-5

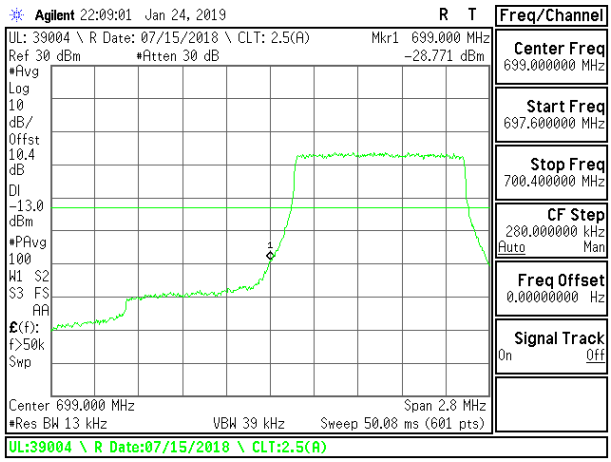

LTE B12 1.4MHz QPSK Low Channel RB6-0

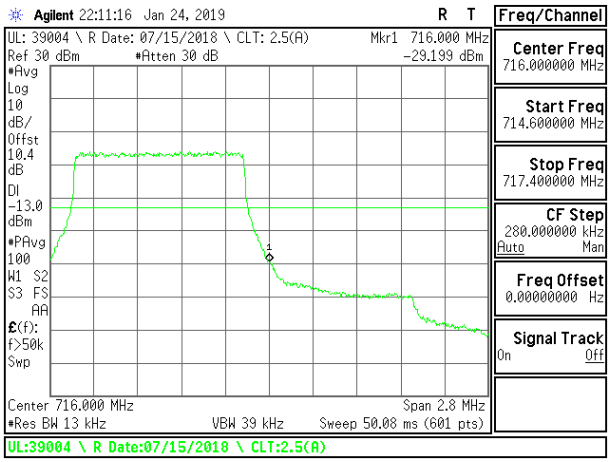

LTE B12 1.4MHz QPSK High Channel RB6-0

UL VERIFICATION SERVICES INC. FORM NO: CCSUP4031B
47173 Benicia Street, Fremont, CA 94538; USA TEL:(510) 771-1000 FAX:(510) 661-0888
This report shall not be reproduced except in full, without the written approval of UL Verification Services Inc.

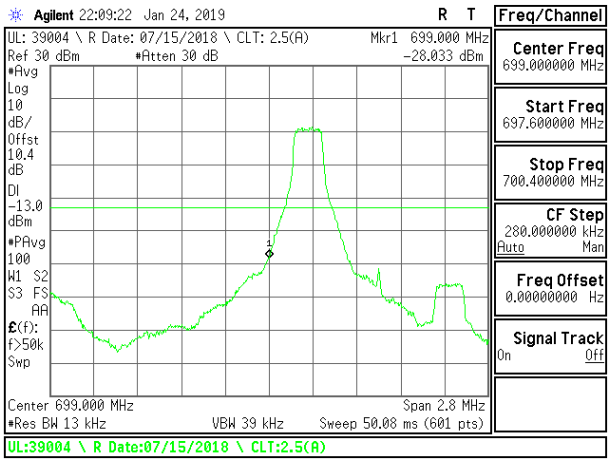

LTE B12 1.4MHz 16QAM Low Channel RB1-0

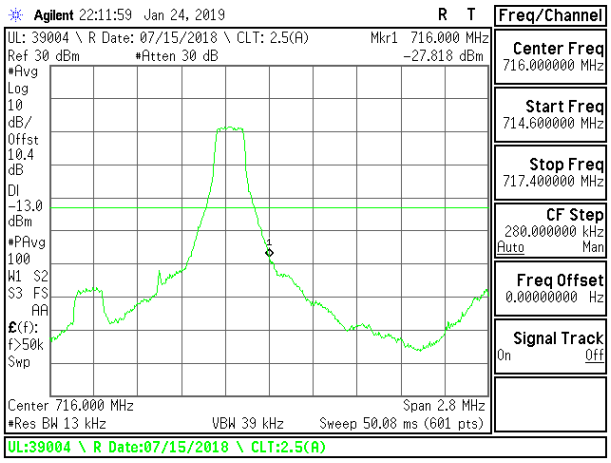

LTE B12 1.4MHz 16QAM High Channel RB1-5

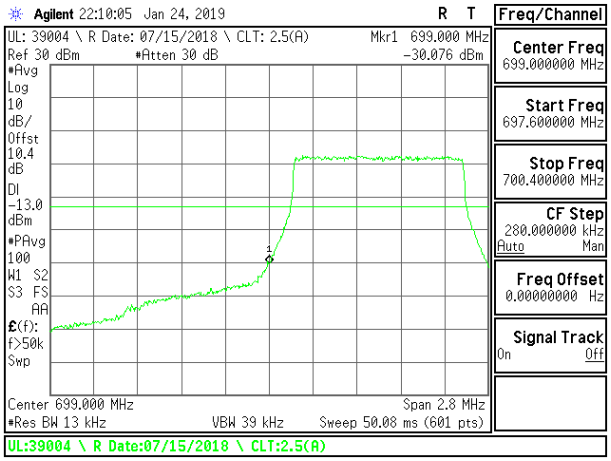

LTE B12 1.4MHz 16QAM Low Channel RB6-0

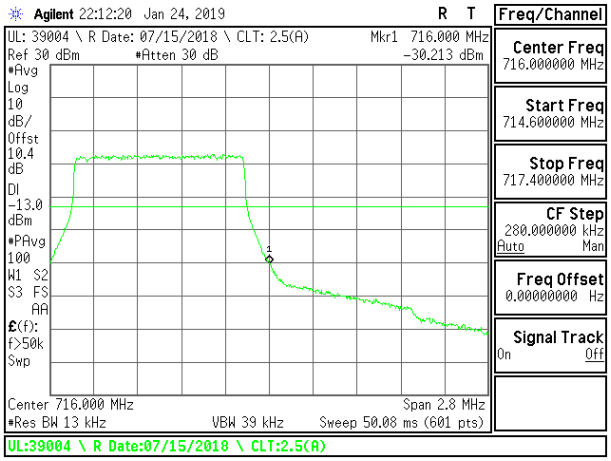

LTE B12 1.4MHz 16QAM High Channel RB6-0

UL VERIFICATION SERVICES INC. FORM NO: CCSUP4031B
47173 Benicia Street, Fremont, CA 94538; USA TEL:(510) 771-1000 FAX:(510) 661-0888
This report shall not be reproduced except in full, without the written approval of UL Verification Services Inc.

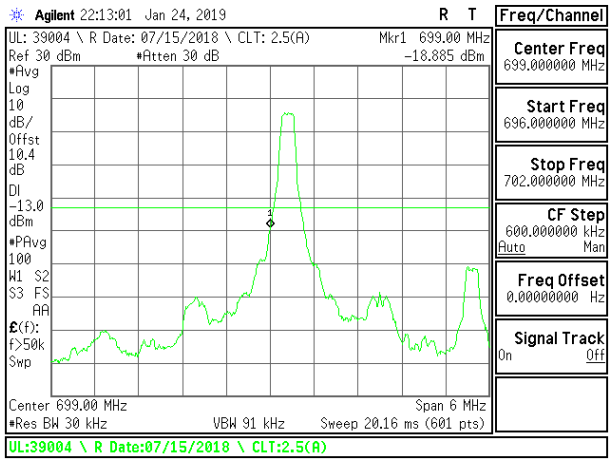

LTE B12 3MHz QPSK Low Channel RB1-0

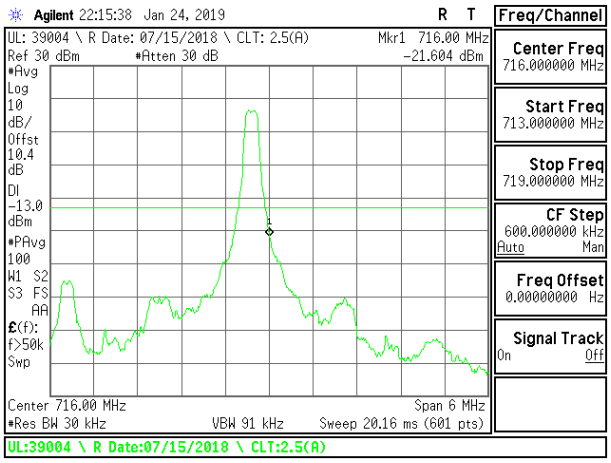

LTE B12 3MHz QPSK High Channel RB1-14

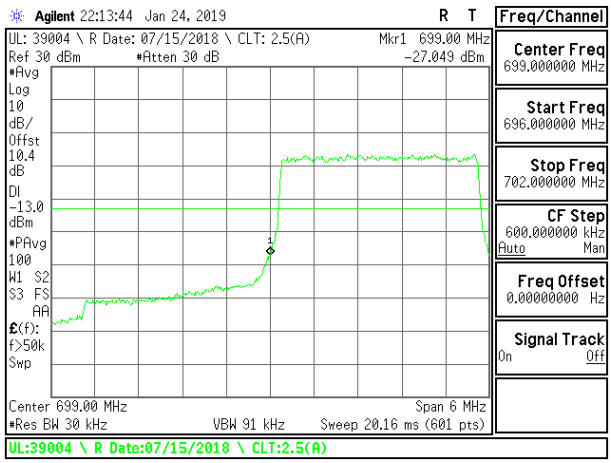

LTE B12 3MHz QPSK Low Channel RB15-0

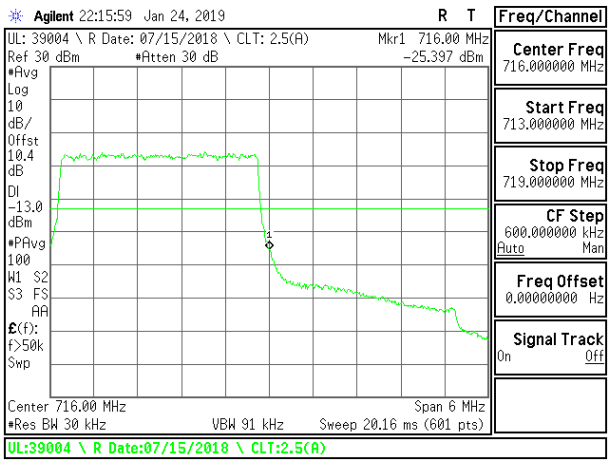

LTE B12 3MHz QPSK High Channel RB15-0

UL VERIFICATION SERVICES INC. FORM NO: CCSUP4031B
47173 Benicia Street, Fremont, CA 94538; USA TEL:(510) 771-1000 FAX:(510) 661-0888
This report shall not be reproduced except in full, without the written approval of UL Verification Services Inc.

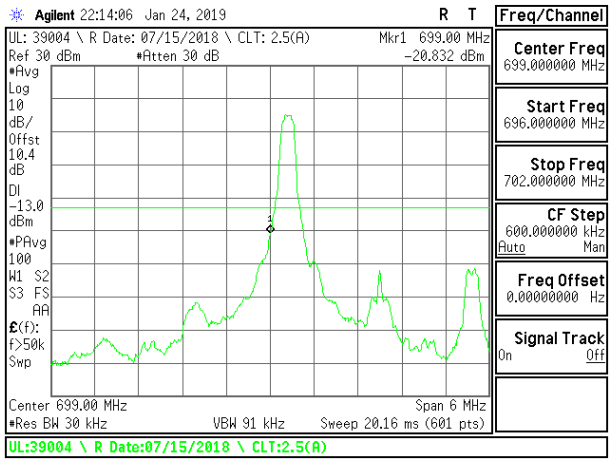

LTE B12 3MHz 16QAM Low Channel RB1-0

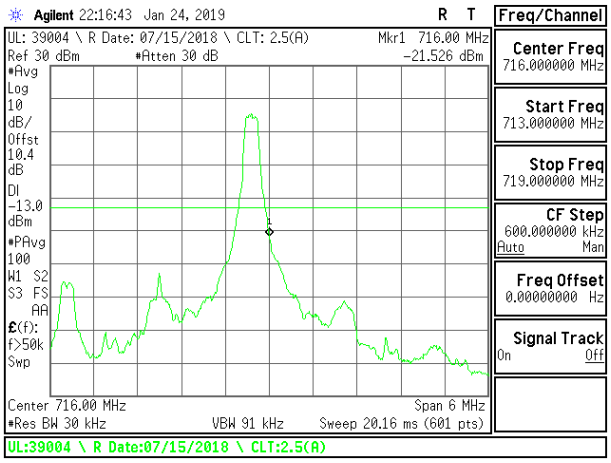

LTE B12 3MHz 16QAM High Channel RB1-14

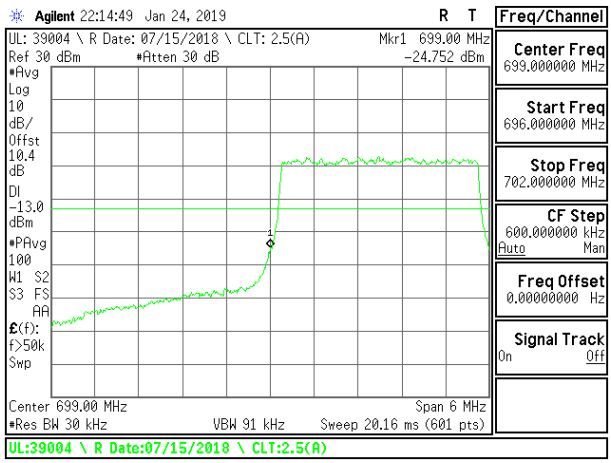

LTE B12 3MHz 16QAM Low Channel RB15-0

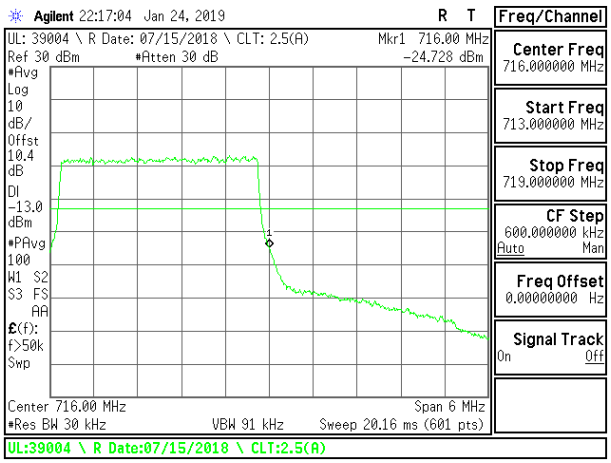

LTE B12 3MHz 16QAM High Channel RB15-0

UL VERIFICATION SERVICES INC. FORM NO: CCSUP4031B
47173 Benicia Street, Fremont, CA 94538; USA TEL:(510) 771-1000 FAX:(510) 661-0888
This report shall not be reproduced except in full, without the written approval of UL Verification Services Inc.

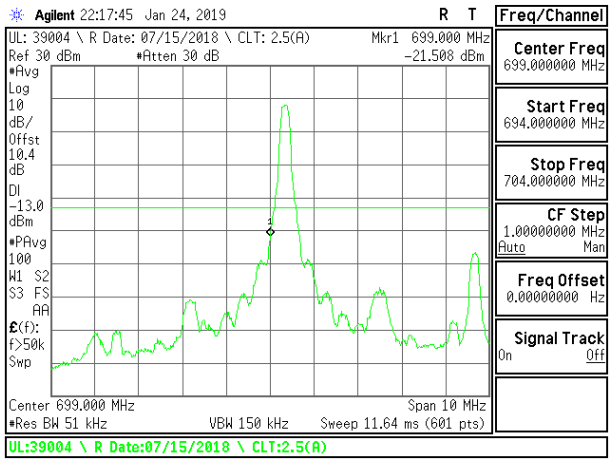

LTE B12 5MHz QPSK Low Channel RB1-0

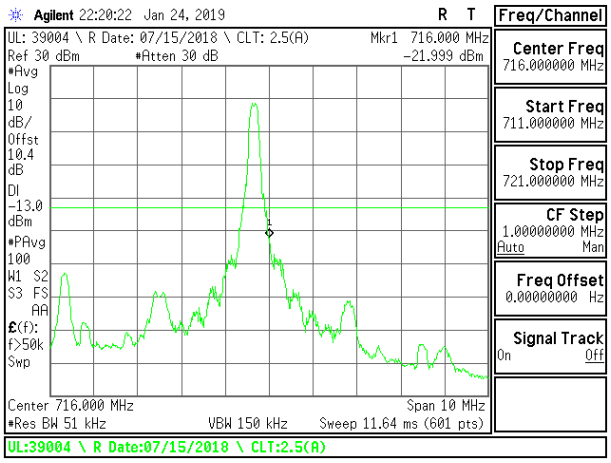

LTE B12 5MHz QPSK High Channel RB1-24

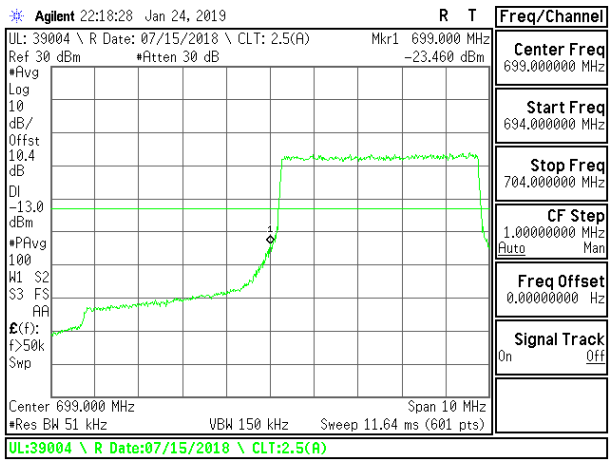

LTE B12 5MHz QPSK Low Channel RB25-0

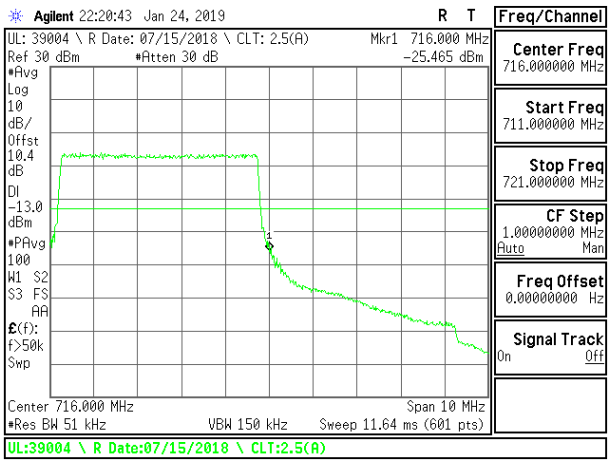

LTE B12 5MHz QPSK High Channel RB25-0

UL VERIFICATION SERVICES INC. FORM NO: CCSUP4031B
47173 Benicia Street, Fremont, CA 94538; USA TEL:(510) 771-1000 FAX:(510) 661-0888
This report shall not be reproduced except in full, without the written approval of UL Verification Services Inc.

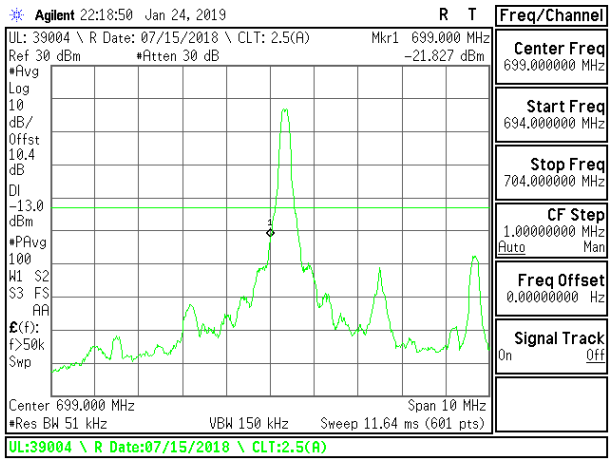

LTE B12 5MHz 16QAM Low Channel RB1-0

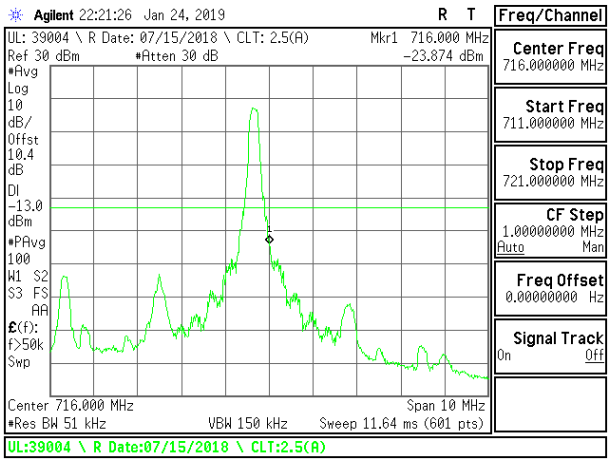

LTE B12 5MHz 16QAM High Channel RB1-24

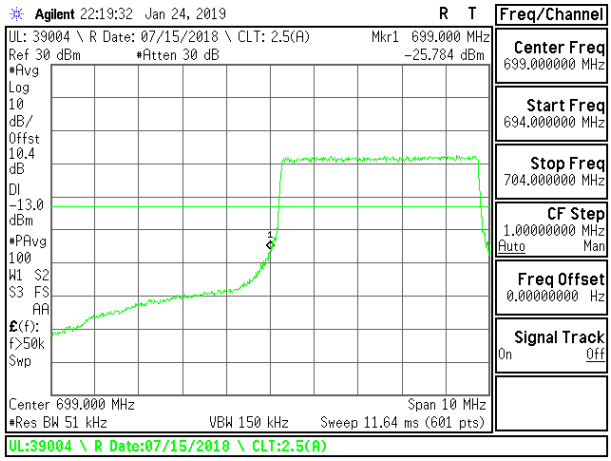

LTE B12 5MHz 16QAM Low Channel RB25-0

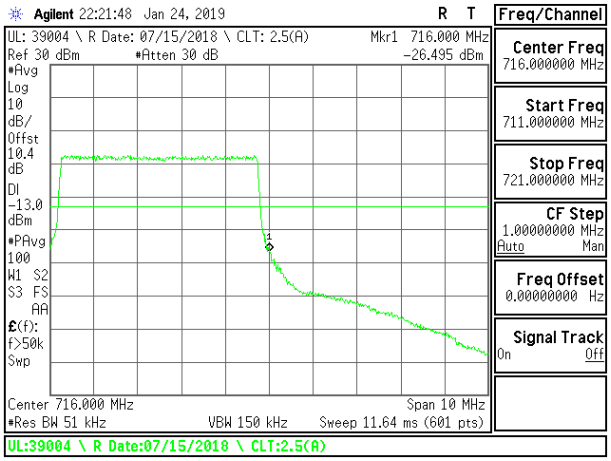

LTE B12 5MHz 16QAM High Channel RB25-0

UL VERIFICATION SERVICES INC. FORM NO: CCSUP4031B
47173 Benicia Street, Fremont, CA 94538; USA TEL:(510) 771-1000 FAX:(510) 661-0888
This report shall not be reproduced except in full, without the written approval of UL Verification Services Inc.

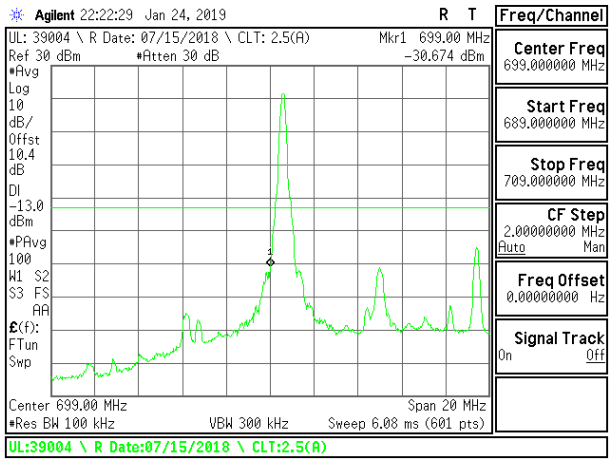

LTE B12 10MHz QPSK Low Channel RB1-0

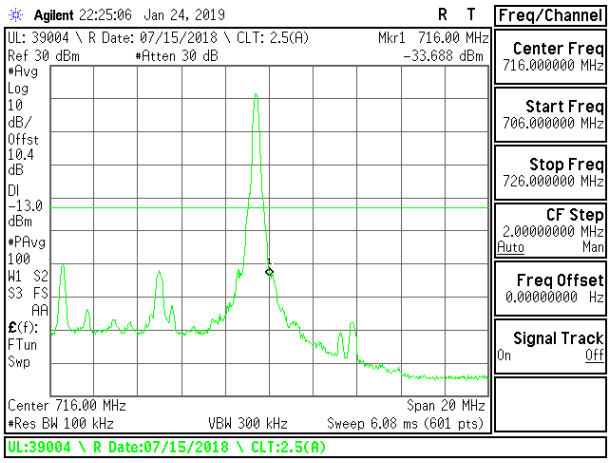

LTE B12 10MHz QPSK High Channel RB1-49

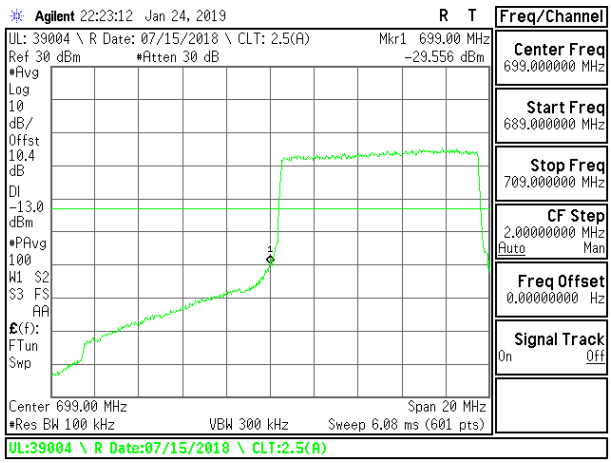

LTE B12 10MHz QPSK Low Channel RB50-0

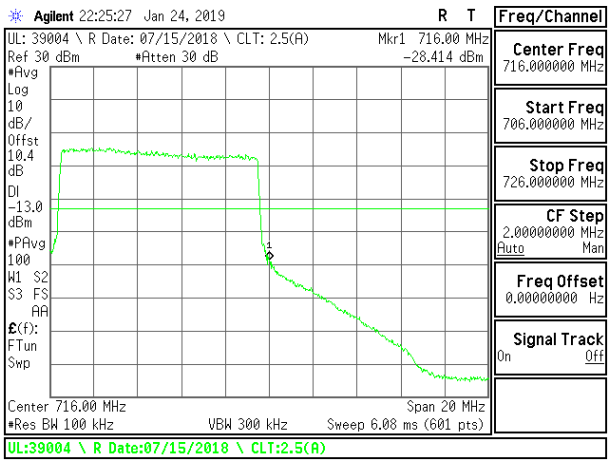

LTE B12 10MHz QPSK High Channel RB50-0

UL VERIFICATION SERVICES INC. FORM NO: CCSUP4031B
47173 Benicia Street, Fremont, CA 94538; USA TEL:(510) 771-1000 FAX:(510) 661-0888
This report shall not be reproduced except in full, without the written approval of UL Verification Services Inc.

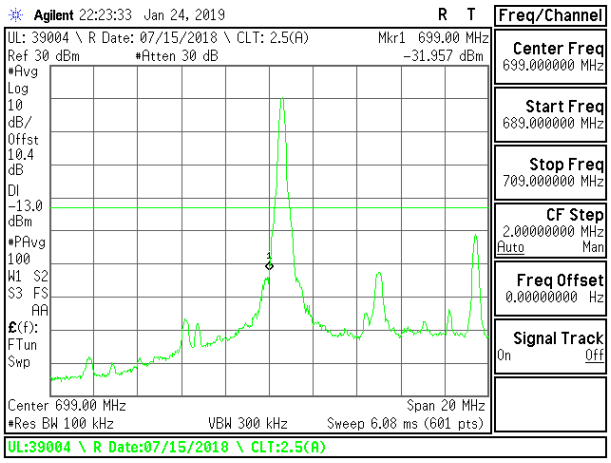

LTE B12 10MHz 16QAM Low Channel RB1-0

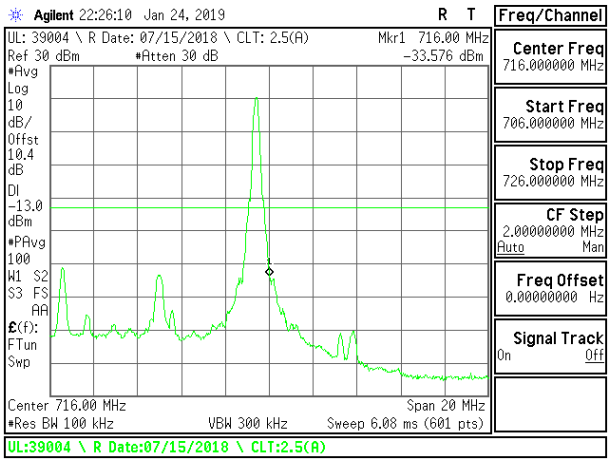

LTE B12 10MHz 16QAM High Channel RB1-49

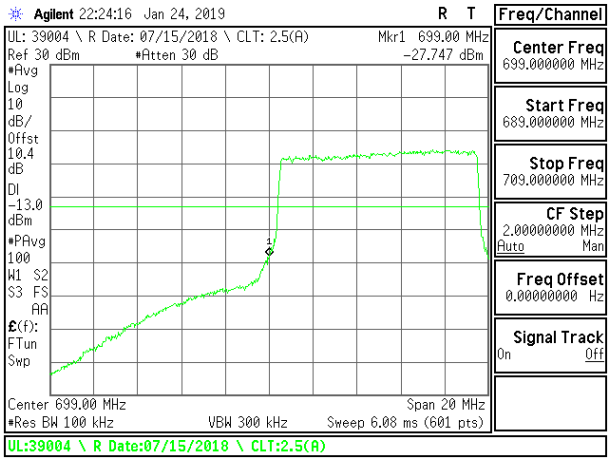

LTE B12 10MHz 16QAM Low Channel RB50-0

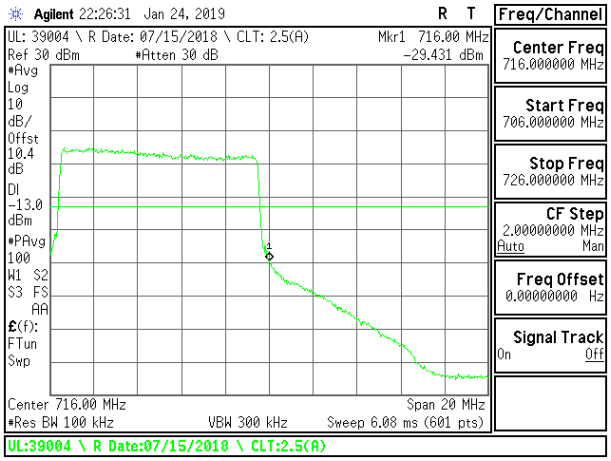

LTE B12 10MHz 16QAM High Channel RB50-0

UL VERIFICATION SERVICES INC.
47173 Benicia Street, Fremont, CA 94538; USA
TEL:(510) 771-1000
FAX:(510) 661-0888

FORM NO: CCSUP4031B
This report shall not be reproduced except in full, without the written approval of UL Verification Services Inc.

9.2.9. LTE BAND 13 BANDEDGE

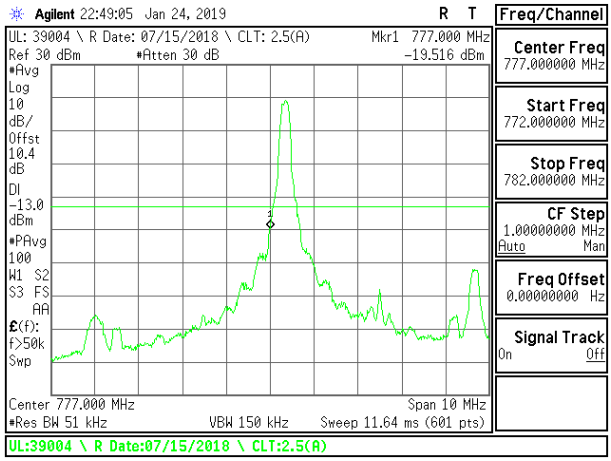

LTE B13 5MHz QPSK Low Channel RB1-0

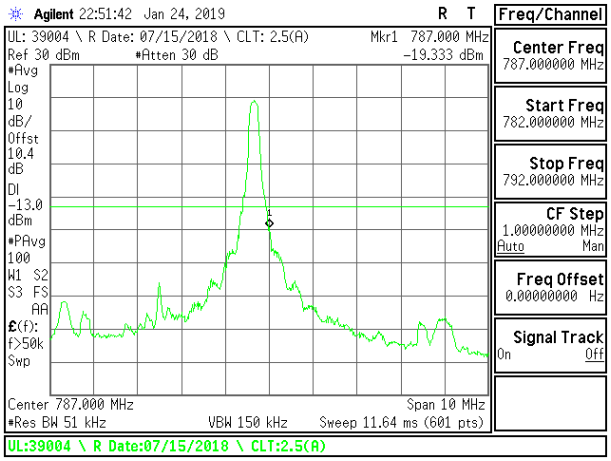

LTE B13 5MHz QPSK High Channel RB1-24

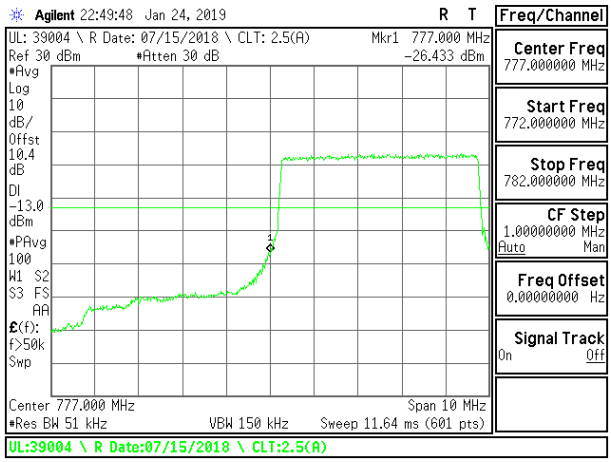

LTE B13 5MHz QPSK Low Channel RB25-0

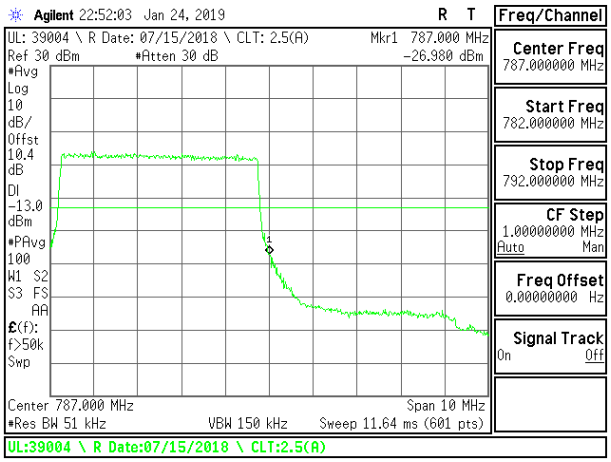

LTE B13 5MHz QPSK High Channel RB25-0

UL VERIFICATION SERVICES INC. FORM NO: CCSUP4031B
47173 Benicia Street, Fremont, CA 94538; USA TEL:(510) 771-1000 FAX:(510) 661-0888
This report shall not be reproduced except in full, without the written approval of UL Verification Services Inc.

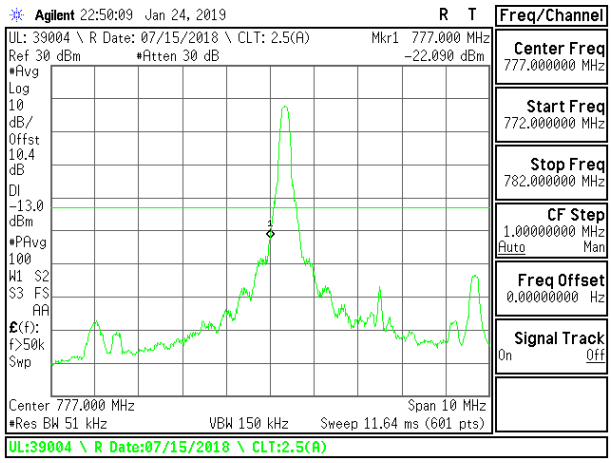

LTE B13 5MHz 16QAM Low Channel RB1-0

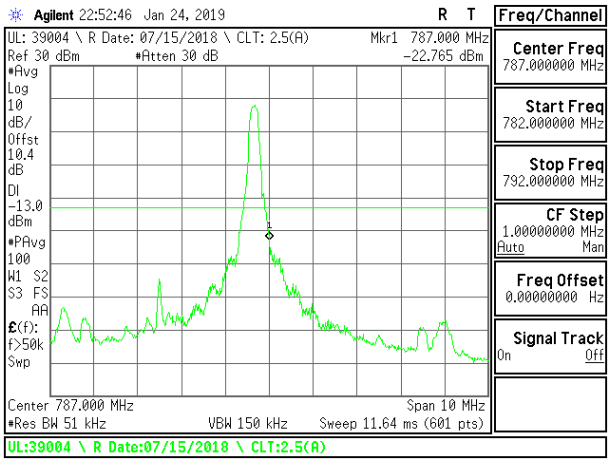

LTE B13 5MHz 16QAM High Channel RB1-24

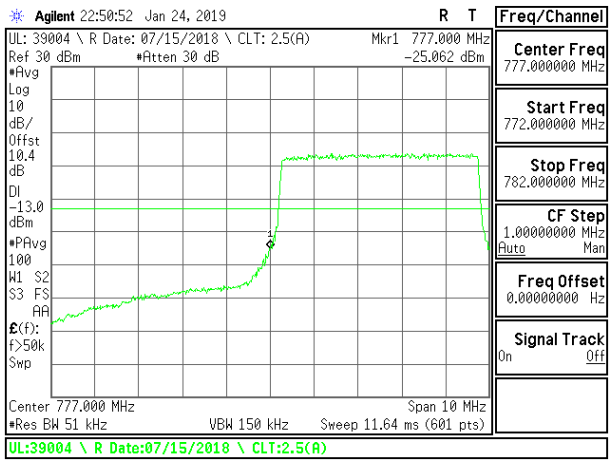

LTE B13 5MHz 16QAM Low Channel RB25-0

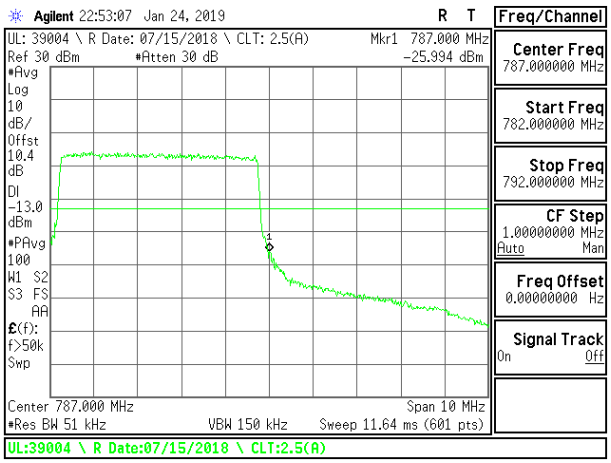

LTE B13 5MHz 16QAM High Channel RB25-0

UL VERIFICATION SERVICES INC. FORM NO: CCSUP4031B
47173 Benicia Street, Fremont, CA 94538; USA TEL:(510) 771-1000 FAX:(510) 661-0888
This report shall not be reproduced except in full, without the written approval of UL Verification Services Inc.

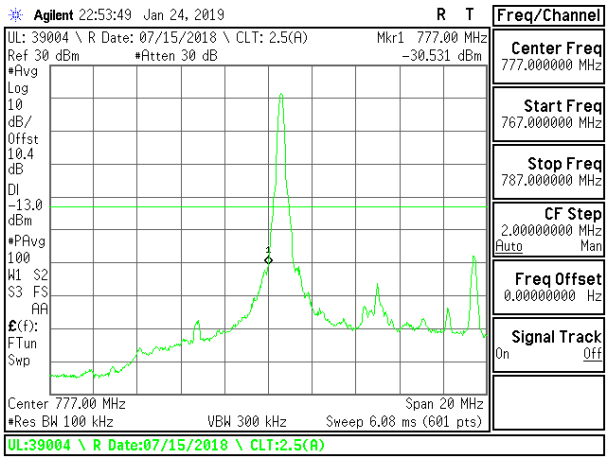

LTE B13 10MHz QPSK Middle Channel RB1-0

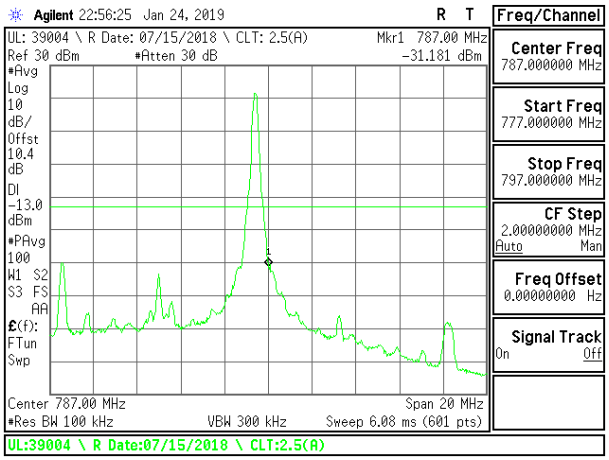

LTE B13 10MHz QPSK Middle Channel RB1-49

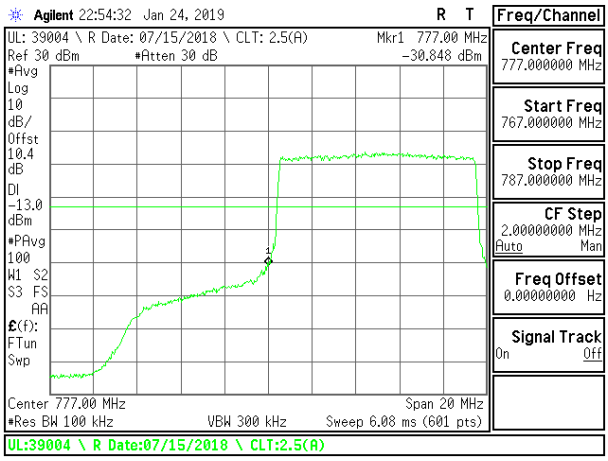

LTE B13 10MHz QPSK Middle Channel RB50-0

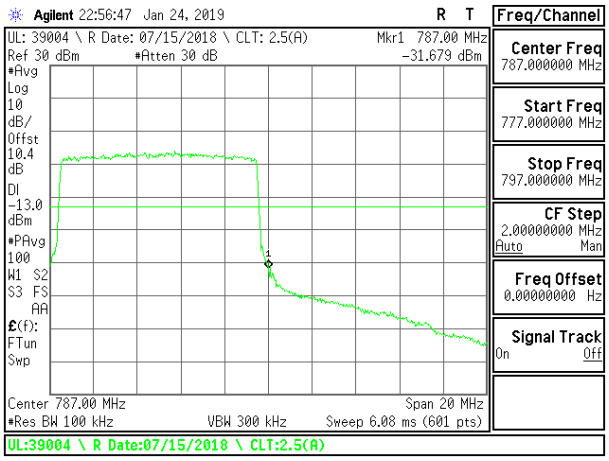

LTE B13 10MHz QPSK Middle Channel RB50-0

UL VERIFICATION SERVICES INC. FORM NO: CCSUP4031B
47173 Benicia Street, Fremont, CA 94538; USA TEL:(510) 771-1000 FAX:(510) 661-0888
This report shall not be reproduced except in full, without the written approval of UL Verification Services Inc.

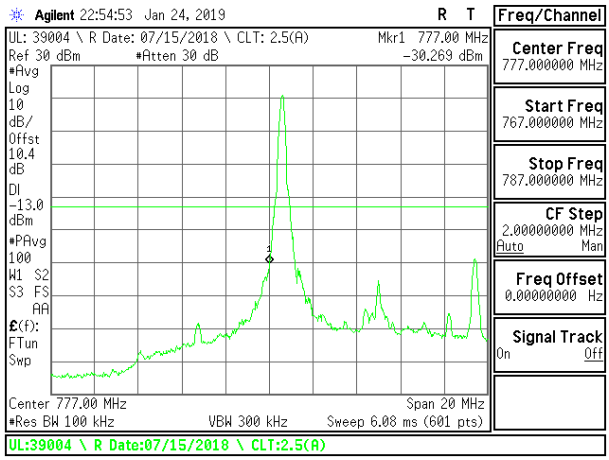

LTE B13 10MHz 16QAM Middle Channel
RB1-0

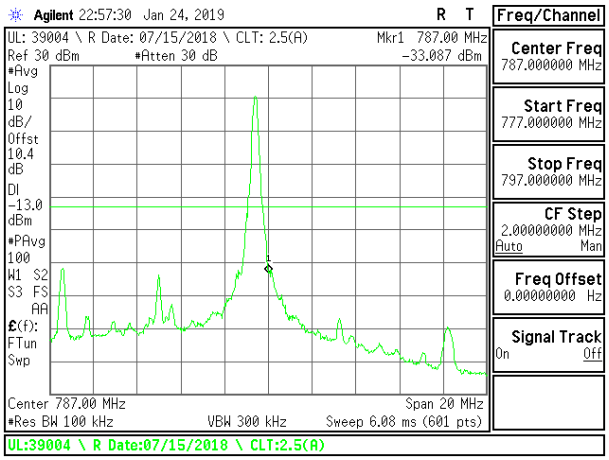

LTE B13 10MHz 16QAM Middle Channel
RB1-49

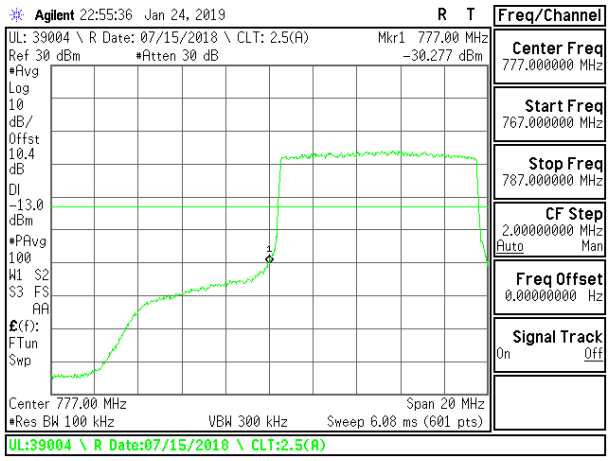

LTE B13 10MHz 16QAM Middle Channel
RB50-0

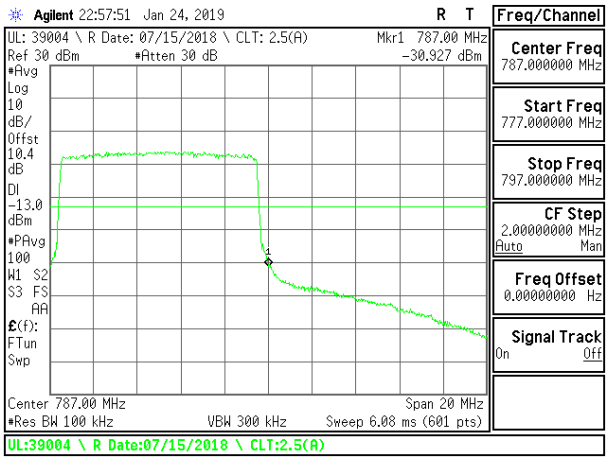

LTE B13 10MHz 16QAM Middle Channel
RB50-0

UL VERIFICATION SERVICES INC. FORM NO: CCSUP4031B
47173 Benicia Street, Fremont, CA 94538; USA TEL:(510) 771-1000 FAX:(510) 661-0888
This report shall not be reproduced except in full, without the written approval of UL Verification Services Inc.

9.2.10. LTE BAND 41 ADJACENT CHANNEL POWER

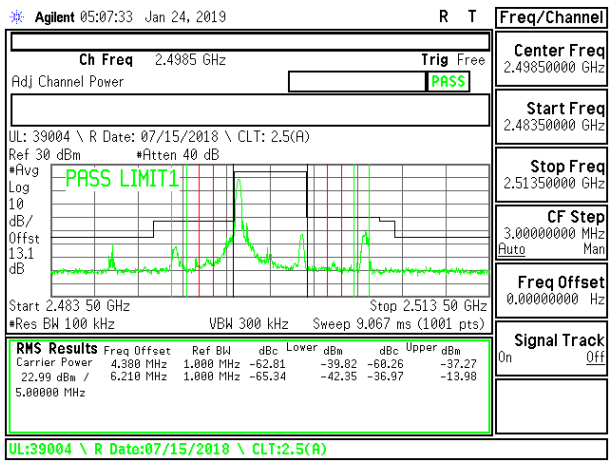

LTE B41 5MHz QPSK Low Channel RB1-0

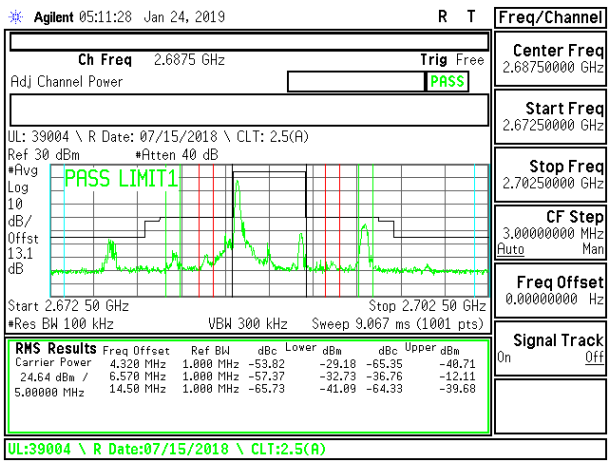

LTE B41 5MHz QPSK High Channel RB1-0

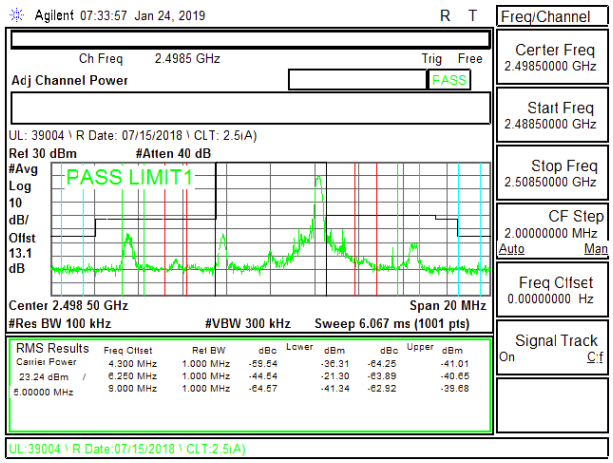

LTE B41 5MHz QPSK Low Channel RB1-24

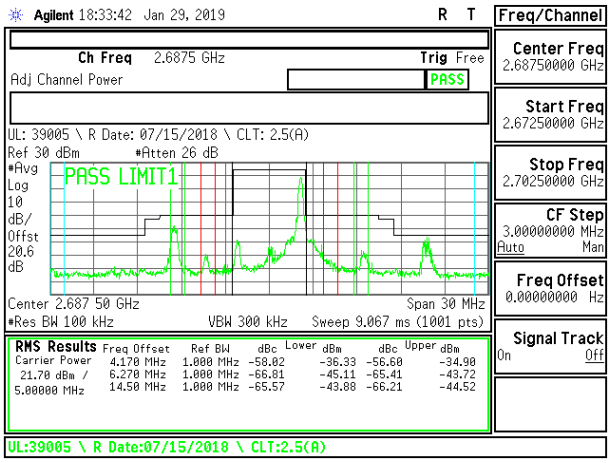

LTE B41 5MHz QPSK High Channel RB1-24

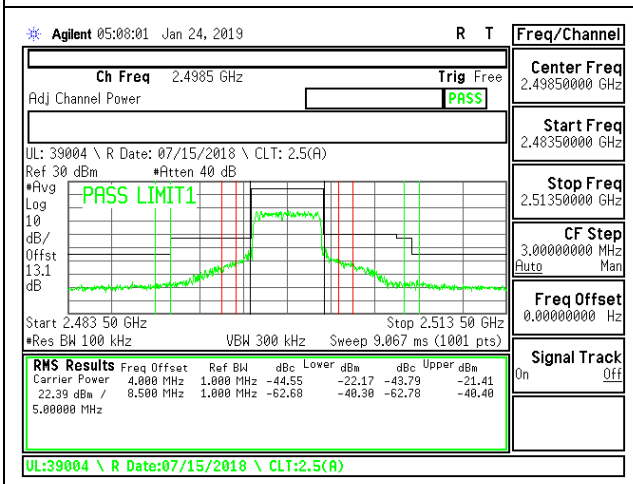

LTE B41 5MHz QPSK Low Channel RB25-0

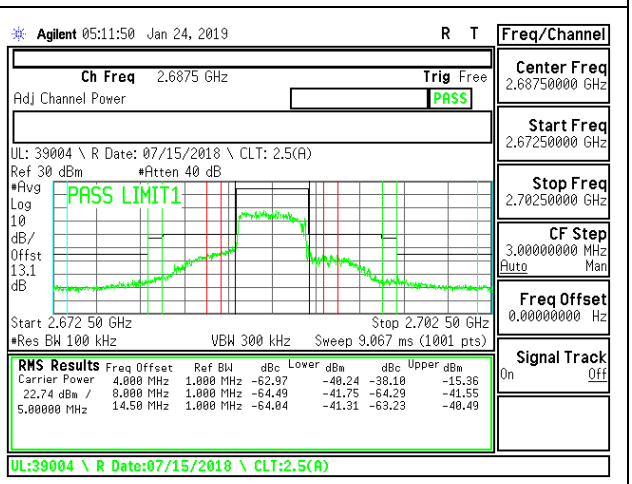

LTE B41 5MHz QPSK High Channel RB25-0

UL VERIFICATION SERVICES INC. FORM NO: CCSUP4031B
47173 Benicia Street, Fremont, CA 94538; USA TEL:(510) 771-1000 FAX:(510) 661-0888
This report shall not be reproduced except in full, without the written approval of UL Verification Services Inc.

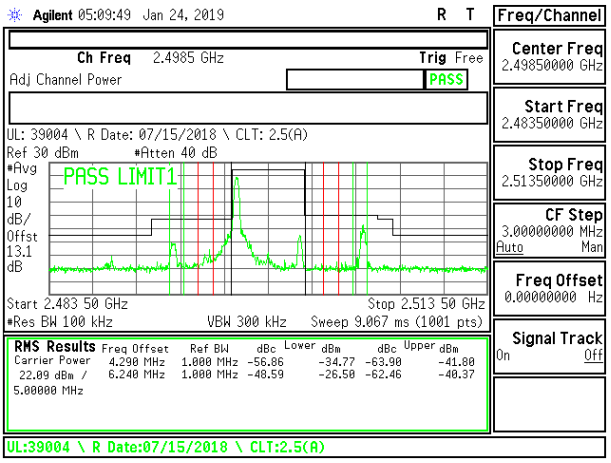

LTE B41 5MHz 16QAM Low Channel RB1-0

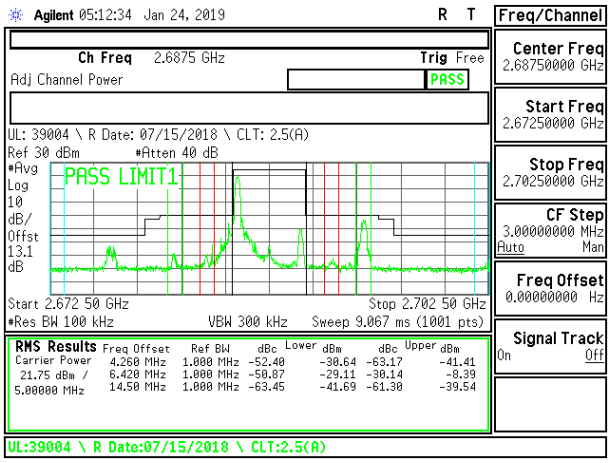

LTE B41 5MHz 16QAM High Channel RB1-0

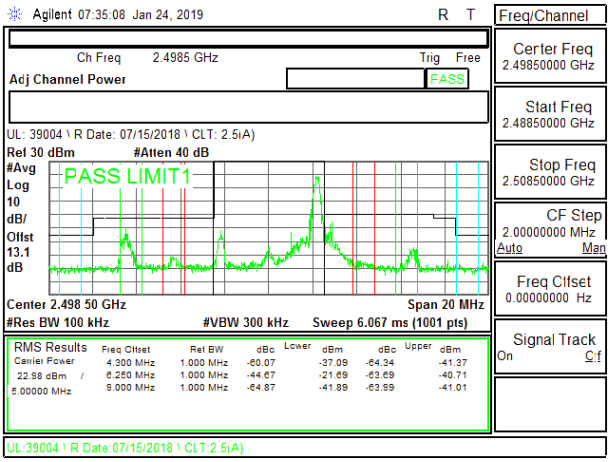

LTE B41 5MHz 16QAM Low Channel RB1-24

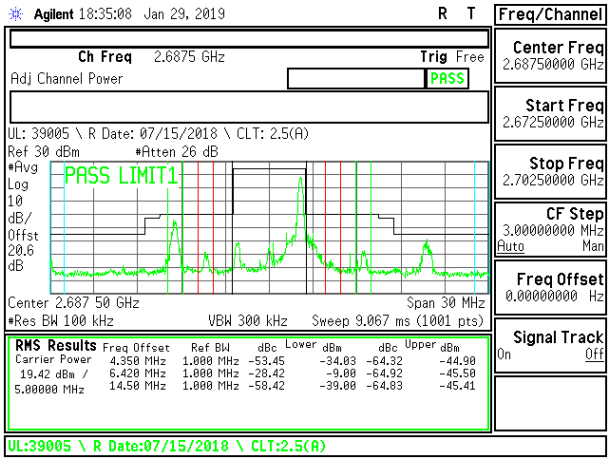

LTE B41 5MHz 16QAM High Channel RB1-24

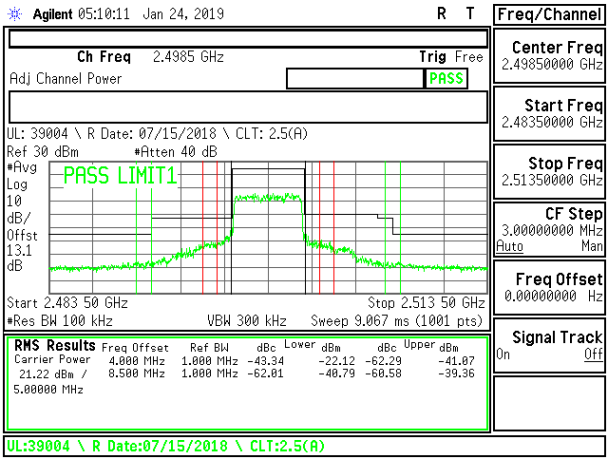

LTE B41 5MHz 16QAM Low Channel RB25-0

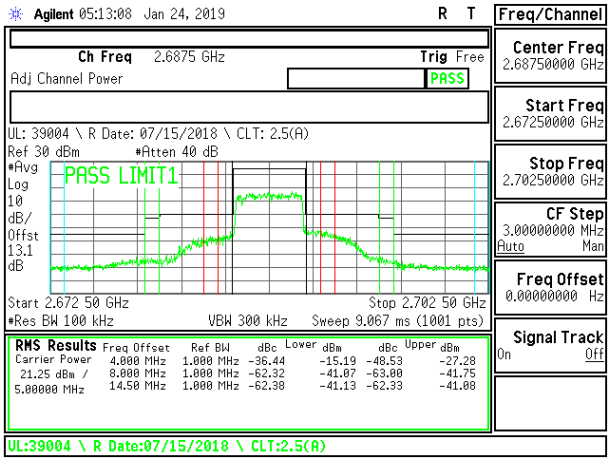

LTE B41 5MHz 16QAM High Channel RB25-0

UL VERIFICATION SERVICES INC.
47173 Benicia Street, Fremont, CA 94538; USA
TEL:(510) 771-1000
FORM NO: CCSUP4031B
FAX:(510) 661-0888
This report shall not be reproduced except in full, without the written approval of UL Verification Services Inc.

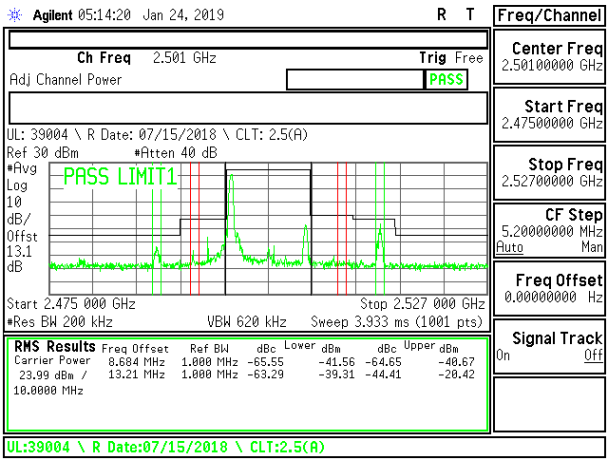

LTE B41 10MHz QPSK Low Channel RB1-0

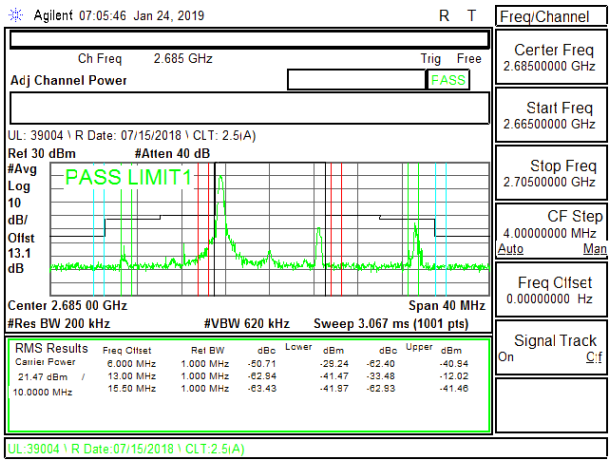

LTE B41 10MHz QPSK High Channel RB1-0

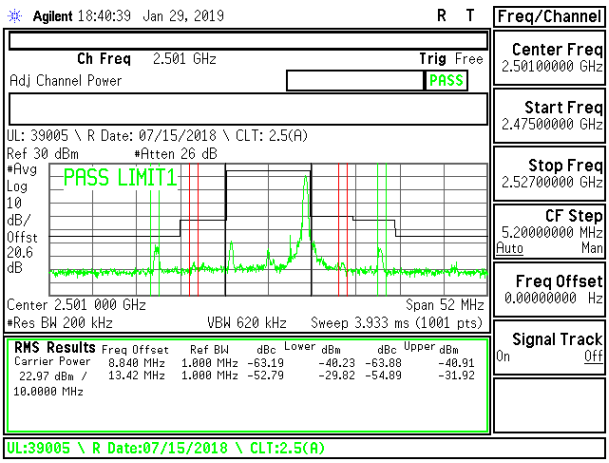

LTE B41 10MHz QPSK Low Channel RB1-49

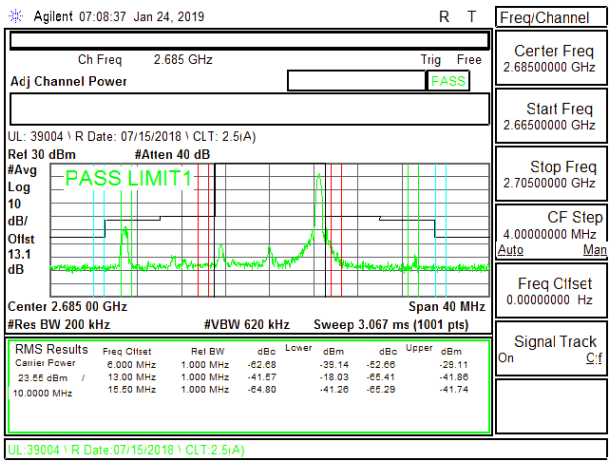

LTE B41 10MHz QPSK High Channel RB1-49

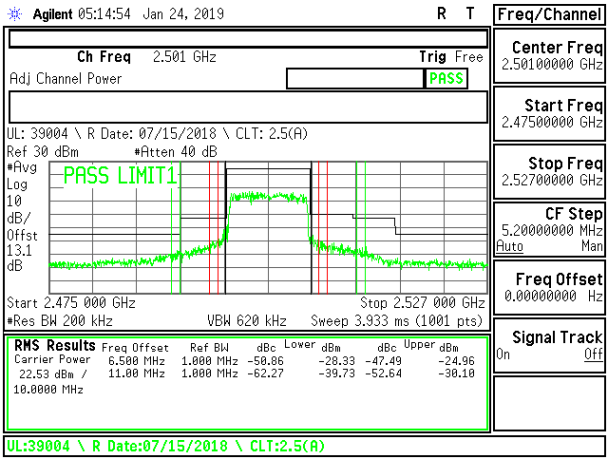

LTE B41 10MHz QPSK Low Channel RB50-0

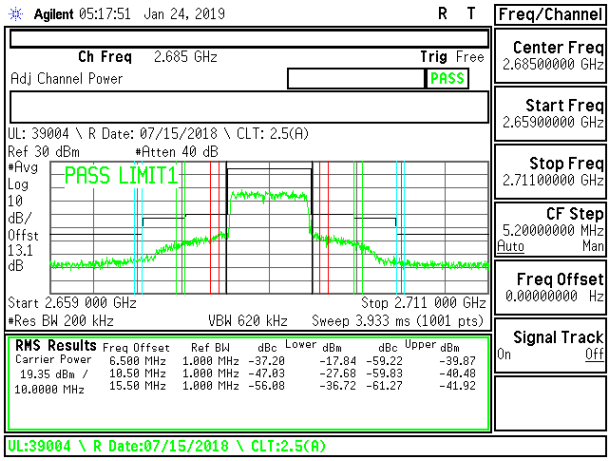

LTE B41 10MHz QPSK High Channel RB50-0

This report shall not be reproduced except in full, without the written approval of UL Verification Services Inc.

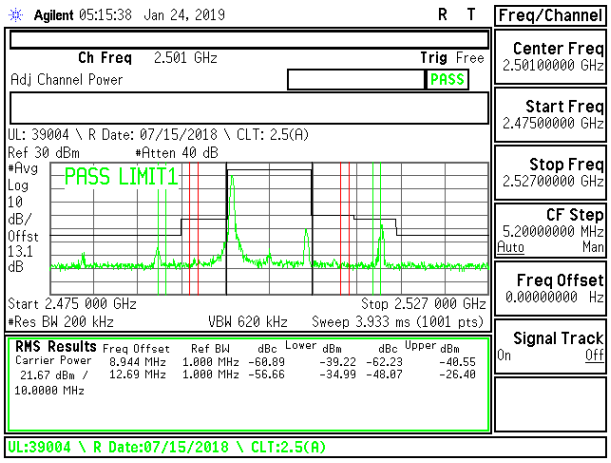

LTE B41 10MHz 16QAM Low Channel RB1-0

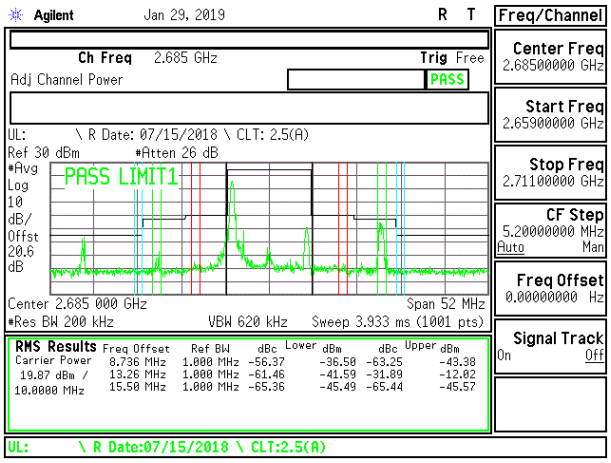

LTE B41 10MHz 16QAM High Channel RB1-0

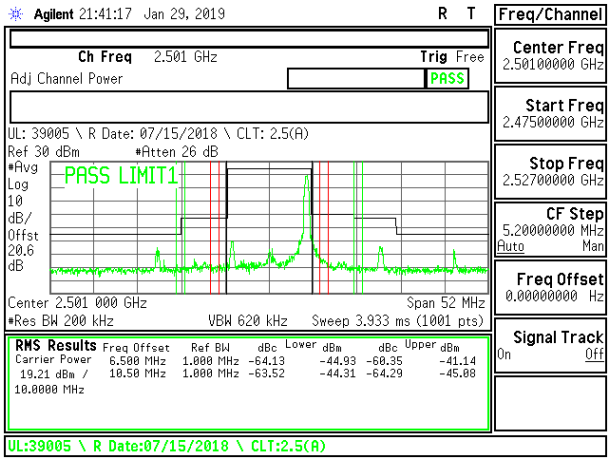

LTE B41 10MHz 16QAM Low Channel RB1-49

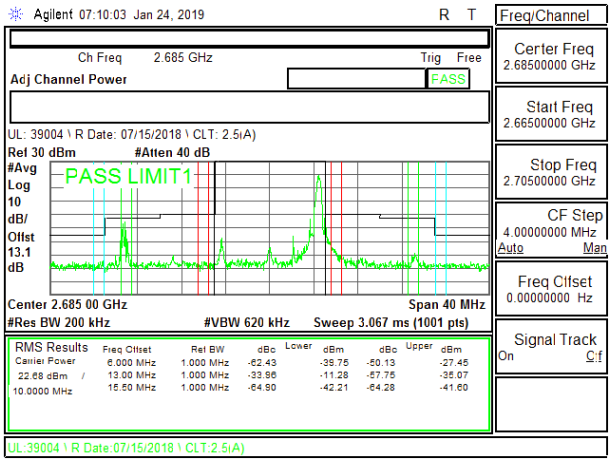

LTE B41 10MHz 16QAM High Channel RB1-49

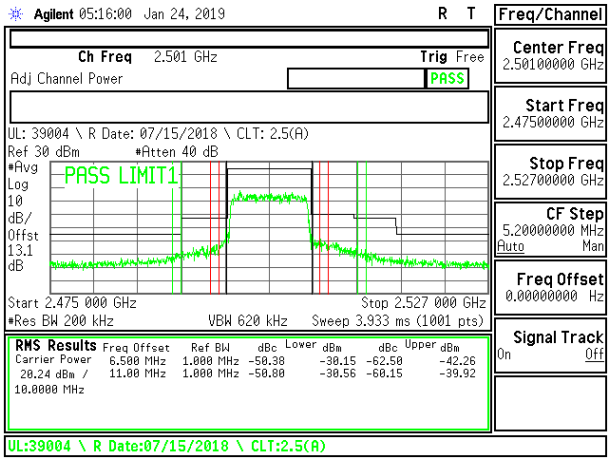

LTE B41 10MHz 16QAM Low Channel RB50-0

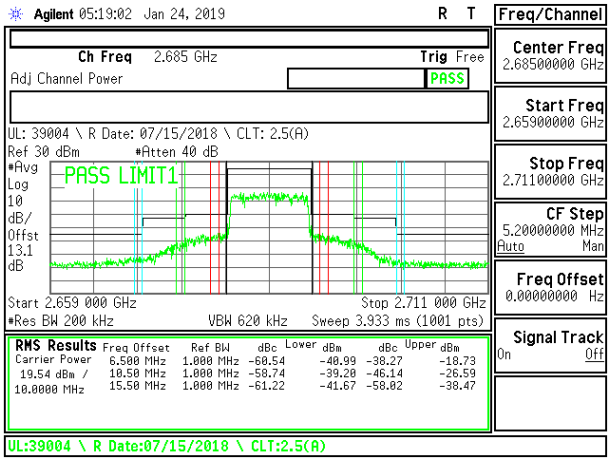

LTE B41 10MHz 16QAM High Channel RB50-0

This report shall not be reproduced except in full, without the written approval of UL Verification Services Inc.

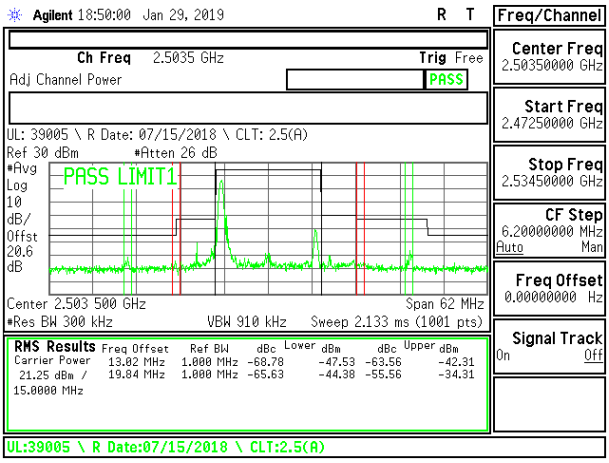

LTE B41 15MHz QPSK Low Channel RB1-0

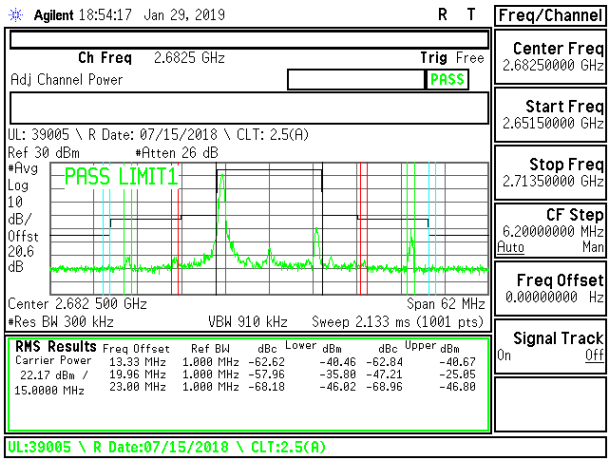

LTE B41 15MHz QPSK High Channel RB1-0

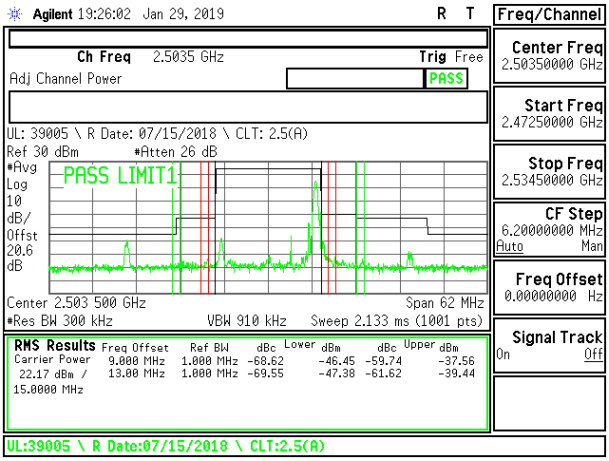

LTE B41 15MHz QPSK Low Channel RB1-74

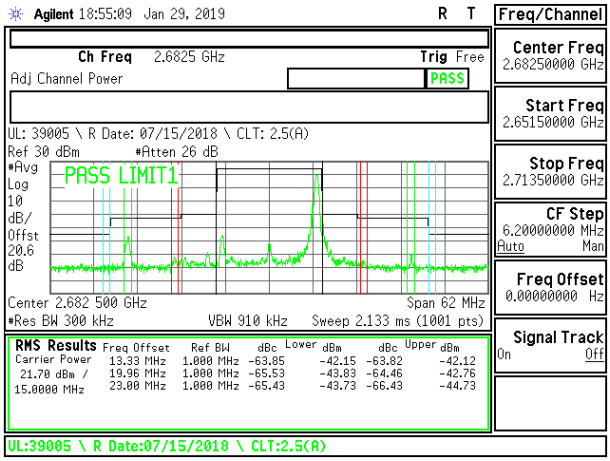

LTE B41 15MHz QPSK High Channel RB1-74

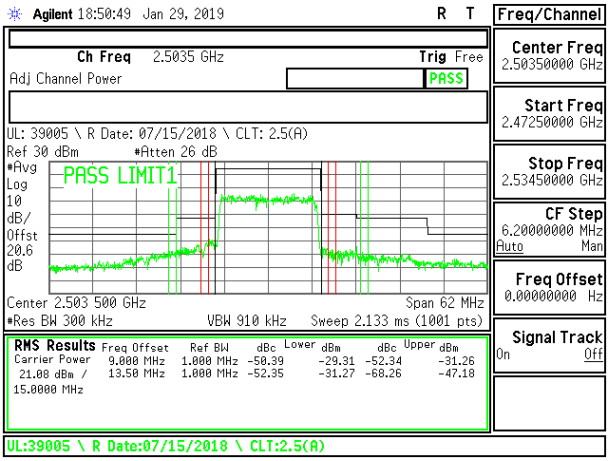

LTE B41 15MHz QPSK Low Channel RB75-0

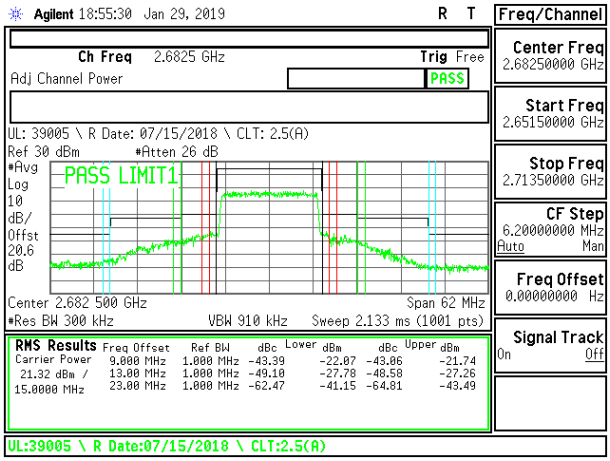

LTE B41 15MHz QPSK High Channel RB75-0

UL VERIFICATION SERVICES INC.
47173 Benicia Street, Fremont, CA 94538; USA
TEL:(510) 771-1000
FAX:(510) 661-0888

FORM NO: CCSUP4031B
This report shall not be reproduced except in full, without the written approval of UL Verification Services Inc.

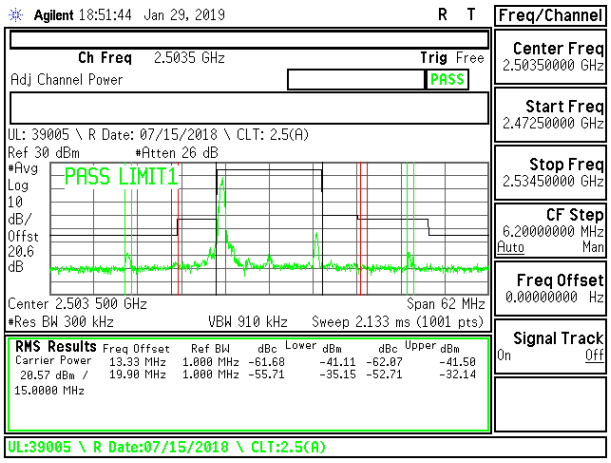

LTE B41 15MHz 16QAM Low Channel RB1-0

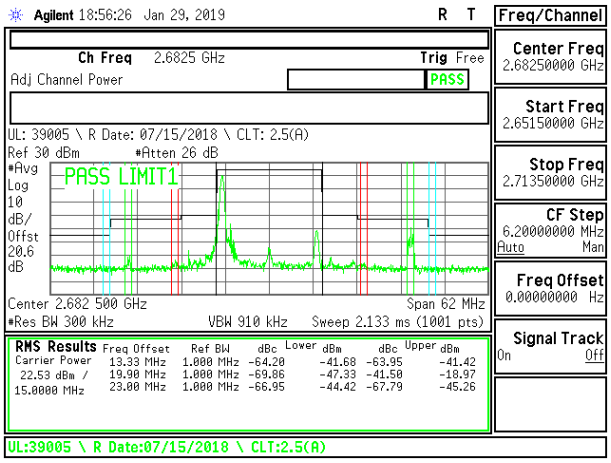

LTE B41 15MHz 16QAM High Channel RB1-0

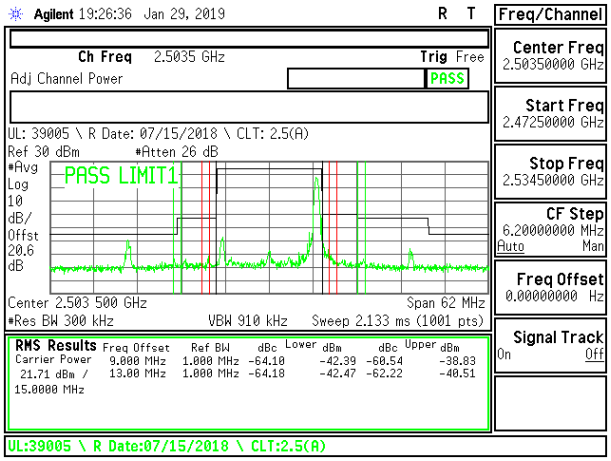

LTE B41 15MHz 16QAM Low Channel RB1-74

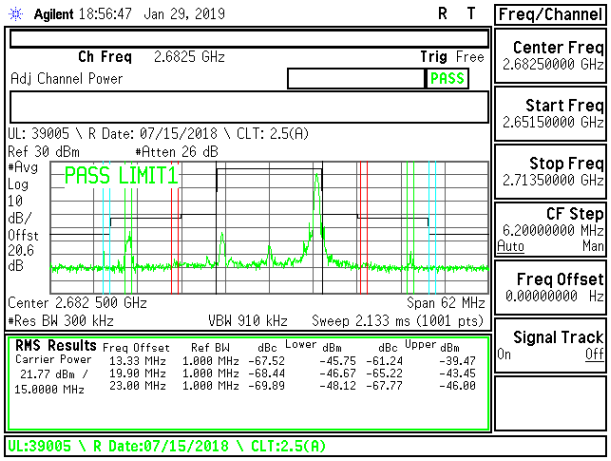

LTE B41 15MHz 16QAM High Channel RB1-74

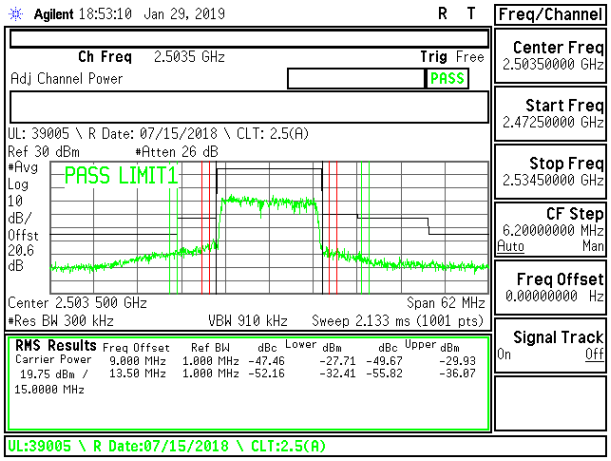

LTE B41 15MHz 16QAM Low Channel RB75-0

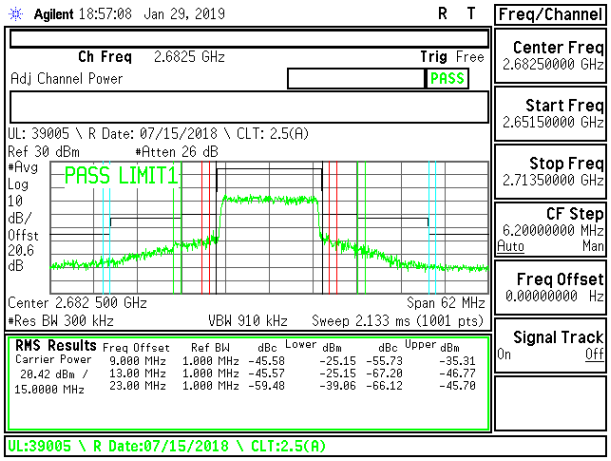

LTE B41 15MHz 16QAM High Channel RB75-0

UL VERIFICATION SERVICES INC.
47173 Benicia Street, Fremont, CA 94538; USA
TEL:(510) 771-1000
FORM NO: CCSUP4031B
FAX:(510) 661-0888

This report shall not be reproduced except in full, without the written approval of UL Verification Services Inc.

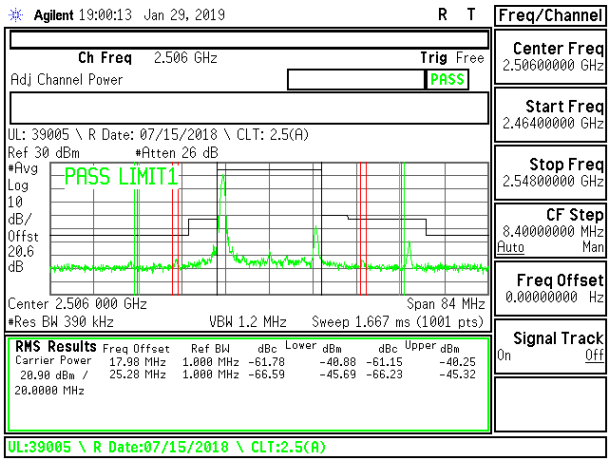

LTE B41 20MHz QPSK Low Channel RB1-0

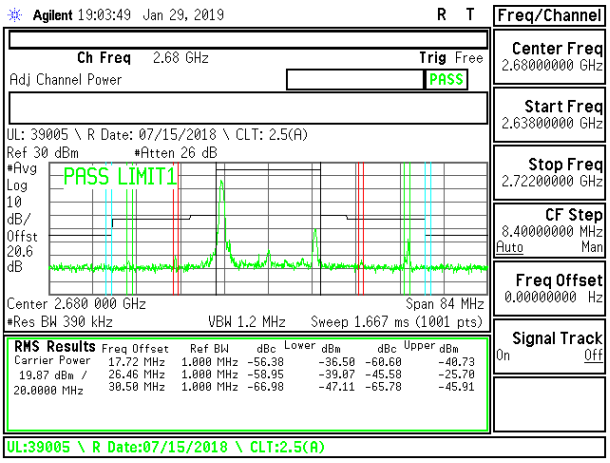

LTE B41 20MHz QPSK High Channel RB1-0

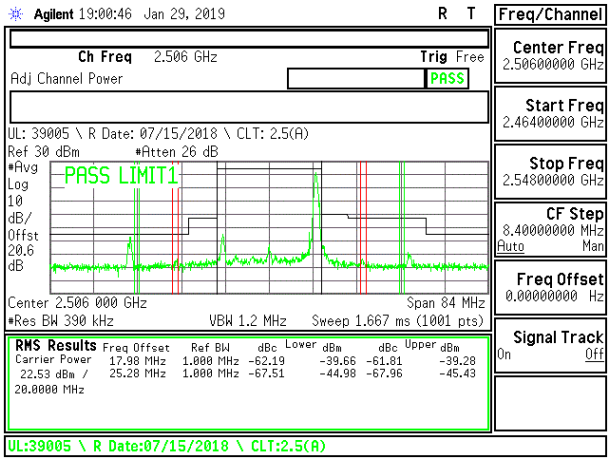

LTE B41 20MHz QPSK Low Channel RB1-99

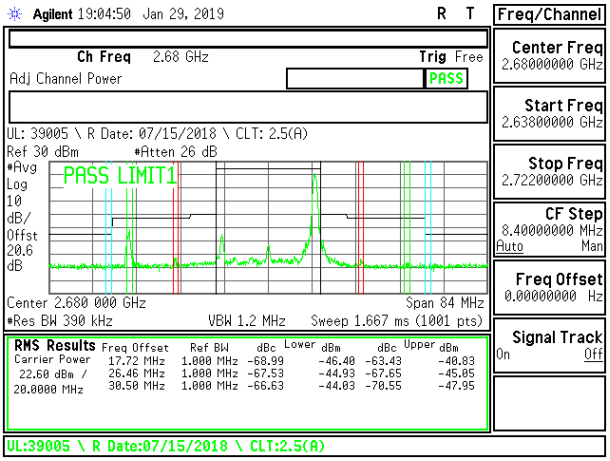

LTE B41 20MHz QPSK High Channel RB1-99

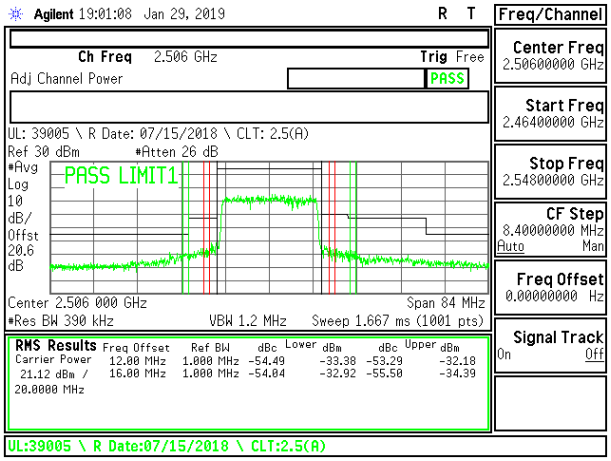

LTE B41 20MHz QPSK Low Channel RB100-0

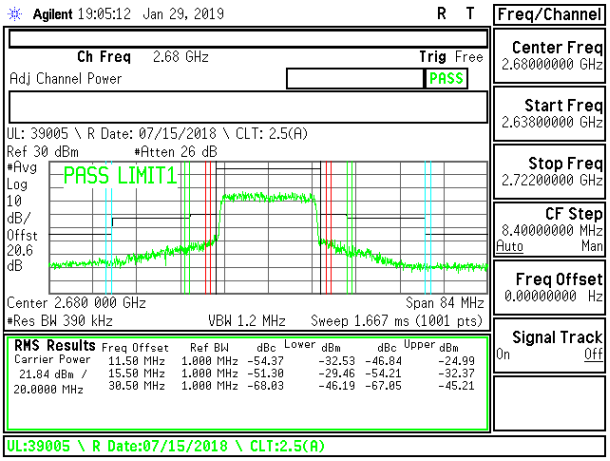

LTE B41 20MHz QPSK High Channel RB100-0

UL VERIFICATION SERVICES INC. FORM NO: CCSUP4031B
47173 Benicia Street, Fremont, CA 94538; USA TEL:(510) 771-1000 FAX:(510) 661-0888
This report shall not be reproduced except in full, without the written approval of UL Verification Services Inc.

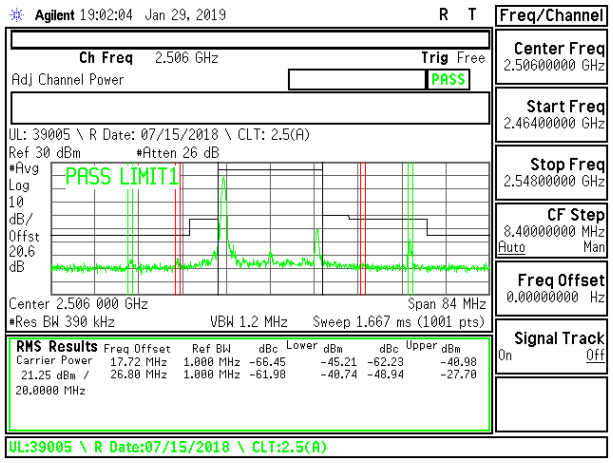

LTE B41 20MHz 16QAM Low Channel RB1-0

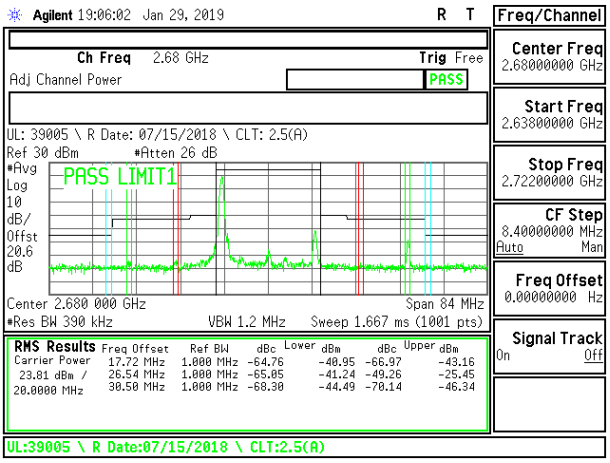

LTE B41 20MHz 16QAM High Channel RB1-0

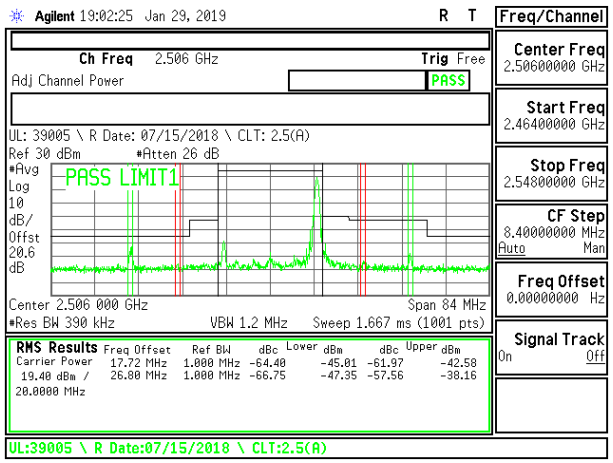

LTE B41 20MHz 16QAM Low Channel RB1-99

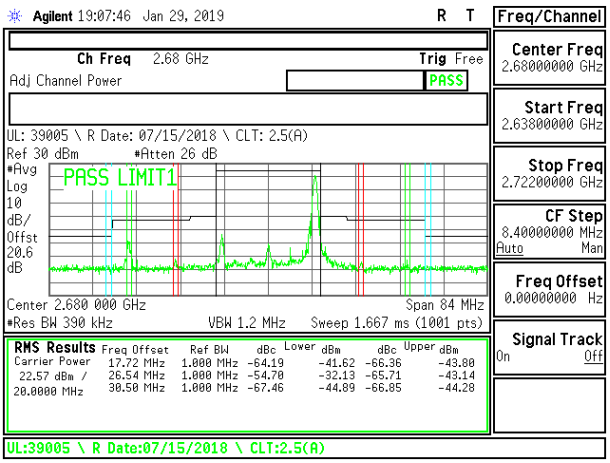

LTE B41 20MHz 16QAM High Channel RB1-99

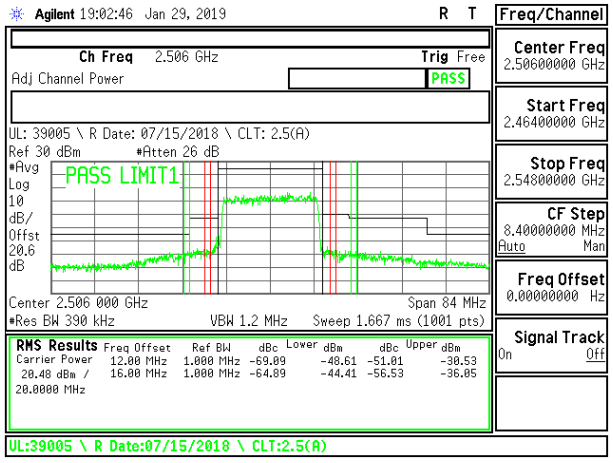

LTE B41 20MHz 16QAM Low Channel RB100-0

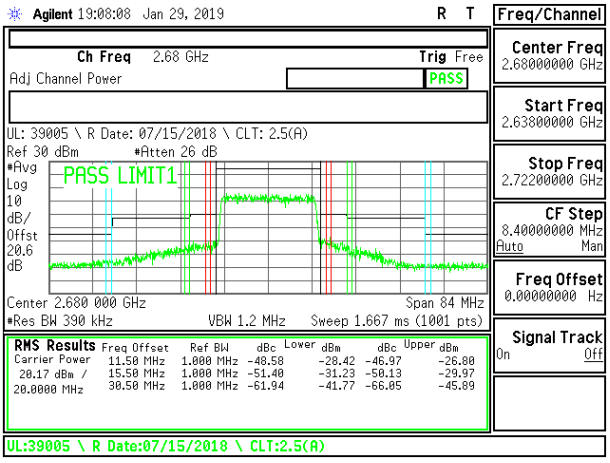

LTE B41 20MHz 16QAM High Channel RB100-0

UL VERIFICATION SERVICES INC.
47173 Benicia Street, Fremont, CA 94538; USA
TEL:(510) 771-1000
FORM NO: CCSUP4031B
FAX:(510) 661-0888
This report shall not be reproduced except in full, without the written approval of UL Verification Services Inc.

9.2.11. LTE BAND 66 BANDEDGE

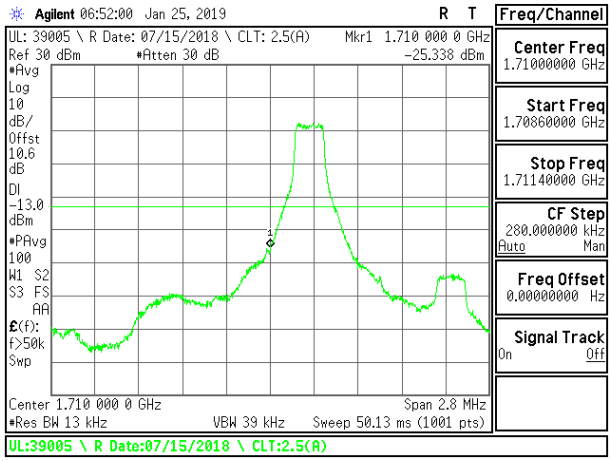

LTE B66 1.4MHz QPSK Low Channel RB1-0

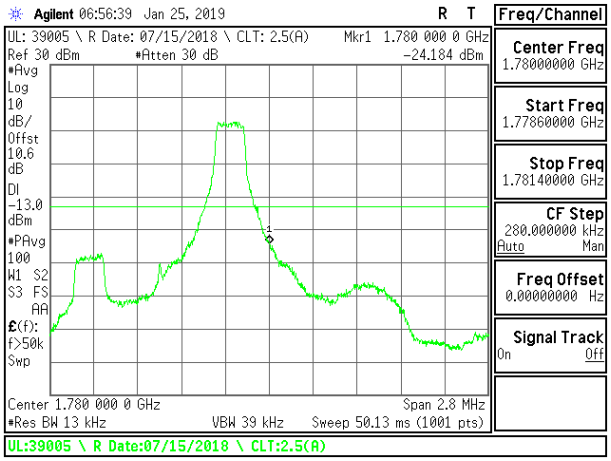

LTE B66 1.4MHz QPSK High Channel RB1-5

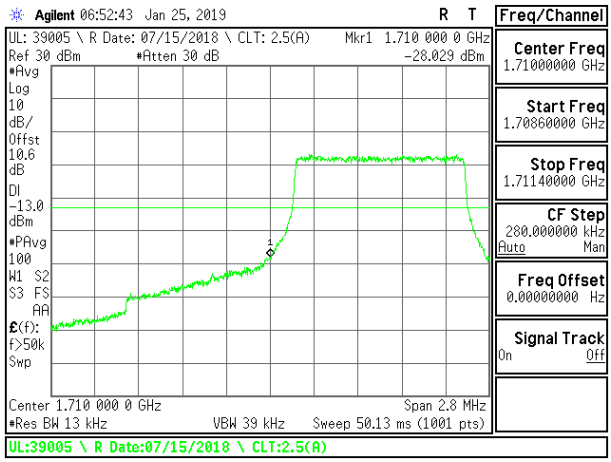

LTE B66 1.4MHz QPSK Low Channel RB6-0

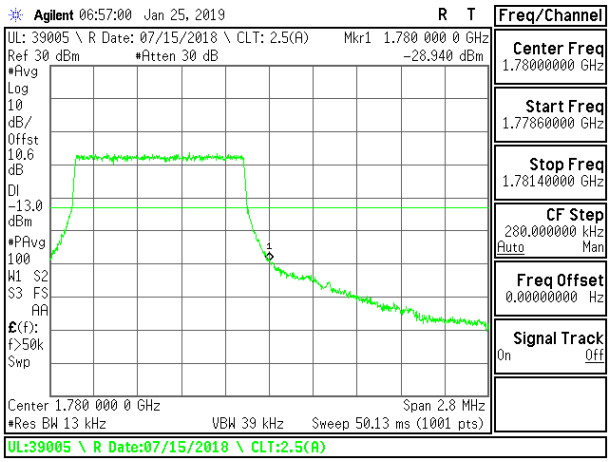

LTE B66 1.4MHz QPSK High Channel RB6-0

UL VERIFICATION SERVICES INC. FORM NO: CCSUP4031B
47173 Benicia Street, Fremont, CA 94538; USA TEL:(510) 771-1000 FAX:(510) 661-0888
This report shall not be reproduced except in full, without the written approval of UL Verification Services Inc.

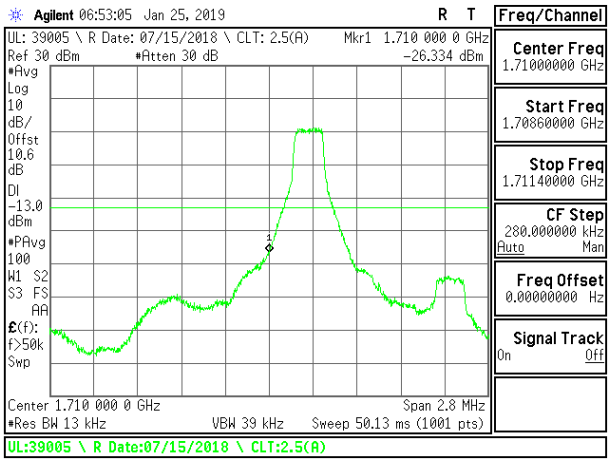

LTE B66 1.4MHz 16QAM Low Channel RB1-0

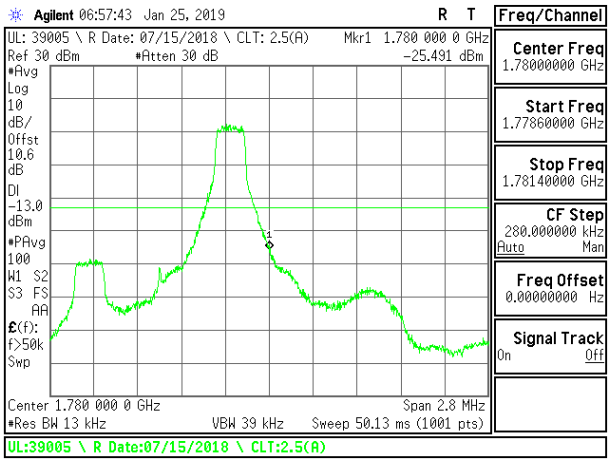

LTE B66 1.4MHz 16QAM High Channel RB1-5

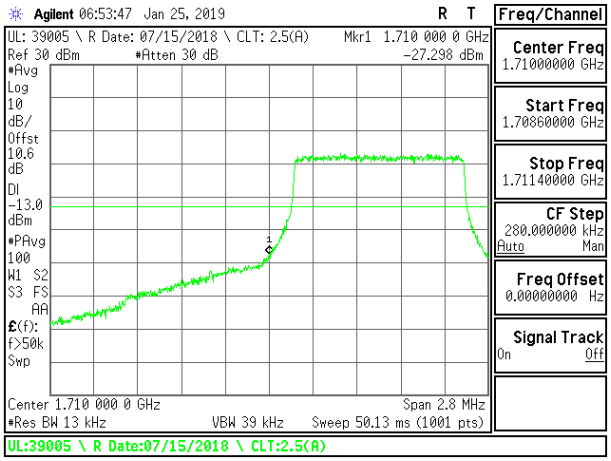

LTE B66 1.4MHz 16QAM Low Channel RB6-0

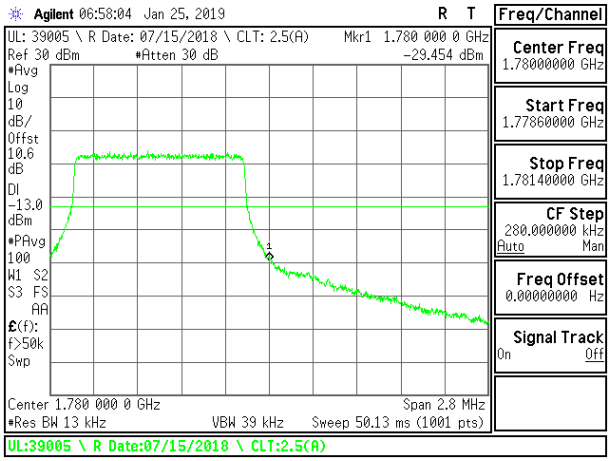

LTE B66 1.4MHz 16QAM High Channel RB6-0

UL VERIFICATION SERVICES INC. FORM NO: CCSUP4031B
47173 Benicia Street, Fremont, CA 94538; USA TEL:(510) 771-1000 FAX:(510) 661-0888
This report shall not be reproduced except in full, without the written approval of UL Verification Services Inc.

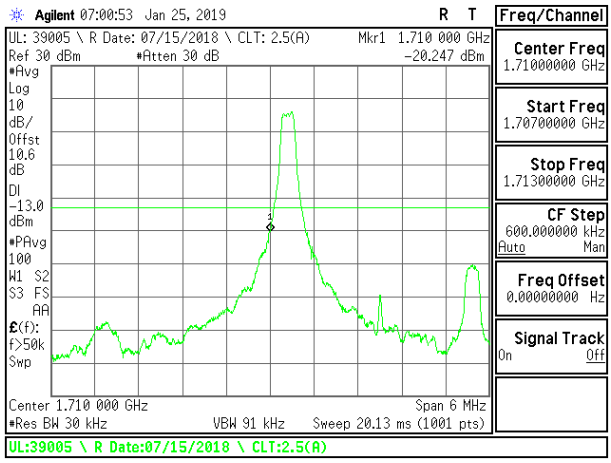

LTE B66 3MHz QPSK Low Channel RB1-0

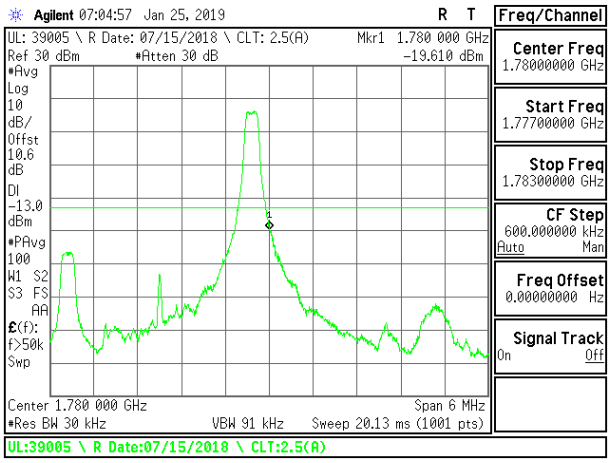

LTE B66 3MHz QPSK High Channel RB1-14

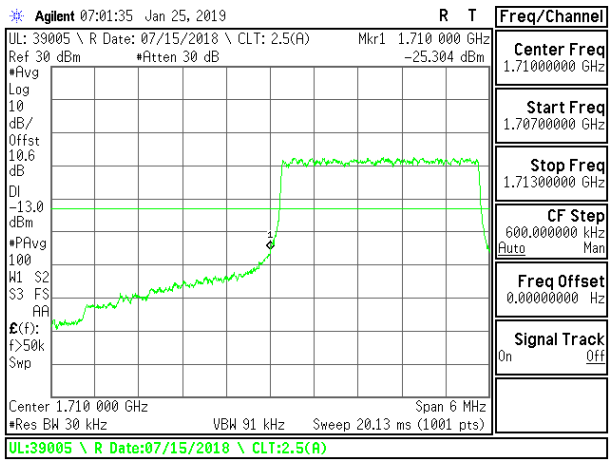

LTE B66 3MHz QPSK Low Channel RB15-0

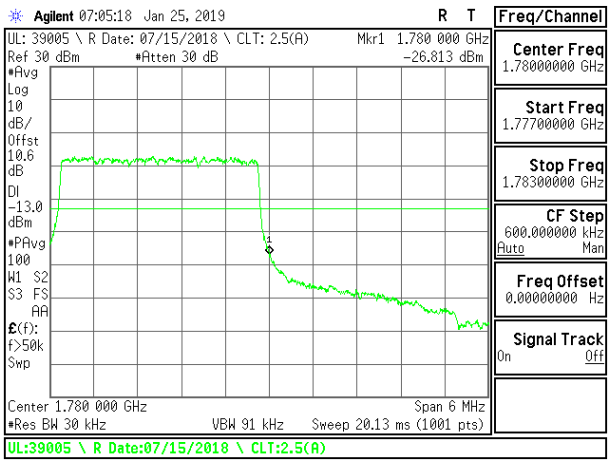

LTE B66 3MHz QPSK High Channel RB15-0

UL VERIFICATION SERVICES INC. FORM NO: CCSUP4031B
47173 Benicia Street, Fremont, CA 94538; USA TEL:(510) 771-1000 FAX:(510) 661-0888
This report shall not be reproduced except in full, without the written approval of UL Verification Services Inc.

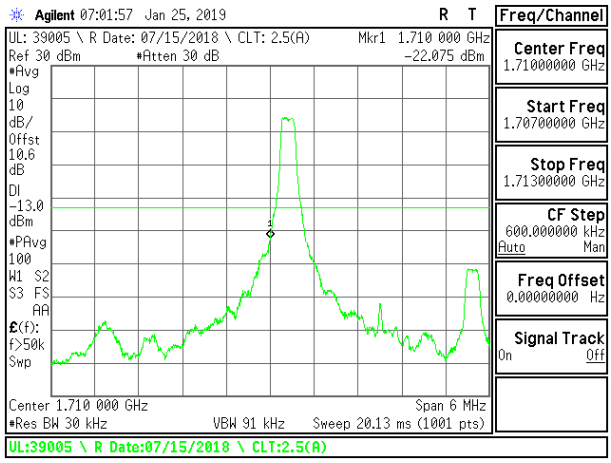

LTE B66 3MHz 16QAM Low Channel RB1-0

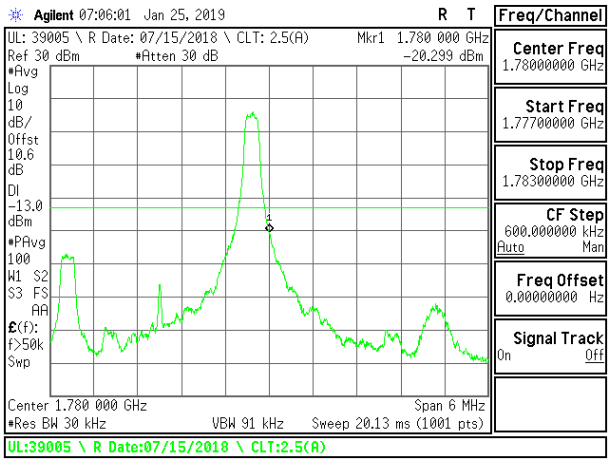

LTE B66 3MHz 16QAM High Channel RB1-14

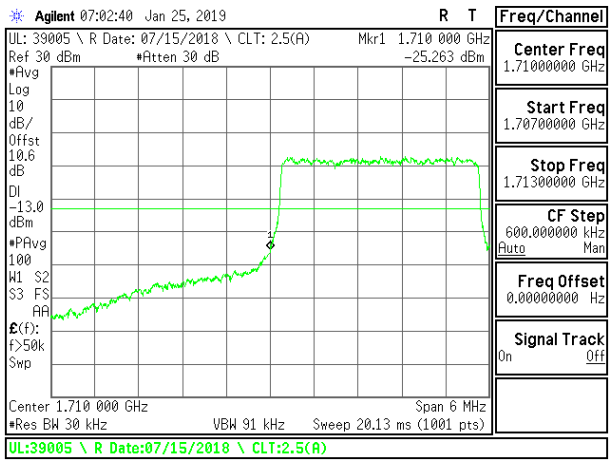

LTE B66 3MHz 16QAM Low Channel RB15-0

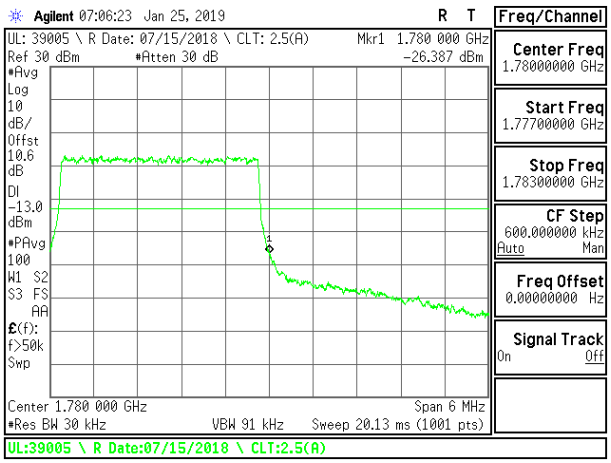

LTE B66 3MHz 16QAM High Channel RB15-0

UL VERIFICATION SERVICES INC. FORM NO: CCSUP4031B
47173 Benicia Street, Fremont, CA 94538; USA TEL:(510) 771-1000 FAX:(510) 661-0888
This report shall not be reproduced except in full, without the written approval of UL Verification Services Inc.

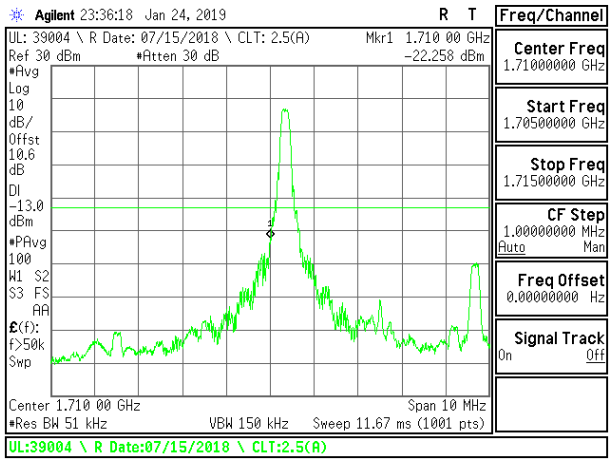

LTE B66 5MHz QPSK Low Channel RB1-0

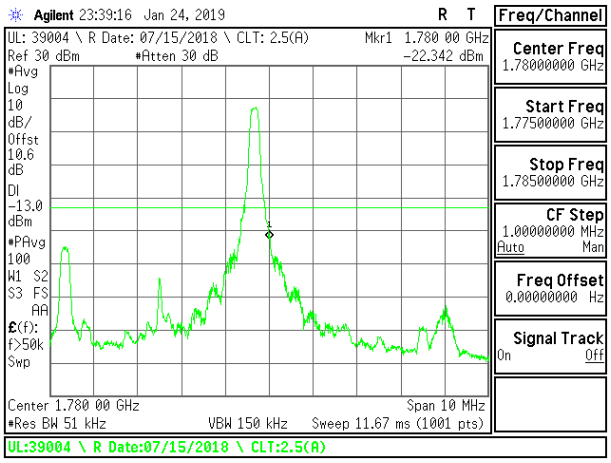

LTE B66 5MHz QPSK High Channel RB1-24

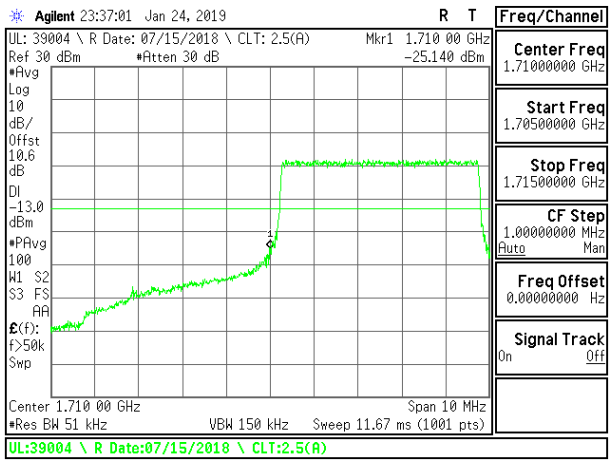

LTE B66 5MHz QPSK Low Channel RB25-0

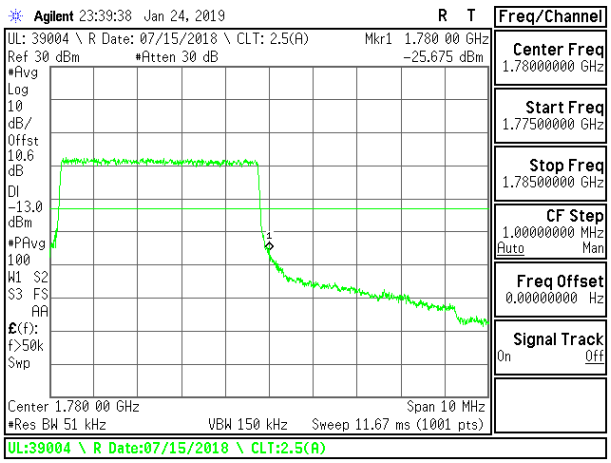

LTE B66 5MHz QPSK High Channel RB25-0

UL VERIFICATION SERVICES INC. FORM NO: CCSUP4031B
47173 Benicia Street, Fremont, CA 94538; USA TEL:(510) 771-1000 FAX:(510) 661-0888
This report shall not be reproduced except in full, without the written approval of UL Verification Services Inc.

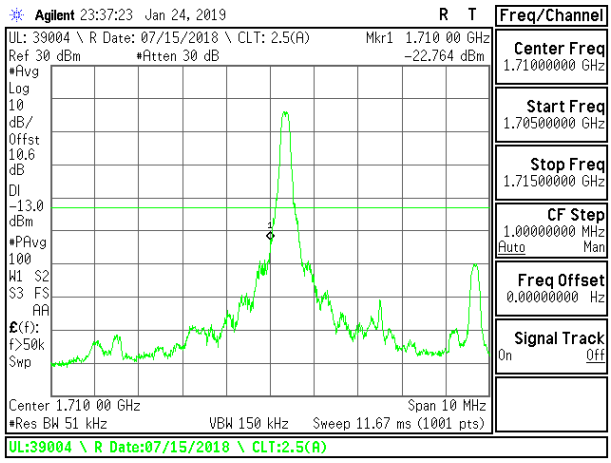

LTE B66 5MHz 16QAM Low Channel RB1-0

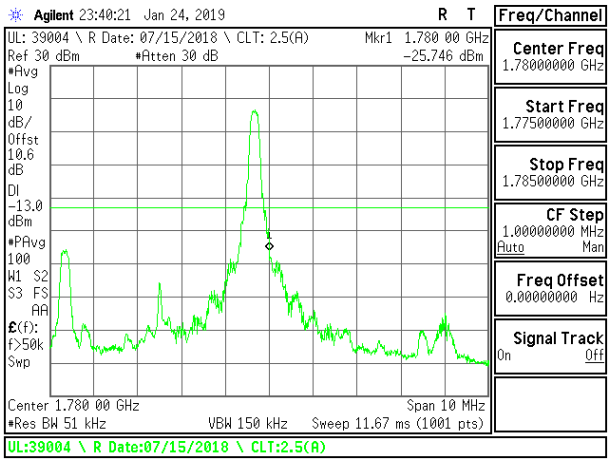

LTE B66 5MHz 16QAM High Channel RB1-24

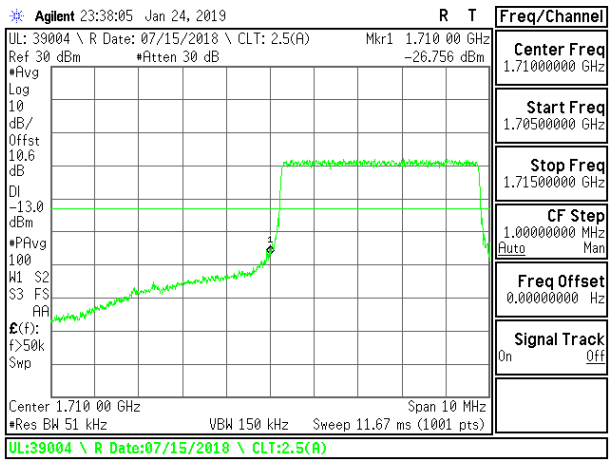

LTE B66 5MHz 16QAM Low Channel RB25-0

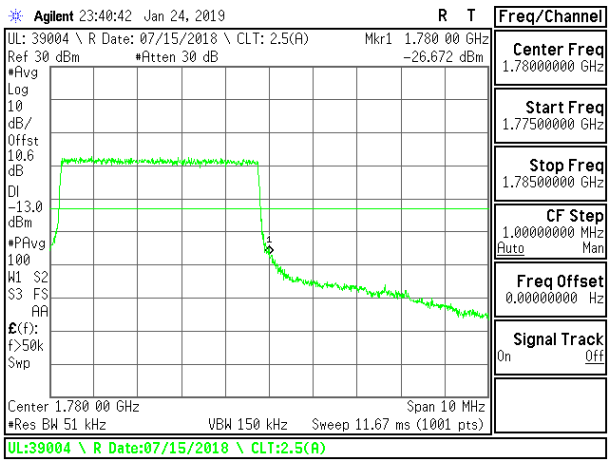

LTE B66 5MHz 16QAM High Channel RB25-0

UL VERIFICATION SERVICES INC. FORM NO: CCSUP4031B
47173 Benicia Street, Fremont, CA 94538; USA TEL:(510) 771-1000 FAX:(510) 661-0888
This report shall not be reproduced except in full, without the written approval of UL Verification Services Inc.

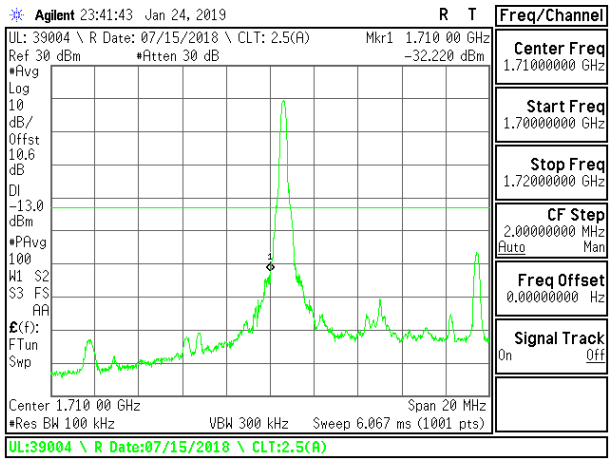

LTE B66 10MHz QPSK Low Channel RB1-0

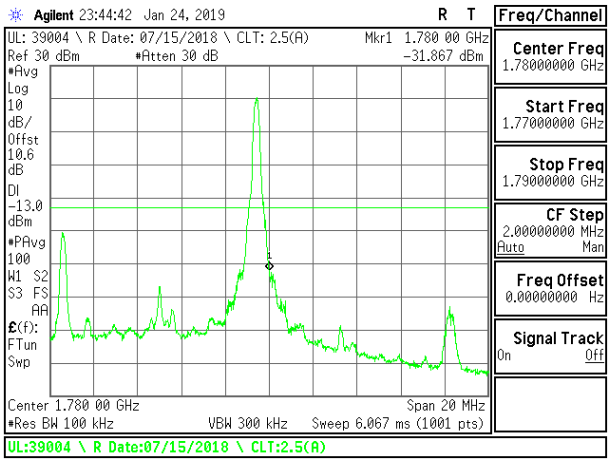

LTE B66 10MHz QPSK High Channel RB1-49

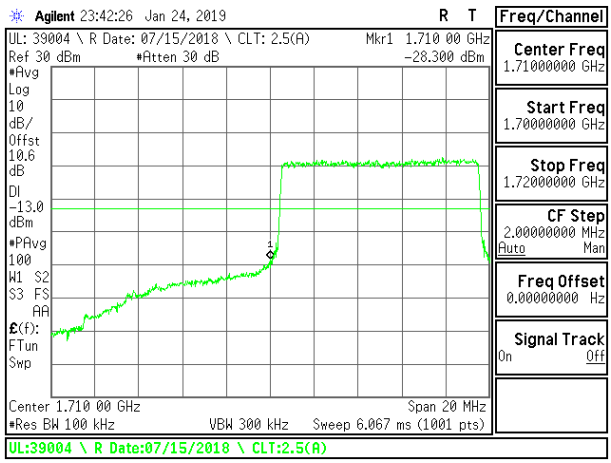

LTE B66 10MHz QPSK Low Channel RB50-0

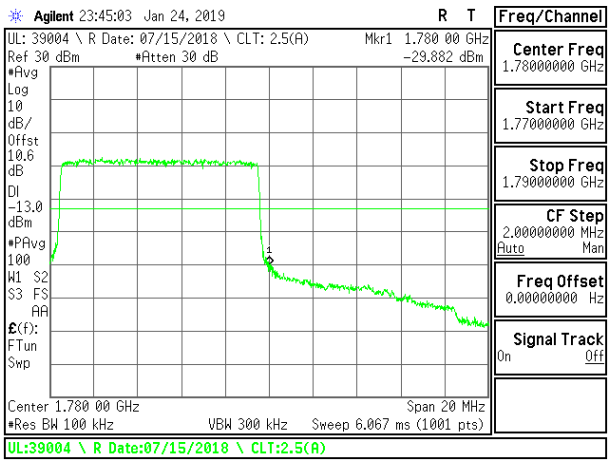

LTE B66 10MHz QPSK High Channel RB50-0

UL VERIFICATION SERVICES INC. FORM NO: CCSUP4031B
47173 Benicia Street, Fremont, CA 94538; USA TEL:(510) 771-1000 FAX:(510) 661-0888
This report shall not be reproduced except in full, without the written approval of UL Verification Services Inc.

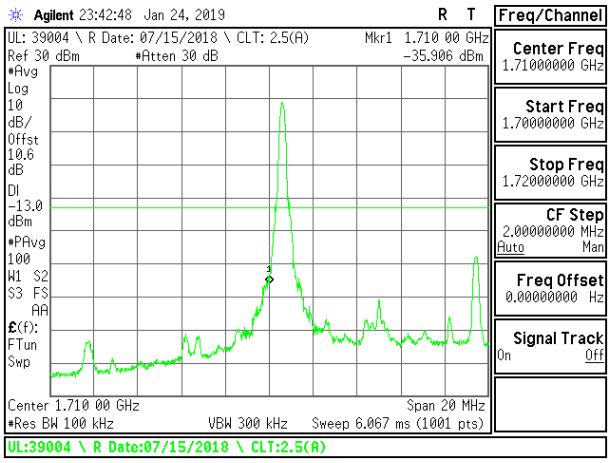

LTE B66 10MHz 16QAM Low Channel RB1-0

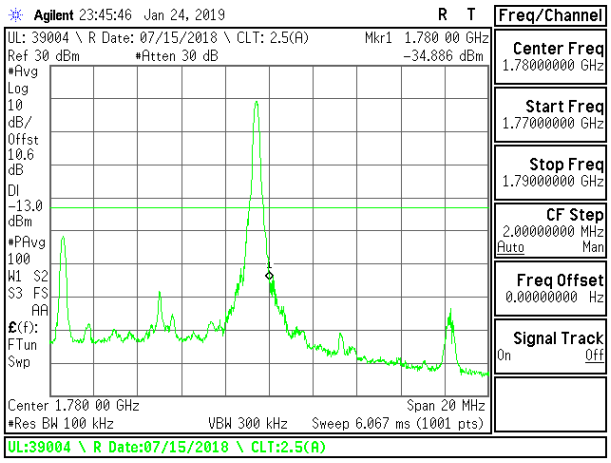

LTE B66 10MHz 16QAM High Channel RB1-49

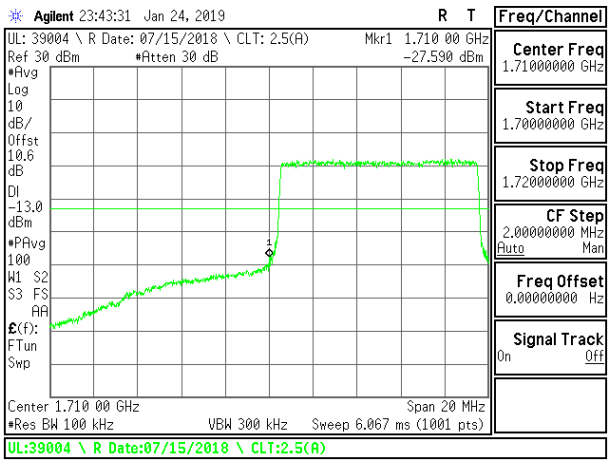

LTE B66 10MHz 16QAM Low Channel RB50-0

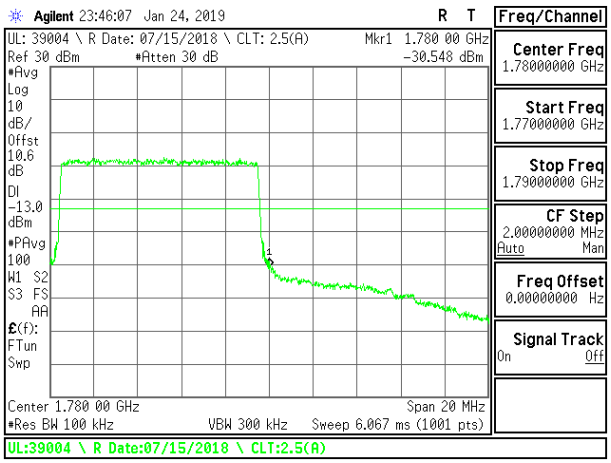

LTE B66 10MHz 16QAM High Channel RB50-0

UL VERIFICATION SERVICES INC. FORM NO: CCSUP4031B
47173 Benicia Street, Fremont, CA 94538; USA TEL:(510) 771-1000 FAX:(510) 661-0888
This report shall not be reproduced except in full, without the written approval of UL Verification Services Inc.

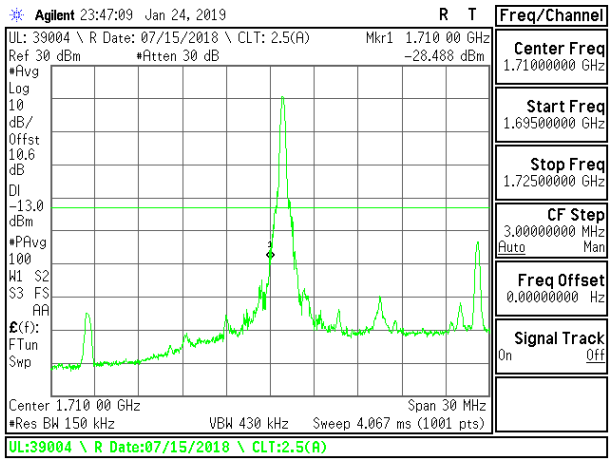

LTE B66 15MHz QPSK Low Channel RB1-0

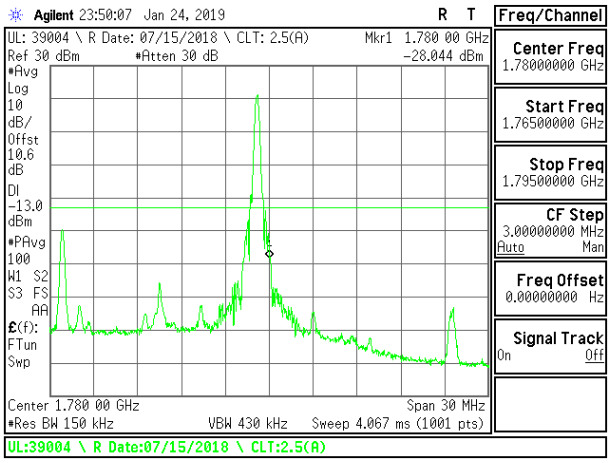

LTE B66 15MHz QPSK High Channel RB1-74

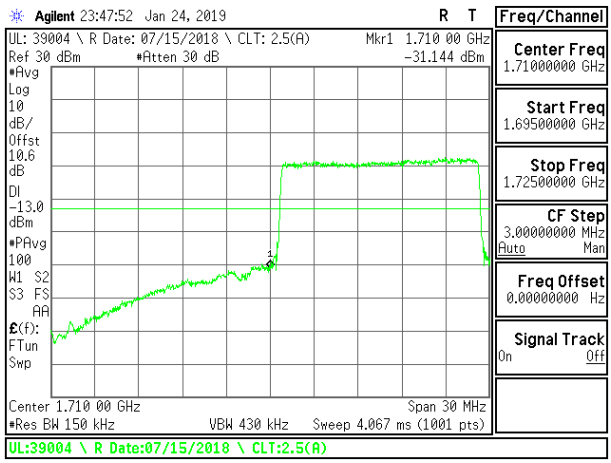

LTE B66 15MHz QPSK Low Channel RB75-0

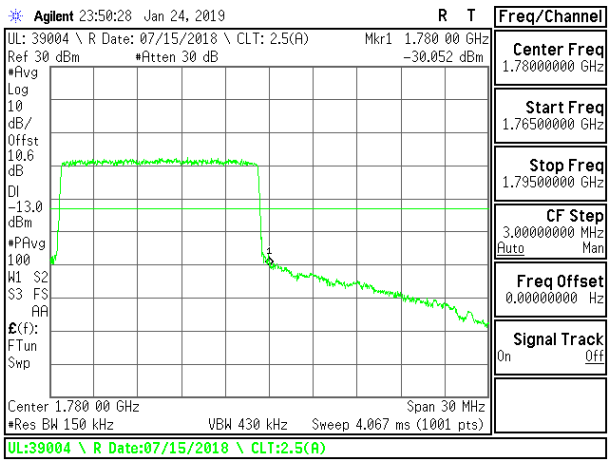

LTE B66 15MHz QPSK High Channel RB75-0

UL VERIFICATION SERVICES INC.
47173 Benicia Street, Fremont, CA 94538; USA
TEL:(510) 771-1000
FAX:(510) 661-0888

FORM NO: CCSUP4031B
This report shall not be reproduced except in full, without the written approval of UL Verification Services Inc.

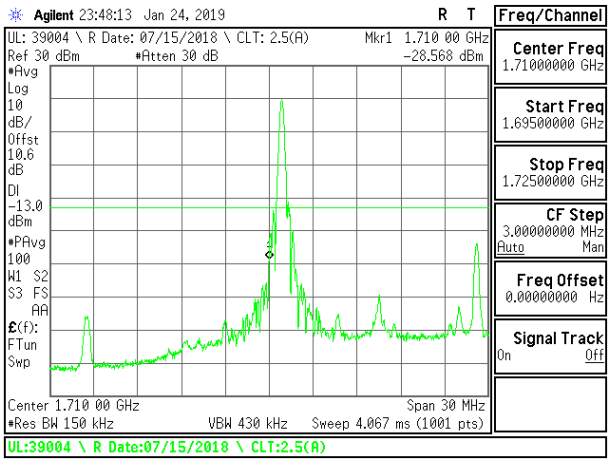

LTE B66 15MHz 16QAM Low Channel RB1-0

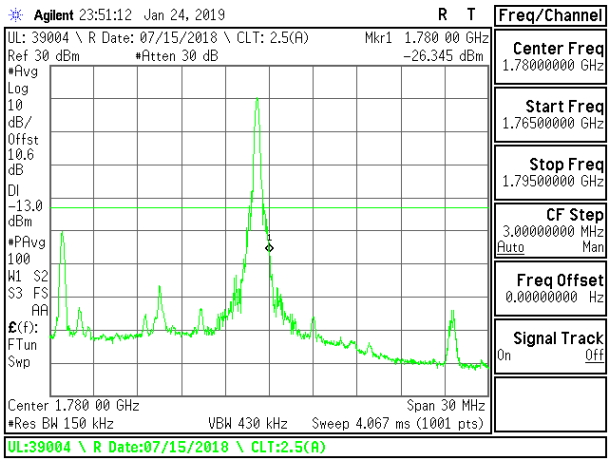

LTE B66 15MHz 16QAM High Channel RB1-74

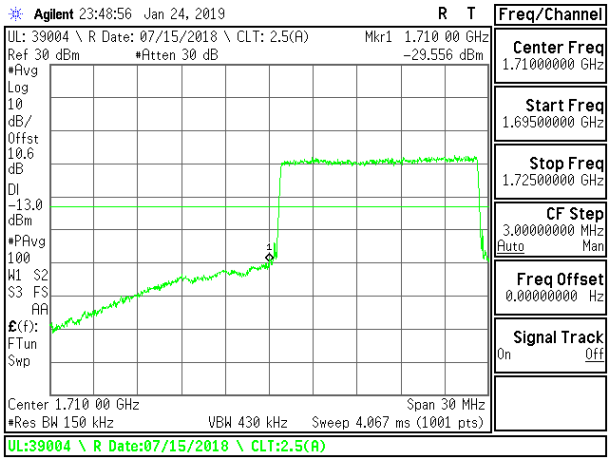

LTE B66 15MHz 16QAM Low Channel RB75-0

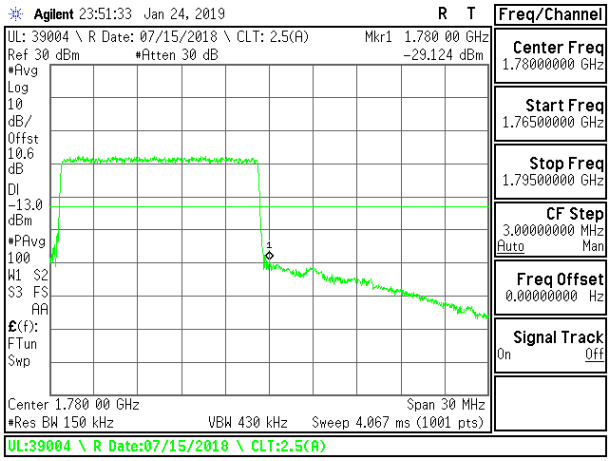

LTE B66 15MHz 16QAM High Channel RB75-0

UL VERIFICATION SERVICES INC. FORM NO: CCSUP4031B
47173 Benicia Street, Fremont, CA 94538; USA TEL:(510) 771-1000 FAX:(510) 661-0888
This report shall not be reproduced except in full, without the written approval of UL Verification Services Inc.

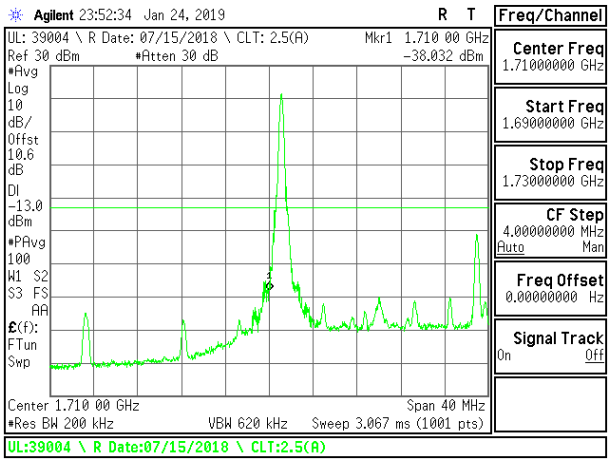

LTE B66 20MHz QPSK Low Channel RB1-0

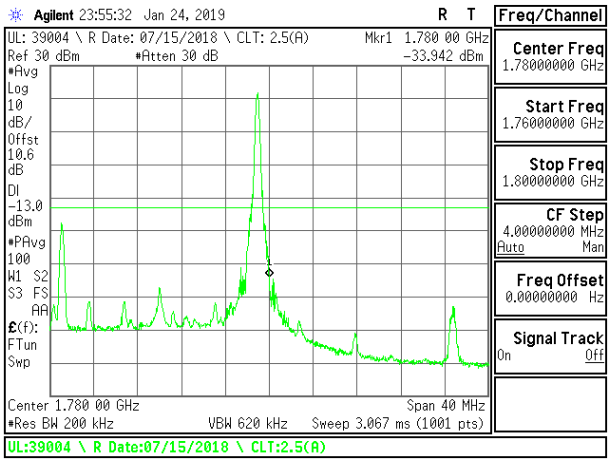

LTE B66 20MHz QPSK High Channel RB1-99

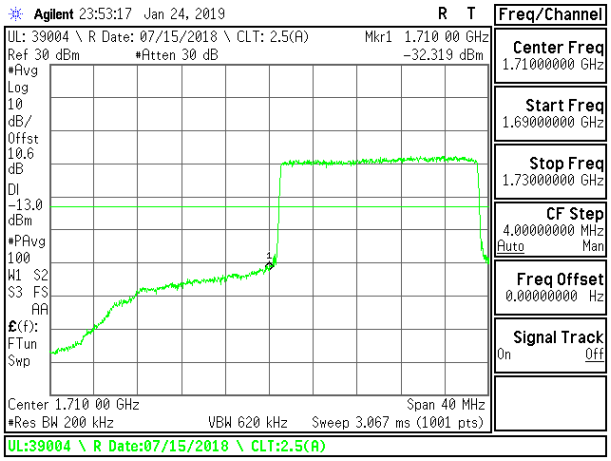

LTE B66 20MHz QPSK Low Channel RB100-0

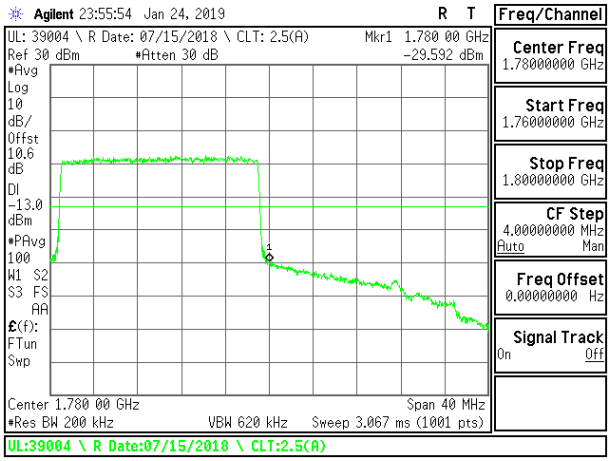

LTE B66 20MHz QPSK High Channel RB100-0

UL VERIFICATION SERVICES INC. FORM NO: CCSUP4031B
47173 Benicia Street, Fremont, CA 94538; USA TEL:(510) 771-1000 FAX:(510) 661-0888
This report shall not be reproduced except in full, without the written approval of UL Verification Services Inc.