▣ Test Plots(802.11ac(VHT80))

Note:

In order to simplify the report, attached plots were only channel of highest power.

UNII 1 (Ch. 42)	UNII 2A (Ch. 58)

UNII 2C (Ch. 138)	UNII 3 (Ch. 155)
	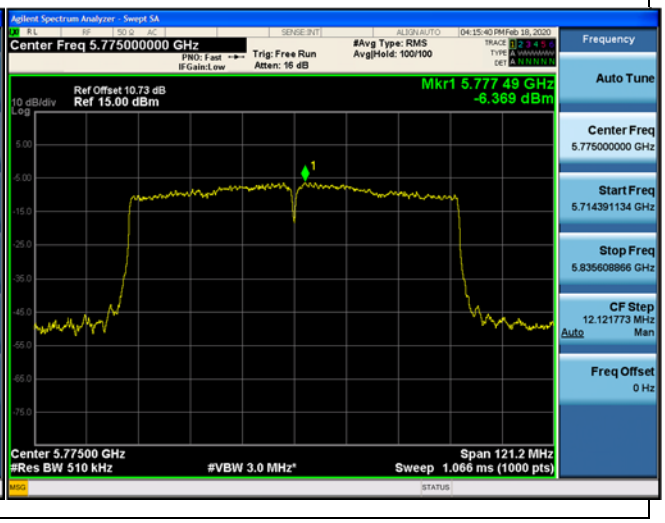

10.6 FREQUENCY STABILITY.

10.6.1 80MHz BW

Startup after the EUT is energized

OPERATING BAND: UNII Band 1
OPERATING FREQUENCY: 5,210,000,000 Hz
CHANNEL: 42
REFERENCE VOLTAGE: 3.85 VDC

Voltage (%)	Power (VDC)	Temp. (℃)	Frequency (kHz)	Frequency Error (kHz)
100%	3.85	+20(Ref)	5210086.58	86.58
100%		-30	5210094.93	94.93
100%		-20	5210045.23	45.23
100%		-10	5210007.12	7.12
100%		0	5210051.85	51.85
100%		+10	5210023.04	23.04
100%		+30	5210036.12	36.12
100%		+40	5210083.90	83.90
100%		+50	5210037.52	37.52
End.Point	3.5	+20	5210035.82	35.82

Note:

Based on the results of the frequency stability test shown above the frequency deviation results measured are very small. As such it is determined that the channels at the band edge would remain in-band when the maximum measured frequency error noted during the frequency stability tests is applied. Therefore the device is determined to remain operating in band over the temperature and voltage range as tested.

OPERATING BAND: UNII Band 2A
OPERATING FREQUENCY: 5,290,000,000 Hz
CHANNEL: 58
REFERENCE VOLTAGE: 3.85 VDC

Voltage (%)	Power (VDC)	Temp. (℃)	Frequency (kHz)	Frequency Error (kHz)
100%	3.85	+20(Ref)	5290012.99	12.99
100%		-30	5290090.69	90.69
100%		-20	5290057.58	57.58
100%		-10	5290065.53	65.53
100%		0	5290021.54	21.54
100%		+10	5290043.57	43.57
100%		+30	5290076.07	76.07
100%		+40	5290067.02	67.02
100%		+50	5290064.74	64.74
End.Point	3.5	+20	5290071.62	71.62

Note:

Based on the results of the frequency stability test shown above the frequency deviation results measured are very small. As such it is determined that the channels at the band edge would remain in-band when the maximum measured frequency error noted during the frequency stability tests is applied. Therefore the device is determined to remain operating in band over the temperature and voltage range as tested.

OPERATING BAND: UNII Band 2C
OPERATING FREQUENCY: 5,530,000,000 Hz
CHANNEL: 106
REFERENCE VOLTAGE: 3.85 VDC

Voltage (%)	Power (VDC)	Temp. (℃)	Frequency (kHz)	Frequency Error (kHz)
100%	3.85	+20(Ref)	5530090.47	90.47
100%		-30	5530026.69	26.69
100%		-20	5530041.39	41.39
100%		-10	5530099.18	99.18
100%		0	5530002.84	2.84
100%		+10	5530082.52	82.52
100%		+30	5530087.17	87.17
100%		+40	5530029.49	29.49
100%		+50	5530014.89	14.89
End.Point	3.5	+20	5530067.88	67.88

Note:

Based on the results of the frequency stability test shown above the frequency deviation results measured are very small. As such it is determined that the channels at the band edge would remain in-band when the maximum measured frequency error noted during the frequency stability tests is applied. Therefore the device is determined to remain operating in band over the temperature and voltage range as tested.

OPERATING BAND: UNII Band 3
OPERATING FREQUENCY: 5,775,000,000 Hz
CHANNEL: 155
REFERENCE VOLTAGE: 3.85 VDC

Voltage (%)	Power (VDC)	Temp. (℃)	Frequency (kHz)	Frequency Error (kHz)
100%	3.85	+20(Ref)	5775014.55	14.55
100%		-30	5775037.46	37.46
100%		-20	5775016.57	16.57
100%		-10	5775092.97	92.97
100%		0	5775042.75	42.75
100%		+10	5775025.36	25.36
100%		+30	5775004.22	4.22
100%		+40	5775070.09	70.09
100%		+50	5775067.05	67.05
End.Point	3.5	+20	5775077.48	77.48

Note:

Based on the results of the frequency stability test shown above the frequency deviation results measured are very small. As such it is determined that the channels at the band edge would remain in-band when the maximum measured frequency error noted during the frequency stability tests is applied. Therefore the device is determined to remain operating in band over the temperature and voltage range as tested.

2 minutes after the EUT is energized

OPERATING BAND: UNII Band 1
OPERATING FREQUENCY: 5,210,000,000 Hz
CHANNEL: 42
REFERENCE VOLTAGE: 3.85 VDC

Voltage (%)	Power (VDC)	Temp. (℃)	Frequency (kHz)	Frequency Error (kHz)
100%	3.85	+20(Ref)	5210031.21	31.21
100%		-30	5210010.69	10.69
100%		-20	5210029.54	29.54
100%		-10	5210048.52	48.52
100%		0	5210008.75	8.75
100%		+10	5210093.46	93.46
100%		+30	5210096.75	96.75
100%		+40	5210081.71	81.71
100%		+50	5210027.90	27.90
End.Point	3.5	+20	5210077.78	77.78

Note:

Based on the results of the frequency stability test shown above the frequency deviation results measured are very small. As such it is determined that the channels at the band edge would remain in-band when the maximum measured frequency error noted during the frequency stability tests is applied. Therefore the device is determined to remain operating in band over the temperature and voltage range as tested.

OPERATING BAND: UNII Band 2A
OPERATING FREQUENCY: 5,290,000,000 Hz
CHANNEL: 58
REFERENCE VOLTAGE: 3.85 VDC

Voltage (%)	Power (VDC)	Temp. (℃)	Frequency (kHz)	Frequency Error (kHz)
100%	3.85	+20(Ref)	5290002.35	2.35
100%		-30	5290013.04	13.04
100%		-20	5290001.08	1.08
100%		-10	5290013.08	13.08
100%		0	5290039.62	39.62
100%		+10	5290022.26	22.26
100%		+30	5290083.09	83.09
100%		+40	5290026.77	26.77
100%		+50	5290049.86	49.86
End.Point	3.5	+20	5290077.77	77.77

Note:

Based on the results of the frequency stability test shown above the frequency deviation results measured are very small. As such it is determined that the channels at the band edge would remain in-band when the maximum measured frequency error noted during the frequency stability tests is applied. Therefore the device is determined to remain operating in band over the temperature and voltage range as tested.

OPERATING BAND: UNII Band 2C
OPERATING FREQUENCY: 5,530,000,000 Hz
CHANNEL: 106
REFERENCE VOLTAGE: 3.85 VDC

Voltage (%)	Power (VDC)	Temp. (℃)	Frequency (kHz)	Frequency Error (kHz)
100%	3.85	+20(Ref)	5530087.35	87.35
100%		-30	5530032.12	32.12
100%		-20	5530067.83	67.83
100%		-10	5530034.80	34.8
100%		0	5530042.98	42.98
100%		+10	5530002.73	2.73
100%		+30	5530050.46	50.46
100%		+40	5530075.83	75.83
100%		+50	5530020.48	20.48
End.Point	3.5	+20	5530073.45	73.45

Note:

Based on the results of the frequency stability test shown above the frequency deviation results measured are very small. As such it is determined that the channels at the band edge would remain in-band when the maximum measured frequency error noted during the frequency stability tests is applied. Therefore the device is determined to remain operating in band over the temperature and voltage range as tested.

OPERATING BAND: UNII Band 3
OPERATING FREQUENCY: 5,775,000,000 Hz
CHANNEL: 155
REFERENCE VOLTAGE: 3.85 VDC

Voltage (%)	Power (VDC)	Temp. (℃)	Frequency (kHz)	Frequency Error (kHz)
100%	3.85	+20(Ref)	5775002.52	2.52
100%		-30	5775099.68	99.68
100%		-20	5775002.07	2.07
100%		-10	5775007.15	7.15
100%		0	5775082.81	82.81
100%		+10	5775027.31	27.31
100%		+30	5775056.27	56.27
100%		+40	5775047.34	47.34
100%		+50	5775078.68	78.68
End.Point	3.5	+20	5775083.55	83.55

Note:

Based on the results of the frequency stability test shown above the frequency deviation results measured are very small. As such it is determined that the channels at the band edge would remain in-band when the maximum measured frequency error noted during the frequency stability tests is applied. Therefore the device is determined to remain operating in band over the temperature and voltage range as tested.

5 minutes after the EUT is energized

OPERATING BAND: UNII Band 1
OPERATING FREQUENCY: 5,210,000,000 Hz
CHANNEL: 42
REFERENCE VOLTAGE: 3.85 VDC

Voltage (%)	Power (VDC)	Temp. (℃)	Frequency (kHz)	Frequency Error (kHz)
100%	3.85	+20(Ref)	5210046.73	46.73
100%		-30	5210075.55	75.55
100%		-20	5210090.29	90.29
100%		-10	5210061.10	61.10
100%		0	5210081.58	81.58
100%		+10	5210042.88	42.88
100%		+30	5210025.27	25.27
100%		+40	5210099.37	99.37
100%		+50	5210007.87	7.87
End.Point	3.5	+20	5210096.18	96.18

Note:

Based on the results of the frequency stability test shown above the frequency deviation results measured are very small. As such it is determined that the channels at the band edge would remain in-band when the maximum measured frequency error noted during the frequency stability tests is applied. Therefore the device is determined to remain operating in band over the temperature and voltage range as tested.

OPERATING BAND: UNII Band 2A
OPERATING FREQUENCY: 5,290,000,000 Hz
CHANNEL: 58
REFERENCE VOLTAGE: 3.85 VDC

Voltage (%)	Power (VDC)	Temp. (℃)	Frequency (kHz)	Frequency Error (kHz)
100%	3.85	+20(Ref)	5290047.06	47.06
100%		-30	5290032.95	32.95
100%		-20	5290054.68	54.68
100%		-10	5290094.40	94.40
100%		0	5290008.94	8.94
100%		+10	5290032.39	32.39
100%		+30	5290028.28	28.28
100%		+40	5290021.14	21.14
100%		+50	5290017.16	17.16
End.Point	3.5	+20	5290003.86	3.86

Note:

Based on the results of the frequency stability test shown above the frequency deviation results measured are very small. As such it is determined that the channels at the band edge would remain in-band when the maximum measured frequency error noted during the frequency stability tests is applied. Therefore the device is determined to remain operating in band over the temperature and voltage range as tested.

OPERATING BAND: UNII Band 2C
OPERATING FREQUENCY: 5,530,000,000 Hz
CHANNEL: 106
REFERENCE VOLTAGE: 3.85 VDC

Voltage (%)	Power (VDC)	Temp. (℃)	Frequency (kHz)	Frequency Error (kHz)
100%	3.85	+20(Ref)	5530061.03	61.03
100%		-30	5530090.17	90.17
100%		-20	5530022.42	22.42
100%		-10	5530084.90	84.9
100%		0	5530045.33	45.33
100%		+10	5530032.96	32.96
100%		+30	5530091.45	91.45
100%		+40	5530019.92	19.92
100%		+50	5530081.75	81.75
End.Point	3.5	+20	5530088.23	88.23

Note:

Based on the results of the frequency stability test shown above the frequency deviation results measured are very small. As such it is determined that the channels at the band edge would remain in-band when the maximum measured frequency error noted during the frequency stability tests is applied. Therefore the device is determined to remain operating in band over the temperature and voltage range as tested.

OPERATING BAND: UNII Band 3
OPERATING FREQUENCY: 5,775,000,000 Hz
CHANNEL: 155
REFERENCE VOLTAGE: 3.85 VDC

Voltage (%)	Power (VDC)	Temp. (℃)	Frequency (kHz)	Frequency Error (kHz)
100%	3.85	+20(Ref)	5775025.61	25.61
100%		-30	5775029.92	29.92
100%		-20	5775057.64	57.64
100%		-10	5775066.86	66.86
100%		0	5775046.64	46.64
100%		+10	5775076.32	76.32
100%		+30	5775035.60	35.60
100%		+40	5775063.31	63.31
100%		+50	5775033.45	33.45
End.Point	3.5	+20	5775038.04	38.04

Note:

Based on the results of the frequency stability test shown above the frequency deviation results measured are very small. As such it is determined that the channels at the band edge would remain in-band when the maximum measured frequency error noted during the frequency stability tests is applied. Therefore the device is determined to remain operating in band over the temperature and voltage range as tested.

10 minutes after the EUT is energized

OPERATING BAND: UNII Band 1
OPERATING FREQUENCY: 5,210,000,000 Hz
CHANNEL: 42
REFERENCE VOLTAGE: 3.85 VDC

Voltage (%)	Power (VDC)	Temp. (℃)	Frequency (kHz)	Frequency Error (kHz)
100%	3.85	+20(Ref)	5210033.39	33.39
100%		-30	5210071.54	71.54
100%		-20	5210001.24	1.24
100%		-10	5210057.52	57.52
100%		0	5210096.59	96.59
100%		+10	5210083.64	83.64
100%		+30	5210066.52	66.52
100%		+40	5210035.77	35.77
100%		+50	5210096.38	96.38
End.Point	3.5	+20	5210029.75	29.75

Note:

Based on the results of the frequency stability test shown above the frequency deviation results measured are very small. As such it is determined that the channels at the band edge would remain in-band when the maximum measured frequency error noted during the frequency stability tests is applied. Therefore the device is determined to remain operating in band over the temperature and voltage range as tested.

OPERATING BAND: UNII Band 2A
OPERATING FREQUENCY: 5,290,000,000 Hz
CHANNEL: 58
REFERENCE VOLTAGE: 3.85 VDC

Voltage (%)	Power (VDC)	Temp. (℃)	Frequency (kHz)	Frequency Error (kHz)
100%	3.85	+20(Ref)	5290083.59	83.59
100%		-30	5290019.88	19.88
100%		-20	5290061.20	61.2
100%		-10	5290061.51	61.51
100%		0	5290048.25	48.25
100%		+10	5290032.60	32.6
100%		+30	5290088.57	88.57
100%		+40	5290038.98	38.98
100%		+50	5290029.56	29.56
End.Point	3.5	+20	5290053.92	53.92

Note:

Based on the results of the frequency stability test shown above the frequency deviation results measured are very small. As such it is determined that the channels at the band edge would remain in-band when the maximum measured frequency error noted during the frequency stability tests is applied. Therefore the device is determined to remain operating in band over the temperature and voltage range as tested.

OPERATING BAND: UNII Band 2C
OPERATING FREQUENCY: 5,530,000,000 Hz
CHANNEL: 106
REFERENCE VOLTAGE: 3.85 VDC

Voltage (%)	Power (VDC)	Temp. (℃)	Frequency (kHz)	Frequency Error (kHz)
100%	3.85	+20(Ref)	5530064.99	64.99
100%		-30	5530043.43	43.43
100%		-20	5530038.12	38.12
100%		-10	5530012.44	12.44
100%		0	5530025.85	25.85
100%		+10	5530047.96	47.96
100%		+30	5530080.80	80.80
100%		+40	5530066.55	66.55
100%		+50	5530030.73	30.73
End.Point	3.5	+20	5530091.49	91.49

Note:

Based on the results of the frequency stability test shown above the frequency deviation results measured are very small. As such it is determined that the channels at the band edge would remain in-band when the maximum measured frequency error noted during the frequency stability tests is applied. Therefore the device is determined to remain operating in band over the temperature and voltage range as tested.

OPERATING BAND: UNII Band 3
OPERATING FREQUENCY: 5,775,000,000 Hz
CHANNEL: 155
REFERENCE VOLTAGE: 3.85 VDC

Voltage (%)	Power (VDC)	Temp. (℃)	Frequency (kHz)	Frequency Error (kHz)
100%	3.85	+20(Ref)	5775073.45	73.45
100%		-30	5775092.04	92.04
100%		-20	5775092.44	92.44
100%		-10	5775010.72	10.72
100%		0	5775074.91	74.91
100%		+10	5775069.13	69.13
100%		+30	5775067.81	67.81
100%		+40	5775099.30	99.30
100%		+50	5775046.18	46.18
End.Point	3.5	+20	5775080.18	80.18

Note:

Based on the results of the frequency stability test shown above the frequency deviation results measured are very small. As such it is determined that the channels at the band edge would remain in-band when the maximum measured frequency error noted during the frequency stability tests is applied. Therefore the device is determined to remain operating in band over the temperature and voltage range as tested.

10.7 STRADDLE CHANNEL

10.7.1 26dB Bandwidth

Mode	Band	Frequency [MHz]	Channel	Measured Frequency [MHz]	26dB Bandwidth [MHz]
802.11a	UNII 2C	5720	144	5710.32	14.68
802.11n(HT20)				5710.00	15.00
802.11ac(VHT20)				5710.12	14.88
802.11a	UNII 3	5720	144	5729.88	4.88
802.11n(HT20)				5730.04	5.04
802.11ac(VHT20)				5730.00	5.00

Mode	Band	Frequency [MHz]	Channel	Measured Frequency [MHz]	26dB Bandwidth [MHz]
802.11n(HT40)	UNII 2C	5710	142	5690.08	34.92
802.11ac(VHT40)				5690.00	35.00
802.11n(HT40)	UNII 3	5710	142	5729.84	4.84
802.11ac(VHT40)				5730.00	5.00

Mode	Band	Frequency [MHz]	Channel	Measured Frequency [MHz]	26dB Bandwidth [MHz]
802.11ac(VHT80)	UNII 2C	5690	138	5650.04	74.96
	UNII 3	5690	138	5729.72	4.72

Note:

[UNII 2C] 26dB Bandwidth = 5725MHz - Measured Frequency[MHz]

[UNII 3C] 26dB Bandwidth = Measured Frequency[MHz] -5725MHz

▣ Test Plots (26dB Bandwidth)

802.11a UNII Band	802.11n(HT20) UNII Band

802.11ac(VHT20) UNII Band

▣ Test Plots (26dB Bandwidth)

802.11n(HT40) UNII Band	802.11ac(VHT40) UNII Band

802.11ac(VHT80) UNII Band

10.7.2 6dB Bandwidth

Mode	Band	Frequency [MHz]	Channel	Measured Frequency [MHz]	6dB Bandwidth [MHz]	Limit [MHz]
802.11a	UNII 3	5720	144	5727.56	2.56	> 0.5
802.11n(HT20)				5727.56	2.56	> 0.5
802.11ac(VHT20)				5727.52	2.52	> 0.5

Mode	Band	Frequency [MHz]	Channel	Measured Frequency [MHz]	6dB Bandwidth [MHz]	Limit [MHz]
802.11n(HT40)	UNII 3	5710	142	5727.52	2.52	> 0.5
802.11ac(VHT40)				5727.52	2.52	> 0.5

Mode	Band	Frequency [MHz]	Channel	Measured Frequency [MHz]	6dB Bandwidth [MHz]	Limit [MHz]
802.11ac(VHT80)	UNII 3	5690	138	5727.52	2.52	> 0.5

Note:

6dB Bandwidth = Measured Frequency[MHz] – 5725MHz

▣ Test Plots(UNII 3 Band 6dB Bandwidth)

802.11a CH.144

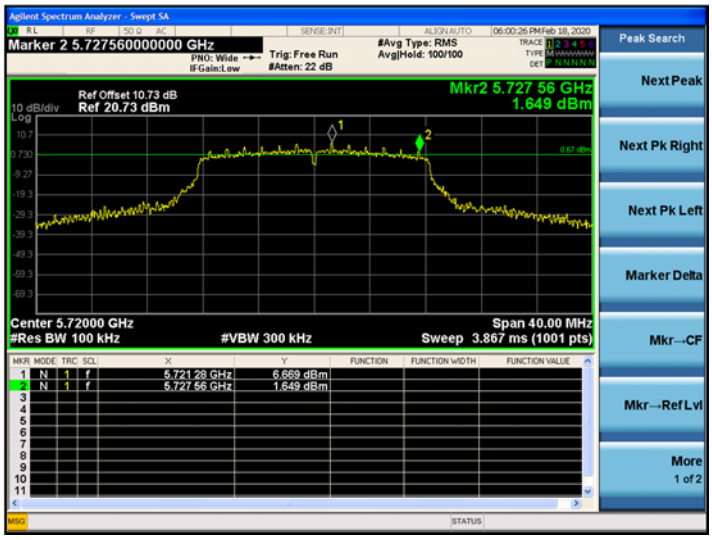

802.11n_HT20 CH.144

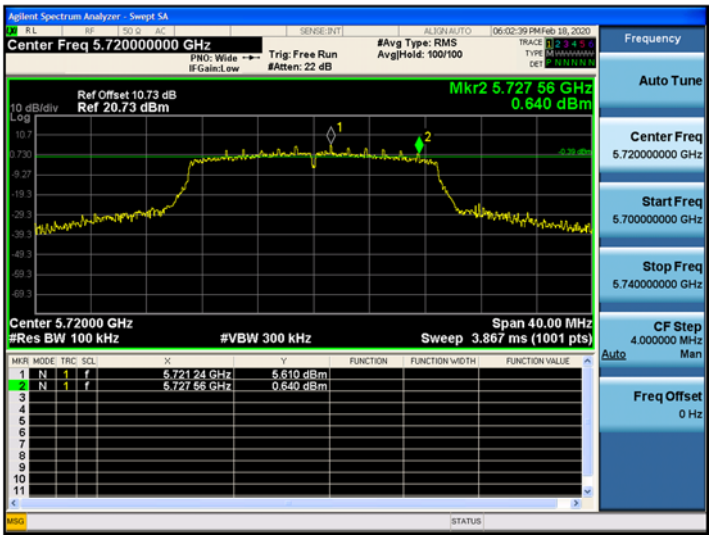

802.11ac_VHT20 CH.144

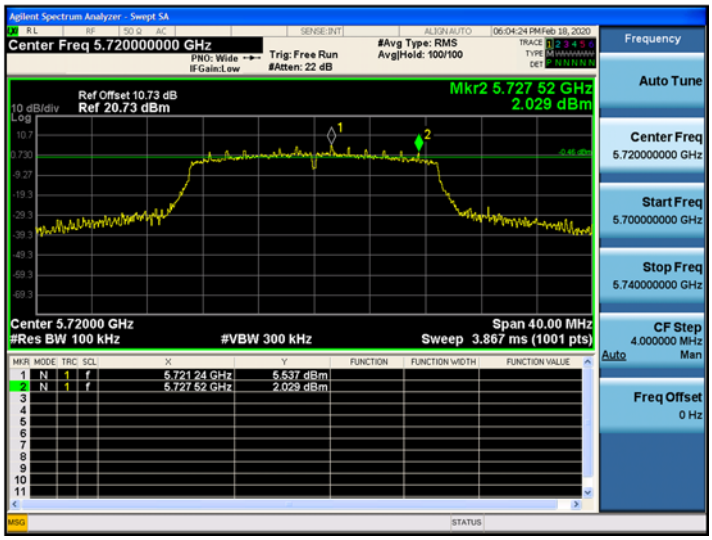

802.11n_HT40 CH.142	802.11ac_VHT40 CH.142
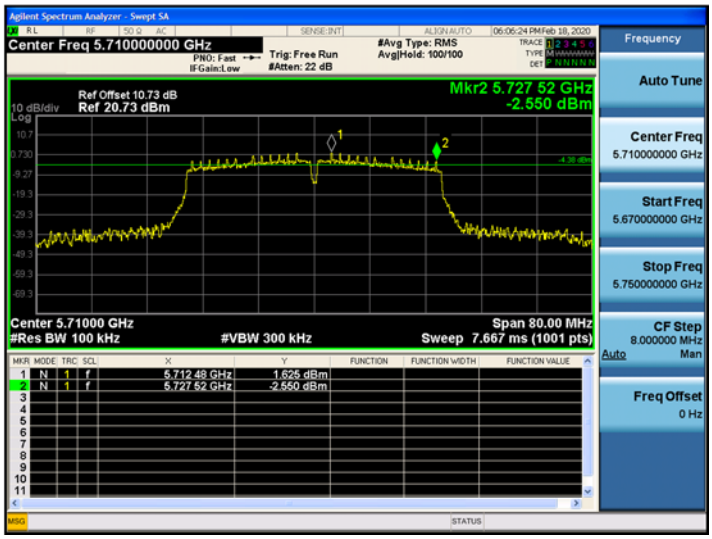	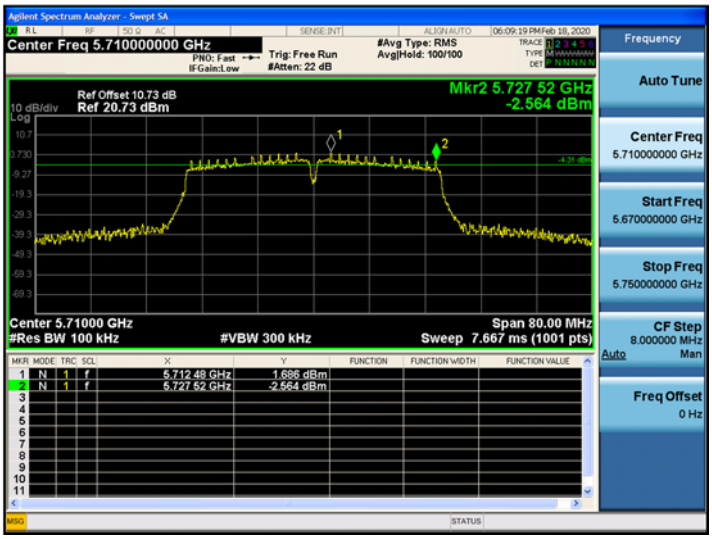

802.11ac_VHT80 CH.138
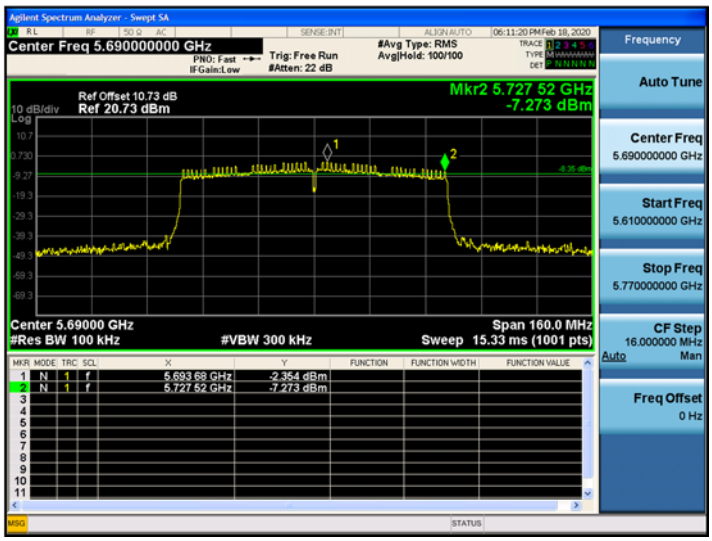

10.7.3 Output Power

Mode	Frequency [MHz]	Channel	Measured Power (dBm)	Duty Cycle Factor (dB)	Total Power (dBm)	Limit (dBm)
802.11a	5720 (UNII 2C Band)	144	15.65	0.138	15.79	22.67
802.11n(HT20)			14.44	0.148	14.59	22.76
802.11ac(VHT20)			14.42	0.146	14.57	22.73
802.11a	5720 (UNII 3 Band)	144	7.95	0.138	8.09	30.00
802.11n(HT20)			7.18	0.148	7.33	30.00
802.11ac(VHT20)			7.16	0.146	7.31	30.00

Mode	Frequency [MHz]	Channel	Measured Power (dBm)	Duty Cycle Factor (dB)	Total Power (dBm)	Limit (dBm)
802.11n(HT40)	5710 (UNII 2C Band)	142	13.55	0.523	14.07	23.98
802.11ac(VHT40)			13.97	0.532	14.50	23.98
802.11n(HT40)	5710 (UNII 3 Band)	142	0.95	0.523	1.47	30.00
802.11ac(VHT40)			1.34	0.532	1.87	30.00

Mode	Frequency [MHz]	Channel	Measured Power (dBm)	Duty Cycle Factor (dB)	Total Power (dBm)	Limit (dBm)
802.11ac(VHT80)	5690 (UNII 2C Band)	138	12.49	0.950	13.44	23.98
	5690 (UNII 3 Band)	138	3.62	0.950	4.57	30.00

▣ Test Plots_

802.11a UNII 2C Band	802.11a UNII 3 Band
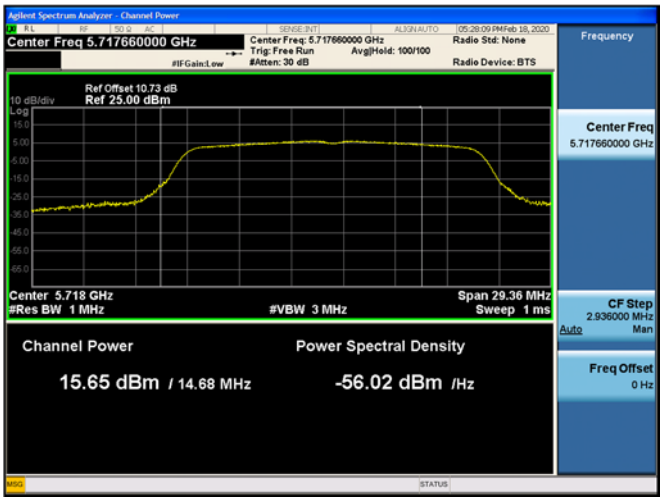	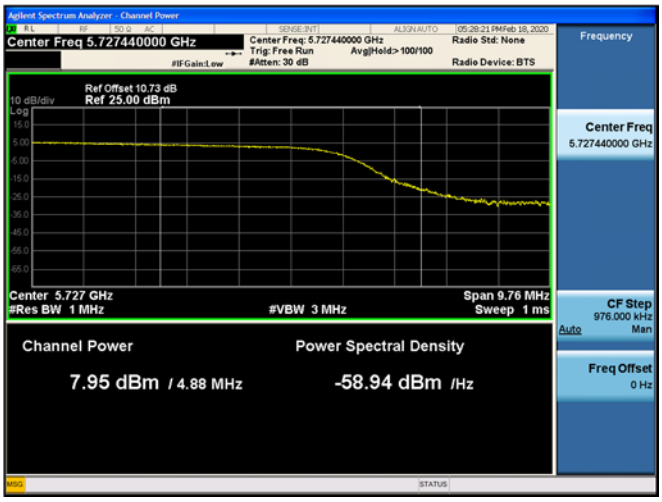
802.11n(HT20) UNII 2C Band	**802.11n(HT20) UNII 3 Band**
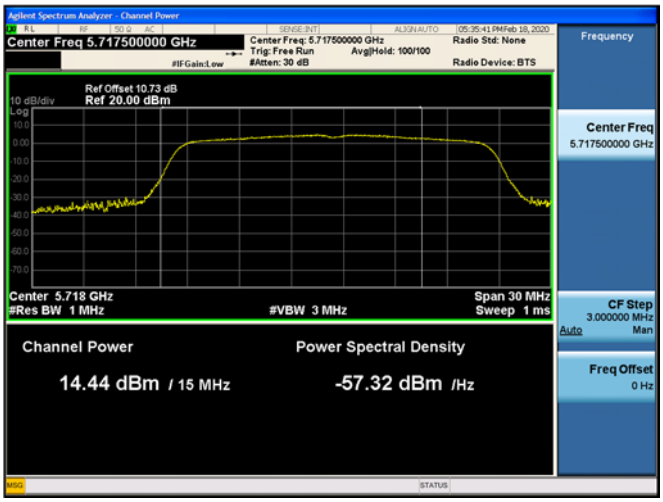	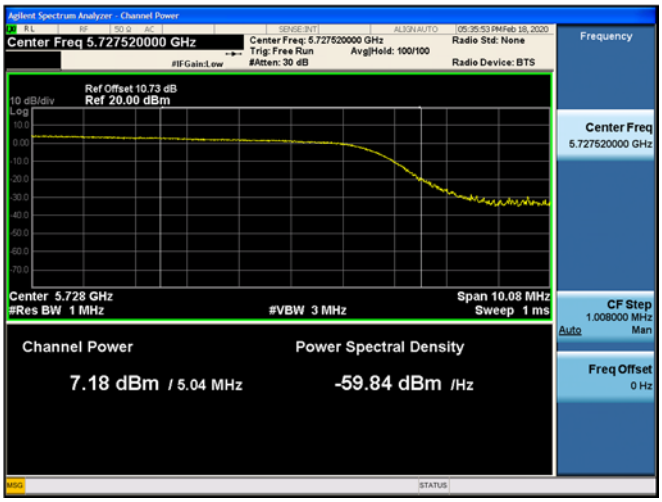
802.11ac(VHT20) UNII 2C Band	**802.11ac(VHT20) UNII 3 Band**
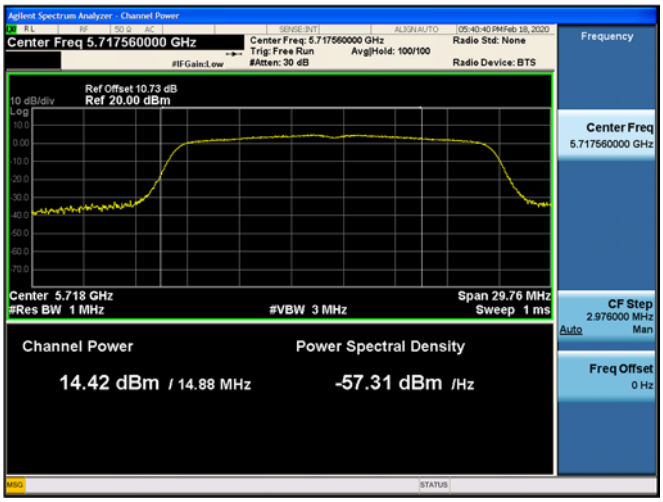	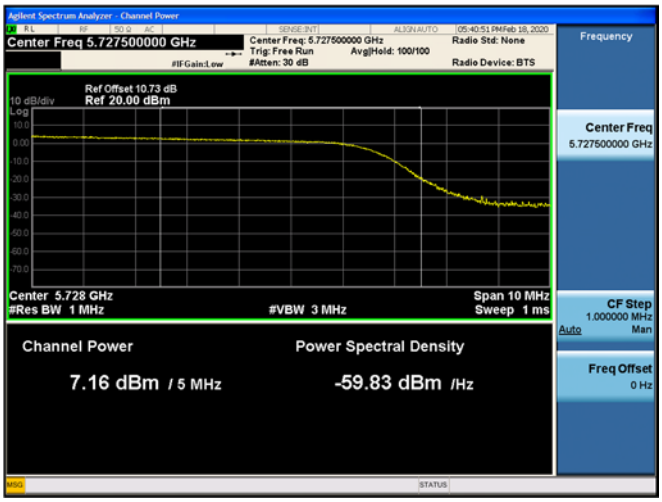

802.11n(HT40) UNII 2C Band	802.11n(HT40) UNII 3 Band
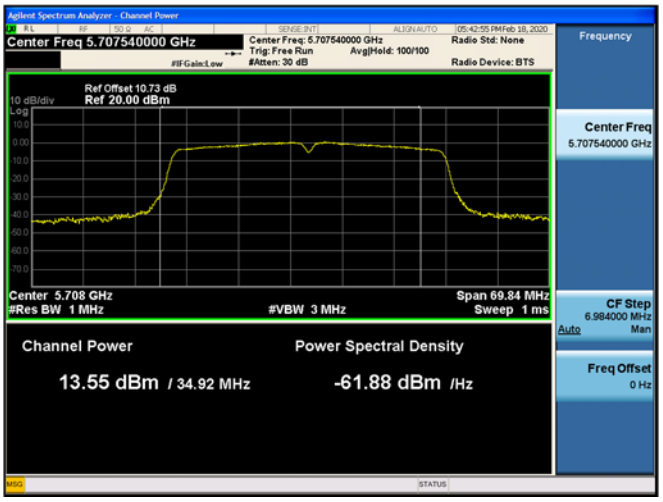	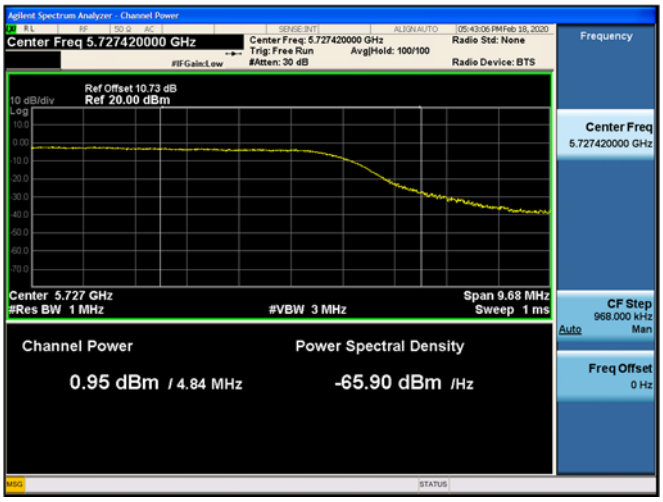
802.11ac(VHT40) UNII 2C Band	**802.11ac(VHT40) UNII 3 Band**
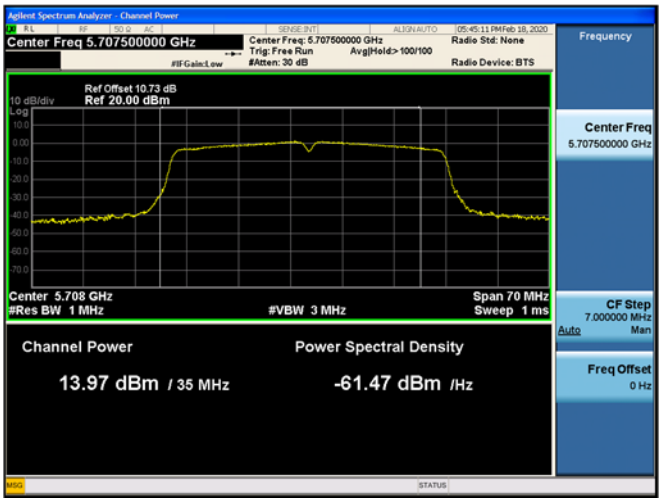	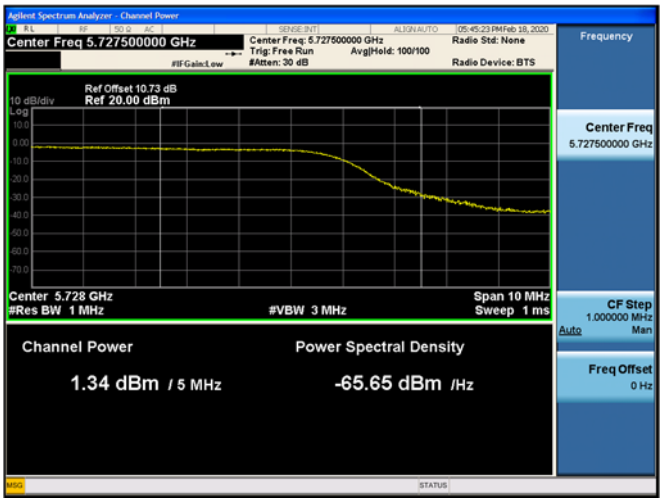
802.11ac(VHT80) UNII 2C Band	**802.11ac(VHT80) UNII 3 Band**
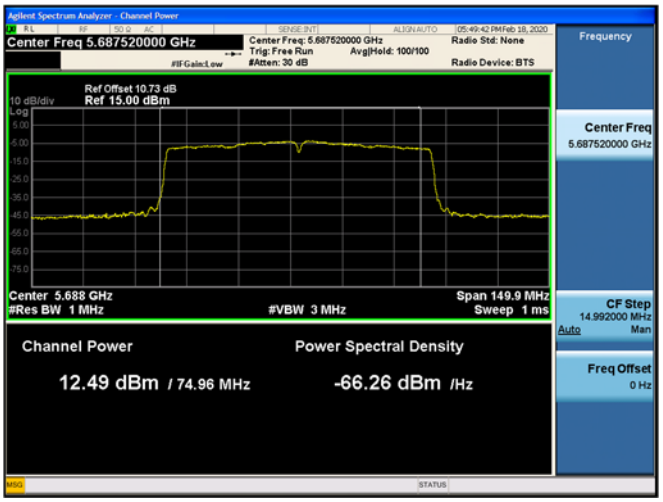	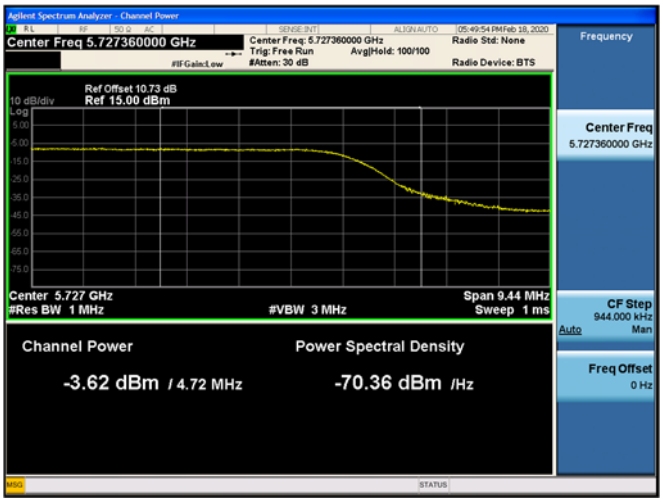

10.7.4 Power Spectral Density

Mode	Frequency [MHz]	Channel	Measured Density (dBm)	Duty Cycle Factor (dB)	Total PSD (dBm)	Limit (dBm)
802.11a	5720 (UNII 2C Band)	144	6.229	0.138	6.367	11.00
802.11n(HT20)			4.986	0.148	5.134	11.00
802.11ac(VHT20)			4.943	0.146	5.089	11.00
802.11a	5720 (UNII 3 Band)	144	1.459	0.138	1.597	30.00
802.11n(HT20)			0.421	0.148	0.569	30.00
802.11ac(VHT20)			0.070	0.146	0.216	30.00

Mode	Frequency [MHz]	Channel	Measured Density (dBm)	Duty Cycle Factor (dB)	Total PSD (dBm)	Limit (dBm)
802.11n(HT40)	5710 (UNII 2C Band)	142	0.492	0.523	1.015	11.00
802.11ac(VHT40)			1.071	0.532	1.603	11.00
802.11n(HT40)	5710 (UNII 3 Band)	142	-5.836	0.523	-5.313	30.00
802.11ac(VHT40)			-5.654	0.532	-5.122	30.00

Mode	Frequency [MHz]	Channel	Measured Density (dBm)	Duty Cycle Factor (dB)	Total PSD (dBm)	Limit (dBm)
802.11ac(VHT80)	5690 (UNII 2C Band)	138	-3.658	0.950	-2.708	11.00
	5690 (UNII 3 Band)	138	-10.650	0.950	-9.700	30.00

▣ Test Plots

802.11a UNII 2C Band	802.11a UNII 3 Band
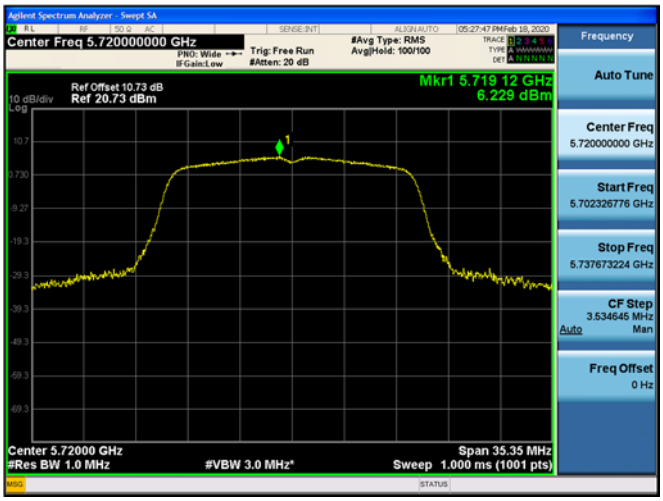	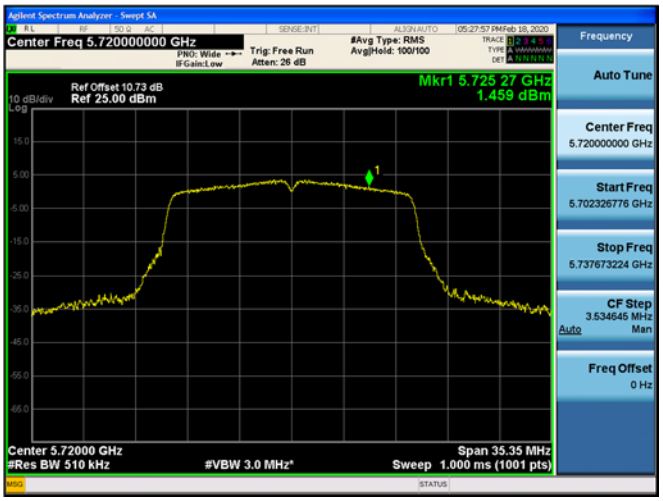
802.11n(HT20) UNII 2C Band	**802.11n(HT20) UNII 3 Band**
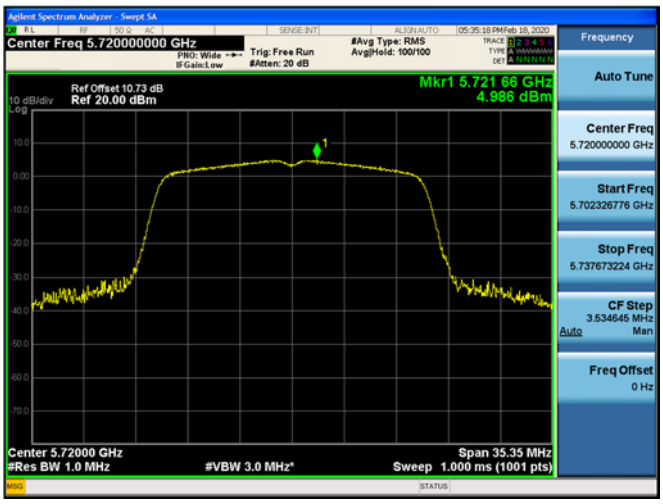	
802.11ac(VHT20) UNII 2C Band	**802.11ac(VHT20) UNII 3 Band**
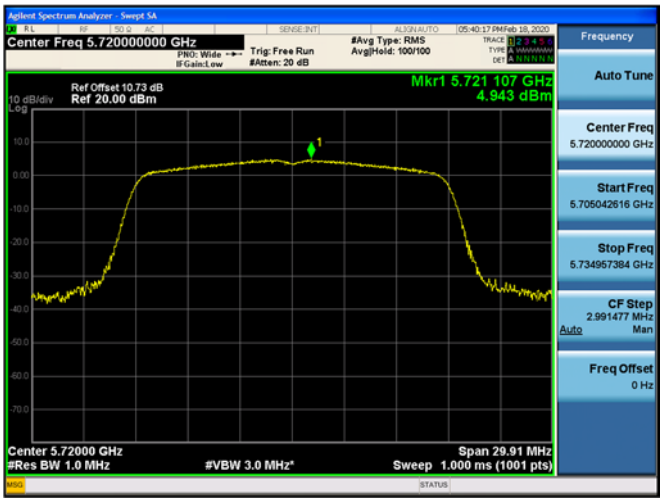	

802.11n(HT40) UNII 2C Band	802.11n(HT40) UNII 3 Band
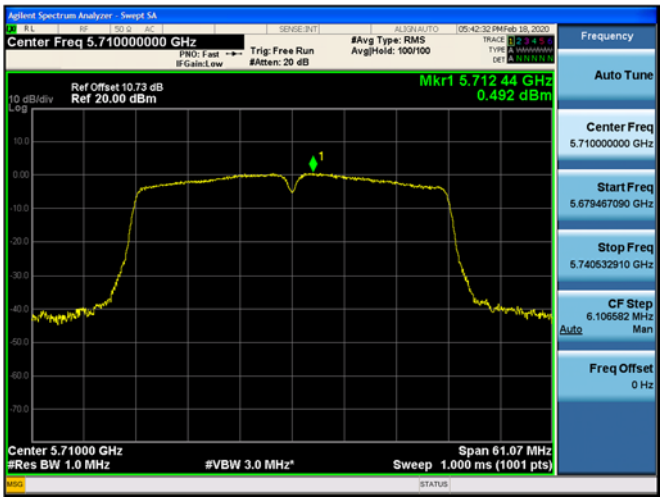	
802.11ac(VHT40) UNII 2C Band	**802.11ac(VHT40) UNII 3 Band**
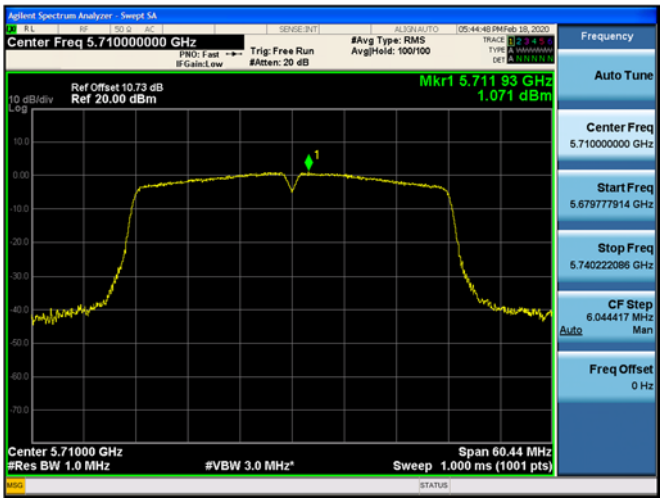	
802.11ac(VHT80) UNII 2C Band	**802.11ac(VHT80) UNII 3 Band**
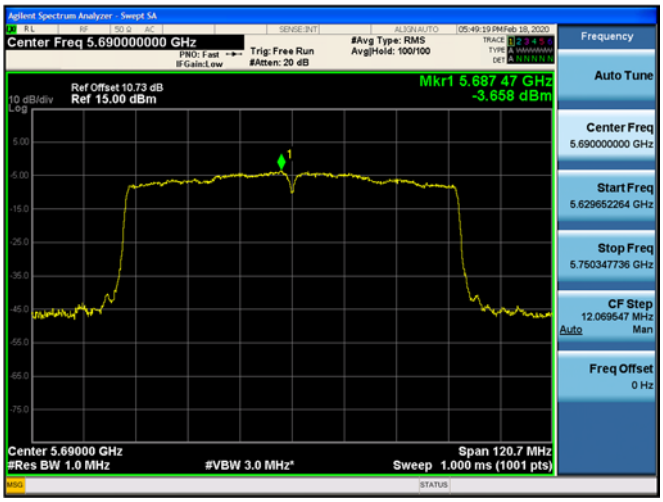	

10.8 RADIATED SPURIOUS EMISSIONS

Frequency Range : 9 kHz – 30MHz

Frequency	Reading	Ant. factor	Cable loss	Ant. POL	Total	Limit	Margin
MHz	dBuV/m	dBm/m	dBm	(H/V)	dBuV/m	dBuV/m	dB
No Critical peaks found							

Note:

1. The reading of emissions are attenuated more than 20 dB below the permissible limits or the field strength is too small to be measured.
2. Distance extrapolation factor = 40log (specific distance / test distance) (dB)
3. Limit line = specific Limits (dBuV) + Distance extrapolation factor

Frequency Range : Below 1 GHz

Frequency	Reading	Ant. factor	Cable loss	Ant. POL	Total	Limit	Margin
MHz	dBuV/m	dBm/m	dBm	(H/V)	dBuV/m	dBuV/m	dB
No Critical peaks found							

Note:

1. Radiated emissions measured in frequency range from 30 MHz to 1000 MHz were made with an instrument using Quasi peak detector mode

Frequency Range : Above 1 GHz

Band :	UNII 1
Operation Mode:	802.11 a
Transfer Rate:	6 Mbps
Operating Frequency	5180 MHz
Channel No.	36 Ch

Frequency [MHz]	Reading [dBuV]	A.F.+C.L. -A.G+D.F. [dB]	ANT. POL [H/V]	Total [dBuV/m]	Limit [dBuV/m]	Margin [dB]	Measurement Type
10360	54.22	-3.29	V	50.93	68.20	17.27	PK
15540	52.48	-3.24	V	49.24	73.98	24.74	PK
15540	39.23	-3.24	V	35.99	53.98	17.99	AV
10360	54.75	-3.29	H	51.46	68.20	16.74	PK
15540	52.60	-3.24	H	49.36	73.98	24.62	PK
15540	39.49	-3.24	H	36.25	53.98	17.73	AV

Band :	UNII 1
Operation Mode:	802.11 a
Transfer Rate:	6 Mbps
Operating Frequency	5200 MHz
Channel No.	40 Ch

Frequency [MHz]	Reading [dBuV]	A.F.+C.L. -A.G+D.F. [dB]	ANT. POL [H/V]	Total [dBuV/m]	Limit [dBuV/m]	Margin [dB]	Measurement Type
10400	55.52	-2.43	V	53.09	68.20	15.11	PK
15600	52.11	-2.90	V	49.21	73.98	24.77	PK
15600	39.42	-2.90	V	36.52	53.98	17.46	AV
10400	55.64	-2.43	H	53.21	68.20	14.99	PK
15600	52.87	-2.90	H	49.97	73.98	24.01	PK
15600	39.62	-2.90	H	36.72	53.98	17.26	AV

Band :	UNII 1
Operation Mode:	802.11 a
Transfer Rate:	6 Mbps
Operating Frequency	5240 MHz
Channel No.	48 Ch

Frequency [MHz]	Reading [dBuV]	A.F.+C.L. -A.G+D.F. [dB]	ANT. POL [H/V]	Total [dBuV/m]	Limit [dBuV/m]	Margin [dB]	Measurement Type
10480	54.29	-2.37	V	51.92	68.20	16.28	PK
15720	52.64	-3.03	V	49.61	73.98	24.37	PK
15720	39.45	-3.03	V	36.42	53.98	17.56	AV
10480	55.01	-2.37	H	52.64	68.20	15.56	PK
15720	52.71	-3.03	H	49.68	73.98	24.30	PK
15720	39.56	-3.03	H	36.53	53.98	17.45	AV

Band :	UNII 2A
Operation Mode:	802.11 a
Transfer Rate:	6 Mbps
Operating Frequency	5260 MHz
Channel No.	52 Ch

Frequency [MHz]	Reading [dBuV]	A.F.+C.L. -A.G+D.F. [dB]	ANT. POL [H/V]	Total [dBuV/m]	Limit [dBuV/m]	Margin [dB]	Measurement Type
10520	54.29	-2.40	V	51.89	68.20	16.31	PK
15780	51.85	-2.92	V	48.93	73.98	25.05	PK
15780	38.99	-2.92	V	36.07	53.98	17.91	AV
10520	54.91	-2.40	H	52.51	68.20	15.69	PK
15780	52.20	-2.92	H	49.28	73.98	24.70	PK
15780	39.15	-2.92	H	36.23	53.98	17.75	AV

Band :	UNII 2A
Operation Mode:	802.11 a
Transfer Rate:	6 Mbps
Operating Frequency	5300 MHz
Channel No.	60 Ch

Frequency [MHz]	Reading [dBuV]	A.F.+C.L. -A.G+D.F. [dB]	ANT. POL [H/V]	Total [dBuV/m]	Limit [dBuV/m]	Margin [dB]	Measurement Type
10600	55.06	-2.20	V	52.86	73.98	21.12	PK
10600	41.57	-2.20	V	39.37	53.98	14.61	AV
15900	51.55	-2.90	V	48.65	73.98	25.33	PK
15900	38.42	-2.90	V	35.52	53.98	18.46	AV
10600	55.28	-2.20	H	53.08	73.98	20.90	PK
10600	42.04	-2.20	H	39.84	53.98	14.14	AV
15900	51.72	-2.90	H	48.82	73.98	25.16	PK
15900	38.65	-2.90	H	35.75	53.98	18.23	AV

Band :	UNII 2A
Operation Mode:	802.11 a
Transfer Rate:	6 Mbps
Operating Frequency	5320 MHz
Channel No.	64 Ch

Frequency [MHz]	Reading [dBuV]	A.F.+C.L. -A.G+D.F. [dB]	ANT. POL [H/V]	Total [dBuV/m]	Limit [dBuV/m]	Margin [dB]	Measurement Type
10640	54.12	-2.52	V	51.60	73.98	22.38	PK
10640	41.13	-2.52	V	38.61	53.98	15.37	AV
15960	52.85	-3.40	V	49.45	73.98	24.53	PK
15960	39.42	-3.40	V	36.02	53.98	17.96	AV
10640	55.12	-2.52	H	52.60	73.98	21.38	PK
10640	41.39	-2.52	H	38.87	53.98	15.11	AV
15960	53.01	-3.40	H	49.61	73.98	24.37	PK
15960	39.76	-3.40	H	36.36	53.98	17.62	AV

Band :	UNII 2C
Operation Mode:	802.11 a
Transfer Rate:	6 Mbps
Operating Frequency	5500 MHz
Channel No.	100 Ch

Frequency [MHz]	Reading [dBuV]	A.F.+C.L. -A.G+D.F. [dB]	ANT. POL [H/V]	Total [dBuV/m]	Limit [dBuV/m]	Margin [dB]	Measurement Type
11000	56.47	-1.76	V	54.71	73.98	19.27	PK
11000	42.62	-1.76	V	40.86	53.98	13.12	AV
16500	51.98	-1.31	V	50.67	68.20	17.53	PK
11000	57.23	-1.76	H	55.47	73.98	18.51	PK
11000	42.71	-1.76	H	40.95	53.98	13.03	AV
16500	51.99	-1.31	H	50.68	68.20	17.52	PK

Band :	UNII 2C
Operation Mode:	802.11 a
Transfer Rate:	6 Mbps
Operating Frequency	5600 MHz
Channel No.	120 Ch

Frequency [MHz]	Reading [dBuV]	A.F.+C.L. -A.G+D.F. [dB]	ANT. POL [H/V]	Total [dBuV/m]	Limit [dBuV/m]	Margin [dB]	Measurement Type
11200	59.04	-2.21	V	56.83	73.98	17.15	PK
11200	45.34	-2.21	V	43.13	53.98	10.85	AV
16800	51.62	0.69	V	52.31	68.20	15.89	PK
11200	60.54	-2.21	H	58.33	73.98	15.65	PK
11200	46.04	-2.21	H	43.83	53.98	10.15	AV
16800	51.79	0.69	H	52.48	68.20	15.72	PK

Band :	UNII 2C
Operation Mode:	802.11 a
Transfer Rate:	6 Mbps
Operating Frequency	5720 MHz
Channel No.	144 Ch

Frequency [MHz]	Reading [dBuV]	A.F.+C.L. -A.G+D.F. [dB]	ANT. POL [H/V]	Total [dBuV/m]	Limit [dBuV/m]	Margin [dB]	Measurement Type
11440	60.05	-2.12	V	57.93	73.98	16.05	PK
11440	45.72	-2.12	V	43.60	53.98	10.38	AV
17160	52.03	1.29	V	53.32	68.20	14.88	PK
11440	59.37	-2.12	H	57.25	73.98	16.73	PK
11440	45.06	-2.12	H	42.94	53.98	11.04	AV
17160	52.12	1.29	H	53.41	68.20	14.79	PK

Band :	UNII 3
Operation Mode:	802.11 a
Transfer Rate:	6 Mbps
Operating Frequency	5745MHz
Channel No.	149 Ch

Frequency [MHz]	Reading [dBuV]	A.F.+C.L. -A.G+D.F. [dB]	ANT. POL [H/V]	Total [dBuV/m]	Limit [dBuV/m]	Margin [dB]	Measurement Type
11490	57.75	-2.83	V	54.92	73.98	19.06	PK
11490	43.84	-2.83	V	41.01	53.98	12.97	AV
17235	52.55	1.75	V	54.30	68.20	13.91	PK
11490	57.18	-2.83	H	54.35	73.98	19.63	PK
11490	43.01	-2.83	H	40.18	53.98	13.80	AV
17235	52.42	1.75	H	54.17	68.20	14.04	PK

Band :	UNII 3
Operation Mode:	802.11 a
Transfer Rate:	6 Mbps
Operating Frequency	5785 MHz
Channel No.	157 Ch

Frequency [MHz]	Reading [dBuV]	A.F.+C.L. -A.G+D.F. [dB]	ANT. POL [H/V]	Total [dBuV/m]	Limit [dBuV/m]	Margin [dB]	Measurement Type
11570	57.39	-2.62	V	54.77	73.98	19.21	PK
11570	43.11	-2.62	V	40.49	53.98	13.49	AV
17355	52.21	2.90	V	55.11	68.20	13.10	PK
11570	57.42	-2.62	H	54.80	73.98	19.18	PK
11570	42.96	-2.62	H	40.34	53.98	13.64	AV
17355	52.11	2.90	H	55.01	68.20	13.20	PK

Band :	UNII 3
Operation Mode:	802.11 a
Transfer Rate:	6 Mbps
Operating Frequency	5825 MHz
Channel No.	165 Ch

Frequency [MHz]	Reading [dBuV]	A.F.+C.L. -A.G+D.F. [dB]	ANT. POL [H/V]	Total [dBuV/m]	Limit [dBuV/m]	Margin [dB]	Measurement Type
11650	56.51	-2.26	V	54.25	73.98	19.73	PK
11650	42.82	-2.26	V	40.56	53.98	13.42	AV
17475	52.45	4.60	V	57.05	68.20	11.15	PK
11650	56.59	-2.26	H	54.33	73.98	19.65	PK
11650	43.23	-2.26	H	40.97	53.98	13.01	AV
17475	52.32	4.60	H	56.92	68.20	11.28	PK

Band :	UNII 1
Operation Mode:	802.11 n(HT20)
Transfer MCS Index:	MCS0
Operating Frequency	5180 MHz
Channel No.	36 Ch

Frequency [MHz]	Reading [dBuV]	A.F.+C.L. -A.G+D.F. [dB]	ANT. POL [H/V]	Total [dBuV/m]	Limit [dBuV/m]	Margin [dB]	Measurement Type
10360	54.44	-3.29	V	51.15	68.20	17.05	PK
15540	52.52	-3.24	V	49.28	73.98	24.70	PK
15540	39.11	-3.24	V	35.87	53.98	18.11	AV
10360	54.55	-3.29	H	51.26	68.20	16.94	PK
15540	52.70	-3.24	H	49.46	73.98	24.52	PK
15540	39.25	-3.24	H	36.01	53.98	17.97	AV

Band :	UNII 1
Operation Mode:	802.11 n(HT20)
Transfer MCS Index:	MCS0
Operating Frequency	5200 MHz
Channel No.	40 Ch

Frequency [MHz]	Reading [dBuV]	A.F.+C.L. -A.G+D.F. [dB]	ANT. POL [H/V]	Total [dBuV/m]	Limit [dBuV/m]	Margin [dB]	Measurement Type
10400	54.92	-2.43	V	52.49	68.20	15.71	PK
15600	52.11	-2.90	V	49.21	73.98	24.77	PK
15600	39.22	-2.90	V	36.32	53.98	17.66	AV
10400	54.70	-2.43	H	52.27	68.20	15.93	PK
15600	52.29	-2.90	H	49.39	73.98	24.59	PK
15600	39.39	-2.90	H	36.49	53.98	17.49	AV

Band :	UNII 1
Operation Mode:	802.11 n(HT20)
Transfer MCS Index:	MCS0
Operating Frequency	5240 MHz
Channel No.	48 Ch

Frequency [MHz]	Reading [dBuV]	A.F.+C.L. -A.G+D.F. [dB]	ANT. POL [H/V]	Total [dBuV/m]	Limit [dBuV/m]	Margin [dB]	Measurement Type
10480	54.10	-2.37	V	51.73	68.20	16.47	PK
15720	52.11	-3.03	V	49.08	73.98	24.90	PK
15720	38.82	-3.03	V	35.79	53.98	18.19	AV
10480	54.91	-2.37	H	52.54	68.20	15.66	PK
15720	52.50	-3.03	H	49.47	73.98	24.51	PK
15720	39.15	-3.03	H	36.12	53.98	17.86	AV

Band :	UNII 2A
Operation Mode:	802.11 n(HT20)
Transfer MCS Index:	MCS0
Operating Frequency	5260 MHz
Channel No.	52 Ch

Frequency [MHz]	Reading [dBuV]	A.F.+C.L. -A.G+D.F. [dB]	ANT. POL [H/V]	Total [dBuV/m]	Limit [dBuV/m]	Margin [dB]	Measurement Type
10520	53.86	-2.40	V	51.46	68.20	16.74	PK
15780	51.98	-2.92	V	49.06	73.98	24.92	PK
15780	38.52	-2.92	V	35.60	53.98	18.38	AV
10520	54.12	-2.40	H	51.72	68.20	16.48	PK
15780	52.22	-2.92	H	49.30	73.98	24.68	PK
15780	38.96	-2.92	H	36.04	53.98	17.94	AV

Band : UNII 2A
Operation Mode: 802.11 n(HT20)
Transfer MCS Index: MCS0
Operating Frequency 5300 MHz
Channel No. 60 Ch

Frequency [MHz]	Reading [dBuV]	A.F.+C.L. -A.G+D.F. [dB]	ANT. POL [H/V]	Total [dBuV/m]	Limit [dBuV/m]	Margin [dB]	Measurement Type
10600	54.89	-2.20	V	52.69	73.98	21.29	PK
10600	41.32	-2.20	V	39.12	53.98	14.86	AV
15900	51.32	-2.90	V	48.42	73.98	25.56	PK
15900	38.11	-2.90	V	35.21	53.98	18.77	AV
10600	54.51	-2.20	H	52.31	73.98	21.67	PK
10600	41.51	-2.20	H	39.31	53.98	14.67	AV
15900	51.84	-2.90	H	48.94	73.98	25.04	PK
15900	38.32	-2.90	H	35.42	53.98	18.56	AV

Band : UNII 2A
Operation Mode: 802.11 n(HT20)
Transfer MCS Index: MCS0
Operating Frequency 5320 MHz
Channel No. 64 Ch

Frequency [MHz]	Reading [dBuV]	A.F.+C.L. -A.G+D.F. [dB]	ANT. POL [H/V]	Total [dBuV/m]	Limit [dBuV/m]	Margin [dB]	Measurement Type
10640	54.02	-2.52	V	51.50	73.98	22.48	PK
10640	40.77	-2.52	V	38.25	53.98	15.73	AV
15960	52.13	-3.40	V	48.73	73.98	25.25	PK
15960	39.51	-3.40	V	36.11	53.98	17.87	AV
10640	54.15	-2.52	H	51.63	73.98	22.35	PK
10640	40.94	-2.52	H	38.42	53.98	15.56	AV
15960	52.50	-3.40	H	49.10	73.98	24.88	PK
15960	39.70	-3.40	H	36.30	53.98	17.68	AV

Band :	UNII 2C
Operation Mode:	802.11 n(HT20)
Transfer MCS Index:	MCS0
Operating Frequency	5500 MHz
Channel No.	100 Ch

Frequency [MHz]	Reading [dBuV]	A.F.+C.L. -A.G+D.F. [dB]	ANT. POL [H/V]	Total [dBuV/m]	Limit [dBuV/m]	Margin [dB]	Measurement Type
11000	55.45	-1.76	V	53.69	73.98	20.29	PK
11000	41.41	-1.76	V	39.65	53.98	14.33	AV
16500	51.62	-1.31	V	50.31	68.20	17.89	PK
11000	56.87	-1.76	H	55.11	73.98	18.87	PK
11000	42.58	-1.76	H	40.82	53.98	13.16	AV
16500	51.82	-1.31	H	50.51	68.20	17.69	PK

Band :	UNII 2C
Operation Mode:	802.11 n(HT20)
Transfer MCS Index:	MCS0
Operating Frequency	5600 MHz
Channel No.	120 Ch

Frequency [MHz]	Reading [dBuV]	A.F.+C.L. -A.G+D.F. [dB]	ANT. POL [H/V]	Total [dBuV/m]	Limit [dBuV/m]	Margin [dB]	Measurement Type
11200	57.42	-2.21	V	55.21	73.98	18.77	PK
11200	44.09	-2.21	V	41.88	53.98	12.10	AV
16800	51.03	0.69	V	51.72	68.20	16.48	PK
11200	58.40	-2.21	H	56.19	73.98	17.79	PK
11200	44.43	-2.21	H	42.22	53.98	11.76	AV
16800	51.22	0.69	H	51.91	68.20	16.29	PK

Band :	UNII 2C
Operation Mode:	802.11 n(HT20)
Transfer MCS Index:	MCS0
Operating Frequency	5720 MHz
Channel No.	144 Ch

Frequency [MHz]	Reading [dBuV]	A.F.+C.L. -A.G+D.F. [dB]	ANT. POL [H/V]	Total [dBuV/m]	Limit [dBuV/m]	Margin [dB]	Measurement Type
11440	58.43	-2.12	V	56.31	73.98	17.67	PK
11440	43.91	-2.12	V	41.79	53.98	12.19	AV
17160	52.11	1.29	V	53.40	68.20	14.80	PK
11440	57.98	-2.12	H	55.86	73.98	18.12	PK
11440	43.76	-2.12	H	41.64	53.98	12.34	AV
17160	52.22	1.29	H	53.51	68.20	14.69	PK

Band :	UNII 3
Operation Mode:	802.11 n(HT20)
Transfer MCS Index:	MCS0
Operating Frequency	5745MHz
Channel No.	149 Ch

Frequency [MHz]	Reading [dBuV]	A.F.+C.L. -A.G+D.F. [dB]	ANT. POL [H/V]	Total [dBuV/m]	Limit [dBuV/m]	Margin [dB]	Measurement Type
11490	57.34	-2.83	V	54.51	73.98	19.47	PK
11490	43.58	-2.83	V	40.75	53.98	13.23	AV
17235	52.22	1.75	V	53.97	68.20	14.24	PK
11490	56.91	-2.83	H	54.08	73.98	19.90	PK
11490	42.98	-2.83	H	40.15	53.98	13.83	AV
17235	52.37	1.75	H	54.12	68.20	14.09	PK

Band :	UNII 3
Operation Mode:	802.11 n(HT20)
Transfer MCS Index:	MCS0
Operating Frequency	5785 MHz
Channel No.	157 Ch

Frequency [MHz]	Reading [dBuV]	A.F.+C.L. -A.G+D.F. [dB]	ANT. POL [H/V]	Total [dBuV/m]	Limit [dBuV/m]	Margin [dB]	Measurement Type
11570	56.48	-2.62	V	53.86	73.98	20.12	PK
11570	42.61	-2.62	V	39.99	53.98	13.99	AV
17355	51.98	2.90	V	54.88	68.20	13.33	PK
11570	56.49	-2.62	H	53.87	73.98	20.11	PK
11570	42.83	-2.62	H	40.21	53.98	13.77	AV
17355	52.02	2.90	H	54.92	68.20	13.29	PK

Band :	UNII 3
Operation Mode:	802.11 n(HT20)
Transfer MCS Index:	MCS0
Operating Frequency	5825 MHz
Channel No.	165 Ch

Frequency [MHz]	Reading [dBuV]	A.F.+C.L. -A.G+D.F. [dB]	ANT. POL [H/V]	Total [dBuV/m]	Limit [dBuV/m]	Margin [dB]	Measurement Type
11650	56.22	-2.26	V	53.96	73.98	20.02	PK
11650	42.41	-2.26	V	40.15	53.98	13.83	AV
17475	51.91	4.60	V	56.51	68.20	11.69	PK
11650	56.93	-2.26	H	54.67	73.98	19.31	PK
11650	42.80	-2.26	H	40.54	53.98	13.44	AV
17475	52.52	4.60	H	57.12	68.20	11.08	PK

Band :	UNII 1
Operation Mode:	802.11 ac(VHT20)
Transfer MCS Index:	MCS0
Operating Frequency	5180 MHz
Channel No.	36 Ch

Frequency [MHz]	Reading [dBuV]	A.F.+C.L. -A.G+D.F. [dB]	ANT. POL [H/V]	Total [dBuV/m]	Limit [dBuV/m]	Margin [dB]	Measurement Type
10360	54.50	-3.29	V	51.21	68.20	16.99	PK
15540	52.14	-3.24	V	48.90	73.98	25.08	PK
15540	39.12	-3.24	V	35.88	53.98	18.10	AV
10360	54.44	-3.29	H	51.15	68.20	17.05	PK
15540	52.48	-3.24	H	49.24	73.98	24.74	PK
15540	39.46	-3.24	H	36.22	53.98	17.76	AV

Band :	UNII 1
Operation Mode:	802.11 ac(VHT20)
Transfer MCS Index:	MCS0
Operating Frequency	5200 MHz
Channel No.	40 Ch

Frequency [MHz]	Reading [dBuV]	A.F.+C.L. -A.G+D.F. [dB]	ANT. POL [H/V]	Total [dBuV/m]	Limit [dBuV/m]	Margin [dB]	Measurement Type
10400	54.21	-2.43	V	51.78	68.20	16.42	PK
15600	52.11	-2.90	V	49.21	73.98	24.77	PK
15600	39.12	-2.90	V	36.22	53.98	17.76	AV
10400	54.38	-2.43	H	51.95	68.20	16.25	PK
15600	52.25	-2.90	H	49.35	73.98	24.63	PK
15600	39.34	-2.90	H	36.44	53.98	17.54	AV

Band :	UNII 1
Operation Mode:	802.11 ac(VHT20)
Transfer MCS Index:	MCS0
Operating Frequency	5240 MHz
Channel No.	48 Ch

Frequency [MHz]	Reading [dBuV]	A.F.+C.L. -A.G+D.F. [dB]	ANT. POL [H/V]	Total [dBuV/m]	Limit [dBuV/m]	Margin [dB]	Measurement Type
10480	54.34	-2.37	V	51.97	68.20	16.23	PK
15720	52.08	-3.03	V	49.05	73.98	24.93	PK
15720	39.11	-3.03	V	36.08	53.98	17.90	AV
10480	54.25	-2.37	H	51.88	68.20	16.32	PK
15720	52.18	-3.03	H	49.15	73.98	24.83	PK
15720	39.27	-3.03	H	36.24	53.98	17.74	AV

Band :	UNII 2A
Operation Mode:	802.11 ac(VHT20)
Transfer MCS Index:	MCS0
Operating Frequency	5260MHz
Channel No.	52 Ch

Frequency [MHz]	Reading [dBuV]	A.F.+C.L. -A.G+D.F. [dB]	ANT. POL [H/V]	Total [dBuV/m]	Limit [dBuV/m]	Margin [dB]	Measurement Type
10520	53.70	-2.40	V	51.30	68.20	16.90	PK
15780	52.12	-2.92	V	49.20	73.98	24.78	PK
15780	38.88	-2.92	V	35.96	53.98	18.02	AV
10520	54.27	-2.40	H	51.87	68.20	16.33	PK
15780	52.43	-2.92	H	49.51	73.98	24.47	PK
15780	39.05	-2.92	H	36.13	53.98	17.85	AV

Band :	UNII 2A
Operation Mode:	802.11 ac(VHT20)
Transfer MCS Index:	MCS0
Operating Frequency	5300 MHz
Channel No.	60 Ch

Frequency [MHz]	Reading [dBuV]	A.F.+C.L. -A.G+D.F. [dB]	ANT. POL [H/V]	Total [dBuV/m]	Limit [dBuV/m]	Margin [dB]	Measurement Type
10600	54.61	-2.20	V	52.41	73.98	21.57	PK
10600	41.43	-2.20	V	39.23	53.98	14.75	AV
15900	51.98	-2.90	V	49.08	73.98	24.90	PK
15900	38.85	-2.90	V	35.95	53.98	18.03	AV
10600	54.21	-2.20	H	52.01	73.98	21.97	PK
10600	41.48	-2.20	H	39.28	53.98	14.70	AV
15900	52.12	-2.90	H	49.22	73.98	24.76	PK
15900	39.07	-2.90	H	36.17	53.98	17.81	AV

Band :	UNII 2A
Operation Mode:	802.11 ac(VHT20)
Transfer MCS Index:	MCS0
Operating Frequency	5320 MHz
Channel No.	64 Ch

Frequency [MHz]	Reading [dBuV]	A.F.+C.L. -A.G+D.F. [dB]	ANT. POL [H/V]	Total [dBuV/m]	Limit [dBuV/m]	Margin [dB]	Measurement Type
10640	54.11	-2.52	V	51.59	73.98	22.39	PK
10640	40.56	-2.52	V	38.04	53.98	15.94	AV
15960	52.52	-3.40	V	49.12	73.98	24.86	PK
15960	39.42	-3.40	V	36.02	53.98	17.96	AV
10640	54.32	-2.52	H	51.80	73.98	22.18	PK
10640	40.88	-2.52	H	38.36	53.98	15.62	AV
15960	52.77	-3.40	H	49.37	73.98	24.61	PK
15960	39.57	-3.40	H	36.17	53.98	17.81	AV

Band :	UNII 2C
Operation Mode:	802.11 ac(VHT20)
Transfer MCS Index:	MCS0
Operating Frequency	5500 MHz
Channel No.	100 Ch

Frequency [MHz]	Reading [dBuV]	A.F.+C.L. -A.G+D.F. [dB]	ANT. POL [H/V]	Total [dBuV/m]	Limit [dBuV/m]	Margin [dB]	Measurement Type
11000	55.57	-1.76	V	53.81	73.98	20.17	PK
11000	42.41	-1.76	V	40.65	53.98	13.33	AV
16500	51.48	-1.31	V	50.17	68.20	18.03	PK
11000	57.10	-1.76	H	55.34	73.98	18.64	PK
11000	42.61	-1.76	H	40.85	53.98	13.13	AV
16500	51.68	-1.31	H	50.37	68.20	17.83	PK

Band :	UNII 2C
Operation Mode:	802.11 ac(VHT20)
Transfer MCS Index:	MCS0
Operating Frequency	5600 MHz
Channel No.	120 Ch

Frequency [MHz]	Reading [dBuV]	A.F.+C.L. -A.G+D.F. [dB]	ANT. POL [H/V]	Total [dBuV/m]	Limit [dBuV/m]	Margin [dB]	Measurement Type
11200	57.45	-2.21	V	55.24	73.98	18.74	PK
11200	43.20	-2.21	V	40.99	53.98	12.99	AV
16800	51.11	0.69	V	51.80	68.20	16.40	PK
11200	58.20	-2.21	H	55.99	73.98	17.99	PK
11200	44.23	-2.21	H	42.02	53.98	11.96	AV
16800	51.32	0.69	H	52.01	68.20	16.19	PK

Band :	UNII 2C
Operation Mode:	802.11 ac(VHT20)
Transfer MCS Index:	MCS0
Operating Frequency	5720 MHz
Channel No.	144 Ch

Frequency [MHz]	Reading [dBuV]	A.F.+C.L. -A.G+D.F. [dB]	ANT. POL [H/V]	Total [dBuV/m]	Limit [dBuV/m]	Margin [dB]	Measurement Type
11440	58.15	-2.12	V	56.03	73.98	17.95	PK
11440	44.26	-2.12	V	42.14	53.98	11.84	AV
17160	51.32	1.29	V	52.61	68.20	15.59	PK
11440	57.82	-2.12	H	55.70	73.98	18.28	PK
11440	43.64	-2.12	H	41.52	53.98	12.46	AV
17160	51.48	1.29	H	52.77	68.20	15.43	PK

Band :	UNII 3
Operation Mode:	802.11 ac(VHT20)
Transfer MCS Index:	MCS0
Operating Frequency	5745MHz
Channel No.	149 Ch

Frequency [MHz]	Reading [dBuV]	A.F.+C.L. -A.G+D.F. [dB]	ANT. POL [H/V]	Total [dBuV/m]	Limit [dBuV/m]	Margin [dB]	Measurement Type
11490	58.76	-2.83	V	55.93	73.98	18.05	PK
11490	43.95	-2.83	V	41.12	53.98	12.86	AV
17235	51.55	1.75	V	53.30	68.20	14.91	PK
11490	56.74	-2.83	H	53.91	73.98	20.07	PK
11490	43.04	-2.83	H	40.21	53.98	13.77	AV
17235	51.77	1.75	H	53.52	68.20	14.69	PK

Band :	UNII 3
Operation Mode:	802.11 ac(VHT20)
Transfer MCS Index:	MCS0
Operating Frequency	5785 MHz
Channel No.	157 Ch

Frequency [MHz]	Reading [dBuV]	A.F.+C.L. -A.G+D.F. [dB]	ANT. POL [H/V]	Total [dBuV/m]	Limit [dBuV/m]	Margin [dB]	Measurement Type
11570	56.40	-2.62	V	53.78	73.98	20.20	PK
11570	42.68	-2.62	V	40.06	53.98	13.92	AV
17355	52.11	2.90	V	55.01	68.20	13.20	PK
11570	57.34	-2.62	H	54.72	73.98	19.26	PK
11570	42.77	-2.62	H	40.15	53.98	13.83	AV
17355	52.26	2.90	H	55.16	68.20	13.05	PK

Band :	UNII 3
Operation Mode:	802.11 ac(VHT20)
Transfer MCS Index:	MCS0
Operating Frequency	5825 MHz
Channel No.	165 Ch

Frequency [MHz]	Reading [dBuV]	A.F.+C.L. -A.G+D.F. [dB]	ANT. POL [H/V]	Total [dBuV/m]	Limit [dBuV/m]	Margin [dB]	Measurement Type
11650	55.97	-2.26	V	53.71	73.98	20.27	PK
11650	42.29	-2.26	V	40.03	53.98	13.95	AV
17475	52.18	4.60	V	56.78	68.20	11.42	PK
11650	56.20	-2.26	H	53.94	73.98	20.04	PK
11650	42.64	-2.26	H	40.38	53.98	13.60	AV
17475	52.42	4.60	H	57.02	68.20	11.18	PK

Band :	UNII 1
Operation Mode:	802.11 n(HT40)
Transfer MCS Index:	MCS0
Operating Frequency	5190 MHz
Channel No.	38 Ch

Frequency [MHz]	Reading [dBuV]	A.F.+C.L. -A.G+D.F. [dB]	ANT. POL [H/V]	Total [dBuV/m]	Limit [dBuV/m]	Margin [dB]	Measurement Type
10380	53.78	-3.13	V	50.65	68.20	17.55	PK
15570	52.01	-2.26	V	49.75	73.98	24.23	PK
15570	39.46	-2.26	V	37.20	53.98	16.78	AV
10380	54.61	-3.13	H	51.48	68.20	16.72	PK
15570	52.63	-2.26	H	50.37	73.98	23.61	PK
15570	39.71	-2.26	H	37.45	53.98	16.53	AV

Band :	UNII 1
Operation Mode:	802.11 n(HT40)
Transfer MCS Index:	MCS0
Operating Frequency	5230 MHz
Channel No.	46 Ch

Frequency [MHz]	Reading [dBuV]	A.F.+C.L. -A.G+D.F. [dB]	ANT. POL [H/V]	Total [dBuV/m]	Limit [dBuV/m]	Margin [dB]	Measurement Type
10460	53.17	-3.08	V	50.09	68.20	18.11	PK
15690	52.32	-3.24	V	49.08	73.98	24.90	PK
15690	39.53	-3.24	V	36.29	53.98	17.69	AV
10460	53.56	-3.08	H	50.48	68.20	17.72	PK
15690	52.46	-3.24	H	49.22	73.98	24.76	PK
15690	39.63	-3.24	H	36.39	53.98	17.59	AV

Band : UNII 2A
Operation Mode: 802.11 n(HT40)
Transfer MCS Index: MCS0
Operating Frequency 5270 MHz
Channel No. 54 Ch

Frequency [MHz]	Reading [dBuV]	A.F.+C.L. -A.G+D.F. [dB]	ANT. POL [H/V]	Total [dBuV/m]	Limit [dBuV/m]	Margin [dB]	Measurement Type
10540	53.21	-2.71	V	50.50	68.20	17.70	PK
15810	51.92	-2.77	V	49.15	73.98	24.83	PK
15810	38.98	-2.77	V	36.21	53.98	17.77	AV
10540	53.41	-2.71	H	50.70	68.20	17.50	PK
15810	52.17	-2.77	H	49.40	73.98	24.58	PK
15810	39.19	-2.77	H	36.42	53.98	17.56	AV

Band : UNII 2A
Operation Mode: 802.11 n(HT40)
Transfer MCS Index: MCS0
Operating Frequency 5310 MHz
Channel No. 62 Ch

Frequency [MHz]	Reading [dBuV]	A.F.+C.L. -A.G+D.F. [dB]	ANT. POL [H/V]	Total [dBuV/m]	Limit [dBuV/m]	Margin [dB]	Measurement Type
10620	53.62	-2.37	V	51.25	73.98	22.73	PK
10620	41.14	-2.37	V	38.77	53.98	15.21	AV
15930	52.45	-2.43	V	50.02	73.98	23.96	PK
15930	39.82	-2.43	V	37.39	53.98	16.59	AV
10620	53.50	-2.37	H	51.13	73.98	22.85	PK
10620	41.21	-2.37	H	38.84	53.98	15.14	AV
15930	52.60	-2.43	H	50.17	73.98	23.81	PK
15930	39.92	-2.43	H	37.49	53.98	16.49	AV

Band :	UNII 2C
Operation Mode:	802.11 n(HT40)
Transfer MCS Index:	MCS0
Operating Frequency	5510 MHz
Channel No.	102 Ch

Frequency [MHz]	Reading [dBuV]	A.F.+C.L. -A.G+D.F. [dB]	ANT. POL [H/V]	Total [dBuV/m]	Limit [dBuV/m]	Margin [dB]	Measurement Type
11020	53.38	-1.31	V	52.07	73.98	21.91	PK
11020	40.99	-1.31	V	39.68	53.98	14.30	AV
16530	52.22	-0.96	V	51.26	68.20	16.94	PK
11020	55.18	-1.31	H	53.87	73.98	20.11	PK
11020	42.38	-1.31	H	41.07	53.98	12.91	AV
16530	52.32	-0.96	H	51.36	68.20	16.84	PK

Band :	UNII 2C
Operation Mode:	802.11 n(HT40)
Transfer MCS Index:	MCS0
Operating Frequency	5590 MHz
Channel No.	118 Ch

Frequency [MHz]	Reading [dBuV]	A.F.+C.L. -A.G+D.F. [dB]	ANT. POL [H/V]	Total [dBuV/m]	Limit [dBuV/m]	Margin [dB]	Measurement Type
11180	55.37	-1.32	V	54.05	73.98	19.93	PK
11180	42.34	-1.32	V	41.02	53.98	12.96	AV
16770	50.98	-0.47	V	50.51	68.20	17.69	PK
11180	55.78	-1.32	H	54.46	73.98	19.52	PK
11180	42.50	-1.32	H	41.18	53.98	12.80	AV
16770	51.43	-0.47	H	50.96	68.20	17.24	PK

Band :	UNII 2C
Operation Mode:	802.11 n(HT40)
Transfer MCS Index:	MCS0
Operating Frequency	5710 MHz
Channel No.	142 Ch

Frequency [MHz]	Reading [dBuV]	A.F.+C.L. -A.G+D.F. [dB]	ANT. POL [H/V]	Total [dBuV/m]	Limit [dBuV/m]	Margin [dB]	Measurement Type
11420	55.62	-2.33	V	53.29	73.98	20.69	PK
11420	42.72	-2.33	V	40.39	53.98	13.59	AV
17130	51.94	2.04	V	53.98	68.20	14.22	PK
11420	55.48	-2.33	H	53.15	73.98	20.83	PK
11420	42.51	-2.33	H	40.18	53.98	13.80	AV
17130	52.13	2.04	H	54.17	68.20	14.03	PK

Band :	UNII 3
Operation Mode:	802.11 n(HT40)
Transfer MCS Index:	MCS0
Operating Frequency	5755 MHz
Channel No.	151 Ch

Frequency [MHz]	Reading [dBuV]	A.F.+C.L. -A.G+D.F. [dB]	ANT. POL [H/V]	Total [dBuV/m]	Limit [dBuV/m]	Margin [dB]	Measurement Type
11510	54.46	-2.25	V	52.21	73.98	21.77	PK
11510	41.83	-2.25	V	39.58	53.98	14.40	AV
17265	51.55	2.85	V	54.40	68.20	13.81	PK
11510	54.37	-2.25	H	52.12	73.98	21.86	PK
11510	41.65	-2.25	H	39.40	53.98	14.58	AV
17265	51.83	2.85	H	54.68	68.20	13.53	PK

Band :	UNII 3
Operation Mode:	802.11 n(HT40)
Transfer MCS Index:	MCS0
Operating Frequency	5795 MHz
Channel No.	159 Ch

Frequency [MHz]	Reading [dBuV]	A.F.+C.L. -A.G+D.F. [dB]	ANT. POL [H/V]	Total [dBuV/m]	Limit [dBuV/m]	Margin [dB]	Measurement Type
11590	53.49	-2.25	V	51.24	73.98	22.74	PK
11590	41.77	-2.25	V	39.52	53.98	14.46	AV
17385	51.44	3.54	V	54.98	68.20	13.22	PK
11590	53.95	-2.25	H	51.70	73.98	22.28	PK
11590	41.56	-2.25	H	39.31	53.98	14.67	AV
17385	51.56	3.54	H	55.10	68.20	13.10	PK

Band :	UNII 1
Operation Mode:	802.11 ac(VHT40)
Transfer MCS Index:	MCS0
Operating Frequency	5190 MHz
Channel No.	38 Ch

Frequency [MHz]	Reading [dBuV]	A.F.+C.L. -A.G+D.F. [dB]	ANT. POL [H/V]	Total [dBuV/m]	Limit [dBuV/m]	Margin [dB]	Measurement Type
10380	53.42	-3.13	V	50.29	68.20	17.91	PK
15570	51.98	-2.26	V	49.72	73.98	24.26	PK
15570	39.23	-2.26	V	36.97	53.98	17.01	AV
10380	53.95	-3.13	H	50.82	68.20	17.38	PK
15570	52.37	-2.26	H	50.11	73.98	23.87	PK
15570	39.51	-2.26	H	37.25	53.98	16.73	AV

Band :	UNII 1
Operation Mode:	802.11 ac(VHT40)
Transfer MCS Index:	MCS0
Operating Frequency	5230 MHz
Channel No.	46 Ch

Frequency [MHz]	Reading [dBuV]	A.F.+C.L. -A.G+D.F. [dB]	ANT. POL [H/V]	Total [dBuV/m]	Limit [dBuV/m]	Margin [dB]	Measurement Type
10460	53.42	-3.08	V	50.34	68.20	17.86	PK
15690	52.13	-3.24	V	48.89	73.98	25.09	PK
15690	39.55	-3.24	V	36.31	53.98	17.67	AV
10460	53.52	-3.08	H	50.44	68.20	17.76	PK
15690	52.31	-3.24	H	49.07	73.98	24.91	PK
15690	39.63	-3.24	H	36.39	53.98	17.59	AV

Band :	UNII 2A
Operation Mode:	802.11 ac(VHT40)
Transfer MCS Index:	MCS0
Operating Frequency	5270 MHz
Channel No.	54 Ch

Frequency [MHz]	Reading [dBuV]	A.F.+C.L. -A.G+D.F. [dB]	ANT. POL [H/V]	Total [dBuV/m]	Limit [dBuV/m]	Margin [dB]	Measurement Type
10540	53.03	-2.71	V	50.32	68.20	17.88	PK
15810	51.89	-2.77	V	49.12	73.98	24.86	PK
15810	38.85	-2.77	V	36.08	53.98	17.90	AV
10540	53.34	-2.71	H	50.63	68.20	17.57	PK
15810	52.11	-2.77	H	49.34	73.98	24.64	PK
15810	39.09	-2.77	H	36.32	53.98	17.66	AV

Band :	UNII 2A
Operation Mode:	802.11 ac(VHT40)
Transfer MCS Index:	MCS0
Operating Frequency	5310 MHz
Channel No.	62 Ch

Frequency [MHz]	Reading [dBuV]	A.F.+C.L. -A.G+D.F. [dB]	ANT. POL [H/V]	Total [dBuV/m]	Limit [dBuV/m]	Margin [dB]	Measurement Type
10620	54.56	-2.37	V	52.19	73.98	21.79	PK
10620	40.95	-2.37	V	38.58	53.98	15.40	AV
15930	52.51	-2.43	V	50.08	73.98	23.90	PK
15930	39.52	-2.43	V	37.09	53.98	16.89	AV
10620	53.64	-2.37	H	51.27	73.98	22.71	PK
10620	41.16	-2.37	H	38.79	53.98	15.19	AV
15930	52.79	-2.43	H	50.36	73.98	23.62	PK
15930	39.72	-2.43	H	37.29	53.98	16.69	AV

Band :	UNII 2C
Operation Mode:	802.11 ac(VHT40)
Transfer MCS Index:	MCS0
Operating Frequency	5510 MHz
Channel No.	102 Ch

Frequency [MHz]	Reading [dBuV]	A.F.+C.L. -A.G+D.F. [dB]	ANT. POL [H/V]	Total [dBuV/m]	Limit [dBuV/m]	Margin [dB]	Measurement Type
11020	53.49	-1.31	V	52.18	73.98	21.80	PK
11020	40.86	-1.31	V	39.55	53.98	14.43	AV
16530	52.62	-0.96	V	51.66	68.20	16.54	PK
11020	53.60	-1.31	H	52.29	73.98	21.69	PK
11020	40.96	-1.31	H	39.65	53.98	14.33	AV
16530	52.85	-0.96	H	51.89	68.20	16.31	PK

Band :	UNII 2C
Operation Mode:	802.11 ac(VHT40)
Transfer MCS Index:	MCS0
Operating Frequency	5590 MHz
Channel No.	118 Ch

Frequency [MHz]	Reading [dBuV]	A.F.+C.L. -A.G+D.F. [dB]	ANT. POL [H/V]	Total [dBuV/m]	Limit [dBuV/m]	Margin [dB]	Measurement Type
11180	55.03	-1.32	V	53.71	73.98	20.27	PK
11180	42.31	-1.32	V	40.99	53.98	12.99	AV
16770	50.86	-0.47	V	50.39	68.20	17.81	PK
11180	55.31	-1.32	H	53.99	73.98	19.99	PK
11180	42.42	-1.32	H	41.10	53.98	12.88	AV
16770	51.35	-0.47	H	50.88	68.20	17.32	PK

Band :	UNII 2C
Operation Mode:	802.11 ac(VHT40)
Transfer MCS Index:	MCS0
Operating Frequency	5710 MHz
Channel No.	142 Ch

Frequency [MHz]	Reading [dBuV]	A.F.+C.L. -A.G+D.F. [dB]	ANT. POL [H/V]	Total [dBuV/m]	Limit [dBuV/m]	Margin [dB]	Measurement Type
11420	55.42	-2.33	V	53.09	73.98	20.89	PK
11420	42.62	-2.33	V	40.29	53.98	13.69	AV
17130	51.98	2.04	V	54.02	68.20	14.18	PK
11420	54.65	-2.33	H	52.32	73.98	21.66	PK
11420	42.39	-2.33	H	40.06	53.98	13.92	AV
17130	52.16	2.04	H	54.20	68.20	14.00	PK

Band :	UNII 3
Operation Mode:	802.11 ac(VHT40)
Transfer MCS Index:	MCS0
Operating Frequency	5755 MHz
Channel No.	151 Ch

Frequency [MHz]	Reading [dBuV]	A.F.+C.L.-A.G+D.F. [dB]	ANT. POL [H/V]	Total [dBuV/m]	Limit [dBuV/m]	Margin [dB]	Measurement Type
11510	54.44	-2.25	V	52.19	73.98	21.79	PK
11510	41.72	-2.25	V	39.47	53.98	14.51	AV
17265	51.32	2.85	V	54.17	68.20	14.04	PK
11510	54.01	-2.25	H	51.76	73.98	22.22	PK
11510	41.59	-2.25	H	39.34	53.98	14.64	AV
17265	51.59	2.85	H	54.44	68.20	13.77	PK

Band :	UNII 3
Operation Mode:	802.11 ac(VHT40)
Transfer MCS Index:	MCS0
Operating Frequency	5795 MHz
Channel No.	159 Ch

Frequency [MHz]	Reading [dBuV]	A.F.+C.L. -A.G+D.F. [dB]	ANT. POL [H/V]	Total [dBuV/m]	Limit [dBuV/m]	Margin [dB]	Measurement Type
11590	53.22	-2.25	V	50.97	73.98	23.01	PK
11590	41.62	-2.25	V	39.37	53.98	14.61	AV
17385	51.39	3.54	V	54.93	68.20	13.27	PK
11590	53.75	-2.25	H	51.50	73.98	22.48	PK
11590	41.44	-2.25	H	39.19	53.98	14.79	AV
17385	51.45	3.54	H	54.99	68.20	13.21	PK

Band :	UNII 1
Operation Mode:	802.11 ac(VHT80)
Transfer MCS Index:	MCS0
Operating Frequency	5210 MHz
Channel No.	42 Ch

Frequency [MHz]	Reading [dBuV]	A.F.+C.L. -A.G+D.F. [dB]	ANT. POL [H/V]	Total [dBuV/m]	Limit [dBuV/m]	Margin [dB]	Measurement Type
10420	53.96	-2.34	V	51.62	68.20	16.58	PK
15630	52.55	-3.11	V	49.44	73.98	24.54	PK
15630	40.71	-3.11	V	37.60	53.98	16.38	AV
10420	53.61	-2.34	H	51.27	68.20	16.93	PK
15630	52.62	-3.11	H	49.51	73.98	24.47	PK
15630	40.81	-3.11	H	37.70	53.98	16.28	AV

Band :	UNII 2A
Operation Mode:	802.11 ac(VHT80)
Transfer MCS Index:	MCS0
Operating Frequency	5290 MHz
Channel No.	58 Ch

Frequency [MHz]	Reading [dBuV]	A.F.+C.L. -A.G+D.F. [dB]	ANT. POL [H/V]	Total [dBuV/m]	Limit [dBuV/m]	Margin [dB]	Measurement Type
10580	53.87	-2.26	V	51.61	68.20	16.59	PK
15870	52.02	-2.52	V	49.50	73.98	24.48	PK
15870	40.12	-2.52	V	37.60	53.98	16.38	AV
10580	53.41	-2.26	H	51.15	68.20	17.05	PK
15870	52.12	-2.52	H	49.60	73.98	24.38	PK
15870	40.24	-2.52	H	37.72	53.98	16.26	AV

Band :	UNII 2C
Operation Mode:	802.11 ac(VHT80)
Transfer MCS Index:	MCS0
Operating Frequency	5530 MHz
Channel No.	106 Ch

Frequency [MHz]	Reading [dBuV]	A.F.+C.L. -A.G+D.F. [dB]	ANT. POL [H/V]	Total [dBuV/m]	Limit [dBuV/m]	Margin [dB]	Measurement Type
11060	53.15	-1.57	V	51.58	73.98	22.40	PK
11060	41.61	-1.57	V	40.04	53.98	13.94	AV
16590	51.63	-1.06	V	50.57	68.20	17.63	PK
11060	53.38	-1.57	H	51.81	73.98	22.17	PK
11060	41.77	-1.57	H	40.20	53.98	13.78	AV
16590	51.77	-1.06	H	50.71	68.20	17.49	PK

Band :	UNII 2C
Operation Mode:	802.11 ac(VHT80)
Transfer MCS Index:	MCS0
Operating Frequency	5610 MHz
Channel No.	122 Ch

Frequency [MHz]	Reading [dBuV]	A.F.+C.L. -A.G+D.F. [dB]	ANT. POL [H/V]	Total [dBuV/m]	Limit [dBuV/m]	Margin [dB]	Measurement Type
11220	53.43	-2.60	V	50.83	73.98	23.15	PK
11220	41.23	-2.60	V	38.63	53.98	15.35	AV
16830	51.11	0.35	V	51.46	68.20	16.74	PK
11220	53.23	-2.60	H	50.63	73.98	23.35	PK
11220	41.43	-2.60	H	38.83	53.98	15.15	AV
16830	51.23	0.35	H	51.58	68.20	16.62	PK

Band :	UNII 2C
Operation Mode:	802.11 ac(VHT80)
Transfer MCS Index:	MCS0
Operating Frequency	5690 MHz
Channel No.	138 Ch

Frequency [MHz]	Reading [dBuV]	A.F.+C.L. -A.G+D.F. [dB]	ANT. POL [H/V]	Total [dBuV/m]	Limit [dBuV/m]	Margin [dB]	Measurement Type
11380	54.18	-2.53	V	51.65	73.98	22.33	PK
11380	42.46	-2.53	V	39.93	53.98	14.05	AV
17070	51.42	1.26	V	52.68	68.20	15.52	PK
11380	54.61	-2.53	H	52.08	73.98	21.90	PK
11380	43.07	-2.53	H	40.54	53.98	13.44	AV
17070	51.61	1.26	H	52.87	68.20	15.33	PK

Band :	UNII 3
Operation Mode:	802.11 ac(VHT80)
Transfer MCS Index:	MCS0
Operating Frequency	5775 MHz
Channel No.	155 Ch

Frequency [MHz]	Reading [dBuV]	A.F.+C.L. -A.G+D.F. [dB]	ANT. POL [H/V]	Total [dBuV/m]	Limit [dBuV/m]	Margin [dB]	Measurement Type
11550	53.82	-1.77	V	52.05	73.98	21.93	PK
11550	41.95	-1.77	V	40.18	53.98	13.80	AV
17325	51.62	3.11	V	54.73	68.20	13.48	PK
11550	54.15	-1.77	H	52.38	73.98	21.60	PK
11550	41.89	-1.77	H	40.12	53.98	13.86	AV
17325	51.86	3.11	H	54.97	68.20	13.24	PK

▣ Test Plots

Average Reading (802.11a, Ch.120 2nd Harmonic, Y-H)

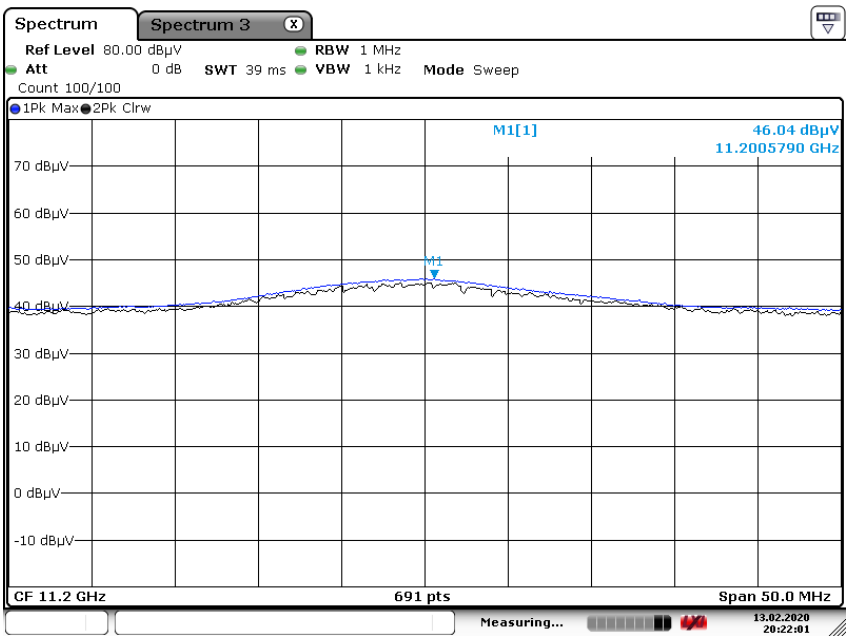

Date: 13.FEB.2020 20:22:01

Peak Reading (802.11a, Ch.120 2nd Harmonic, Y-H)

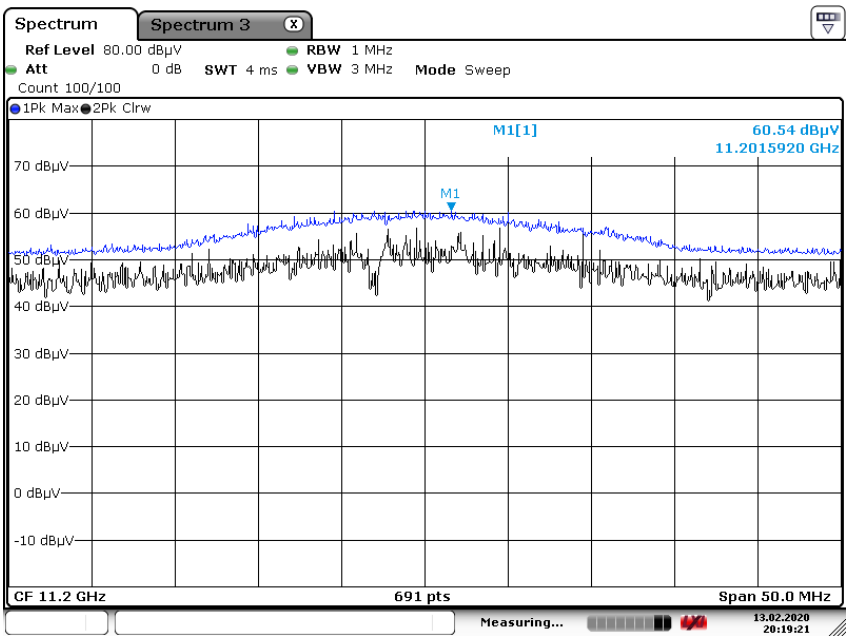

Date: 13.FEB.2020 20:19:20

Peak Reading (802.11 n(HT20), Ch.165 3rd Harmonic, Y-H)

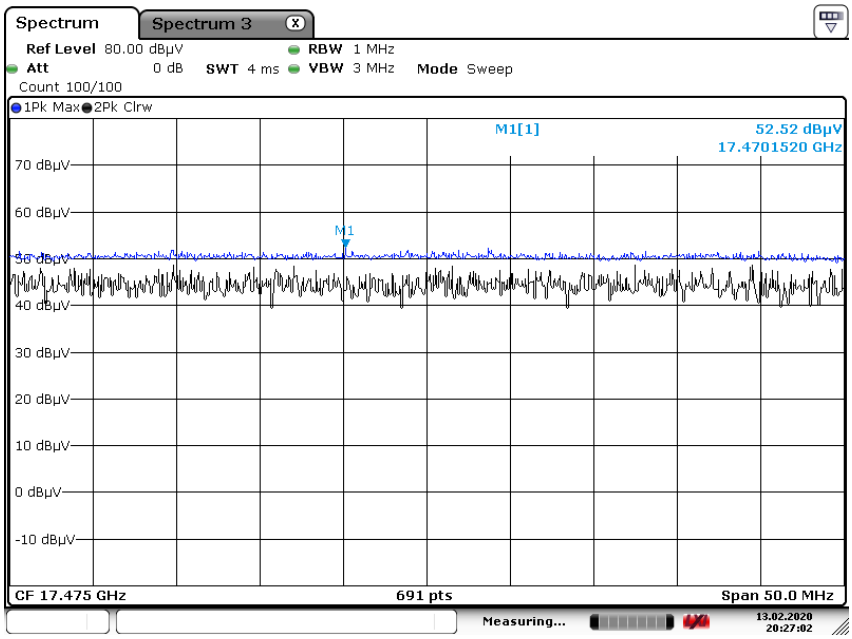

Date: 13.FEB.2020 20:27:02

Peak Reading (802.11 ac(VHT20), Ch.165 3rd Harmonic, Y-H)

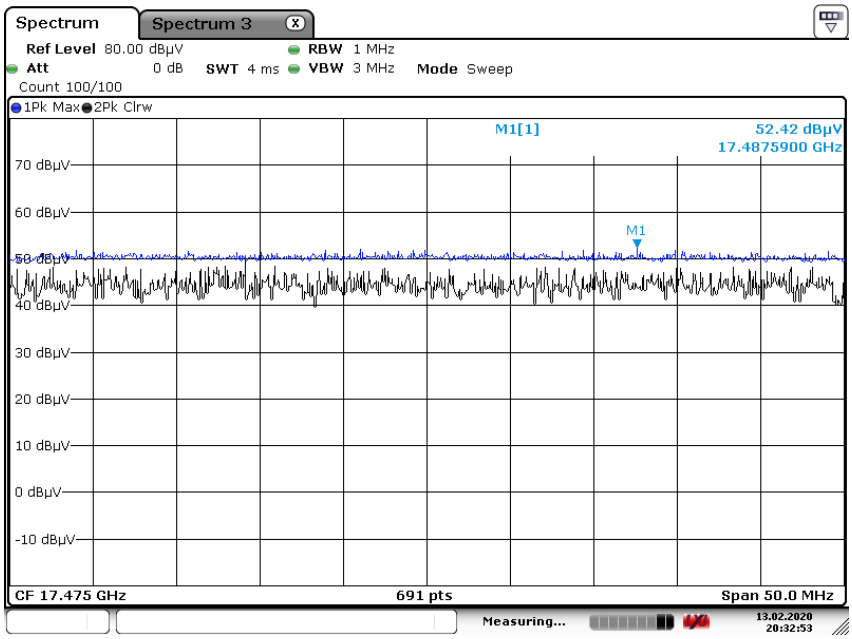

Date: 13.FEB.2020 20:32:53

Average Reading (802.11 n(HT40), Ch.118 2nd Harmonic, Y-H)

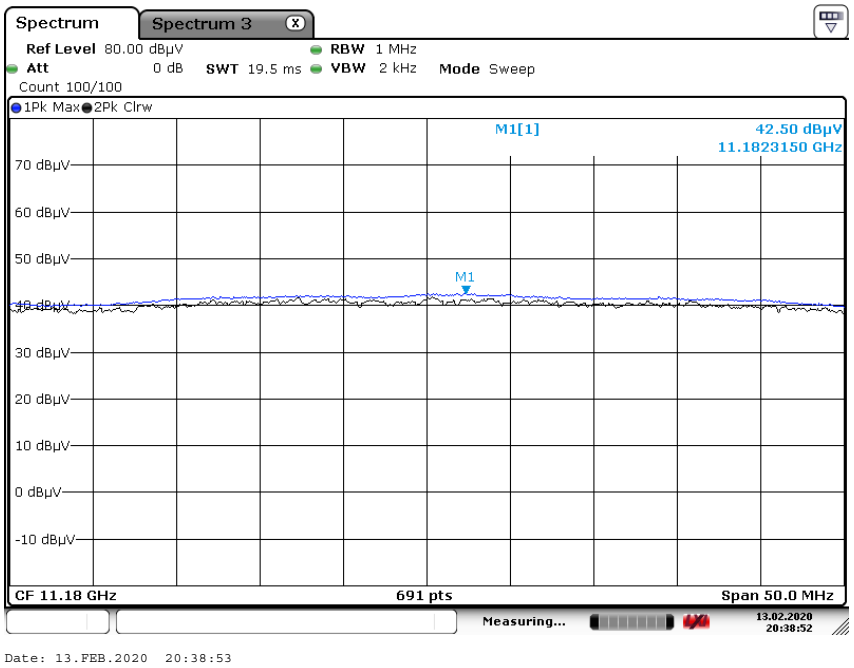

Peak Reading (802.11 n(HT40), Ch.118 2nd Harmonic, Y-H)

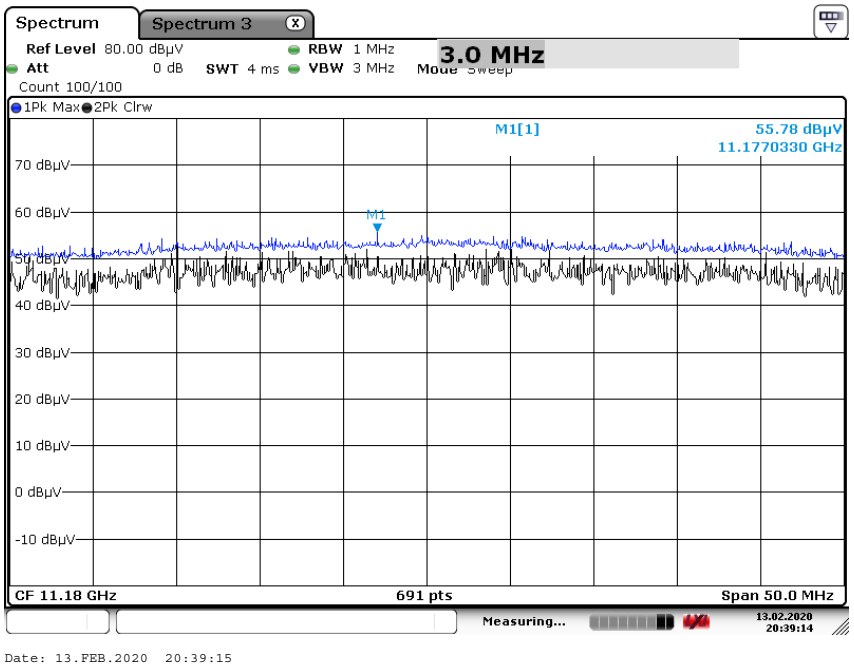

Peak Reading (802.11 n(HT40), Ch.118 3rd Harmonic, Y-H)

Average Reading (802.11 ac(VHT40), Ch.118 2nd Harmonic, Y-H)

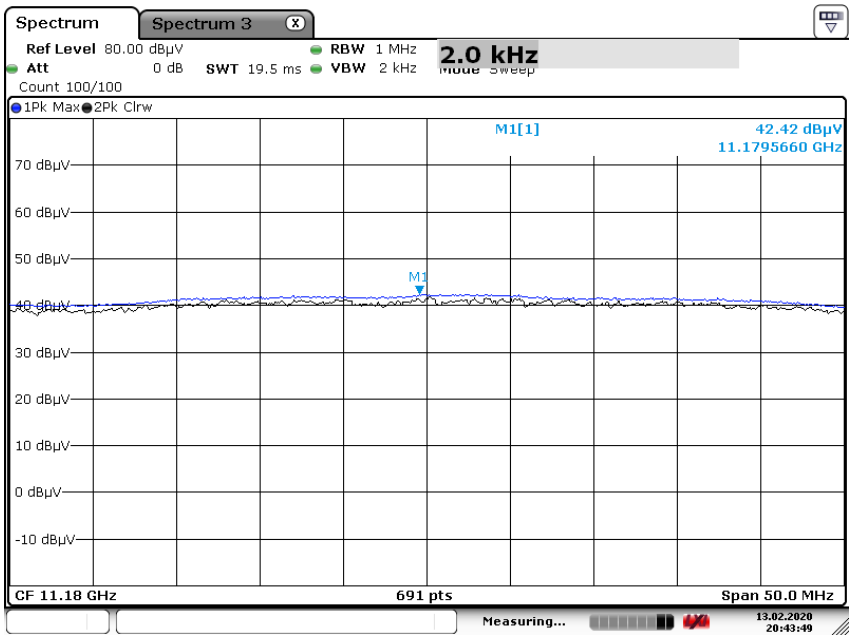

Date: 13.FEB.2020 20:43:50

Peak Reading (802.11 ac(VHT40), Ch.118 2nd Harmonic, Y-H)

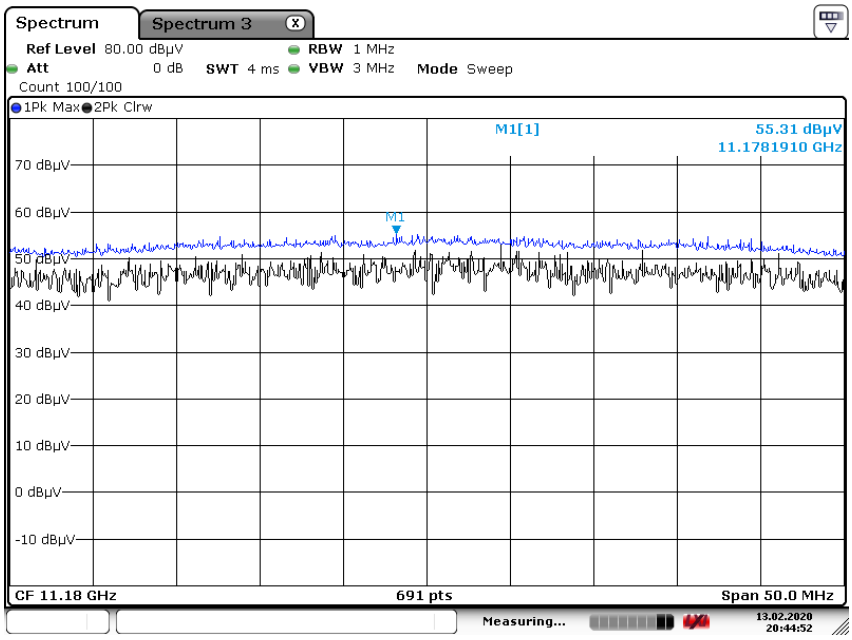

Date: 13.FEB.2020 20:44:51

Peak Reading (802.11 ac(VHT80), Ch.155 3rd Harmonic, Y-H)

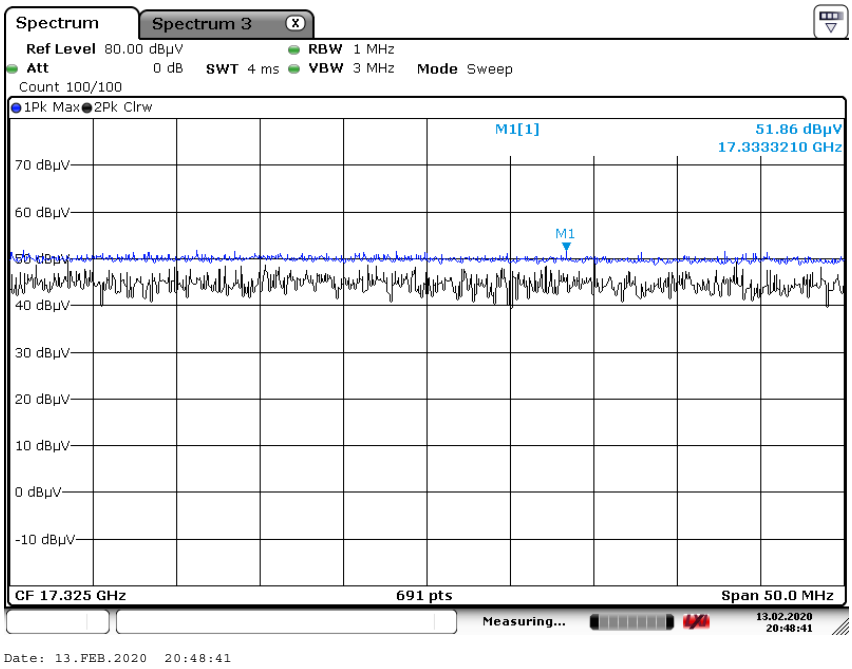

Note:

Only the worst case plots for Radiated Spurious Emissions.

10.9 RADIATED RESTRICTED BAND EDGE

Band :	UNII 1
Operation Mode:	802.11 a
Transfer Rate:	6 Mbps
Operating Frequency	5180 MHz
Channel No.	36 Ch

Frequency [MHz]	Reading dBuV	AN.+CL-AMP+ATT. +D.F. [dB]	ANT. POL [H/V]	Total [dBuV/m]	Limit [dBuV/m]	Margin [dB]	Measurement Type
5150	63.40	3.37	H	66.77	73.98	7.21	PK
5150	44.71	3.37	H	48.08	53.98	5.90	AV
5150	63.52	3.37	V	66.89	73.98	7.09	PK
5150	44.14	3.37	V	47.51	53.98	6.47	AV

Band :	UNII 2A
Operation Mode:	802.11 a
Transfer Rate:	6 Mbps
Operating Frequency	5320 MHz
Channel No.	64 Ch

Frequency [MHz]	Reading dBuV	AN.+CL-AMP+ATT. +D.F. [dB]	ANT. POL [H/V]	Total [dBuV/m]	Limit [dBuV/m]	Margin [dB]	Measurement Type
5350	64.02	3.99	H	68.01	73.98	5.97	PK
5350	44.04	3.99	H	48.03	53.98	5.95	AV
5350	65.12	3.99	V	69.11	73.98	4.87	PK
5350	43.96	3.99	V	47.95	53.98	6.03	AV

Band :	UNII 2C
Operation Mode:	802.11 a
Transfer Rate:	6 Mbps
Operating Frequency	5500 MHz
Channel No.	100 Ch

Frequency [MHz]	Reading DBuV	AN.+CL-AMP+ATT. +D.F. [dB]	ANT. POL [H/V]	Total [dBuV/m]	Limit [dBuV/m]	Margin [dB]	Measurement Type
5460	53.01	5.03	H	58.04	73.98	15.94	PK
5460	39.25	5.03	H	44.28	53.98	9.70	AV
5470	58.18	5.34	H	63.52	68.20	4.68	PK
5460	52.62	5.03	V	57.65	73.98	16.33	PK
5460	39.11	5.03	V	44.14	53.98	9.84	AV
5470	58.02	5.34	V	63.36	68.20	4.84	PK

Band :	UNII 1
Operation Mode:	802.11 n_HT20
Transfer MCS Index:	0
Operating Frequency	5180 MHz
Channel No.	36 Ch

Frequency [MHz]	Reading dBuV	AN.+CL-AMP+ATT. +D.F. [dB]	ANT. POL [H/V]	Total [dBuV/m]	Limit [dBuV/m]	Margin [dB]	Measurement Type
5150	60.85	3.37	H	64.22	73.98	9.76	PK
5150	42.23	3.37	H	45.6	53.98	8.38	AV
5150	62.28	3.37	V	65.65	73.98	8.33	PK
5150	42.32	3.37	V	45.69	53.98	8.29	AV

Band :	UNII 2A
Operation Mode:	802.11 n_HT20
Transfer MCS Index:	0
Operating Frequency	5320 MHz
Channel No.	64 Ch

Frequency [MHz]	Reading dBuV	AN.+CL-AMP+ATT. +D.F. [dB]	ANT. POL [H/V]	Total [dBuV/m]	Limit [dBuV/m]	Margin [dB]	Measurement Type
5350	62.97	3.99	H	66.96	73.98	7.02	PK
5350	42.78	3.99	H	46.77	53.98	7.21	AV
5350	62.88	3.99	V	66.87	73.98	7.11	PK
5350	42.95	3.99	V	46.94	53.98	7.04	AV

Band :	UNII 2C
Operation Mode:	802.11 n_HT20
Transfer MCS Index:	0
Operating Frequency	5500 MHz
Channel No.	100 Ch

Frequency [MHz]	Reading DBuV	AN.+CL-AMP+ATT. +D.F. [dB]	ANT. POL [H/V]	Total [dBuV/m]	Limit [dBuV/m]	Margin [dB]	Measurement Type
5460	57.45	5.03	H	62.48	73.98	11.50	PK
5460	38.93	5.03	H	43.96	53.98	10.02	AV
5470	59.99	5.34	H	65.33	68.20	2.87	PK
5460	57.36	5.03	V	62.39	73.98	11.59	PK
5460	38.86	5.03	V	43.89	53.98	10.09	AV
5470	58.92	5.34	V	64.26	68.20	3.94	PK

Band :	UNII 1
Operation Mode:	802.11 ac_VHT20
Transfer MCS Index:	0
Operating Frequency	5180 MHz
Channel No.	36 Ch

Frequency [MHz]	Reading dBuV	AN.+CL-AMP+ATT. +D.F. [dB]	ANT. POL [H/V]	Total [dBuV/m]	Limit [dBuV/m]	Margin [dB]	Measurement Type
5150	59.40	3.37	H	62.77	73.98	11.21	PK
5150	42.44	3.37	H	45.81	53.98	8.17	AV
5150	59.87	3.37	V	63.24	73.98	10.74	PK
5150	42.42	3.37	V	45.79	53.98	8.19	AV

Band :	UNII 2A
Operation Mode:	802.11 ac_VHT20
Transfer MCS Index:	0
Operating Frequency	5320 MHz
Channel No.	64 Ch

Frequency [MHz]	Reading dBuV	AN.+CL-AMP+ATT. +D.F. [dB]	ANT. POL [H/V]	Total [dBuV/m]	Limit [dBuV/m]	Margin [dB]	Measurement Type
5350	62.21	3.99	H	66.20	73.98	7.78	PK
5350	42.65	3.99	H	46.64	53.98	7.34	AV
5350	61.96	3.99	V	65.95	73.98	8.03	PK
5350	42.64	3.99	V	46.63	53.98	7.35	AV

Band :	UNII 2C
Operation Mode:	802.11 ac_VHT20
Transfer MCS Index:	0
Operating Frequency	5500 MHz
Channel No.	100 Ch

Frequency [MHz]	Reading DBuV	AN.+CL-AMP+ATT. +D.F. [dB]	ANT. POL [H/V]	Total [dBuV/m]	Limit [dBuV/m]	Margin [dB]	Measurement Type
5460	55.01	5.03	H	60.04	73.98	13.94	PK
5460	38.89	5.03	H	43.92	53.98	10.06	AV
5470	60.45	5.34	H	65.79	68.20	2.41	PK
5460	54.26	5.03	V	59.29	73.98	14.69	PK
5460	39.03	5.03	V	44.06	53.98	9.92	AV
5470	58.58	5.34	V	63.92	68.20	4.28	PK

Band :	UNII 1
Operation Mode:	802.11 n_HT40
Transfer MCS Index:	0
Operating Frequency	5190 MHz
Channel No.	38 Ch

Frequency [MHz]	Reading dBuV	AN.+CL-AMP+ATT. +D.F. [dB]	ANT. POL [H/V]	Total [dBuV/m]	Limit [dBuV/m]	Margin [dB]	Measurement Type
5150	66.93	3.37	H	70.30	73.98	3.68	PK
5150	45.72	3.37	H	49.09	53.98	4.89	AV
5150	67.02	3.37	V	70.39	73.98	3.59	PK
5150	45.88	3.37	V	49.25	53.98	4.73	AV

Band :	UNII 1
Operation Mode:	802.11 n_HT40
Transfer MCS Index:	0
Operating Frequency	5310 MHz
Channel No.	62 Ch

Frequency [MHz]	Reading dBuV	AN.+CL-AMP+ATT. +D.F. [dB]	ANT. POL [H/V]	Total [dBuV/m]	Limit [dBuV/m]	Margin [dB]	Measurement Type
5350	65.05	3.99	H	69.04	73.98	4.94	PK
5350	44.73	3.99	H	48.72	53.98	5.26	AV
5350	64.53	3.99	V	68.52	73.98	5.46	PK
5350	45.25	3.99	V	49.24	53.98	4.74	AV

Band :	UNII 2C
Operation Mode:	802.11 n_HT40
Transfer MCS Index:	0
Operating Frequency	5510 MHz
Channel No.	102 Ch

Frequency [MHz]	Reading DBuV	AN.+CL-AMP+ATT. +D.F. [dB]	ANT. POL [H/V]	Total [dBuV/m]	Limit [dBuV/m]	Margin [dB]	Measurement Type
5460	53.13	5.03	H	58.16	73.98	15.82	PK
5460	38.56	5.03	H	43.59	53.98	10.39	AV
5470	59.73	5.34	H	65.07	68.20	3.13	PK
5460	53.34	5.03	V	58.37	73.98	15.61	PK
5460	38.62	5.03	V	43.65	53.98	10.33	AV
5470	59.23	5.34	V	64.57	68.20	3.63	PK

Band :	UNII 1
Operation Mode:	802.11 ac_VHT40
Transfer MCS Index:	0
Operating Frequency	5190 MHz
Channel No.	38 Ch

Frequency [MHz]	Reading dBuV	AN.+CL-AMP+ATT. +D.F. [dB]	ANT. POL [H/V]	Total [dBuV/m]	Limit [dBuV/m]	Margin [dB]	Measurement Type
5150	63.19	3.37	H	66.56	73.98	7.42	PK
5150	45.70	3.37	H	49.07	53.98	4.91	AV
5150	62.42	3.37	V	65.79	73.98	8.19	PK
5150	45.81	3.37	V	49.18	53.98	4.80	AV

Band :	UNII 2A
Operation Mode:	802.11 ac_VHT40
Transfer MCS Index:	0
Operating Frequency	5310 MHz
Channel No.	62 Ch

Frequency [MHz]	Reading dBuV	AN.+CL-AMP+ATT. +D.F. [dB]	ANT. POL [H/V]	Total [dBuV/m]	Limit [dBuV/m]	Margin [dB]	Measurement Type
5350	63.92	3.99	H	67.91	73.98	6.07	PK
5350	45.04	3.99	H	49.03	53.98	4.95	AV
5350	64.02	3.99	V	68.01	73.98	5.97	PK
5350	44.88	3.99	V	48.87	53.98	5.11	AV

Band :	UNII 2C
Operation Mode:	802.11 ac_VHT40
Transfer MCS Index:	0
Operating Frequency	5510 MHz
Channel No.	102 Ch

Frequency [MHz]	Reading DBuV	AN.+CL-AMP+ATT. +D.F. [dB]	ANT. POL [H/V]	Total [dBuV/m]	Limit [dBuV/m]	Margin [dB]	Measurement Type
5460	51.96	5.03	H	56.99	73.98	16.99	PK
5460	38.53	5.03	H	43.56	53.98	10.42	AV
5470	58.81	5.34	H	64.15	68.20	4.05	PK
5460	51.88	5.03	V	56.91	73.98	17.07	PK
5460	38.22	5.03	V	43.25	53.98	10.73	AV
5470	58.72	5.34	V	64.06	68.20	4.14	PK

Band :	UNII 1
Operation Mode:	802.11 ac_VHT80
Transfer MCS Index:	0
Operating Frequency	5210 MHz
Channel No.	42 Ch

Frequency [MHz]	Reading dBuV	AN.+CL-AMP+ATT. +D.F. [dB]	ANT. POL [H/V]	Total [dBuV/m]	Limit [dBuV/m]	Margin [dB]	Measurement Type
5150	61.22	3.37	H	64.59	73.98	9.39	PK
5150	46.23	3.37	H	49.6	53.98	4.38	AV
5150	61.16	3.37	V	64.53	73.98	9.45	PK
5150	45.43	3.37	V	48.8	53.98	5.18	AV

Band :	UNII 2A
Operation Mode:	802.11 ac_VHT80
Transfer MCS Index:	0
Operating Frequency	5290 MHz
Channel No.	58 Ch

Frequency [MHz]	Reading dBuV	AN.+CL-AMP+ATT. +D.F. [dB]	ANT. POL [H/V]	Total [dBuV/m]	Limit [dBuV/m]	Margin [dB]	Measurement Type
5350	64.76	3.99	H	68.75	73.98	5.23	PK
5350	47.10	3.99	H	51.09	53.98	2.89	AV
5350	64.47	3.99	V	68.46	73.98	5.52	PK
5350	46.92	3.99	V	50.91	53.98	3.07	AV

Band :	UNII 2C
Operation Mode:	802.11 ac_VHT80
Transfer MCS Index:	0
Operating Frequency	5530 MHz
Channel No.	106 Ch

Frequency [MHz]	Reading DBuV	AN.+CL-AMP+ATT. +D.F. [dB]	ANT. POL [H/V]	Total [dBuV/m]	Limit [dBuV/m]	Margin [dB]	Measurement Type
5460	53.56	5.03	H	58.59	73.98	15.39	PK
5460	40.55	5.03	H	45.58	53.98	8.40	AV
5470	57.40	5.34	H	62.74	68.20	5.46	PK
5460	53.62	5.03	V	58.65	73.98	15.33	PK
5460	40.99	5.03	V	46.02	53.98	7.96	AV
5470	57.11	5.34	V	62.45	68.20	5.75	PK

▣ Test Plots(UNII 1, 2A, 2C)

Average Reading (802.11 a_6 Mbps, Ch.100, Y-H)

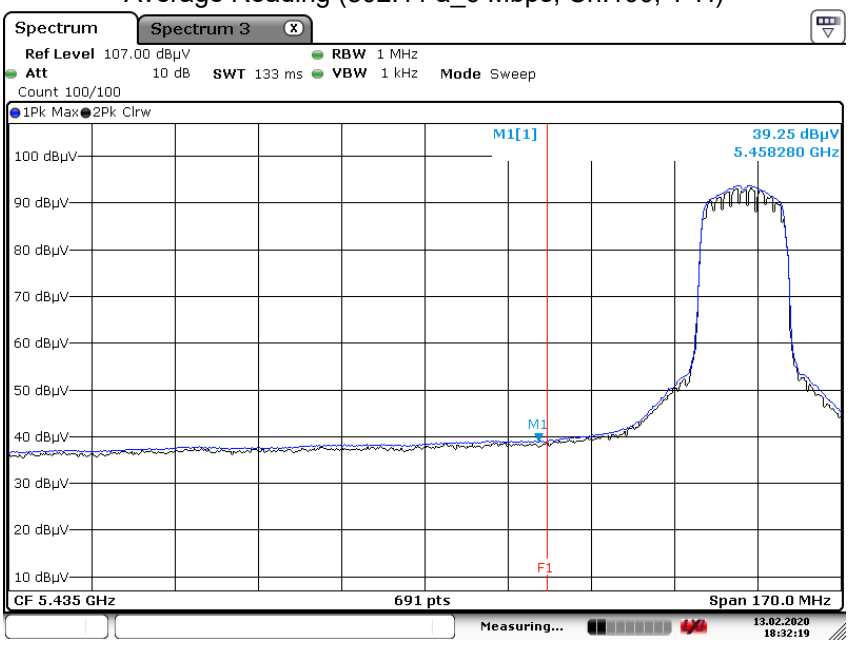

Date: 13.FEB.2020 18:32:19

Peak Reading (802.11 a_6 Mbps, Ch.100, Y-H)

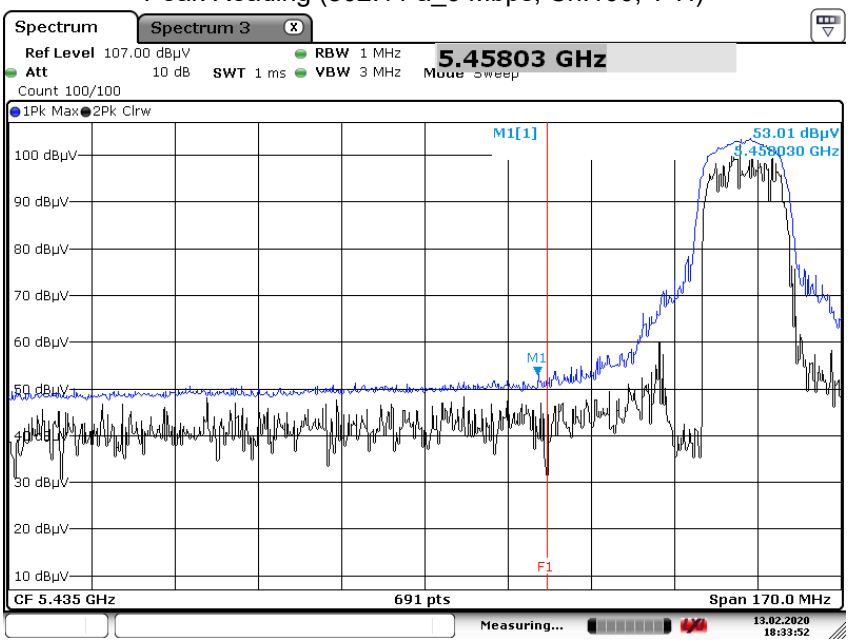

Date: 13.FEB.2020 18:33:52

Peak Reading (802.11 a_6 Mbps, Ch.100, Y-H)

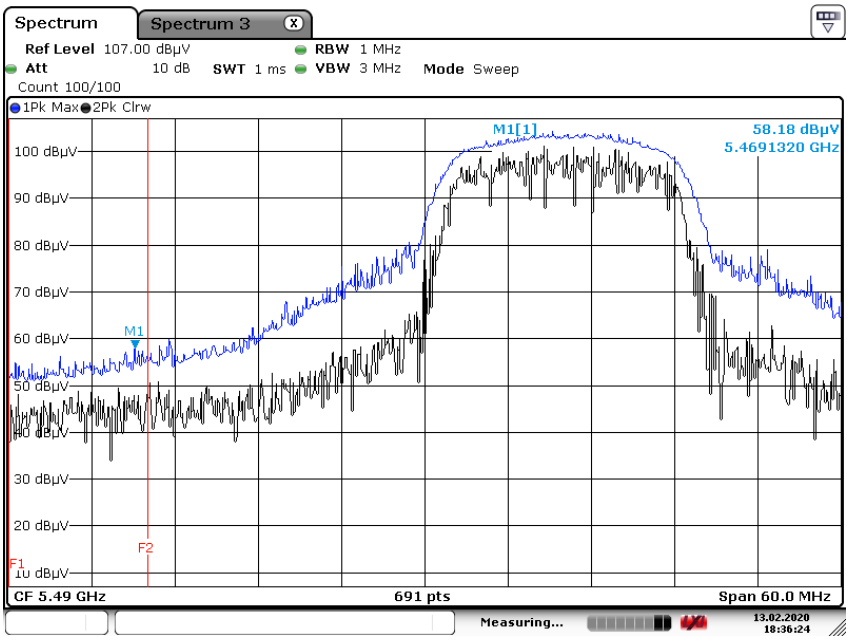

Date: 13.FEB.2020 18:36:24

Average Reading (802.11 n(HT20)_MCS0, Ch.100, Y-H)

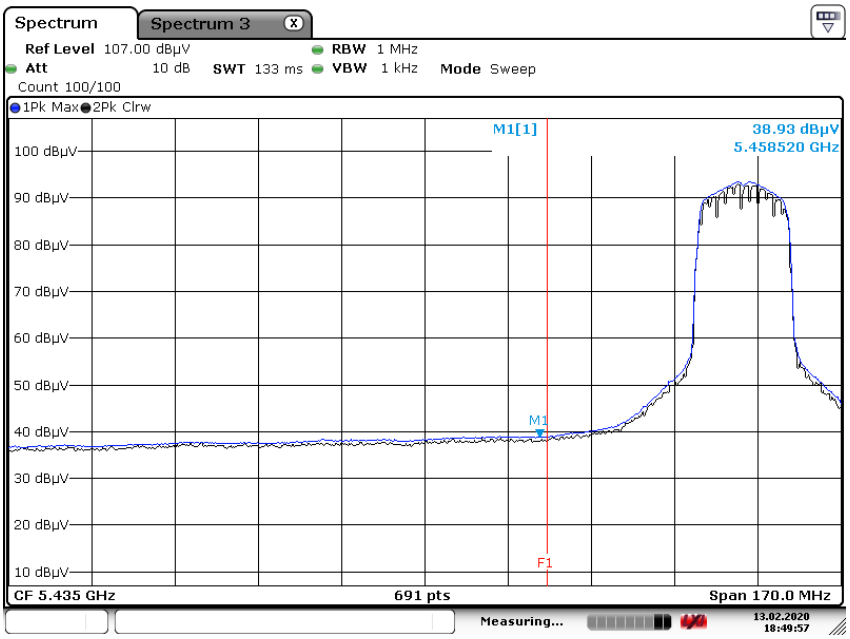

Date: 13.FEB.2020 18:49:57

Peak Reading (802.11 n(HT20)_MCS0, Ch.100, Y-H)

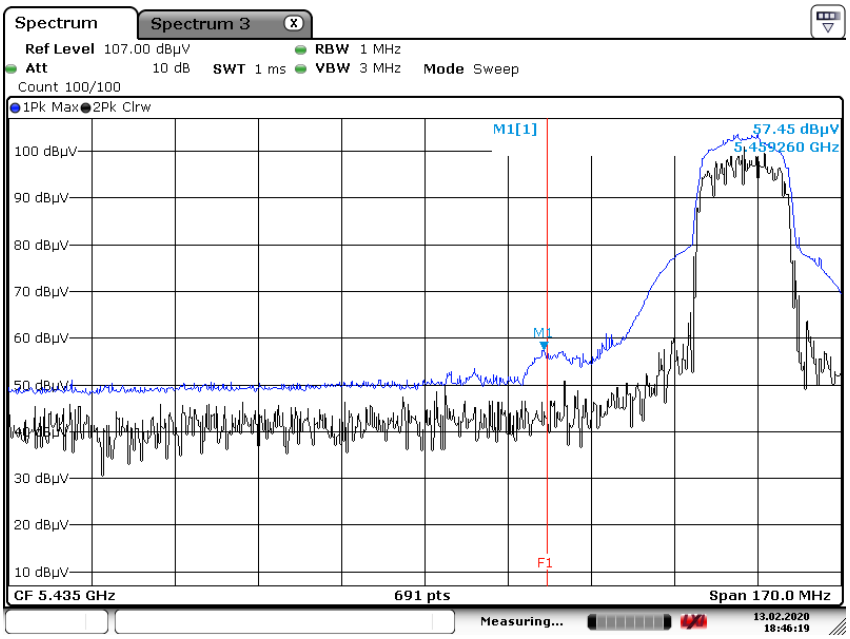

Date: 13.FEB.2020 18:46:19

Peak Reading (802.11 n(HT20)_MCS0, Ch.100, Y-H)

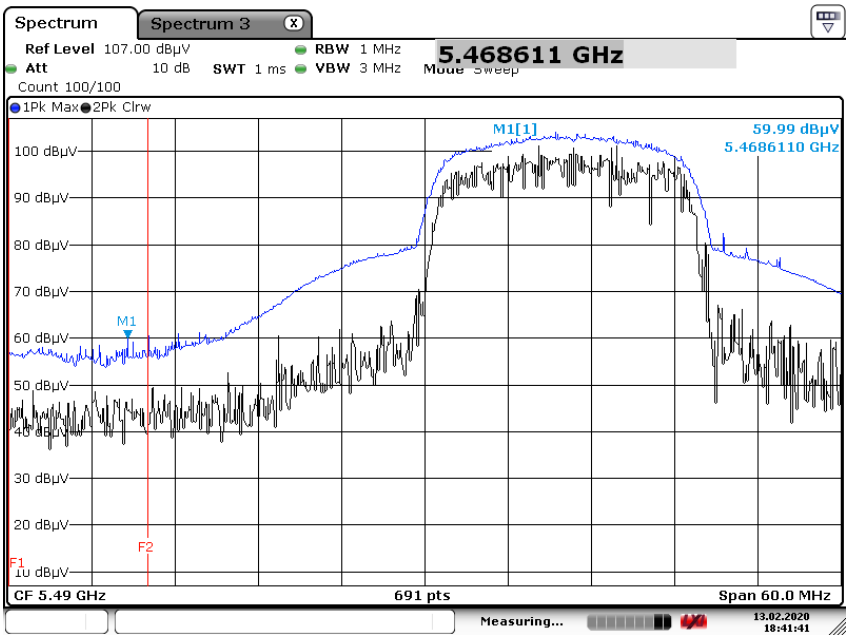

Date: 13.FEB.2020 18:41:41

Average Reading (802.11 ac(VHT20)_MCS0, Ch.100, Y-H)

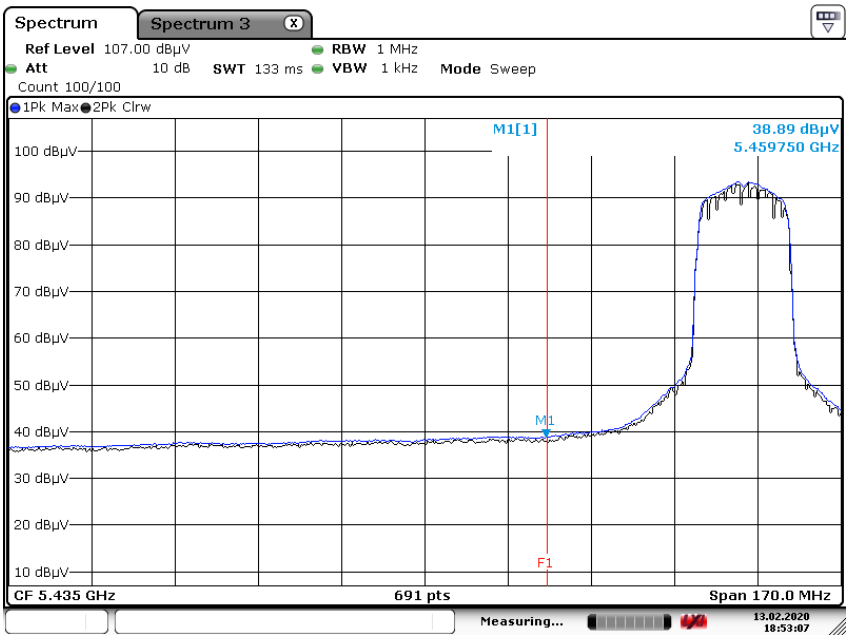

Date: 13.FEB.2020 18:53:06

Peak Reading (802.11 ac(VHT20)_MCS0, Ch.100, Y-H)

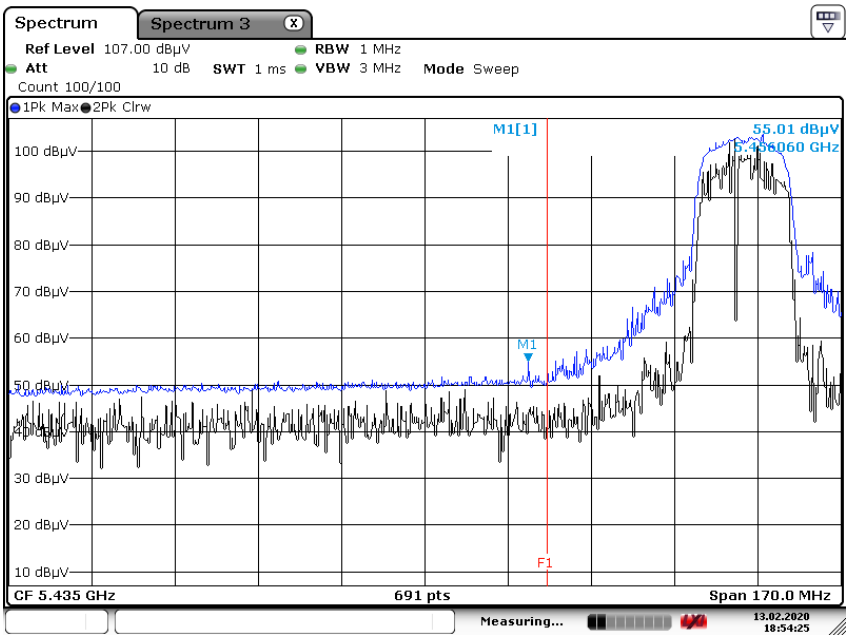

Date: 13.FEB.2020 18:54:26

Peak Reading (802.11 ac(VHT20)_MCS0, Ch.100, Y-H)

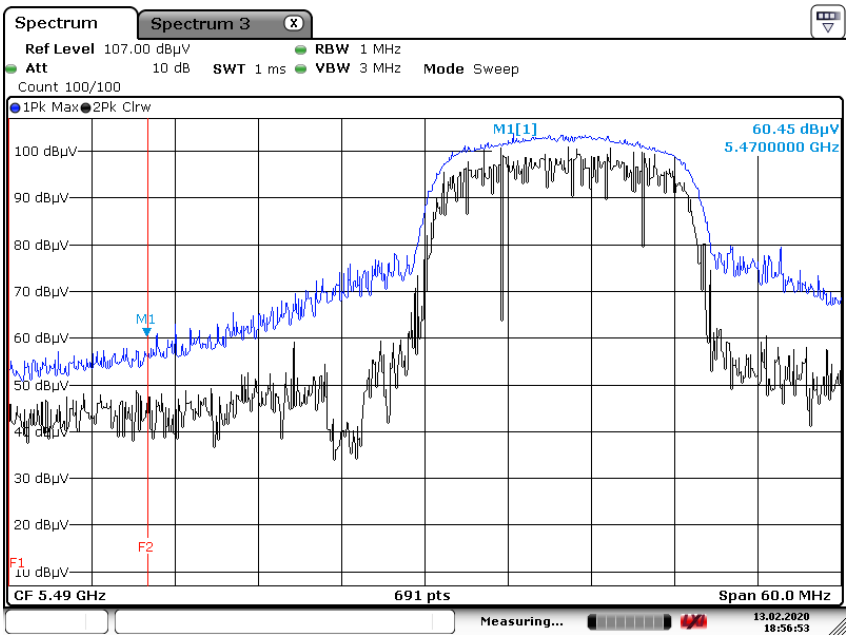

Date: 13.FEB.2020 18:56:54

Average Reading (802.11 n(HT40)_MCS0, Ch.102, Y-H)

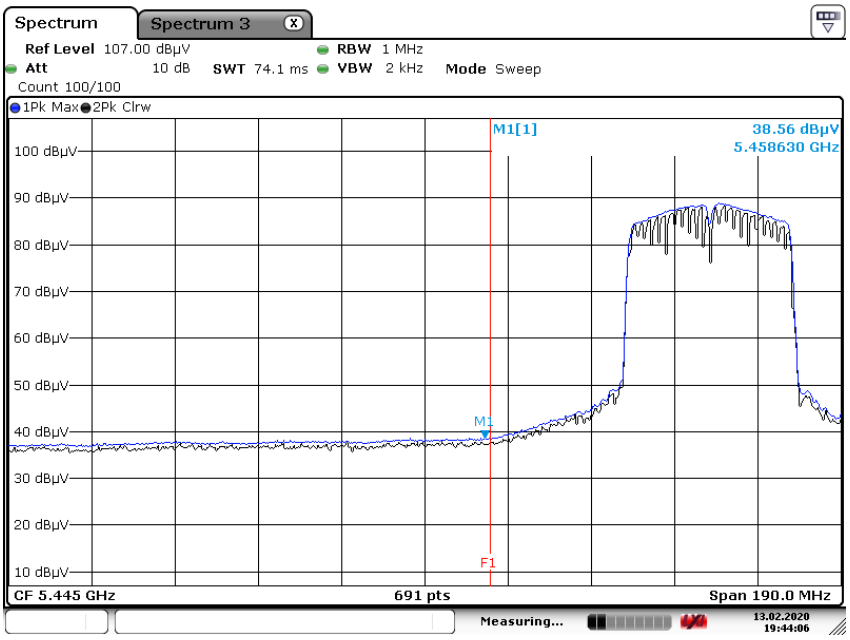

Date: 13.FEB.2020 19:44:07

Peak Reading (802.11 n(HT40)_MCS0, Ch.102, Y-H)

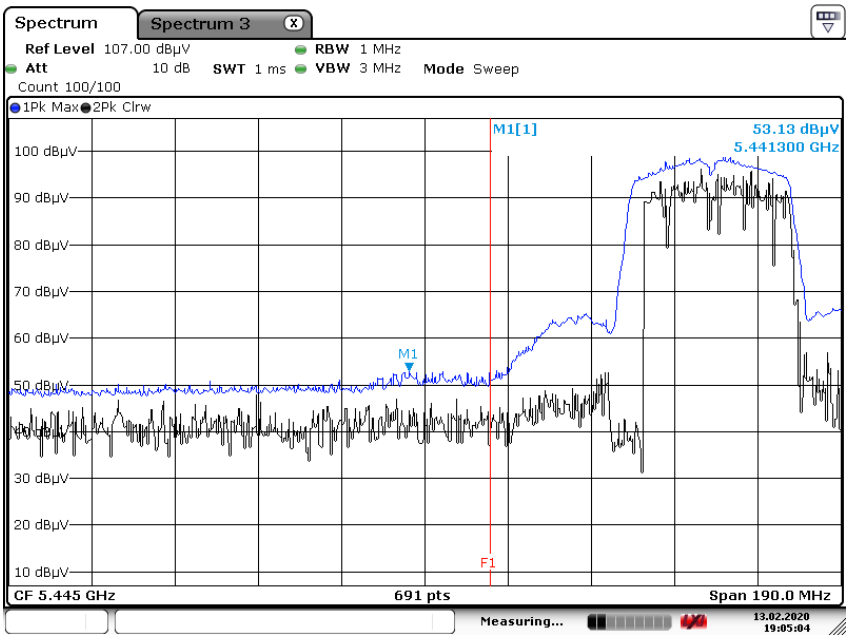

Date: 13.FEB.2020 19:05:04

Peak Reading (802.11 n(HT40)_MCS0, Ch.102, Y-H)

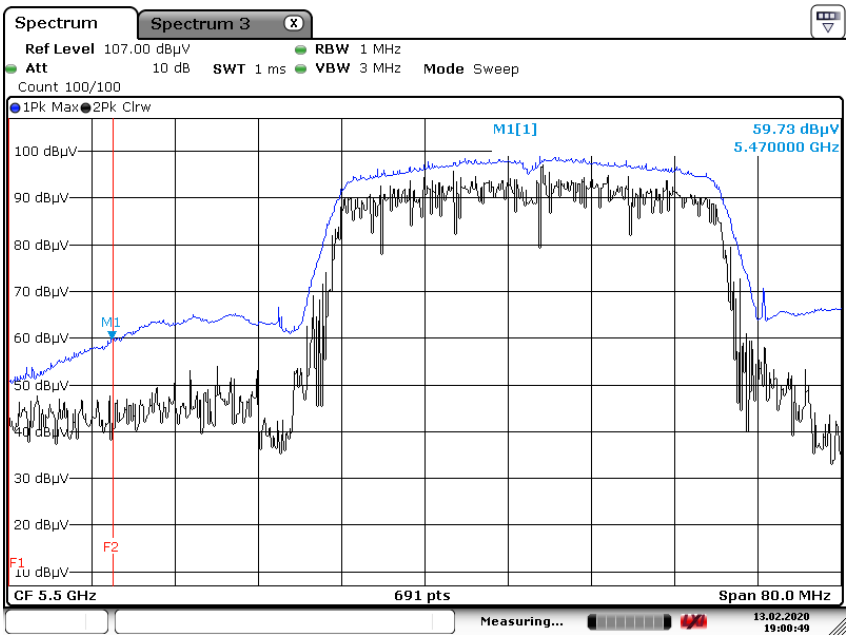

Date: 13.FEB.2020 19:00:50

Average Reading (802.11 ac(VHT40)_MCS0, Ch.102, Y-H)

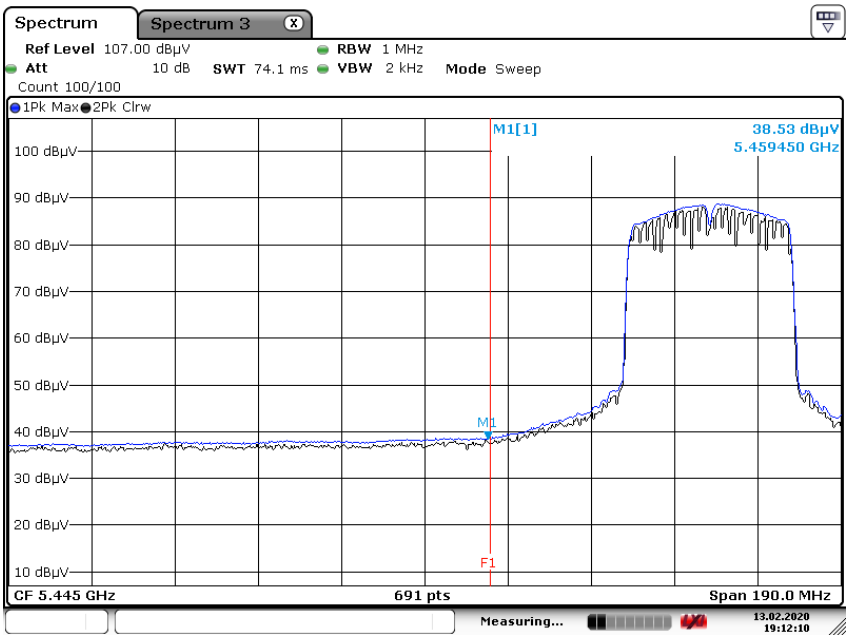

Date: 13.FEB.2020 19:12:10

Peak Reading (802.11 ac(VHT40)_MCS0, Ch.102, Y-H)

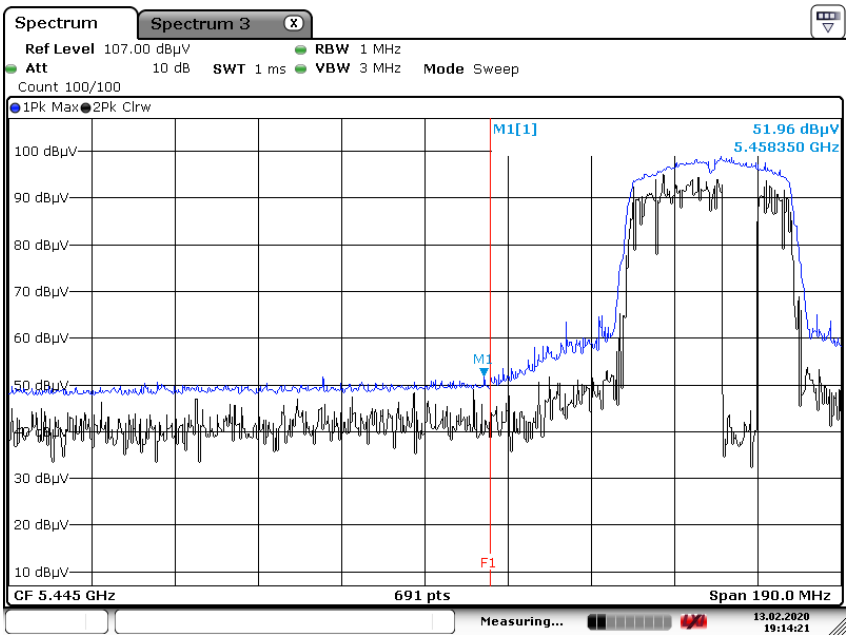

Date: 13.FEB.2020 19:14:21

Peak Reading (802.11 ac(VHT40)_MCS0, Ch.102, Y-H)

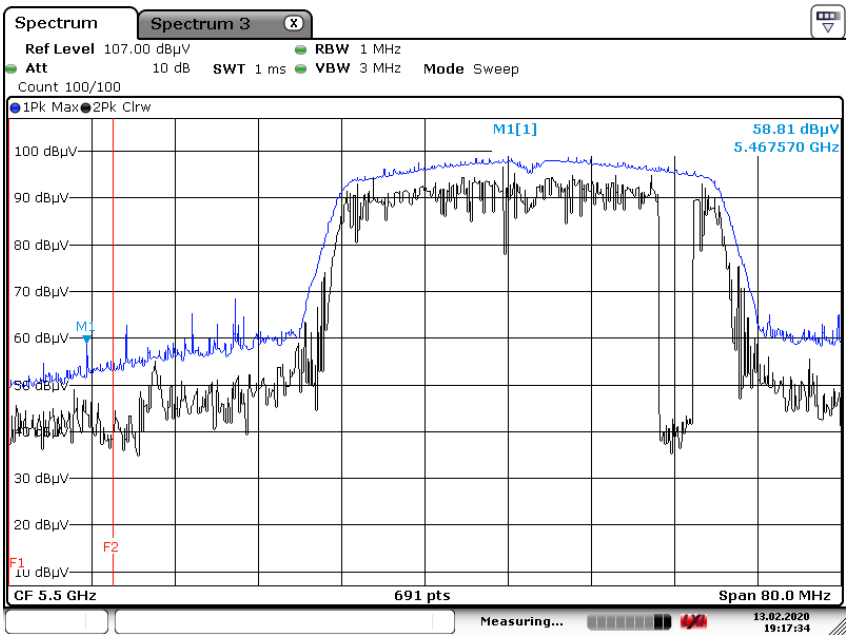

Date: 13.FEB.2020 19:17:34

Average Reading (802.11 ac_VHT80_MCS0, Ch.58, Y-H)

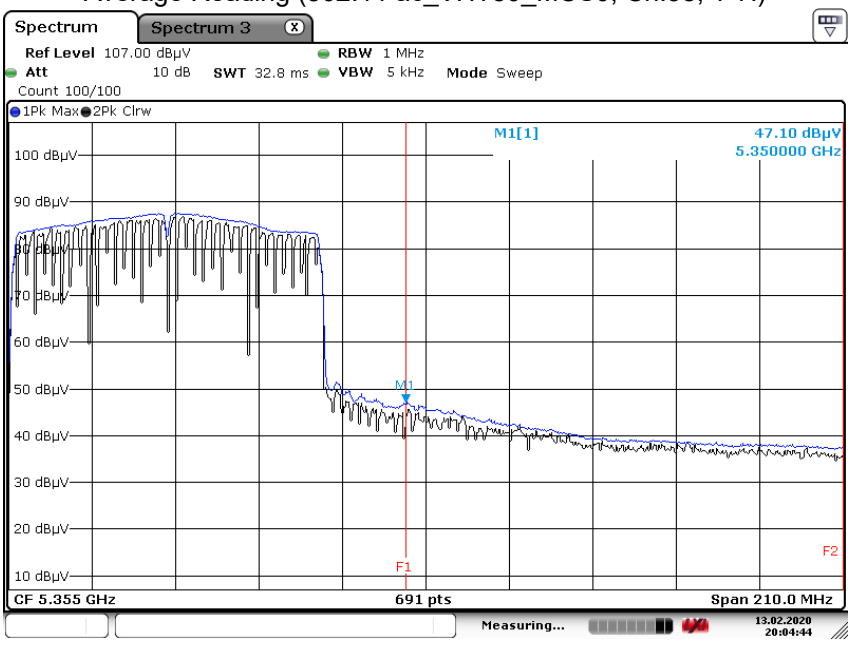

Date: 13.FEB.2020 20:04:44

Peak Reading (802.11 ac_VHT80_MCS0, Ch.58, Y-H)

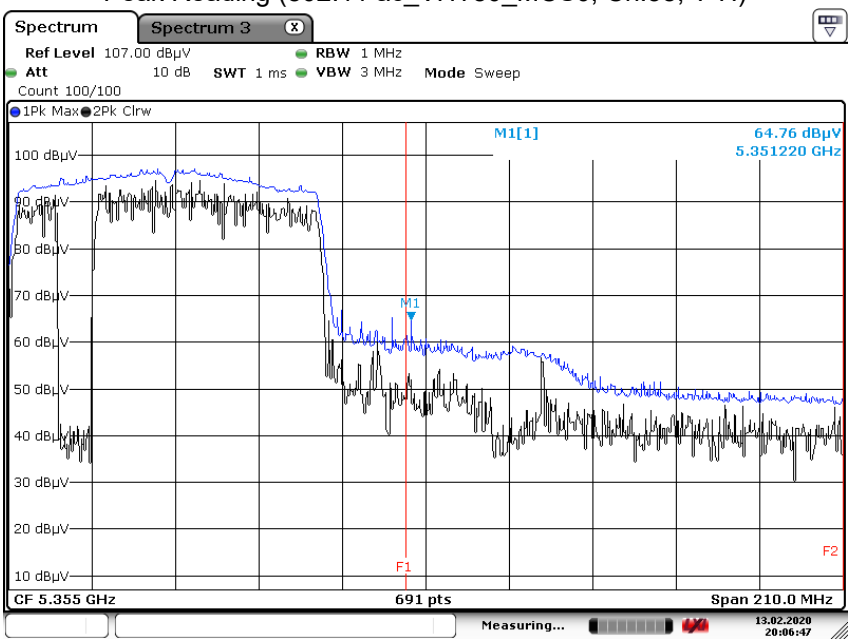

Note:

Only the worst case plots for Radiated Restricted Band Edge.

▣ Test Plots(Staraddle Channel)

Peak Reading (802.11a, Ch.144, Y-H)

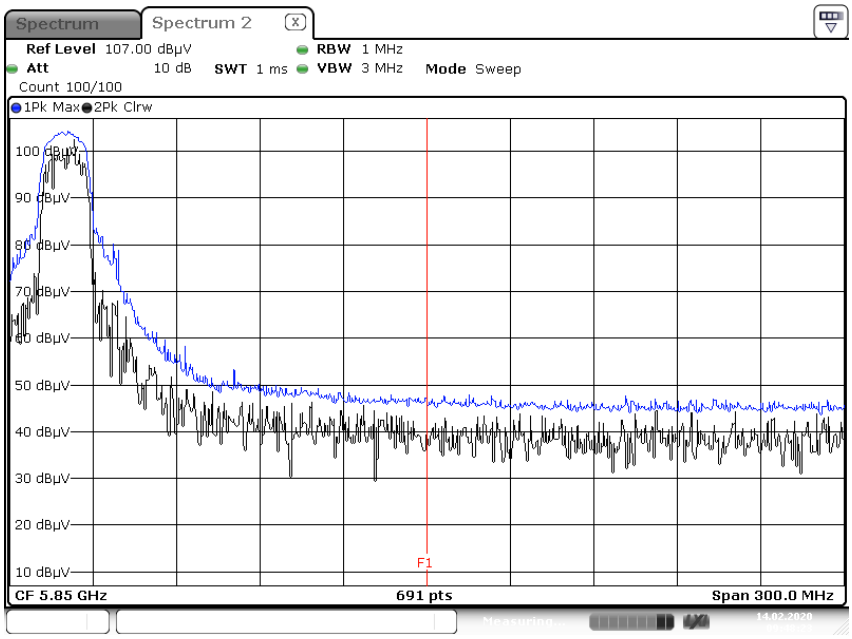

Date: 14.FEB.2020 09:48:23

Peak Reading (802.11n_HT20, Ch.144, Y-H)

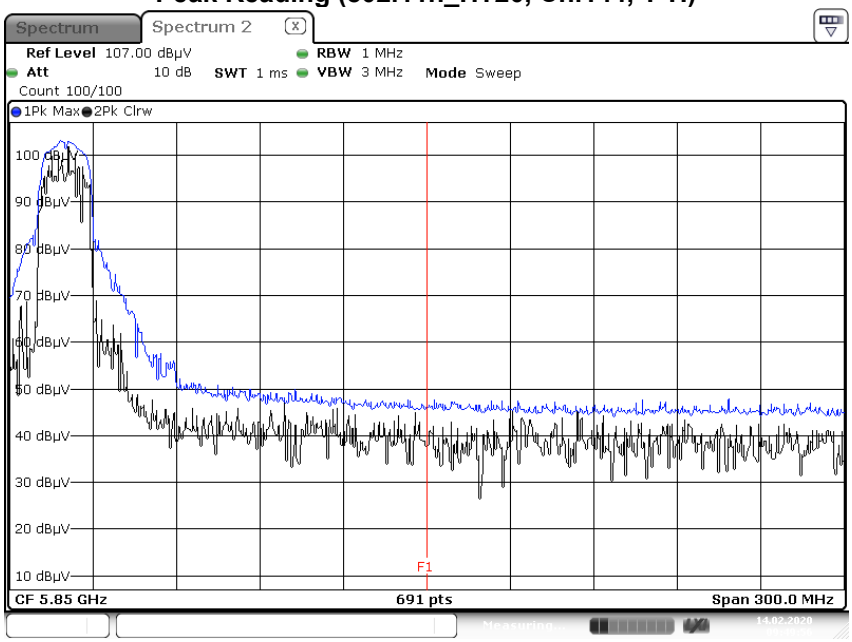

Date: 14.FEB.2020 09:49:56

Peak Reading (802.11ac_VHT20, Ch.144, Y-H)

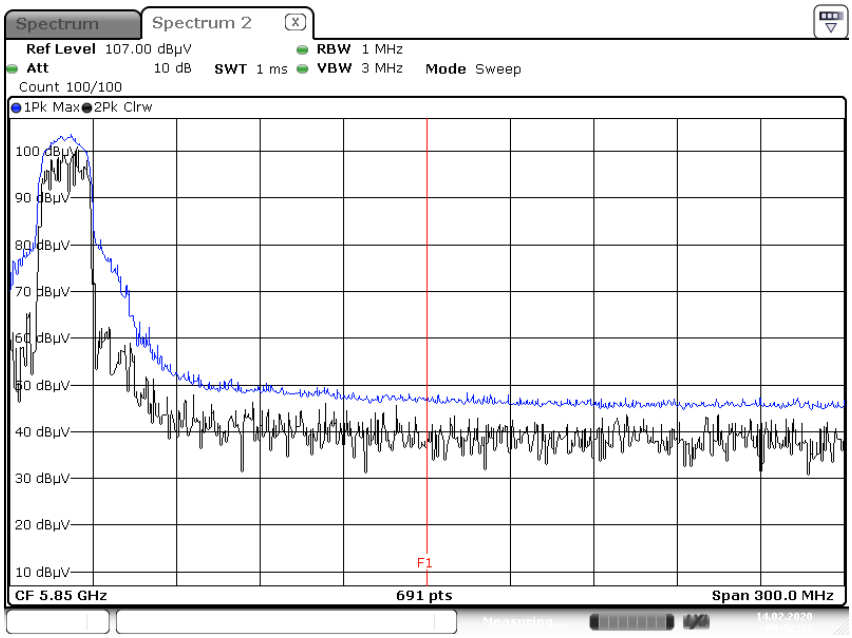

Date: 14.FEB.2020 09:52:33

Peak Reading (802.11n_HT40, Ch.142, Y-H)

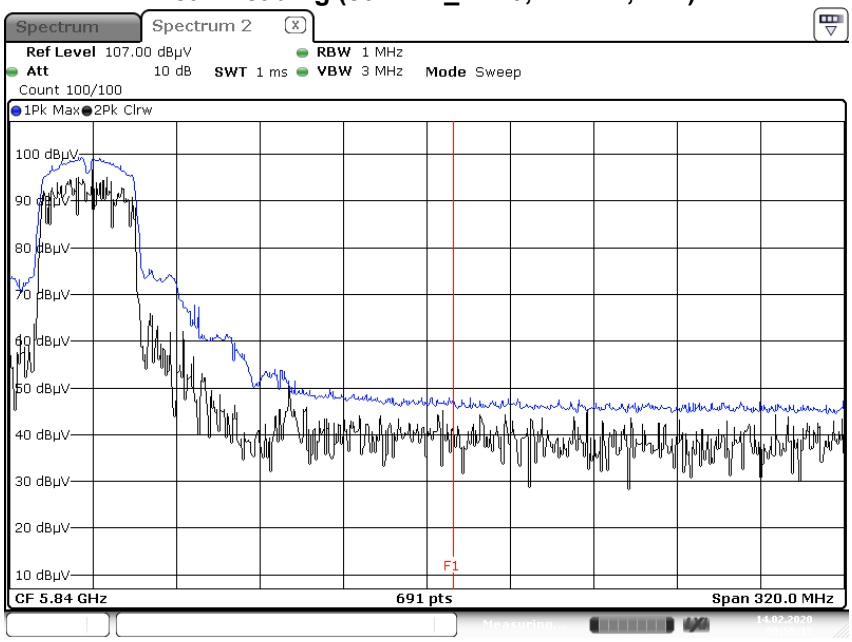

Date: 14.FEB.2020 09:55:14

Peak Reading (802.11ac_VHT40, Ch.142, Y-H)

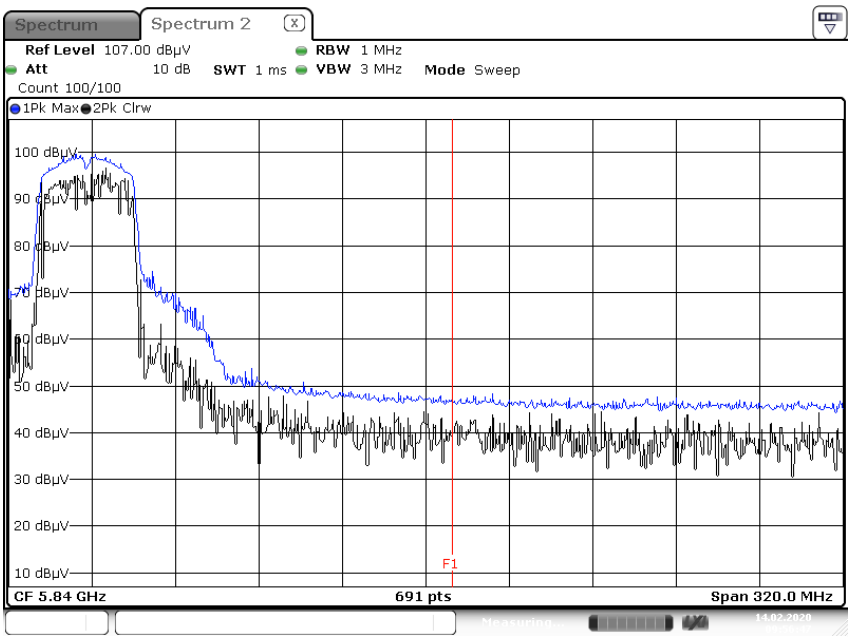

Date: 14.FEB.2020 09:56:47

Peak Reading (802.11ac_VHT80), Ch.138, Y-H)

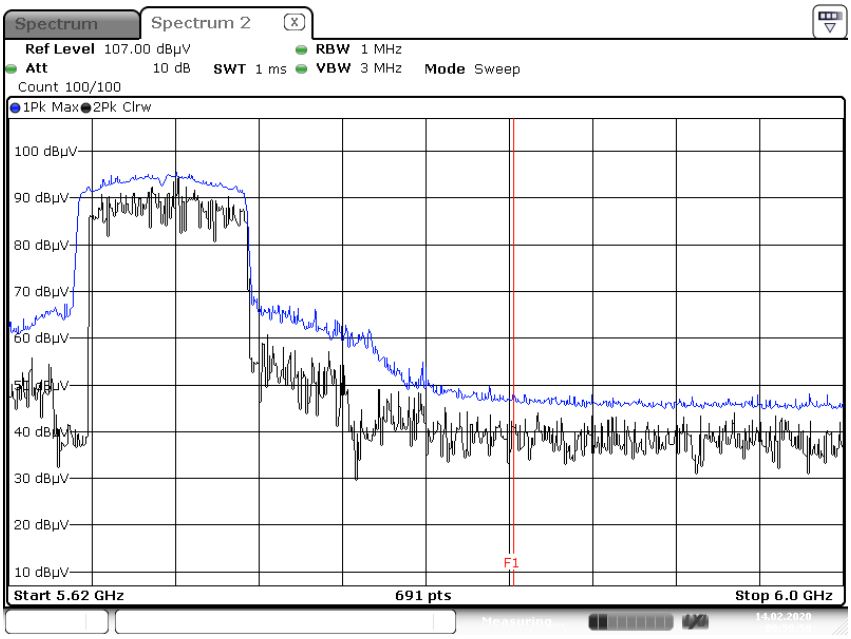

Date: 14.FEB.2020 09:59:50

Note :

1. Only the worst case plots for Radiated Restricted Band Edge.
2. Red line : 5 850 MHz
3. Ambient Noise (Because of ambient noise, We attached only the worst plot without a data table)

▣ Test Plots(UNII 3)

Peak Reading (802.11a, Ch.149, Y-H)

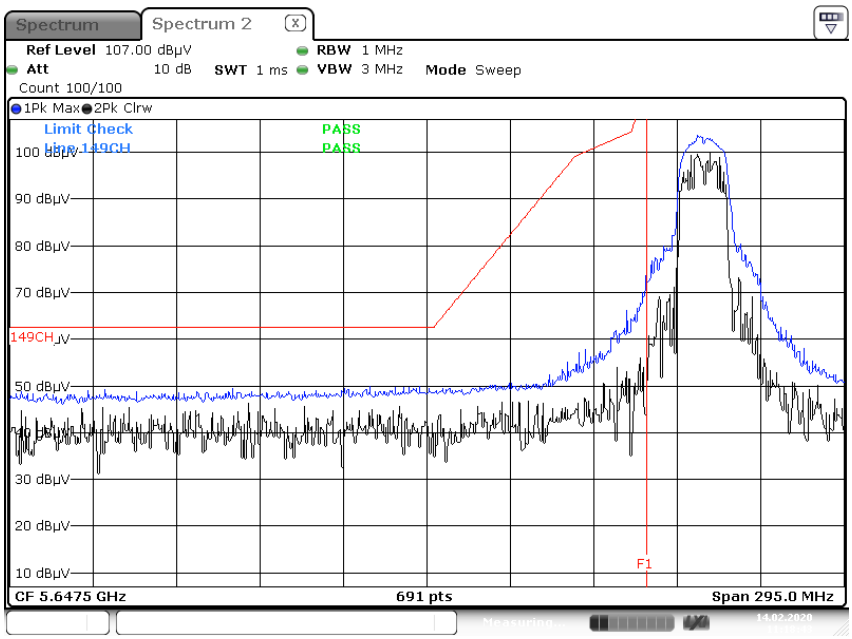

Date: 14.FEB.2020 11:18:43

Peak Reading (802.11n_HT20, Ch.149, Y-H)

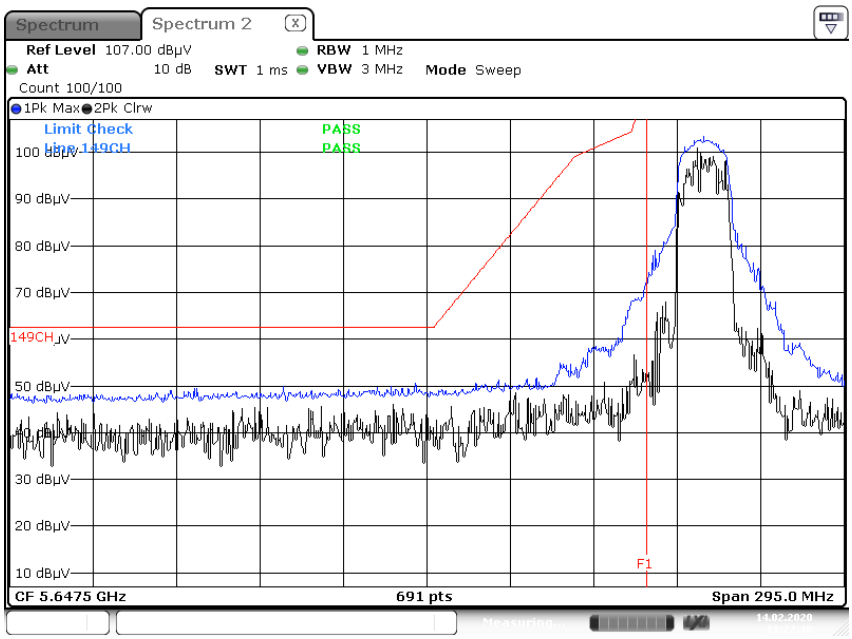

Date: 14.FEB.2020 11:22:16

Peak Reading (802.11ac_VHT20, Ch.149, Y-H)

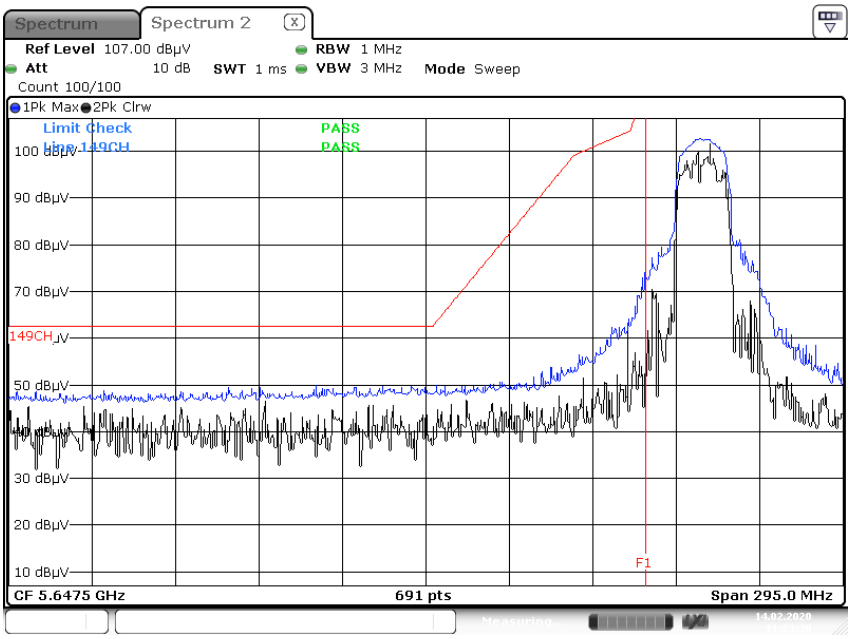

Date: 14.FEB.2020 11:23:30

Peak Reading (802.11n_HT40, Ch.151, Y-H)

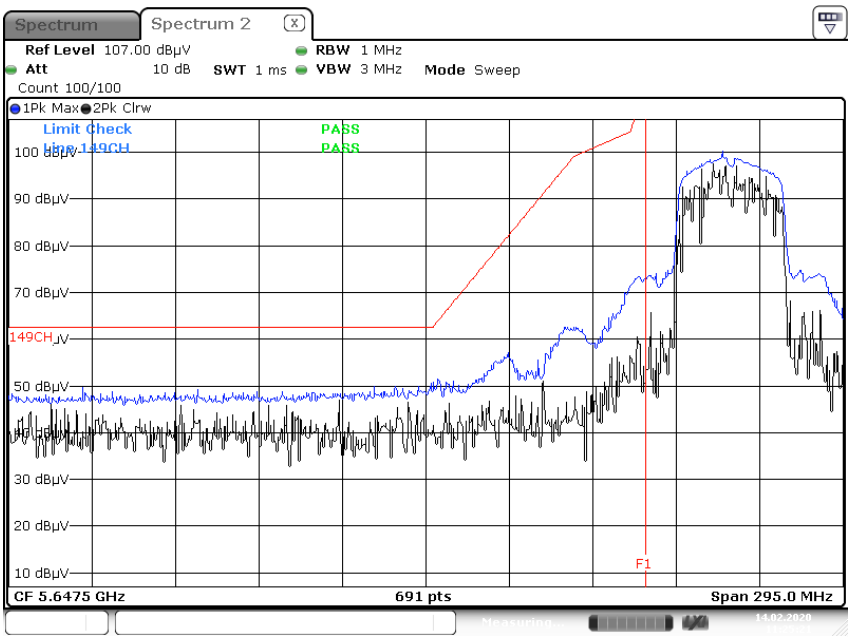

Date: 14.FEB.2020 11:25:21

Peak Reading (802.11ac_VHT40, Ch.151, Y-H)

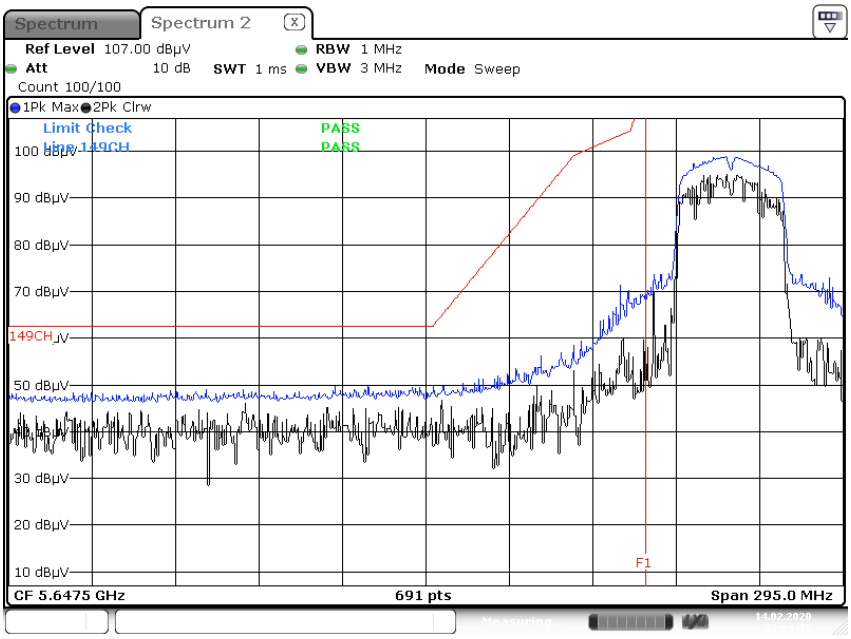

Date: 14.FEB.2020 11:26:35

Peak Reading (802.11ac_VHT80, Ch.155, Y-H)

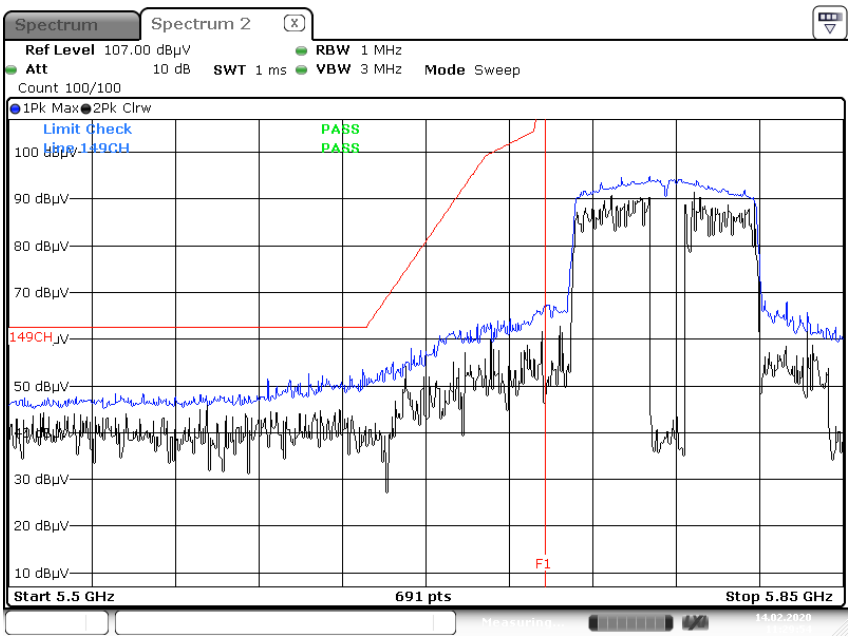

Date: 14.FEB.2020 11:29:54

Peak Reading (802.11a, Ch.165, Y-H)

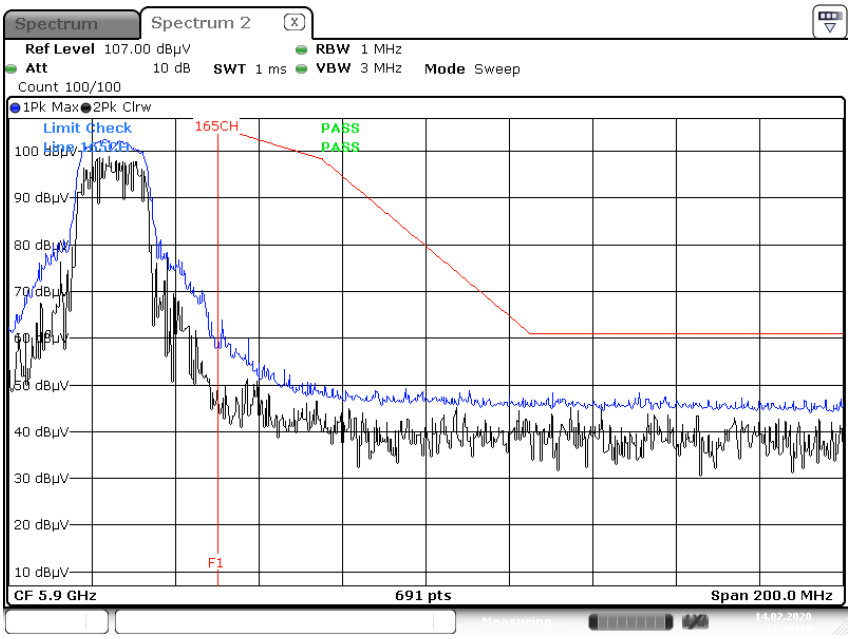

Date: 14.FEB.2020 11:36:38

Peak Reading (802.11n_HT20, Ch.165, Y-H)

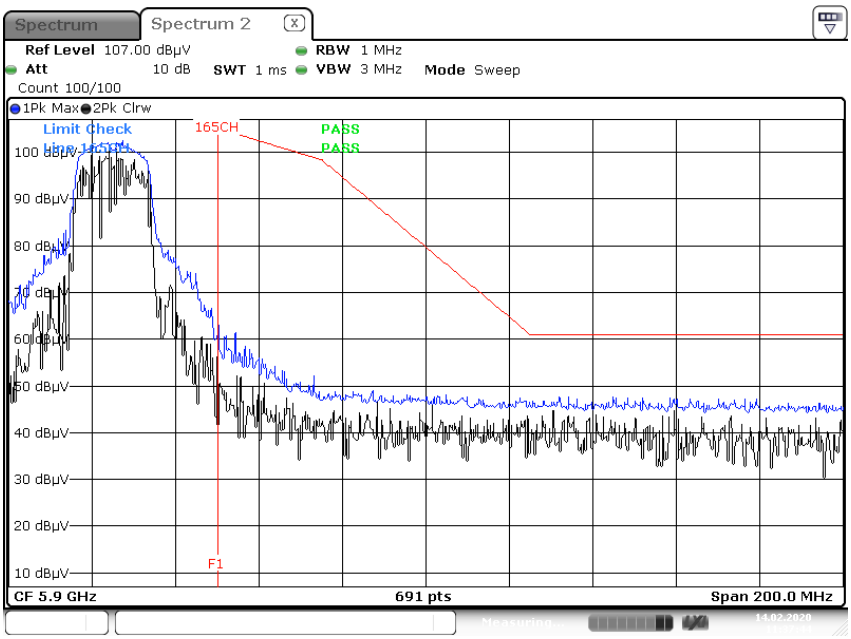

Date: 14.FEB.2020 11:37:44

Peak Reading (802.11ac_VHT20, Ch.165, Y-H)

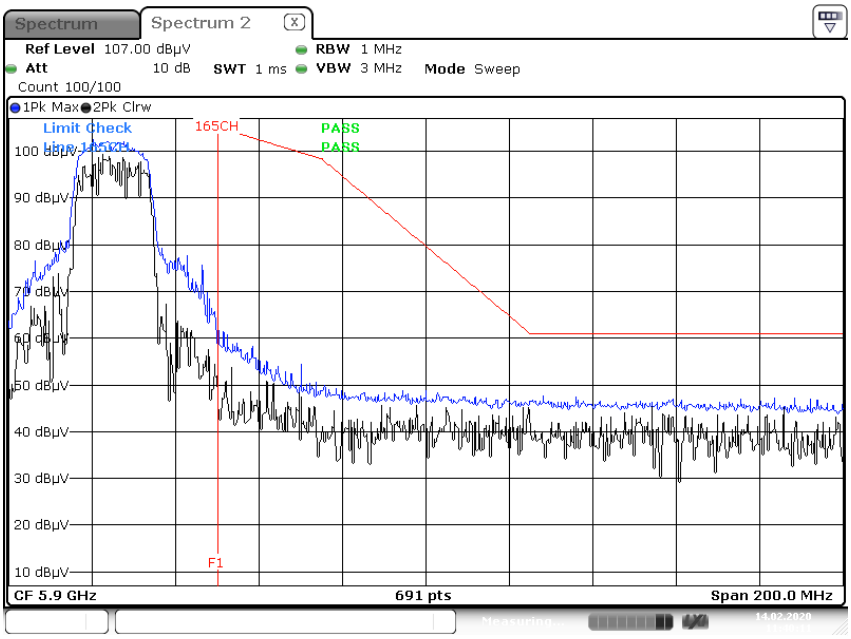

Date: 14.FEB.2020 11:40:11

Peak Reading (802.11n_HT40, Ch.159, Y-H)

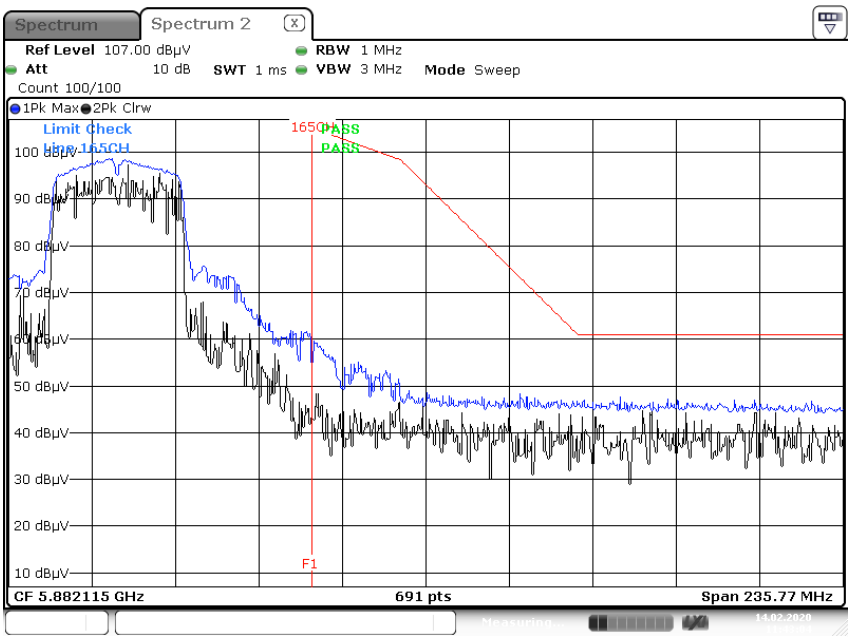

Date: 14.FEB.2020 11:43:05

Peak Reading (802.11ac_VHT40, Ch.159, Y-H)

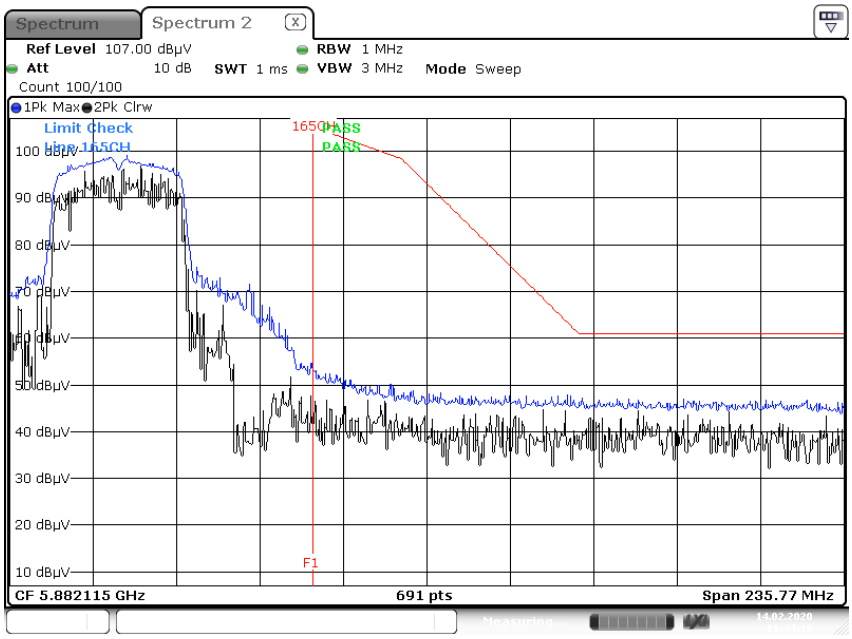

Date: 14.FEB.2020 11:44:09

Peak Reading (802.11ac_VHT80, Ch.155, Y-H)

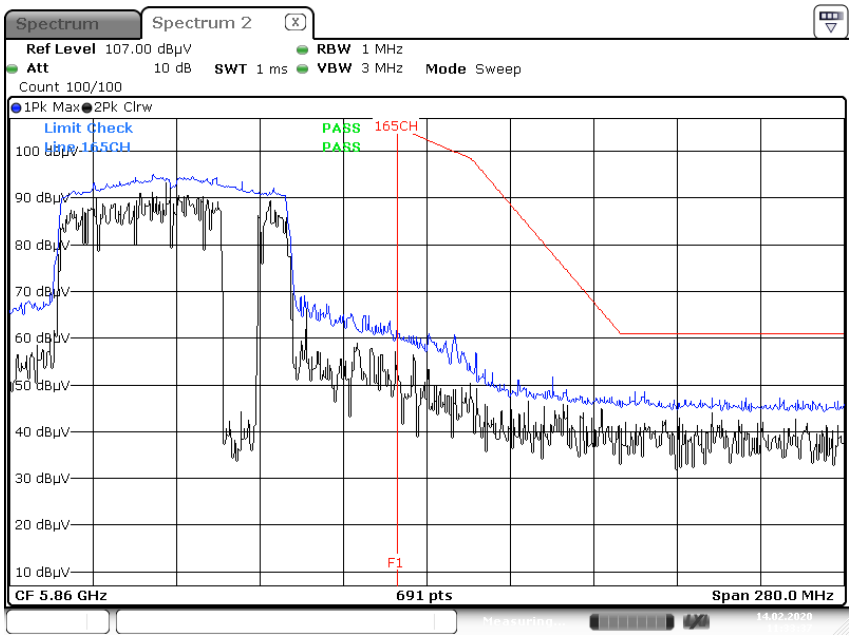

Date: 14.FEB.2020 11:33:37

10.10 POWERLINE CONDUCTED EMISSIONS

Conducted Emissions (Line 1)

Test 1 / 2

HCT TEST Report

Common Information

EUT:	SM-A315G/DSL
Manufacturer:	SAMSUNG
Test Site:	SHIELD ROOM
Operating Conditions:	WLAN 5G_L1

FCC CLASS B_Exten Cable

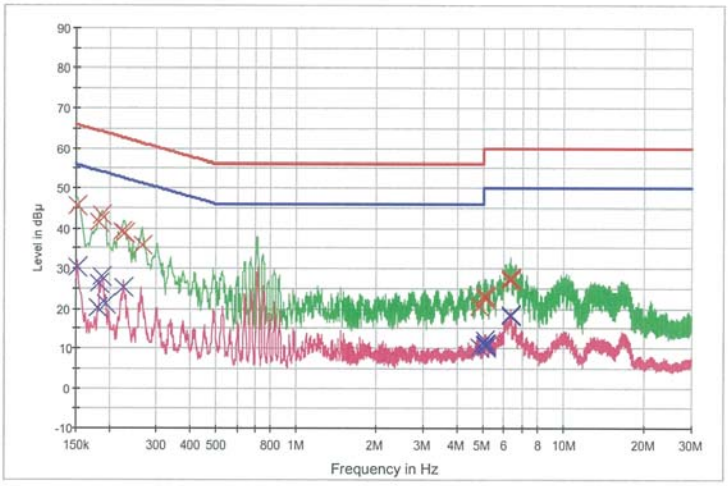

FCC CLASS B_QP
Preview Result 2-AVG
FCC CLASS B_ AV
Final Result 1-QPK
Preview Result 1-PK+
Final Result 2-CAV

Final Result 1

Frequency (MHz)	QuasiPeak (dBuV)	Bandwidth (kHz)	Filter	Line	Corr. (dB)	Margin (dB)	Limit (dBuV)
0.152000	45.6	9.000	Off	L1	9.8	20.3	65.9
0.184000	41.6	9.000	Off	L1	9.8	22.7	64.3
0.188000	43.1	9.000	Off	L1	9.8	21.0	64.1
0.222000	39.2	9.000	Off	L1	9.8	23.5	62.7
0.228000	38.7	9.000	Off	L1	9.8	23.9	62.5
0.266000	35.7	9.000	Off	L1	9.8	25.6	61.2
4.852000	20.4	9.000	Off	L1	10.0	35.6	56.0
5.072000	22.5	9.000	Off	L1	10.0	37.5	60.0
5.096000	23.2	9.000	Off	L1	10.0	36.8	60.0
5.116000	22.8	9.000	Off	L1	10.0	37.2	60.0
5.122000	22.9	9.000	Off	L1	10.0	37.1	60.0
5.148000	22.8	9.000	Off	L1	10.0	37.2	60.0
6.300000	27.7	9.000	Off	L1	10.1	32.3	60.0
6.322000	27.4	9.000	Off	L1	10.1	32.6	60.0
6.338000	27.5	9.000	Off	L1	10.1	32.5	60.0
6.346000	27.4	9.000	Off	L1	10.1	32.6	60.0
6.350000	27.3	9.000	Off	L1	10.1	32.7	60.0
6.356000	26.9	9.000	Off	L1	10.1	33.1	60.0

2020-02-06 오후 3:47:09

Test 2 / 2

Final Result 2

Frequency (MHz)	CAverage (dBuV)	Bandwidth (kHz)	Filter	Line	Corr. (dB)	Margin (dB)	Limit (dBuV)
0.152000	30.3	9.000	Off	L1	9.8	25.6	55.9
0.180000	20.1	9.000	Off	L1	9.8	34.4	54.5
0.184000	26.3	9.000	Off	L1	9.8	28.0	54.3
0.188000	28.1	9.000	Off	L1	9.8	26.1	54.1
0.194000	21.0	9.000	Off	L1	9.8	32.8	53.9
0.226000	25.3	9.000	Off	L1	9.8	27.3	52.6
4.852000	10.5	9.000	Off	L1	10.0	35.5	46.0
5.072000	11.0	9.000	Off	L1	10.0	39.0	50.0
5.086000	10.7	9.000	Off	L1	10.0	39.3	50.0
5.100000	12.0	9.000	Off	L1	10.0	38.0	50.0
5.122000	10.5	9.000	Off	L1	10.0	39.5	50.0
5.132000	10.9	9.000	Off	L1	10.0	39.1	50.0
6.300000	18.5	9.000	Off	L1	10.1	31.5	50.0
6.322000	18.3	9.000	Off	L1	10.1	31.7	50.0
6.338000	18.2	9.000	Off	L1	10.1	31.8	50.0
6.342000	18.2	9.000	Off	L1	10.1	31.8	50.0
6.346000	18.3	9.000	Off	L1	10.1	31.7	50.0
6.356000	18.0	9.000	Off	L1	10.1	32.0	50.0

2020-02-06 오후 3:47:09

Conducted Emissions (Line 2)

Test 1 / 2

HCT TEST Report

Common Information

EUT:	SM-A315G/DSL
Manufacturer:	SAMSUNG
Test Site:	SHIELD ROOM
Operating Conditions:	WLAN 5G_N

FCC CLASS B_Exten Cable

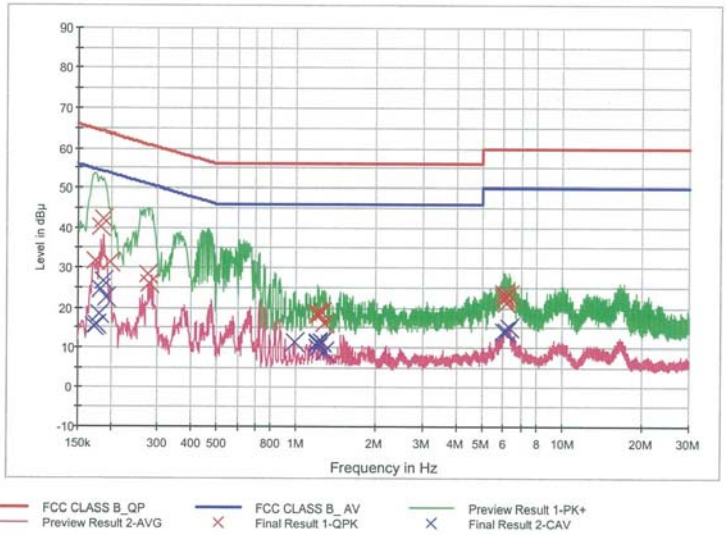

Final Result 1

Frequency (MHz)	QuasiPeak (dBuV)	Bandwidth (kHz)	Filter	Line	Corr. (dB)	Margin (dB)	Limit (dBuV)
0.174000	31.6	9.000	Off	N	9.8	33.1	64.8
0.184000	40.2	9.000	Off	N	9.8	24.1	64.3
0.188000	42.1	9.000	Off	N	9.8	22.1	64.1
0.198000	31.4	9.000	Off	N	9.8	32.3	63.7
0.274000	28.4	9.000	Off	N	9.8	32.6	61.0
0.280000	25.9	9.000	Off	N	9.8	34.9	60.8
1.202000	18.0	9.000	Off	N	9.8	38.0	56.0
1.206000	18.7	9.000	Off	N	9.8	37.3	56.0
1.210000	18.9	9.000	Off	N	9.8	37.1	56.0
1.216000	18.5	9.000	Off	N	9.8	37.5	56.0
1.246000	18.9	9.000	Off	N	9.8	37.1	56.0
1.282000	16.2	9.000	Off	N	9.8	39.8	56.0
6.044000	23.5	9.000	Off	N	10.1	36.5	60.0
6.070000	22.5	9.000	Off	N	10.1	37.5	60.0
6.080000	22.9	9.000	Off	N	10.1	37.1	60.0
6.152000	21.2	9.000	Off	N	10.1	38.8	60.0
6.330000	23.1	9.000	Off	N	10.1	36.9	60.0
6.354000	23.3	9.000	Off	N	10.1	36.7	60.0

2020-02-06 오후 3:38:19

Test

2 / 2

Final Result 2

Frequency (MHz)	CAverage (dBuV)	Bandwidth (kHz)	Filter	Line	Corr. (dB)	Margin (dB)	Limit (dBuV)
0.172000	15.3	9.000	Off	N	9.8	39.6	54.9
0.176000	15.8	9.000	Off	N	9.8	38.8	54.7
0.180000	18.6	9.000	Off	N	9.8	35.9	54.5
0.184000	24.7	9.000	Off	N	9.8	29.6	54.3
0.188000	26.7	9.000	Off	N	9.8	27.4	54.1
0.192000	22.7	9.000	Off	N	9.8	31.3	53.9
0.982000	11.4	9.000	Off	N	9.8	34.6	46.0
1.202000	9.9	9.000	Off	N	9.8	36.1	46.0
1.206000	10.9	9.000	Off	N	9.8	35.1	46.0
1.210000	11.4	9.000	Off	N	9.8	34.6	46.0
1.246000	11.4	9.000	Off	N	9.8	34.6	46.0
1.282000	9.0	9.000	Off	N	9.8	37.0	46.0
6.044000	14.0	9.000	Off	N	10.1	36.0	50.0
6.072000	14.0	9.000	Off	N	10.1	36.0	50.0
6.188000	14.1	9.000	Off	N	10.1	35.9	50.0
6.330000	15.1	9.000	Off	N	10.1	34.9	50.0
6.354000	15.2	9.000	Off	N	10.1	34.8	50.0
6.358000	15.0	9.000	Off	N	10.1	35.0	50.0

2020-02-06

오후 3:38:19

11. LIST OF TEST EQUIPMENT

Conducted Test

Manufacturer	Model / Equipment	Calibration Date	Calibration Interval	Serial No.
Rohde & Schwarz	ENV216 / LISN	09/11/2019	Annual	102245
Rohde & Schwarz	ESCI / Test Receiver	06/18/2019	Annual	100033
ESPAC	SU-642 /Temperature Chamber	03/12/2019	Annual	0093008124
Agilent	N9020A / Signal Analyzer	05/23/2019	Annual	MY51110085
Agilent	N9020A / Signal Analyzer	05/24/2019	Annual	MY52090906
Agilent	N9030A / Signal Analyzer	01/13/2020	Annual	MY49431210
Rohde & Schwarz	OSP 120 / Power Measurement Set	07/24/2019	Annual	101231
Agilent	N1911A / Power Meter	04/10/2019	Annual	MY45100523
Agilent	N1921A / Power Sensor	04/10/2019	Annual	MY52260025
Agilent	87300B / Directional Coupler	11/11/2019	Annual	3116A03621
Hewlett Packard	11667B / Power Splitter	05/24/2019	Annual	05001
Hewlett Packard	E3632A / DC Power Supply	06/18/2019	Annual	KR75303960
Agilent	8493C / Attenuator(10 dB)	07/02/2019	Annual	07560
Rohde & Schwarz	EMC32 / Software	N/A	N/A	N/A
HCT CO., LTD.	FCC WLAN&BT&BLE Conducted Test Software v3.0	N/A	N/A	N/A

Note:

1. Equipment listed above that calibrated during the testing period was set for test after the calibration.
2. Equipment listed above that has a calibration due date during the testing period, the testing is completed before equipment expiration date.

Radiated Test

Manufacturer	Model / Equipment	Calibration Date	Calibration Interval	Serial No.
Innco system	CO3000 / Controller(Antenna mast)	N/A	N/A	CO3000-4p
Innco system	MA4640/800-XP-EP / Antenna Position Tower	N/A	N/A	N/A
Audix	EM1000 / Controller	N/A	N/A	060520
Audix	Turn Table	N/A	N/A	N/A
Rohde & Schwarz	Loop Antenna	04/26/2019	Biennial	1513-175
Schwarzbeck	VULB 9168 / Hybrid Antenna	03/22/2019	Biennial	760
Schwarzbeck	VULB 9160 / TRILOG Antenna	08/09/2018	Biennial	9160-3368
Schwarzbeck	BBHA 9120D / Horn Antenna	04/29/2019	Biennial	9120D-937
Schwarzbeck	BBHA9170 / Horn Antenna(15 GHz ~ 40 GHz)	11/29/2019	Biennial	BBHA9170541
Rohde & Schwarz	FSP(9 kHz ~ 30 GHz) / Spectrum Analyzer	05/09/2019	Annual	100854
Rohde & Schwarz	FSV40-N / Spectrum Analyzer	09/26/2019	Annual	101068-SZ
Agilent	N9020A / Signal Analyzer	05/23/2019	Annual	MY51110085
Wainwright Instruments	WHK3.0/18G-10EF / High Pass Filter	05/23/2019	Annual	8
Wainwright Instruments	WHKX7.0/18G-8SS / High Pass Filter	05/03/2019	Annual	29
Wainwright Instruments	WRCJV2400/2483.5-2370/2520-60/12SS / Band Reject Filter	06/19/2019	Annual	2
Wainwright Instruments	WRCJV5100/5850-40/50-8EEK / Band Reject Filter	02/10/2020	Annual	1
Api tech.	18B-03 / Attenuator (3 dB)	06/04/2019	Annual	1
Agilent	8493C-10 / Attenuator(10 dB)	07/15/2019	Annual	08285
CERNEX	CBLU1183540 / Power Amplifier	07/01/2019	Annual	22964
CERNEX	CBL06185030 / Power Amplifier	07/01/2019	Annual	22965
CERNEX	CBL18265035 / Power Amplifier	12/26/2019	Annual	22966
CERNEX	CBL26405040 / Power Amplifier	06/18/2019	Annual	25956

Note:

1. Equipment listed above that calibrated during the testing period was set for test after the calibration.
2. Equipment listed above that has a calibration due date during the testing period, the testing is completed before equipment expiration date.
3. Especially, all antenna for measurement is calibrated in accordance with the requirements of C63.5(Version : 2017).

12. ANNEX A_ TEST SETUP PHOTO

Please refer to test setup photo file no. as follows;

No.	Description
1	HCT-RF-2002-FC007-P