HCT Co., Ltd.
74, Seoicheon-ro 578beon-gil, Majang-myeon, Icheon-si, Gyeonggi-do, 17383 KOREA
Tel. +82 31 634 6300 Fax. +82 31 645 6401

SAR TEST REPORT

Applicant Name: **SAMSUNG Electronics Co., Ltd.** 129, Samsung-ro, Yeongtong-gu, Suwon-Si, Gyeonggi-do, 16677 Rep. of Korea	**Date of Issue:** Jan. 12, 2022 **Test Report No.:** HCT-SR-2201-FC005-R1 **Test Site: HCT CO., LTD.**

FCC ID: A3LSMA336M

Equipment Type:	**Mobile Phone**
Application Type	**Certification**
FCC Rule Part(s):	**CFR §2.1093**
Model Name:	**SM-A336M/DSN**
Additional Model Name:	**SM-A336M**
Date of Test:	**Dec.01, 2021 ~ Dec. 31, 2021**

This device has been shown to be capable of compliance for localized specific absorption rate (SAR) for uncontrolled environment/general population exposure limits specified in FCC KDB procedures and had been tested in accordance with the measurement procedures specified in FCC KDB procedures.

I attest to the accuracy of data. All measurements reported herein were performed by me or were made under my supervision and are correct to the best of my knowledge and belief. I assume full responsibility for the completeness of these measurements and vouch for the qualifications of all persons taking them.

Tested By	Reviewed By
Jung-Hun, Park Test Engineer SAR Team Certification Division	Yun-jeang, Heo Technical Manager SAR Team Certification Division

This report only responds to the tested sample and may not be reproduced, except in full, without written approval of the HCT Co., Ltd.

REVISION HISTORY

The revision history for this test report is shown in table.

Revision No.	Date of Issue	Description
0	Jan. 06, 2022	Initial Release
1	Jan. 12, 2022	Revised Sec.8,13 and 14

This test results were applied only to the test methods required by the standard.

The above Test Report is not related to the accredited test result by (KS Q) ISO/IEC 17025 and KOLAS(Korea Laboratory Accreditation Scheme), which signed the ILAC-MRA.

Table of Contents

1. Test Regulations **4**
2. Test Location **5**
3. Information of the EUT **5**
4. Device Under Test Description **7**
5. Introduction **22**
6. Description of test equipment **23**
7. SAR Measurement Procedure **24**
8. Description of Test Position **26**
9. RF Exposure Limits **31**
10. FCC SAR General Measurement Procedures **32**
11. Output Power Specifications **39**
12. System Verification **174**
13. SAR Test Data Summary **179**
14. Simultaneous SAR Analysis **203**
15. SAR Measurement Variability and Uncertainty **211**
18. Measurement Uncertainty **212**
19. SAR Test Equipment **213**
20. Conclusion **214**
21. References **215**

Appendix A. DUT Ant. Information & Test SETUP PHOTO
Appendix B. SAR Test Plots
Appendix C. Dipole Verification Plots
Appendix D. SAR Tissue Characterization
Appendix E. SAR System Validation
Appendix F. Probe Calibration Data
Appendix G. Dipole Calibration Data
Appendix H. Power reduction verification
Appendix I.DLCA Power Measurement

1. Test Regulations

The tests documented in this report were performed in accordance with FCC CFR § 2.1093, IEEE 1528-2013, ANSI C63.26-2015 the following FCC Published RF exposure KDB procedures:

- FCC KDB Publication 941225 D01 3G SAR Procedures v03r01
- FCC KDB Publication 941225 D06 Hot Spot SAR v02r01
- FCC KDB Publication 941225 D05 SAR for LTE Devices v02r05
- FCC KDB Publication 941225 D05A LTE Rel.10 KDB Inquiry sheet v01r02
- FCC KDB Publication 248227 D01 802.11 Wi-Fi SAR v02r02
- FCC KDB Publication 447498 D01 General SAR Guidance v06
- FCC KDB Publication 648474 D04 Handset SAR v01r03
- FCC KDB Publication 616217 D04 v01r02 (Proximity Sensor)
- FCC KDB Publication 865664 D01 SAR measurement 100 MHz to 6 GHz v01r04
- FCC KDB Publication 865664 D02 SAR Reporting v01r02
- FCC KDB Publication 690783 D01 SAR Listings on Grants v01r03
- FCC KDB Publication 971168 D01 Power Meas License Digital Systems v03r01

In Addition to the above, the following information was used.

- October 2013 TCB Workshop Notes (GPRS testing criteria)
- October 2014 TCB Workshop Notes (Overlapping LTE Bands)
- April 2015 TCB Workshop Notes (Simultaneous transmission summation clarified)
- October 2016 TCB Workshop Notes (Bluetooth Duty Factor)
- November 2017 TCBC Workshop Notes (LTE Carrier Aggregation)
- April 2018 TCBC Workshop Notes (LTE DL CA SAR Test Exclusion)

2. Test Location

2.1 Test Laboratory

Company Name	HCT Co., Ltd.
Address	74, Seoicheon-ro 578beon-gil, Majang-myeon, Icheon-si,Gyeonggi-do, 17383 KOREA
Telephone	031-645-6300
Fax.	031-645-6401

2.2 Test Facilities

Our laboratories are accredited and approved by the following approval agencies according to ISO/IEC 17025.

Korea	National Radio Research Agency (Designation No. KR0032)
	KOLAS (Testing No. KT197)

3. Information of the EUT

3.1 General Information of the EUT

Model Name	SM-A336M/DSN
Additional Model Name	SM-A336M
Equipment Type	Mobile Phone
FCC ID	A3LSMA336M
Application Type	Certification
Applicant	SAMSUNG Electronics Co., Ltd.

3.2 Attestation of test result of device under test

The Highest Reported SAR						
Band	Tx. Frequency	Equipment Class	Reported SAR (W/kg)			
			1g Head	1g Body-Worn	1g Hotspot	10g Extremity
GSM/GPRS/EDGE 850	824.2 MHz ~ 848.8 MHz	PCE	0.24	0.31	0.47	N/A
GSM/GPRS/EDGE 1900	1 850.2 MHz~ 1 909.8 MHz	PCE	0.33	0.43	1.01	1.77
UMTS Band 5	826.4 MHz~ 846.6 MHz	PCE	0.23	0.30	0.50	N/A
UMTS Band 4	1 712.4 MHz~ 1 752.6 MHz	PCE	<0.10	0.47	0.67	1.92
UMTS Band 2	1 852.4 MHz~ 1 907.6 MHz	PCE	0.12	0.45	0.67	2.60
LTE Band 2 (PCS)	1 850.7 MHz~ 1 909.3 MHz	PCE	0.56	0.36	0.80	1.84
LTE Band 4 (AWS)	1 710.7 MHz~ 1 754.3 MHz	PCE	N/A	N/A	N/A	N/A
LTE Band 5 (Cell)	824.7 MHz~ 848.3 MHz	PCE	0.24	0.31	0.50	N/A
LTE Band 12	699.7 MHz~ 715.3 MHz	PCE	0.17	0.26	0.27	N/A
LTE Band 13	779.5 MHz ~ 784.5 MHz	PCE	0.21	0.34	0.36	N/A
LTE Band 17	706.5 MHz~ 713.5 MHz	PCE	N/A	N/A	N/A	N/A
LTE Band 26(Cell)	814.7 MHz~ 848.3 MHz	PCE	0.26	0.34	0.44	N/A
LTE TDD Band 41	2 498.5 MHz ~ 2 687.5 MHz	PCE	0.23	0.21	0.57	N/A
LTE Band 66 (AWS)	1 710.7 MHz ~ 1 779.3 MHz	PCE	0.73	0.40	0.69	N/A
NR Band n5	826.5 MHz ~ 846.5 MHz	PCE	0.17	0.24	0.37	N/A
NR Band n66	1 712.5 MHz ~ 1 777.5 MHz	PCE	0.65	0.30	0.40	N/A
802.11b	2 412 MHz ~ 2 472 MHz	DTS	0.71	0.14	0.46	N/A
U-NII-1	5 180 MHz~ 5 240 MHz	NII	N/A	N/A	N/A	N/A
U-NII-2A	5 260 MHz~ 5 320 MHz	NII	0.31	<0.10	N/A	0.82
U-NII-2C	5 500 MHz~ 5 720 MHz	NII	0.36	<0.10	N/A	1.61
U-NII-3	5 745 MHz~ 5 825 MHz	NII	0.39	0.29	0.72	N/A
Bluetooth	2 402 MHz~ 2 480 MHz	DSS	0.15	0.13	0.34	N/A
Simultaneous SAR per KDB 690783 D01v01r03			1.56	1.07	1.47	2.60
Date(s) of Tests:	Dec. 01, 2021 ~ Dec. 31, 2021					

4. Device Under Test Description

4.1 DUT specification

Device Wireless specification overview		
Band & Mode	**Operating Mode**	**Tx Frequency**
GSM850	Voice / Data	824.2 MHz~ 848.8 MHz
GSM1900	Voice / Data	1 850.2 MHz~ 1 909.8 MHz
UMTS Band 5	Voice / Data	826.4 MHz~ 846.6 MHz
UMTS Band 4	Voice / Data	1 712.4 MHz~ 1 752.6 MHz
UMTS Band 2	Voice / Data	1 852.4 MHz~ 1 907.6 MHz
LTE Band 2 (PCS)	Voice / Data	1 850.7 MHz~ 1 909.3 MHz
LTE Band 4 (AWS)	Voice / Data	1 710.7 MHz~ 1 754.3 MHz
LTE Band 5 (Cell)	Voice / Data	824.7 MHz~ 848.3 MHz
LTE Band 12	Voice / Data	699.7 MHz~ 715.3 MHz
LTE Band 13	Voice / Data	779.5 MHz ~ 784.5 MHz
LTE Band 17	Voice / Data	706.5 MHz~ 713.5 MHz
LTE Band 26	Voice / Data	814.7 MHz~ 848.3 MHz
LTE TDD Band 41	Voice / Data	2 498.5 MHz ~ 2 687.5 MHz
LTE Band 66 (AWS)	Voice / Data	1 710.7 MHz ~ 1 779.3 MHz
NR Band n5	Data	826.5 MHz ~ 846.5 MHz
NR Band n66	Data	1 712.5 MHz ~ 1 777.5 MHz
U-NII-1	Voice / Data	5 180 MHz ~ 5 240 MHz
U-NII-2A	Voice / Data	5 260 MHz ~ 5 320 MHz
U-NII-2C	Voice / Data	5 500 MHz ~ 5 720 MHz
U-NII-3	Voice / Data	5 745 MHz ~ 5 825 MHz
2.4 GHz WLAN	Voice / Data	2 412 MHz ~ 2 472 MHz
Bluetooth / LE 5.1	Data	2 402 MHz ~ 2 480 MHz
NFC	Data	13.56 MHz

Device Description		
	Mode	**Serial Number**
Device Serial Numbers	GSM850 / GSM1900 / GSM1900 Phablet UMTS B2 / UMTS B2 Phablet UMTS B4 / UMTS B4 Phablet UMTS B5 / LTE B2 / LTE B2 Phablet / LTE B5 LTE B12 / LTE B13 / LTE B41 LTE B26 / LTE B66	UKB1379M
	LTE B2 Upper / LTE 66 Upper	UKB 1390M
	NR n5 / NR n66	UKB 1383M
	2.4GHz WLAN / 5GHz WLAN/ Bluetooth	ULE0910M
	The manufacturer has confirmed that the devices tested have the same physical, mechanical and thermal characteristics are within operational tolerances expected for production units.	

4.2 Power Reduction for SAR

This device utilizes power reduction mechanisms for some wireless modes and bands for SAR compliance under hotspot conditions and under some conditions when the device is being used in close proximity to the user's hand. All hotspot SAR evaluations for this device were performed at the maximum allowed output power when Hotspot is enabled. FCC KDB Publication 616217 D04v01r02 Sec.6 was used as a guideline for selection SAR test distances for device when being used in phablet use conditions.

This device uses an independent fixed level power reduction mechanism for WLAN operations when during all voice or VoIP held to ear scenarios. Per FCC Guidance, the held-to-ear exposure conditions were evaluated at reduced power according to the head SAR positions described in IEEE 1528-2013.
Detailed descriptions of the power reduction mechanism are included in the operational description.

The reduced powers for the power reduction mechanisms were conformed via conducted power measurements at the RF Port

4.3 Nominal and Maximum Output Power Specifications

This device operates using the following maximum output power specifications. SAR values were scaled to the maximum allowed power to determine compliance per KDB publication 447498 D01v06.

4.3.1 2G/3G/4G/5G Nominal and Maximum Output Power

(tolerance : -1.5 dB ~ +1.0 dB)

A. GSM Modes

Mode / Band		Voice	Burst Average GMSK (dBm)				Burst Average 8-PSK (dBm)			
		1 Tx Slot	1 Tx Slot	2 Tx Slot	3 Tx Slot	4 Tx Slot	1 Tx Slot	2 Tx Slot	3 Tx Slot	4 Tx Slot
GSM/GPRS/EDGE 850	Maximum	33.5	33.5	31.0	29.5	28.0	27.0	26.0	24.0	23.0
	Nominal	32.5	32.5	30.0	28.5	27.0	26.0	25.0	23.0	22.0
GSM/GPRS/EDGE1900	Maximum	31.5	31.5	28.0	26.5	25.5	27.0	25.5	23.0	22.0
	Nominal	30.5	30.5	27.0	25.5	24.5	26.0	24.5	22.0	21.0

B. UMTS Modes

Mode/ Band		ModulatedAverage(dBm)			
		3GPPUMTS	3GPPHSDPA	3GPPHSUPA	DC-HSDPA
UMTS Band 5 (850 ㎒)	Maximum	25.0	24.5	24.5	24.5
	Nominal	24.0	23.5	23.5	23.5
UMTS Band 4 (1700 ㎒)	Maximum	24.0	23.5	23.5	23.5
	Nominal	23.0	22.5	22.5	22.5
UMTS Band 2 (1900 ㎒)	Maximum	24.0	23.5	23.5	23.5
	Nominal	23.0	22.5	22.5	22.5

C. LTE Modes

Mode / Band		Modulated Average (dBm)
		Max
LTE Band 2 (PCS)	Maximum	24.5
	Nominal	23.5
LTE Band 4 (AWS)	Maximum	24.5
	Nominal	23.5
LTE Band 5 (Cell)	Maximum	25.0
	Nominal	24.0
LTE Band 12	Maximum	25.0
	Nominal	24.0
LTE Band 13	Maximum	25.0
	Nominal	24.0
LTE Band 17	Maximum	25.0
	Nominal	24.0
LTE Band 26(Cell)	Maximum	25.0
	Nominal	24.0
LTE TDD Band 41	Maximum	25.0
	Nominal	24.0
LTEBand 66 (AWS)	Maximum	24.5
	Nominal	23.5
LTE Band 2 Upper Ant (PCS)	Maximum	22.0
	Nominal	21.0
LTEBand 66 Upper Ant (AWS)	Maximum	23.0
	Nominal	22.0

D. 5G NR SUB 6

Mode / Band		Modulated Average (dBm)
		Max
NR Band n5	Maximum	25.0
	Nominal	24.0
NR Band n66	Maximum	23.5
	Nominal	22.5

4.3.2 Reduced PCE Power(Hotspot Mode / Grip Sensor on/ Earjack Insert Mode)

A. GSM Modes

Mode / Band		Voice	Burst Average GMSK (dBm)				Burst Average 8-PSK (dBm)			
		1 Tx Slot	1 Tx Slot	2 Tx Slot	3 Tx Slot	4 Tx Slot	1 Tx Slot	2 Tx Slot	3 Tx Slot	4 Tx Slot
GSM/GPRS/EDGE1900 Hotspot Mode	Maximum	30.0	30.0	26.5	25.0	24.0	27.0	25.5	23.0	22.0
	Nominal	29.0	29.0	25.5	24.0	23.0	26.0	24.5	22.0	21.0
GSM/GPRS/EDGE1900 Grip Sensor on/ Earjack Insert Mode	Maximum	30.0	30.0	26.5	25.0	24.0	27.0	25.5	23.0	22.0
	Nominal	29.0	29.0	25.5	24.0	23.0	26.0	24.5	22.0	21.0

B. UMTS Modes

Mode/ Band		ModulatedAverage(dBm)			
		3GPPUMTS	3GPPHSDPA	3GPPHSUPA	DC-HSDPA
UMTS Band 4 (1700 MHz) Hotspot Mode	Maximum	21.0	20.5	20.5	20.5
	Nominal	20.0	19.5	19.5	19.5
UMTS Band 2 (1900 MHz) Hotspot Mode	Maximum	21.0	20.5	20.5	20.5
	Nominal	20.0	19.5	19.5	19.5
UMTS Band 4 (1700 MHz) Grip Sensor on / Earjack Insert Mode	Maximum	21.0	20.5	20.5	20.5
	Nominal	20.0	19.5	19.5	19.5
UMTS Band 2 (1900 MHz) Grip Sensor on / Earjack Insert Mode	Maximum	21.0	20.5	20.5	20.5
	Nominal	20.0	19.5	19.5	19.5

C. LTE Modes

Mode / Band		**Modulated Average (dBm)**	
		Hotspot Mode	Grip Sensor on Earjack Insert Mode
LTE Band 2	Maximum	21.0	21.0
	Nominal	20.0	20.0
LTE Band 4	Maximum	21.0	21.0
	Nominal	20.0	20.0
LTEBand 66 (AWS)	Maximum	21.0	21.0
	Nominal	20.0	20.0

D. LTE Upper Ant

Mode / Band		**Modulated Average (dBm)**		
		Hotspot Mode	Earjack Insert Mode	RCV on Mode
LTE Band 2 Upper Ant (PCS)	Maximum	19.5	19.5	17.0
	Nominal	18.5	18.5	16.0
LTEBand 66 Upper Ant (AWS)	Maximum	19.5	19.5	19.5
	Nominal	18.5	18.5	18.5

E. 5G NR SUB 6

Mode / Band		**Modulated Average (dBm)**		
		Hotspot Mode	Grip Sensor on / Earjack Mode	RCV on Mode
NR Band n66	Maximum	20.0	20.0	19.0
	Nominal	19.0	19.0	18.0

4.3.3 Maximum 2.4 GHz, 5 GHz WIFI output power

Mode	Band	IEEE 802.11 (in dBm)								
		a		b	g	n		ac		
2.4 GHz WIFI	2.45 GHz			18.5 12ch :15 13ch : 6	6-18M :17 24-54M :16 12ch :15 13ch :5	MCS0-3 :17 MCS 4-7 :16 12ch :15 13ch :4				
5 GHz Data Rate		6-36M	48-54M			MCS0-4	MCS5-7	MCS0-4	MCS5-7	MCS8-9
5 GHz WIFI (20MHz BW)	5200 MHz	16	15			16	15	16	15	14
	5300 MHz	16 60,64ch :15	15 60,64ch :14			16 60,64ch : 15	15 60,64ch :14	16 60,64ch :15	15 60,64ch :14	14 60,64ch :13
	5500 MHz	16 100ch :13 120,144ch :14	15 100ch : 12 120,144ch :13			16 100ch : 12 120,144ch : 14	15 100ch :11 120,144ch :13	16 100ch :12 120,144ch :14	15 100ch :11 120,144ch :13	14 100ch :10 120,144ch :12
	5800 MHz	16 149ch : 13 157ch : 14 165ch : 15	15 149ch :12 157ch :13 165ch :14			16 149,157ch : 14 165ch :15	15 149,157ch :13 165ch :14	16 149ch :13 157ch :14 165ch :15	15 149ch :12 157ch :13 165ch :14	14 149ch :11 157ch :12 165ch :13
5 GHz WIFI (40MHz BW)	5200 MHz					14 38ch :11	13 38ch :10	14 38ch :11	13 38ch :10	12 38ch :9
	5300 MHz					14 62ch :8	13 62ch :7	14 62ch :7	13 62ch :6	12 62ch :5
	5500 MHz					14 102ch :10	13 102ch :9	14 102ch :10	13 102ch :9	12 102ch :8
	5800 MHz					14	13	17 159ch :13	16 159ch :12	15 159ch :11
5 GHz WIFI (80MHz BW)	5200 MHz							8	7	6
	5300 MHz							6	5	4
	5500 MHz							12 106ch :8	11 106ch :7	10 106ch :6
	5800 MHz							11	10	9

(Tolerance: -1.5dB ~ 1dB)

4.3.4 Reduced 2.4 GHz, 5 GHz WIFI output power

Mode	Band	IEEE 802.11 (in dBm)							
		a	b	g	n		ac		
2.4 GHz WIFI	2.45 GHz		15 13ch 6	15 13ch 5	15 13ch 4				
5 GHz Data Rate		6-54M			MCS0-4	MCS5-7	MCS0-4	MCS5-7	MCS8-9
5 GHz WIFI (20MHz BW)	5200 MHz	12			12	12	12	12	12
	5300 MHz	12			12	12	12	12	12
	5500 MHz	12			12	12 100ch :11	12	12 100ch :11	12 100ch :10
	5800 MHz	12			12	12	12	12	12 149ch :11
5 GHz WIFI (40MHz BW)	5200 MHz				12 38ch :11	12 38ch :10	12 38ch :11	12 38ch :10	12 38ch :9
	5300 MHz				12 62ch :8	12 62ch :7	12 62ch :7	12 62ch :6	12 62ch :5
	5500 MHz				12 102ch :10	12 102ch :9	12 102ch :9	12 102ch :8	12 102ch :7
	5800 MHz				12	12	12	12	12 159ch :11
5 GHz WIFI (80MHz BW)	5200 MHz						8	7	6
	5300 MHz						6	5	4
	5500 MHz						12 106ch :8	11 106ch :7	10 106ch :6
	5800 MHz						11	10	9

(Tolerance: -1.5dB ~ 1dB)

4.3.5 Maximum Bluetooth Power

Mode / Band			Modulated Average (dBm)
Bluetooth (BR)		Maximum	16.0
		Nominal	15.0
Bluetooth (EDR)		Maximum	11.0
		Nominal	10.0
Bluetooth LE	HPM	Maximum	16.0
		Nominal	15.0
	NPM	Maximum	6.5
		Nominal	5.5

4.3.6 Reduced Bluetooth Power

Mode / Band			Modulated Average (dBm)
Bluetooth (BR)		Maximum	13.0
		Nominal	12.0
Bluetooth (EDR)		Maximum	9.0
		Nominal	8.0
Bluetooth LE	HPM	Maximum	13.0
		Nominal	12.0
	NPM	Maximum	6.5
		Nominal	5.5

4.4 LTE Information

Item.		Description
Frequency Range	LTE Band 2 (PCS)	1 850.7 MHz~ 1 909.3 MHz
	LTE Band 4 (AWS)	1 710.7 MHz~ 1 754.3 MHz
	LTE Band 5 (Cell)	824.7 MHz~ 848.3 MHz
	LTE Band 12	699.7 MHz~ 715.3 MHz
	LTE Band 13	779.5 MHz ~ 784.5 MHz
	LTE Band 17	706.5 MHz~ 713.5 MHz
	LTE Band 26 (Cell)	814.7 MHz~ 848.3 MHz
	LTE TDD Band 41	2 498.5 MHz ~ 2 687.5 MHz
	LTE Band 66 (AWS)	1 710.7 MHz ~ 1 779.3 MHz
Channel Bandwidths	LTE Band 2 (PCS)	1.4 MHz, 3 MHz, 5 MHz, 10 MHz, 15 MHz, 20 MHz
	LTE Band 4 (AWS)	1.4 MHz, 3 MHz, 5 MHz, 10 MHz, 15 MHz, 20 MHz
	LTE Band 5 (Cell)	1.4 MHz, 3 MHz, 5 MHz, 10 MHz
	LTE Band 12	1.4 MHz, 3 MHz, 5 MHz, 10 MHz
	LTE Band 13	5 MHz, 10 MHz
	LTE Band 17	5 MHz, 10 MHz
	LTE Band 26 (Cell)	1.4 MHz, 3 MHz, 5 MHz, 10 MHz, 15 MHz
	LTE TDD Band 41	5 MHz, 10 MHz, 15 MHz, 20 MHz
	LTE Band 66 (AWS)	1.4 MHz, 3 MHz, 5 MHz, 10 MHz, 15 MHz, 20 MHz

Ch. No.& Freq.(MHz)		Low	Mid	High
LTE Band 2 (PCS)	1.4 MHz	1 850.7 (18607)	1 880.0 (18900)	1 909.3 (19193)
	3 MHz	1 851.5 (18615)	1 880.0 (18900)	1 908.5 (19185)
	5 MHz	1 852.5 (18625)	1 880.0 (18900)	1 907.5 (19175)
	10 MHz	1 855.0 (18650)	1 880.0 (18900)	1 905.0 (19150)
	15 MHz	1 857.5 (18675)	1 880.0 (18900)	1 902.5 (19125)
	20 MHz	1 860.0 (18700)	1 880.0 (18900)	1 900.0 (19100)
LTE Band 4 (AWS)	1.4 MHz	1 710.7 (19957)	1 732.5 (20175)	1 754.3 (20393)
	3 MHz	1 711.5 (19965)	1 732.5 (20175)	1 753.5 (20385)
	5 MHz	1 712.5 (19975)	1 732.5 (20175)	1 752.5 (20375)
	10 MHz	1 715.0 (20000)	1 732.5 (20175)	1 750.0 (20350)
	15 MHz	1 717.5 (20025)	1 732.5 (20175)	1 747.5 (20325)
	20 MHz	1 720 (20050)	1 732.5 (20175)	1 745 (20300)
LTE Band 5 (Cell)	1.4 MHz	824.7 (20407)	836.5 (20525)	848.3 (20643)
	3 MHz	825.5 (20415)	836.5 (20525)	847.5 (20635)
	5 MHz	826.5 (20425)	836.5 (20525)	846.5 (20625)
	10 MHz		836.5 (20525)	
LTE Band 12	1.4 MHz	699.7 (23017)	707.5 (23095)	715.3 (23173)
	3 MHz	700.5 (23025)	707.5 (23095)	714.5 (23165)
	5 MHz	701.5 (23035)	707.5 (23095)	713.5 (23155)
	10 MHz		707.5 (23095)	
LTE Band 13	5 MHz	779.5 (23205)	782 (23230)	784.5 (23255)
	10 MHz		782 (23230)	
LTE Band 17	5 MHz		710.0(23790)	
	10 MHz		710.0(23790)	
LTE Band 26 (Cell)	1.4 MHz	814.7 (26697)	831.5 (26865)	848.3 (27033)
	3 MHz	815.5 (26705)	831.5 (26865)	847.5 (27025)
	5 MHz	816.5 (26715)	831.5 (26865)	846.5 (27015)
	10 MHz	819.0 (26740)	831.5 (26865)	844.0 (26990)
	15 MHz		831.5 (26865)	

Ch. No.& Freq.(MHz)		Low	Mid	High
LTE Band 66 (AWS)	1.4 MHz	1 710.7 (131979)	1 745 (132322)	1 779.3 (132665)
	3 MHz	1 711.5 (131987)	1 745 (132322)	1 778.5 (132657)
	5 MHz	1 712.5 (131997)	1 745 (132322)	1 777.5 (132647)
	10 MHz	1 715.0 (132022)	1 745 (132322)	1 775.0 (132622)
	15 MHz	1 717.5 (132047)	1 745 (132322)	1 772.5 (132597)
	20 MHz	1 720.0 (132072)	1 745 (132322)	1 770.0 (132572)

LTE TDD Band 41	5 MHz	2506.0(39750)	2549.5(40185)	2593.0(40620)	2636.5(41055)	2680.0(41490)
	10 MHz	2506.0(39750)	2549.5(40185)	2593.0(40620)	2636.5(41055)	2680.0(41490)
	15 MHz	2506.0(39750)	2549.5(40185)	2593.0(40620)	2636.5(41055)	2680.0(41490)
	20 MHz	2506.0(39750)	2549.5(40185)	2593.0(40620)	2636.5(41055)	2680.0(41490)

UE Category	LTE Rel. 14, UE Cat. 12 DL: Category 18, UL: Category 18
Modulations Supported in UL	QPSK, 16QAM, 64QAM, 256 QAM
LTE MPR Permanently implemented per 3GPP TS 36.101 section 6.2.3	Yes
A-MPR disabled for SAR Testing.	Yes
LTE Carrier Aggregation	This device supports Inter-band & Intra-band DL DL-link Carrier aggregations only. Detaled information of Down-Link CA are included in the Appendix.I and Technical Description document.
LTE Release information	This device does not support full CA features on 3GPP Release 15. It supports carrier aggregation, downlink MIMO. All other uplink communications are identical to te release 8 specifications. The following LTE Release 15 Features are not supported: Relay, Hetnet, Enhanced elCI, MDH, cross-carrier Scheduling, Enhanced SC-FDMA.

Ch. No.& Freq.(MHz)		Low / Low-Mid	Mid	Mid-High / High
NR Band n5 (Cell)	5 MHz	826.5 (165300)	836.5 (167300)	846.5 (169300)
	10 MHz	829 (165800)	836.5 (167300)	844 (168800)
	15 MHz	831.5 (166300)	836.5 (167300)	841.5 (168300)
	20 MHz	834 (166800)	836.5 (167300)	839 (167800)
NR Band n66(AWS)	5 MHz	1712.5 (342500)	1745 (349000)	1777.5 (355500)
	10 MHz	1715 (343000)	1745 (349000)	1775 (355000)
	15 MHz	1717.5 (343500)	1745 (349000)	1772.5 (354500)
	20 MHz	1720 (344000)	1745 (349000)	1770 (354000)
	25 MHz	1722.5 (344500)	1745 (349000)	1767.5 (353500)
	30 MHz		1745 (349000)	
	40 MHz		1745 (349000)	

Item.	Description
NR Band n5/n66 SCS	15 kHz
3GPP Rel.	LTE Rel.14, UE Cat. 12 DL Cat.18, UL Cat.18
A-MPR disabled for SAR Testing.	Yes
5G NR UL/DL FR1	CP-OFDM: QPSK, 16QAM, 64QAM, 256QAM DFT-s-OFDM: π/2-BPSK(UL Only), QPSK, 16QAM, 64QAM, 256QAM
Non-Standalone & StandAlone are supported. More detailed specifications of the 5G NR bands are contained in the Technical description document.	
EN-C Carrier Aggregation Possible Combinations	The technical description includes all the possible carrier aggregation combinations
LTE Anchor Bands for NR Band n5	LTE B2/B66
LTE Anchor Bands for NR Band n 66	LTE B2/B5/B12/B13

4.5 DUT Antenna Locations

The overall dimensions of this device are > 9 X 5 cm. A diagram showing device antenna can be found in SAR_setup_photos. Since the diagonal dimension of this device is > 160 mm and < 200 mm, it is considered a "phablet".

This model allows users to exchange data or media files with other Bluetooth enabled devices using Bluetooth, which means they can connect to other Bluetooth enabled devices via Bluetooth tethering. Therefore, SAR test was performed for additional simultaneous transmissions.
Head and Bluetooth Tethering SAR were evaluated for BT BR tethering applications.

Antenna	Mode	Rear	Front	Left	Right	Bottom	Top
Main 1	GSM/GPRS/EDGE 850	Yes	Yes	Yes	Yes	Yes	No
Main 1	GSM/GPRS/EDGE 1900	Yes	Yes	Yes	Yes	Yes	No
Main 1	UMTS Band 5	Yes	Yes	Yes	Yes	Yes	No
Main 1	UMTS Band 4	Yes	Yes	Yes	Yes	Yes	No
Main 1	UMTS Band 2	Yes	Yes	Yes	Yes	Yes	No
Main 1	LTE Band 2 (PCS)	Yes	Yes	Yes	Yes	Yes	No
Main 1	LTE Band 4 (AWS)	Yes	Yes	Yes	Yes	Yes	No
Main 1	LTE Band 5 (Cell)	Yes	Yes	Yes	Yes	Yes	No
Main 1	LTE Band 12	Yes	Yes	Yes	Yes	Yes	No
Main 1	LTE Band 13	Yes	Yes	Yes	Yes	Yes	No
Main 1	LTE Band 17	Yes	Yes	Yes	Yes	Yes	No
Main 1	LTE Band 26 (Cell)	Yes	Yes	Yes	Yes	Yes	No
Main 2	LTE TDD Band 41	Yes	Yes	Yes	No	Yes	No
Main 1	LTE Band 66 (AWS)	Yes	Yes	Yes	Yes	Yes	No
Main 1	NR Band n5	Yes	Yes	Yes	Yes	Yes	No
Main 1	NR Band n66	Yes	Yes	Yes	Yes	Yes	No
Sub 2	LTE Band 2 (PCS)	Yes	Yes	Yes	No	No	Yes
Sub 2	LTE Band 66 (AWS)	Yes	Yes	Yes	No	No	Yes
Sub 2	NR Band n66	Yes	Yes	Yes	No	No	Yes
Sub5	2.4 GHz WLAN	Yes	Yes	Yes	No	No	Yes
Sub3	5 GHz WLAN	Yes	Yes	Yes	No	No	Yes
Sub5	Bluetooth	Yes	Yes	Yes	No	No	Yes

Particular EUT edges were not required to be evaluated for Bluetooth Tethering and Hotspot SAR if the edges were > 25 mm from the transmitting antenna according to FCC KDB 941225 D06v02r01 on page 2.
The distance between the transmit antennas and the edges of the device are included in the filing.
- Note: All test configurations are based on front view position.

4.6 Near Field Communications (NFC) Antenna

This EUT has NFC operations. The NFC antenna is integrated into the device for this model. Therefore, all SAR tests were performed with the device which already incorporates the NFC antenna. A diagram showing the location of the NFC antenna can be found in SAR _ Setup_ photos.

4.7 SAR Summation Scenario

According to FCC KDB 447498 D01v06, transmitters are considered to be transmitting simultaneously when there is overlapping transmission, with the exception of transmissions during network hand-offs with maximum hand-off duration less than 30 seconds. Possible transmission paths for the EUT are shown below paths and are mode in same rectangle to indicate communication modes which share the same path. Modes which share the same transmission path cannot transmit simultaneously with one another.
This device contains multiple transmitters that may operate simultaneously, and therefore requires a simultaneous transmission analysis according to FCC KDB 447498 D01v06.

Simultaneous Transmission Scenarios				
Applicable Combination	Head	Body-Worn	Hotspot	Extremity
GSM Voice + 2.4 GHz WiFi	Yes	Yes	N/A	Yes
GSM Voice + 5 GHz WiFi	Yes	Yes	N/A	Yes
GSM Voice + Bluetooth	Yes^	Yes	N/A	Yes
GSM Voice + 5 GHz WiFi + Bluetooth	Yes^	Yes	N/A	Yes
GSMGPRS/EDGE + 2.4 GHz WiFi	Yes*	Yes	Yes	Yes
GSMGPRS/EDGE + 5 GHz WiFi	Yes*	Yes	Yes	Yes
GSMGPRS/EDGE + Bluetooth	Yes*^	Yes	Yes^	Yes
GSMGPRS/EDGE + 5 GHz WiFi + Bluetooth	Yes*^	Yes	Yes^	Yes
UMTS + 2.4 GHz WiFi	Yes	Yes	Yes	Yes
UMTS + 5 GHz WiFi	Yes	Yes	Yes	Yes
UMTS + Bluetooth	Yes^	Yes	Yes^	Yes
UMTS + 5 GHz WiFi + Bluetooth	Yes^	Yes	Yes^	Yes
LTE + 2.4 GHz WiFi	Yes*	Yes	Yes	Yes
LTE + 5 GHz WiFi	Yes*	Yes	Yes	Yes
LTE+ Bluetooth	Yes^	Yes	Yes^	Yes
LTE + 5 GHz WiFi + Bluetooth	Yes^	Yes	Yes^	Yes
LTE+ 5GNR	Yes	Yes	N/A	Yes
LTE+ 5GNR + 2.4 GHz WiFi	Yes*	Yes	Yes	Yes
LTE+ 5GNR + 5 GHz WiFi	Yes*	Yes	Yes	Yes
LTE+ 5GNR+ Bluetooth	Yes^	Yes	Yes^	Yes
LTE+ 5GNR + 5 GHz WiFi + Bluetooth	Yes^	Yes	Yes^	Yes
5GNR + 2.4 GHz WiFi	Yes*	Yes	Yes	Yes
5GNR + 5 GHz WiFi	Yes*	Yes	Yes	Yes
5GNR+ Bluetooth	Yes*^	Yes	Yes^	Yes
5GNR + 5 GHz WiFi + Bluetooth	Yes*^	Yes	Yes^	Yes

Note:
1. Bluetooth cannot transmit simultaneously with 2.4GHz WLAN.
2. 5GHz WLAN can transmit simultaneously with Bluetooth
3. UMTS +WLAN scenario also represents the UMTS Voice/DATA + WLAN hotspot scenario.
4. VoIP is supported in GPRS/EDGE.
5. The highest reported SAR for each exposure condition is used for SAR summation purpose.
6. Wi-Fi Hotspot is supported for 2.4 GHz/ UNII-3 of 5 GHz WLAN.
7. Per the manufacture, WIFI Direct is not expected to be used in conjunction with a held to ear or body-worn accessory voice call. Therefore, there are no simultaneous transmission scenarios involving WIFI direct beyond that listed in the above table
8. This device supports Bluetooth tethering. ^ BluetoothTetheringis considered.
9. * Pre-installed VOIP applications areconsidered.
10. This device supports VoLTE/ VoWiFi.
11. LTE + 5G NR FR1 Scenarios are LTE Anchor Bands, LTE Band 2/5/12/13/66.
12. NR implementation supports SA and NAS mode. SAR test for NR bands and LTE Anchors bands were performed separately due to limitations in SAR Probe calibration factors. In EN-DC mode, NR operates with the LTE bands shown in the NR FR1 checklist acting as anchor band.

4.8 SAR Test Considerations

4.9.1 WiFi

4.8.1 WiFi

Since wireless router operations are not allowed by the chipset firmware using U-NII-1, U-NII-2A & U-NII-2C WiFi, WiFi Hotspot SAR test and combinations are considered only 2.4 GHz and U-NII-3 for SAR with respected to wireless router configurations according to FCC KDB 941225 D06v02r01.

Since U-NII-1 and U-NII-2A bands have the same maximum output power and the highest reported SAR for U-NII-2A is less than 1.2 W/kg for 1g SAR and is less than 3.0 W/kg for 10g SAR, SAR is not required for U-NII-1 band according to FCC KDB 248227D01v02r02.
This device supports IEEE 802.11 ac with the following features:

a) Up to 80 MHz Bandwidth only
b) No aggregate channel configurations
c) 1Tx Antenna output
d) 256 QAM is supported
e) TDWR and Band gap channels are supported.
f) Straddle channels are supported.

Per FCC KDB Publication 648474 D04v01r03, this device is considered a "phablet" since the diagonal dimension is greater than 160mm and less than 200mm. Phablet SAR tests are required when wireless router mode does not apply or if wireless router 1g SAR > 1.2 W/kg. Because wireless router operations are not supported for U-NII-1, U-NII-2A & U-NII-2C WLAN, phablet SAR tests were performed. Phablet SAR was not evaluated for 2.4 GHz WIFI, 2.4 GHz Bluetooth, and U-NII-3 WLAN operations since wireless router 1g SAR was < 1.2 W/kg.

4.8.2Licensed Transmitter(s)

GSM/GPRS/EDGE DTM is not supported for US Bands. Therefore, the GSM Voice modes in this report do not transmit simultaneously with GPRS/EDGE Data.

LTE SAR for the higher modulations and lower Bandwidths were not tested since the maximum average output power of all required channels and configurations was not more than 0.5 dB higher than the highest Bandwidth; and the reported LTE SAR for the highest Bandwidth was less than 1.45 W/kg for all configurations according to FCC KDB 941225 D05v02r05.

Per FCC KDB 648474 D04v01r03, this device is considered a “Phablet” since the diagonal dimension is greater than 160 mm and less than 200 mm. Therefore, extremity SAR tests are required when wireless router mode does not apply or if wireless router 1g SAR >1.2 W/kg. When hotspot mode applies, 10g SAR required only for the surfaces and edges with hotspot mode scaled to the maximum output power (including tolerance) is 1g SAR > 1.2 W/kg.

This Device supports 64QAM and 256QAM on the uplink and 256QAM on the downlink for LTE Operations. Conducted powers for 64QAM and 256QAM uplink configurations were measured per section 5.1 of FCC KDB 941225 D05v02r05. SAR was not required for 64QAM or 256QAM since the highest maximum output power for 64QAM and 256QAM is ≤ 0.5dB higher than the same configuration in QPSK and the reported SAR for QPSK configuration is ≤1.45 W/Kg, per section 5.2.4 for FCC KDB941225 D05v02r05.

This device supports downlink 4x4 MIMO operations for some LTE Bands. Per May 2017 TCB Workshop Notes, SAR for 4x4 DL MIMO was not needed since the maximum average output power in 4x4 DL MIMO mode was not more than 0.25 dB higher than the maximum output power with 4x4 DL MIMO inactive.

Additionally, SAR for 4x4 MIMO Downlink Carrier Aggregation was not needed since the maximum average output power in 4x4 MIMO Downlink Carrier Aggregation mode was not more than 0.25 dB higher than the maximum output power with 4x4 MIMO Downlink and downlink carrier aggregation inactive.

This device supports LTE/NR capabilities with overlapping transmission frequency ranges. When the supported frequency range of LTE/NR Band falls completely within an LTE/NR Band with a larger transmission frequency range, both LTE/NR bands have the same target power or the band with the larger transmission frequency range has a higher target power and both LTE/NR bands share the same transmission path and signal characteristics, SAR was only tested for the band with the larger transmission frequency range.

This device supports LTE Carrier Aggregation (CA) in the downlink. All uplink communications are identical to Release 8 specifications. Per FCC KDB publication 941225 D05A v01r02, SAR for LTE DL CA operations was not needed since the maximum average output power in LTE CA mode was not >0.25 dB higher than the maximum output power when downlink carrier aggregation was inactive.

This device support both Power class 2(PC2) and Power Class 3 (PC3) for LTE Band 41. Per May 2017 TCB workshop Notes, SAR test were performed with Power Class 3(given the specific UL/DL Limitations for Power Class 2). Additionally, SAR testing for the power class condition was evaluated for the highest configuration in Power class 3 for each test configuration to confirm he results were scalable linearly.

LTE Band 4 (1 710.7 ㎒ ~ 1 754.3 ㎒) is covered by LTE Band 66 (1 710.7 ㎒ ~ 1 779.3 ㎒) each both LTE bands have the same target powers
LTE Band 5 (824.7 ㎒~ 848.3 ㎒) is covered by LTE Band 26(814.7 ㎒ ~848.3 ㎒) each both LTE bands have the same target powers

NR implementation supports SA and NAS mode. SAR test for NR bands and LTE Anchors bands were performed separately due to limitations in SAR Probe calibration factors. In EN-DC mode, NR operates with the LTE bands shown in the NR FR1 checklist acting as anchor band.

This device is only capable of QPSK HSUPA in the uplink. Therefore, no additional SAR tests are required beyond that described for devices with HSUPA in KDB 941225 D01v03r01.

Per FCC KDB 941225 D01v03r01, 12.2 kbps RMC is the primary mode and HSPA (HSUPA/HSDPA with RMC) is the secondary mode.
Per FCC KDB 941225 D01v03r01, The SAR test exclusion is applied to the secondary mode by the following equation.

$$Adjusted\ \ SAR = Highest\ \ Reported\ \ SAR\ \ x \frac{Secondary\ \ Max\ \ tune-up\ \ (mW)}{Primary\ \ Max\ \ tune\ \ tune-up(mW)} \leq 1.2\ \ \mathrm{W/kg}.$$

Based on the highest Reported SAR, the secondary mode is not required.

Per FCC KDB 690783 1 D01 SAR Listings on Grants v01r03 and KDB 447498 D01 General RF Exposure Guidance v06 The SAR numbers listed must be consistent with the highest reported test results required by the published RF exposure KDB procedures. When the measured SAR is not at the maximum tune-up tolerance limit or maximum output power allowed for production units, the measured results are scaled to the maximum conditions to determine compliance; the scaled results are referred to as the reported SAR.

The Reported SAR = The Measured SAR x-$\frac{Maximum\ tune-up\ (mW)}{Measured\ Conducted\ Power(mW)}$

The Reported SAR for WLAN and Bluetooth
The Reported SAR = The Measured SAR x-$\frac{Maximum\ tune-up\ (mW)}{Measured\ Conducted\ Power(mW)}$ x Duty factor

FCC KDB 447498 D01v06 General RF Exposure Guidance introduces a new formula for calculating the SAR a Peak Location Separation Ratio(SPLSR) between pairs of simultaneously transmitting antennas:
$SPLSR_i$=$(SAR_1 + SAR_2)^{1.5}/R_i$
Where:
SAR_1 is the highest measured or estimated SAR for the first of a pair of simultaneous transmitting antennas, in a specific test operating mode and exposure condition

SAR_2 is the highest measured of estimated SAR for the second of a pair of simultaneous transmitting antennas, in the same test operating mode and exposure condition as the first

Ri_i is the separation distance between the pair of simultaneous transmitting antennas, When the SAR is measured, for both antennas in the pair, it is determined by the actual x, y and z coordinates in the 1-g SAR for each SAR peak location, based on the extrapolated and interpolated result in the zoom scan measurement, using the formula of $[(X_1 - X_2)^2 + (Y_1 - Y_2)^2 + (Z_1 - Z_2)^2]$

In order for a pair of simultaneous transmitting antennas with the sum 1-g of SAR> 1.6 W/kg and with the sum 10-g of SAR >4W/Kg to qualify for exemption from Simultaneous Transmission SAR measurements, it has to satisfy the condition of:
$(SAR_1 + SAR_2)^{1.5}/R_i \leq 0.04$ for 1g SAR and $(SAR_1 + SAR_2)^{1.5}/R_i \leq 0.1$ for 10g SAR.

5. Introduction

The FCC has adopted the guidelines for evaluating the environmental effects of radio frequency radiation in ET Docket 93-62 on Aug. 6, 1996 to protect the public and workers from the potential hazards of RF emissions due to FCC-regulated portable devices.

The safety limits used for the environmental evaluation measurements are based on the criteria published by the American National Standards Institute (ANSI) for localized specific absorption rate (SAR) in IEEE/ANSI C95.1-1992 Standard for Safety Levels with Respect to Human Exposure to Radio Frequency Electromagnetic Fields, 3 kHz to 300 ㎓. 1992 by the Institute of Electrical and Electronics Engineers, Inc., New York 10017. The measurement procedure described in IEEE/ANSI C95.3-1992 Recommended Practice for the Measurement of Potentially Hazardous Electromagnetic Fields - RF and Microwave is used for guidance in measuring SAR due to the RF radiation exposure from the Equipment Under Test (EUT). These criteria for SAR evaluation are similar to those recommended by the National Council on Radiation Protection and Measurements (NCRP) in Biological Effects and Exposure Criteria for Radio Frequency Electromagnetic Fields," NCRP Report No. 86 NCRP, 1986, Bethesda, MD 20814. SAR is a measure of the rate of energy absorption due to exposure to an RF transmitting source. SAR values have been related to threshold levels for potential biological hazards.

SAR Definition

Specific Absorption Rate (SAR) is defined as the time derivative of the incremental electromagnetic energy (d*W*) absorbed by (dissipated in) an incremental mass (d*m*) contained in a volume element (d*V*) of a given density (*r*). It is also defined as the rate of RF energy absorption per unit mass at a point in an absorbing body.

$$SAR = \frac{d}{d\ t}\left(\frac{d\ \ U}{d\ \ m}\right)$$

Figure 1. SAR Mathematical Equation
SAR is expressed in units of Watts per Kilogram (W/kg)

Where:
= conductivity of the tissue-simulant material (S/m)
= mass density of the tissue-simulant material (kg/㎥)
= Total RMS electric field strength (V/m)

NOTE: The primary factors that control rate of energy absorption were found to be the wavelength of the incident field in relations to the dimensions and geometry of the irradiated organism, the orientation of the organism in relation to the polarity of field vectors, the presence of reflecting surfaces, and whether conductive contact is made by the organism with a ground plane.

6. Description of test equipment

6.1 SAR MEASUREMENT SETUP

These measurements are performed using the DASY4 automated dosimetric assessment system. It is made by Schmid& Partner Engineering AG (SPEAG) in Zurich, Switzerland. It consists of high precision robotics system (Staubli), robot controller, Pentium III computer, near-field probe, probe alignment sensor, and the generic twin phantom containing the brain equivalent material. The robot is a six-axis industrial robot performing precise movements to position the probe to the location (points) of maximum electromagnetic field (EMF) (see Figure.2).

A cell controller system contains the power supply, robot controller, teach pendant (Joystick), and remote control, is used to drive the robot motors. The PC with Windows XP or Windows 7 is working with SAR Measurement system DASY4 & DASY5, A/D interface card, monitor, mouse, and keyboard. The Staubli Robot is connected to the cell controller to allow software manipulation of the robot. A data acquisition electronic (DAE) circuit performs the signal amplification, signal multiplexing, AD-conversion, offset measurements, mechanical surface detection, collision detection, etc. is connected to the Electro-optical coupler (EOC). The EOC performs the conversion from the optical into digital electric signal of the DAE and transfers data to the PC plug-in card.

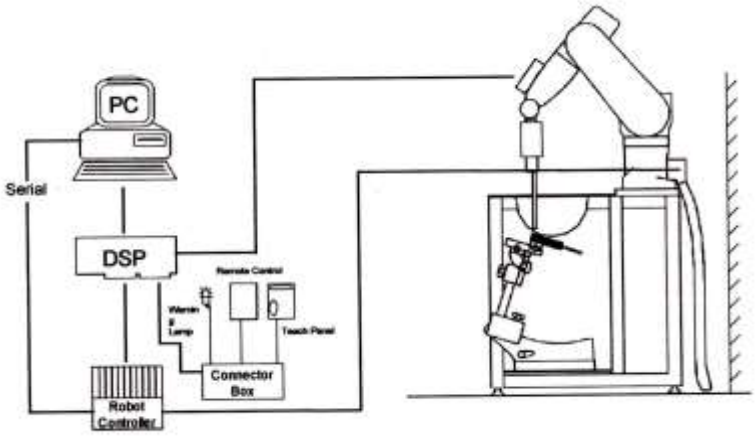

Figure 2. HCT SAR Lab. Test Measurement Set-up

The DAE consists of a highly sensitive electrometer-grade preamplifier with auto-zeroing, a channel and gain-switching multiplexer, a fast 16 bit AD-converter and a command decoder and control logic unit. Transmission to the PC-card is accomplished through an optical downlink for data and status information and an optical uplink for commands and clock lines. The mechanical probe mounting device includes two different sensor systems for frontal and sidewise probe contacts. They are also used for mechanical surface detection and probe collision detection. The robot uses its own controller with a built in VME-bus computer. The system is described in detail in.

7. SAR Measurement Procedure

The evaluation was performed using the following procedure compliant to FCC KDB Publication 865664 D01v01r04 and IEEE 1528-2013.

1. The SAR distribution at the exposed side of the head or body was measured at a distance no more than 5.0 mm from the inner surface of the shell. The area covered the entire dimension of the DUT's head and body area and the horizontal grid resolution was depending on the FCC KDB 865664 D01v01r04 table 4-1 & IEEE 1528-2013.

2. Based on step, the area of the maximum absorption was determined by sophisticated interpolations routines implemented in DASY software. When an Area Scan has measured all reachable point. DASY system computes the field maximal found in the scanned are, within a range of the maximum. SAR at this fixed point was measured and used as a reference value.

3. Around this point, a volume was assessed according to the measurement resolution and volume size requirements of FCC KDB 865664 D01v01r04 table 4-1 and IEEE 1528-2013. On the basis of this data set, the spatial peak SAR value was evaluated with the following procedure (reference from the DASY manual.)

   a. The data at the surface were extrapolated, since the center of the dipoles is no more than 2.7 mm away from the tip of the probe (it is different from the probe type) and the distance between the surface and the lowest measuring point is 1.2 mm. The extrapolation was based on a least square algorithm. A polynomial of the fourth order was calculated through the points in z-axes. This polynomial was then used to evaluate the points between the surface and the probe tip.

   b. The maximum interpolated value was searched with a straight-forward algorithm. Around this maximum the SAR values averaged over the spatial volumes (1 g or 10 g) were computed using the 3D-Spline interpolation algorithm. The 3D-spline is composed of three one-dimensional splines with the "Not a knot" condition (in x, y, and z directions. The volume was integrated with the trapezoidal algorithm. One thousand points (10 x 10 x 10) were interpolated to calculate the average.

   c. All neighboring volumes were evaluated until no neighboring volume with a higher average value was found.

4. The SAR reference value, at the same location as step 2, was re-measured after the zoom scan. If the value changed by more than 5 %, the SAR evaluation and drift measurements were repeated.

Area scan and zoom scan resolution setting follow KDB 865664 D01v01r04 quoted below.

			≤ 3 GHz	> 3 GHz
Maximum distance from closest measurement point (geometric center of probe sensors) to phantom surface			5±1 mm	·δ·ln(2)±0.5 mm
Maximum probe angle from probe axis to phantom surface normal at the measurement location			30°±1°	20°±1°
MaximumareascanSpatial resolution:Δx_{Area},Δy_{Area}			≤ 2 GHz: ≤15 mm 2-3 GHz: ≤12 mm	3-4 GHz: ≤12 mm 4-6 GHz: ≤10 mm
			When the x or y dimension of the test device, in the measurement plane orientation, is smaller than the above, the measurement resolution must be ≤ the corresponding x or y dimension of the test device with at least one measurement point on the test device.	
Maximum zoom scan Spatial resolution: Δx_{zoom},Δy_{zoom}			≤ 2 GHz: ≤8mm 2-3 GHz: ≤5mm*	3-4 GHz: ≤5 mm* 4-6 GHz: ≤4 mm*
Maximum zoom scan Spatial resolution normal to phantom surface	uniform grid:$\Delta z_{zoom}(n)$		≤ 5 mm	3-4 GHz: ≤4 mm 4-5 GHz: ≤3 mm 5-6 GHz: ≤2 mm
	graded grid	$\Delta z_{zoom}(1)$: between1st two Points closest to phantom surface	≤ 4 mm	3-4 GHz: ≤3 mm 4-5 GHz: ≤2.5 mm 5-6 GHz: ≤2 mm
		$\Delta z_{zoom}(n>1)$:between subsequent Points	≤1.5·$\Delta z_{zoom}(n-1)$	
Minimum zoom scan volume	x, y, z		≥ 30 mm	3-4 GHz: ≥28 mm 4-5 GHz: ≥25 mm 5-6 GHz: ≥22 mm

Note: δ is the penetration depth of a plane-wave at normal incidence to the tissue medium; see draft standard IEEE P1528-2011 for details.
* When zoom scan is required and the reported SAR from the area scan based 1-g SAR estimation procedures of KDB 447498 is ≤ 1.4 W/kg, ≤ 8 mm, ≤ 7 mm and ≤ 5 mm zoom scan resolution may be applied, respectively, for 2 GHz to 3 GHz, 3 GHz to 4 GHz and 4 GHz to 6 GHz.

8. Description of Test Position

8.1 EAR REFERENCE POINT

Figure 8-2 shows the front, back and side views of the SAM phantom. The center-of-mouth reference point is labeled “M”, the left ear reference point (ERP) is marked “LE”, and the right ERP is marked “RE.” Each ERP is on the B-M (back-mouth) line located 15 mm behind the entrance-to-ear-canal (EEC) point, as shown in Figure 6-1. The Reference Plane is defined as passing through the two ear reference point and point M. The line N-F (Neck-Front), also called the Reference Pivoting Line, is not perpendicular to the reference plane (See Figure 5-1), Line B-M is perpendicular to the N-F line. Both N-F and B-M lines are marked on the external phantom shell to facilitate handset positioning.



Figure 8-1
Close-up side view of ERP

8.2 HANDSET REFERENCE POINTS

Two imaginary lines on the handset were established: the vertical centerline and the horizontal line. The device under test was placed in a normal operating position with the acoustic output located along the “vertical centerline” on the front of the device aligned to the “ear reference point”(see Figure 8-3). The acoustic output was than located at the same level as the center of the ear reference point. The device under test was positioned so that the “vertical centerline” was bisecting the front surface of the handset at its top and bottom edges, positioning the “ear reference point” on the outer surface of the both the left and right head phantoms on the ear reference point.

Figure 8-2
Front, back and side views of SAM Twin Phantom

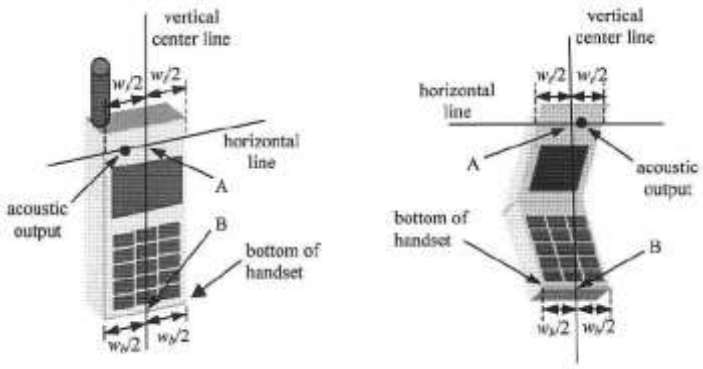

Figure 6-3. Handset vertical and horizontal reference lines

8.3 Device Holder

The device holder is made out of low-loss POM material having the following dielectric parameter; relative permittivity ε=3 and loss tangent σ =0.02.

8.4 Position for cheek

Figure 6.4. shows cheek or touch position. The reference points for the right ear (RE), left ear (LE), and mouth (M), which establish the Reference Plane for handset positioning, are indicated.

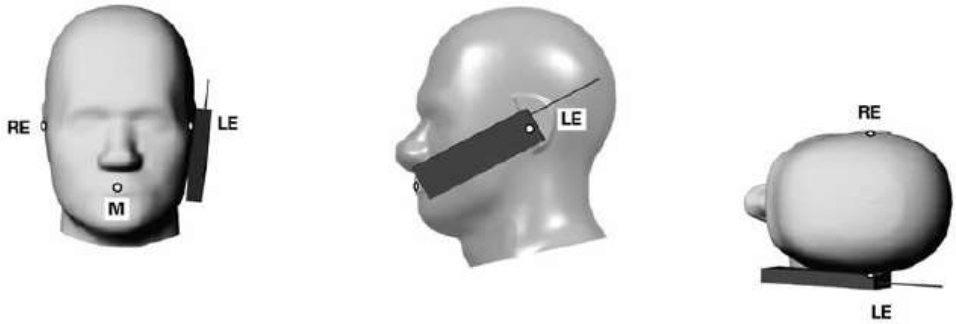

Figure 8.4 Cheek/ Touch position of the wireless device

8.5 Definition of the “tilted” position

Figure 6.5. shows tilted position. Place the device in the cheek position. Then while maintaining the orientation of the device, retract the device parallel to the reference plane far enough away from the phantom to enable a rotation of the device by 15°.

Figure 8.5. Tilt 15°position of the wireless device

8.6 Body-Worn Accessory Configurations

Body-worn operating configurations are tested with the belt-dips and holsters attached to the device and positioned against a flat phantom in a normal use configuration (see Figure 6-6). Per FCC KDB Publication 648474 D04v01r03 Body-worn accessory exposure is typically related to voice mode operations when handsets are carried in Body-worn accessories. The Body-worn accessory procedures in FCC KDB Publication 447498 D01v06 should be used to test for Body-worn accessory SAR compliance, without a headset connected to it.. When the reported SAR for a body- worn accessory, measured without a headset connected to the handset, is > 1.2 W/kg, the highest reported SAR configuration for that wireless mode and frequency Band should be repeated for that body-worn accessory with a headset attached to the handset.

Figure 8-6
Sample Body-Worn Diagram

Accessories for Body-worn operation configurations are divided into two categories: those that do not contain metallic components and those that do contain metallic components. When multiple accessories that do not contain metallic components are supplied with the device, the device is tested with only the accessory that dictates the closest spacing to the body. Then multiple accessories that contain metallic components are tested with the device with each accessory. If multiple accessories share an identical metallic component (i.e. the same metallic belt-dip used with different holsters with no other metallic components) only the accessory that dictates the closest spacing to the body is tested.

8.7 Wireless Router Configurations

Some battery-operated handsets have the capability to transmit and receive user data through simultaneous transmission of WIFI simultaneously with a separate licensed transmitter. The FCC has provided guidance in FCC KDB Publication 941225 D06v02r01 where SAR test considerations for handsets (L x W≥9cmx5 cm) are based on *a* composite test separation distance of 10 mm from the front back and edges of the device containing transmitting antennas within 2.5 cm of their edges, determined from general mixed use conditions for this type of devices. Since the hotspot SAR results may overlap with the Body-worn accessory SAR requirements, the more conservative configurations can be considered, thus excluding some Body-worn accessory SAR tests.

When the user enables the personal wireless router functions for the handset actual operations include simultaneous transmission of both the WIFI transmitter and another licensed transmitter. Both transmitters often do not transmit at the same transmitting frequency and thus cannot be evaluated for SAR under actual use conditions due to the limitations of the SAR assessment probes. Therefore, SAR must be evaluated for each frequency transmission and mode separately and spatially summed with the WIFI transmitter according to FCC KDB Publication 447498 D01v06 publication procedures. The Portable Hotspot feature on the handset was NOT activated during SAR assessments, to ensure the SAR measurements were evaluated for a single transmission frequency RF signal at a time.

8.8 Extremity Exposure Configurations

Devices that are designed or intended for use on extremities or mainly operated in extremity only exposure conditions: i.e., hands, wrists, feet and ankles, may require extremity SAR evaluation. When the device also operates in close proximity to the user's body, SAR compliance for the body is also required. The 1-g body and 10-g extremity SAR Exclusion Thresholds found in KDB Publication 447498 D01v06 should be applied to determine SAR test requirements.

For smart phones with a display diagonal dimension > 15.0 cm or an overall diagonal dimension > 16.0 cm that provide similar mobile web access and multimedia support found in mini-tablets or UMPC mini-tablets that support voice calls next to the ear. the phablets procedures outlined in KDB Publication 648474 D04 v01r03 should be applied to evaluate SAR compliance. A device marketed as phablets, regardless of form factors and operating characteristics must be tested as a phablet to determine SAR compliance. In addition to the normally required head and body-worm accessory SAR test procedures required for handsets, the UMPC mini-tablet procedures must also be applied to test the SAR of all surfaces and edges with an antenna ≤25 mm from that surface or edge, in direct contact with the phantom, for 10-g SAR. The UMPC mini-tablet 1-g SAR at 5 mm is not required. When hotspot mode applies, 10-g SAR is required only for the surfaces and edges with hotspot mode scaled to the maximum output power (including tolerance) is 1-g SAR > 1.2 W/kg.

8.9 Additional Test Positions due to Proximity Conditions

This device uses a sensor to reduce output powers in extremity (hand-held) use conditions.

When the sensor detects a user is touching the device on or near to the antenna the device reduces the maximum allowed output power However, the proximity sensor is not active when the device is moved beyond the sensor triggering distance and the maximum output power is no longer limited. Therefore, an additional exposure condition is needed in the vicinity of the triggering distance to ensure SAR is compliant when the device is allowed to operate at a non-reduced output power level.

FCC KDB 616217 D04 v01r02 Section 6 was used as a guideline for selecting SAR test distances for this device at these additional exposure conditions. The smallest separation distance determined by the sensor triggering and sensor coverage for each applicable edge, minus 1 mm. was used as the test separation distance for SAR testing. Sensor triggering distance summary data is included in below table.

Wireless technologies	Position	§6.2 Triggering Distance (mm)	§6.3 Coverage	§6.4 Tilt Angle	Worst case distance for Phablet SAR (mm)
WWAN (GSM 1900, UMTS B2/B4, LTE B2/B4/B66)	Rear	10	N/A	N/A	9
	Front	6	N/A	N/A	5
	Bottom	14	N/A	N/A	13

8.10 Bluetooth tethering Configurations

Per May 2017 TCBC Workshop documents When Bluetooth tethering applies,simultaneous transmission SAR needs consideration.

This model allows users to exchange data or media files with other Bluetooth enabled devices using Bluetooth, which means they can connect to other Bluetooth enabled devices via Bluetooth tethering.
Therefore, SAR test was performed for additional simultaneous transmissions.
Head and Bluetooth tethering SAR were evaluated for BT BR tethering applications.

9. RF Exposure Limits

HUMAN EXPOSURE	UNCONTROLLED ENVIRONMENT General Population (W/kg) or (mW/g)	CONTROLLED ENVIRONMENT Occupational (W/kg) or (mW/g)
SPATIAL PEAK SAR * (Partial Body)	1.6	8.0
SPATIAL AVERAGE SAR ** (Whole Body)	0.08	0.4
SPATIAL PEAK SAR *** (Hands / Feet / Ankle / Wrist)	4.0	20.0

NOTES:

* The Spatial Peak value of the SAR averaged over any 1 g of tissue (defined as a tissue volume in the shape of a cube) and over the appropriate averaging time.

** The Spatial Average value of the SAR averaged over the whole-body.

******* The Spatial Peak value of the SAR averaged over any 10 g of tissue (defined as a tissue volume in the shape of a cube) and over the appropriate averaging time.

Uncontrolled Environments are defined as locations where there is the exposure of individuals who have no knowledge or control of their exposure. The general population/uncontrolled exposure limits are applicable to situations in which the general public may be exposed or in which persons who are exposed as a consequence of their employment may not be mad fully aware of the potential for exposure or cannot exercise control over their exposure. Members of the general public would come under this category when exposure is not employment-related; for example, in the case of a wireless transmitter that exposes persons in its vicinity.

Controlled Environments are defined as locations where there is exposure that may be incurred by persons who are aware of the potential for exposure, (i.e.as a result of employment or occupation). In general, occupational/controlled exposure limits are applicable to situations in which persons are exposed as a consequence of their employment, who have been made fully aware of the potential for exposure and can exercise control over their exposure. This exposure category is also applicable when the exposure is of a transient nature due to incidental passage through a location where the exposure levels may be higher than the general population/uncontrolled limits, but the exposed person is fully aware of the potential for exposure and can exercise control over his or her exposure by leaving the area or by some other appropriate means.

10. FCC SAR General Measurement Procedures

Power Measurements for licensed transmitters are performed using a base simulator under digital average power.

10.1 Measured and Reported SAR

Per FCC KDB Publication 447498 D01v06, when SAR is not measured at the maximum power level allowed for production units, the results must be scaled to the maximum tune-up tolerance limit according to the power applied to the individual channels tested to determine compliance. For simultaneous transmission, the measured aggregate SAR must be scaled according to the sum of the differences between the maximum tune-up tolerance and actual power used to test each transmitter. When SAR is measured at or scaled to the maximum tune-up tolerance limit, the results are referred to as Reported SAR. The highest reported SAR results are identified on the grant of equipment authorization according to procedures in KDB 690783 D01v01r03.

10.2 3G SAR Test Reduction Procedure

10.2.1 GSM, GPRS AND EDGE

The following procedures may be considered for each frequency Band to determine SAR test reduction for devices operating in GSM/GPRS/EDGE modes to demonstrate RF exposure compliance. GSM voice mode transmits with 1 time-slot. GPRS and EDGE may transmit up to 4 time slots in the 8 time-slot frame according to the multi-slot class implemented in a device.

10.2.2 SAR Test Reduction

In FCC KDB 941225 D01v03r01, certain transmission modes within a frequency Band and wireless mode evaluated for SAR are defined as primary modes. The equivalent modes considered for SAR test reduction are denoted as secondary modes. When the maximum output power including tune-up tolerance specified for production units in a secondary mode is ≤ 0.25 dB higher than the primary mode or when the highest reported SAR of the primary mode, scaled by the ratio of specified maximum output power and tune-up tolerance of secondary to primary mode, is ≤ 1.2 W/kg, SAR measurements are not required for the secondary mode. These criteria are referred to as the 3G SAR test reduction procedure. When the 3G SAR test reduction procedure is not satisfied, SAR measurements are additionally required for the secondary mode.
SAR test reduction for GPRS and EDGE modes is determined by the source-based time-averaged output power specified for production units, including tune-up tolerance. The data mode with highest specified time-averaged output power should be tested for SAR compliance in the applicable exposure conditions. For modes with the same specified maximum output power and tolerance, the higher number time-slot configuration should be tested

10.2.3 Procedures Used to Establish RF Signal for SAR

The following procedures are according to FCC KDB 941225 D01v03r01-3G SAR Measurement Procedures.
The handset was placed into a simulated call using a base station simulator in a shielded chamber. Such test signals offer a consistent means for testing SAR and are recommended for evaluation SAR measurements were taken with a fully charged battery. In order to verify that the device was tested and maintained at full power, this was configured with the base station simulator. The SAR measurement Software calculates a reference point at the start and end of the test to Cheek for power drifts. If conducted Power deviations of more than 5 % occurred, the tests were repeated.

10.3 SAR Measurement Conditions for UMTS

10.3.1 Output Power Verification

Maximum output power is verified on the High, Middle and Low channels according to the general descriptions in sec. 5.2 of 3GPP TS 34.121, using the appropriate RMC with TPC (transmit power control) set to all “1s” or applying the required inner loop power control procedures to maintain maximum output power while HSUPA is active. Results for all applicable physical channel configurations (DPCCH, DPDCHn and spreading codes, HS-DPCCH etc) are tabulated in this test report. All configurations that are not supported by the DUT or cannot be measured due to technical or equipment limitations are identified.

10.3.2 Body SAR measurements

SAR for body exposure configurations is measured using the 12.2kbps RMC with the TPC bits all “1s”. the 3G SAR test reduction procedure is applied to other spreading codes and multiple DPDCHn configurations supported by the handset with 12.2 kbps RMC as the primary mode. Otherwise, SAR is measured using and applicable RMC configuration with the corresponding spreading code or DPDCHn, for the highest reported SAR configuration in 12.2kbps RMC.

10.3.3 SAR Measurements with Rel. 5 HSDPA

The 3G SAR test reduction procedure is applied to HSDPA body configurations with 12.2 kbps RMC as the primary mode. Otherwise, Body SAR for HSDPA is measured using and FRC with H-SET 1 in Sub-test and a 12.2 kbps RMC without HSDPA. Handsets with both HSDPA and HSUPA are tested according to release 6 HSPA test procedures. 8.4.5 SAR Measurement with Rel.6 HSUPA The 3G SAR test Reduction Procedure is applied to HSPA (HSUPA/HSDPA with RMC) body configurations with 12.2 kbps RMC as the primary mode. Otherwise, Body SAR for HSPA is measured with E-DCH Sub-test 5, Using H-Set 1 and QPSK for FRC and a 12.2kbps RMC configured in Test Loop Mode 1 and Power Control algorithm 2, according to the highest reported body SAR configuration in 12.2 kbps RMC without HSPA. When VOIP applies to head exposure, the 3G SAR test reduction procedure is applied with 12.2 kbps RMC as the primary mode; otherwise, the same HSPA configuration used for body SAR measurements are applied to head exposure testing.

10.3.4 SAR Measurements with Rel. 6 HSUPA

The 3G SAR test reduction procedure is applied to HSPA (HSUPA/HSDPA with RMC) body configurations with 12.2 kbps RMC as the primary mode. Otherwise, Body SAR for HSPA is measured with E-DCH Sub-test 5, using H-Set1 and QPSK for FRC and a 12.2 kbps RMC configured in Test Loop Mode 1 and power control algorithm 2, according to the highest reported body SAR configuration in 12.2 kbps RMC without HSPA.

10.3.5DC-HSDPA

SAR is required for Rel.8 DC-HSDPA when SAR is required for Rel.5 HSDPA; otherwise, the 3G SAR test reduction procedure is applied to DC-HSDPA with 12.2 kbps RMC as the primary mode. Power is measured for DC-HSDPA according to the H-Set 12, FRC configuration in table C.8.1.12 of 3GPP TS34.121-1 to determine SAR test reduction. Primary and secondary serving HS-DSCH Cell are required to perform the power measurement and for the results to be acceptable.

DC-HSDPA Configurations

- 3GPP specification TS 34.121-1 Release 8. was used for used for DC-HSDPA guidance.
- H-set 12(QPSK)was conformed to be used during DC-HSDPA measurements.

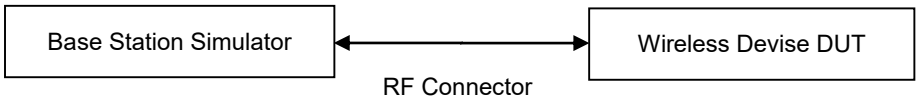

10.4 SAR Measurement Conditions for LTE

LTE modes are tested according to FCC KDB 941225 D05v02r05publication. Establishing connections with base station simulators ensure a consistent means for testing SAR and are recommended for evaluation SAR [4]. The R&S CMW500 or Anritsu MT8820C simulators are used for LTE output power measurements and SAR testing. Closed loop power control was used so the UE transmits with maximum output power during SAR testing. SAR tests were performed with the same number of RB and RB offsets transmitting on all TTI frames (maximum TTI).

10.4.1 Spectrum Plots for RB Configurations

A properly configured base station simulator was used for SAR tests and power measurements. Therefore, spectrum plots for RB configurations were not required to be included in this report.

10.4.2 MPR

MPR is permanently implemented for this device by the manufacturer. The specific manufacturer target MPR is indicated alongside the SAR results. MPR is enabled for this device, according to 3GPP TS36. 101 Section 6.2.3 – 6.2.5 under Table 6.2.3-1.

10.4.3 A-MPR

A-MPR (Additional MPR) has been disabled for all SAR tests by setting NS=01 on the base station simulator.

10.4.4 Required RB Size and RB offsets for SAR testing

According to FCC KDB 941225 D05v02r05

a. Per sec 4.2.1, SAR is required for QPSK 1 RB Allocation for the largest Bandwidth
   i. The required channel and offset combination with the highest maximum output power is required for SAR.
   ii. When the reported SAR is ≤ 0.8 W/Kg, testing of the remaining RB offset configurations and required test channels is not required. Otherwise, SAR is required for the remaining required test channels using the RB offset configuration with highest output power for that channel.
   iii. When the reported SAR for a required test channel is > 1.45 W/kg, SAR is required for all RB offset configurations for that channel.
b. Per Sec 4.2.2, SAR is required for 50% RB allocation using the largest Bandwidth following the same procedures outlined in Sec 4.2.1.
c. Per Sec. 4.2.3, QPSK SAR is not required for the 100% allocation when the highest maximum output power for the 100% allocation is less than the highest maximum output power of the 1 RB and 50% RB allocations and the reported SAR for the 1 RB and 50% RB allocations is < 0.8 W/kg.
d. Per Sec. 4.2.4 and 4.3, SAR test for higher order modulations and lower Bandwidths configurations are not required when the conducted power of the required test configurations determined by Sec. 4.2.1 through 4.2.3 is less than or equal to 1/2 dB higher than the equivalent configuration using QPSK modulation and when the QPSK SAR for those configurations is < 1.45 W/Kg.

10.4.5 Downlink Carrier Aggregation

Conducted power measurements with LTE Carrier aggregation (CA) downlink only active are made in accordance to KDB publication 941225 D05Av01r02. The RRC connection is only handled by one cell, the primary component carrier (PCC) for downlink and uplink communications. After making a data connection to the PCC, the UE device adds secondary component carrier (SCC) on the downlink only. All uplink communications and acknowledgements remain identical to specifications when downlink carrier aggregation is inactive on the PCC. For every supported combination of downlink only carrier aggregation, additional conducted output Powers are measured with downlink carrier aggregation active for the configuration with highest measured maximum conducted power with the downlink carrier aggregation inactive measured among the channel Bandwidth, modulation and RB combinations in each frequency Band. Per FCC KDB Publication 941225 D05Av01r02, no SAR measurements are required for carrier aggregation configurations when the

average output power with downlink only carrier aggregation active is not more than 0.25dB higher than the average output power with downlink only carrier aggregation inactive.

10.4.6 LTE(TDD) Considerations

According to KDB 941225 D05v02r05, for Time-Division Duplex (TDD) systems, SAR must be tested using a fixed periodic duty factor according to the highest transmission duty factor implemented for the device and supported by the defined 3GPP LTE TDD configurations.
SAR was tested with the highest transmission duty factor (63.33 %) using Uplink-downlink configuration 0 and Special subframe configuration 6. LTE TDD Band 41 supports 3GPP TS 36.211 section 4.2 for Type 2 Frame and Table 4.2-2 for uplink-downlink configurations and Table 4.2-1 for Special sub frame configurations.

Table 4.2-1: Configuration of special subframe (lengths of DwPTS/GP/UpPTS)

Special subframe configuration	Normal cyclic prefix in downlink			Extended cyclic prefix in downlink		
	DwPTS	UpPTS		DwPTS	UpPTS	
		Normal cyclic prefix in uplink	Extended cyclic prefix in uplink		Normal cyclic prefix in uplink	Extended cyclic prefix in uplink
0	$6592 \cdot T_s$	$2192 \cdot T_s$	$2560 \cdot T_s$	$7680 \cdot T_s$	$2192 \cdot T_s$	$2560 \cdot T_s$
1	$19760 \cdot T_s$			$20480 \cdot T_s$		
2	$21952 \cdot T_s$			$23040 \cdot T_s$		
3	$24144 \cdot T_s$			$25600 \cdot T_s$		
4	$26336 \cdot T_s$			$7680 \cdot T_s$	$4384 \cdot T_s$	$5120 \cdot T_s$
5	$6592 \cdot T_s$	$4384 \cdot T_s$	$5120 \cdot T_s$	$20480 \cdot T_s$		
6	$19760 \cdot T_s$			$23040 \cdot T_s$		
7	$21952 \cdot T_s$			$12800 \cdot T_s$		
8	$24144 \cdot T_s$			-	-	-
9	$13168 \cdot T_s$			-	-	-

Calculated Duty Cycle – Extended cyclic prefix in uplink x (T_s) x no of S + no of U

Table 4.2-2: Uplink-downlink configurations.

Uplink-downlink configuration	Downlink-to-Uplink Switch-point periodicity	Subframe number									
		0	1	2	3	4	5	6	7	8	9
0	5 ms	D	S	U	U	U	D	S	U	U	U
1	5 ms	D	S	U	U	D	D	S	U	U	D
2	5 ms	D	S	U	D	D	D	S	U	D	D
3	10 ms	D	S	U	U	U	D	D	D	D	D
4	10 ms	D	S	U	U	D	D	D	D	D	D
5	10 ms	D	S	U	D	D	D	D	D	D	D
6	5 ms	D	S	U	U	U	D	S	U	U	D

Example for calculated Duty Cycle for Uplink-Downlink Configuration 0:
Calculated Duty Cycle = (5120 x (1/(15000 x 2048)) x 2 + 0.006)/0.01 = 63.33 %
Where
T_s = 1/(15000 x 2048) seconds

10.4.7 The Call Box Setup for LTE(TDD)

When you Want to Test for LTE TDD, Please Change Frame Structure TDD and TDD Uplink Downlink Configuration 0 and Special Subframe Configuration 6.

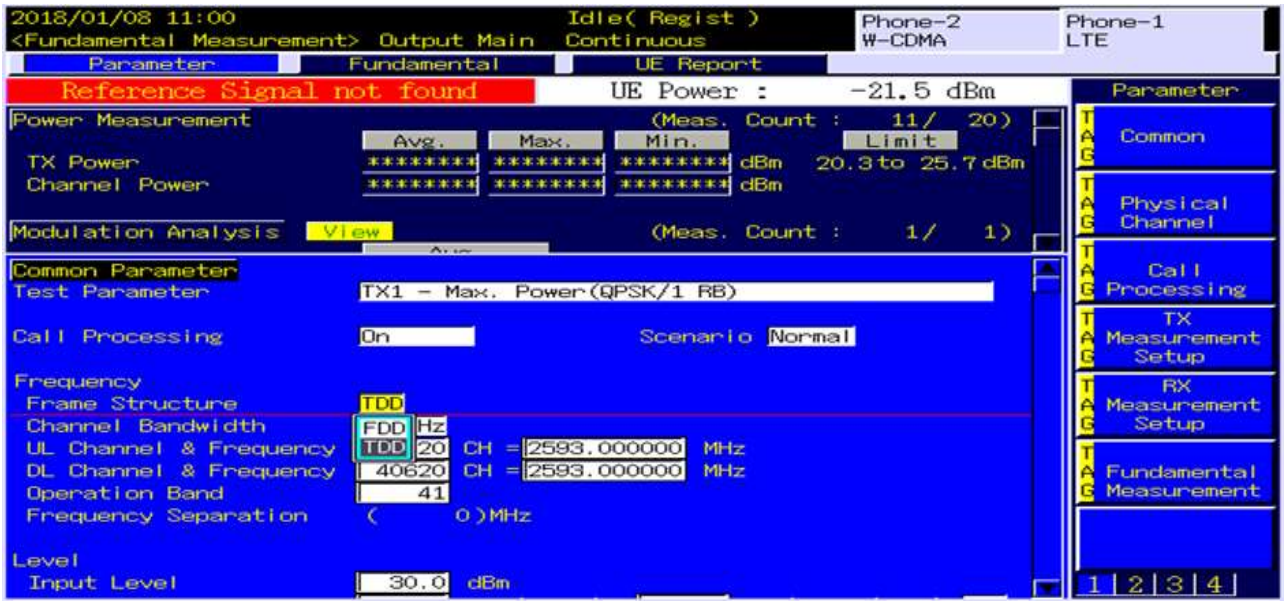

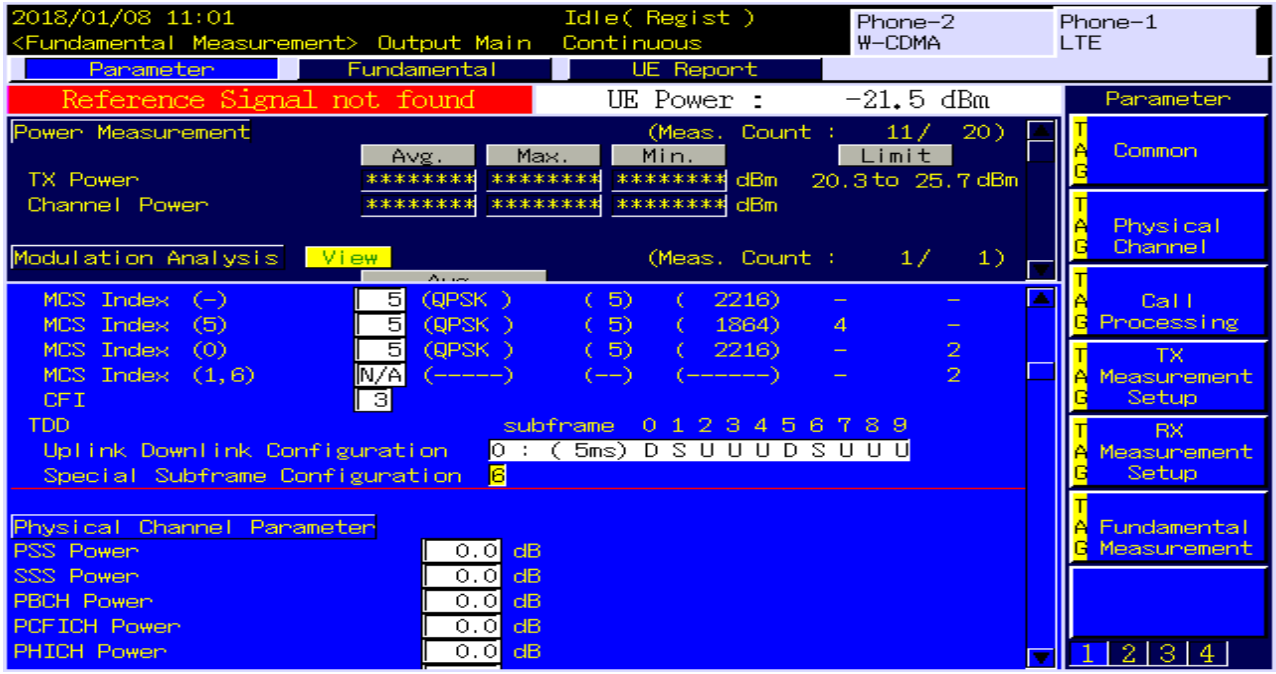

10.5 SAR Testing with 802.11 Transmitters

The normal network operating configurations of 802.11 transmitters are not suitable for SAR measurements. Unpredictable fluctuations in network traffic and antenna diversity conditions can introduce undesirable variations in SAR results. The SAR for these devices should be measured using chipset based test mode software to ensure the results are consistent and reliable. See KDB Publication 248227 D01v02r02 for more details.

10.5.1 General Device Setup

Chipset based test mode software is hardware dependent and generally varies among manufacturers. The device operating parameters established in test mode for SAR measurements must be identical to those programmed in production units, including output power levels, amplifier gain settings and other RF performance tuning parameters.

A periodic duty factor is required for current generation SAR system to measure SAR. When 802.11 frame gaps are accounted for in the transmission, a maximum transmission duty factor of 92-96% is typically achievable in most test mode configurations. A minimum transmission duty factor of 85% is required to avoid certain hardware and device implementation issues related to wide range SAR scaling. The reported SAR is scaled to 100% transmission duty factor to determine compliance at the maximum tune-up tolerance limit.

10.5.2 U-NII-1 and U-NII-2A

For devices that operate in both U-NII-1 and U-NII2A Bands, when the same maximum output power is specified for both Bands, SAR measurement using OFDM SAR test procedures is not required for U-NII-1 unless the highest reported SAR for U-NII-2A is > 1.2 W/kg for 1g SAR or > 3.0 W/kg for 10g SAR. When different maximum output powers are specified for the Bands, SAR measurement for the U-NII Band with the lower maximum output power is not required unless the highest reported SAR for the U-NII Band with the higher maximum output power, adjusted by the ratio of lower to higher specified maximum output power for the two Bands, is > 1.2 W/kg for 1g SAR or > 3.0 W/kg for 10g SAR.

10.5.3 U-NII-2C and U-NII-3

The frequency range covered by U-NII-2C and U-NII-3 is 380 ㎒ (5.47 ㎓ – 5.85 ㎓), which requires a minimum of at least two SAR probe calibration frequency points to support SAR measurements. When Terminal Doppler Weather Radar (TDWR) restriction applies, the channels at 5.60 ㎓ – 5.65 ㎓ in U-NII-2C Band must be disabled with acceptable mechanisms and documented in the equipment certification.

Unless Band gap channels are permanently disabled, SAR must be considered for these channels.

10.5.4 Initial Test Position Procedure

For exposure conditions with multiple test positions, such as handset operating nest to the ear, devices with hotspot mode or UMPC mini-tablet, procedures for initial test position can be applied. Using the transmission mode determined by the DSSS procedure or initial test configuration, area scans are measured for all positions in an exposure condition. The test position with the highest extrapolated (peak) SAR is used as the initial test position. When reported SAR for the initial test position is ≤ 0.4 W/kg for 1g SAR and ≤ 1.0 W/kg for 10g SAR, no additional testing for the remaining test position is required. Otherwise, SAR is evaluated at the subsequent highest peak SAR positions until the reported SAR result is ≤ 0.8 W/kg for 1g SAR and ≤ 2.0 W/kg for 10g SAR or all test positions are measured.

10.5.5 2.4 GHz SAR test Requirements

SAR is measured for 2.4 GHz 802.11b DSSS using either the fixed test position or, when applicable, the initial test position procedure. SAR test reduction is determined according to the following:
1) When the reported SAR of the highest measured maximum output power channel for the exposure configuration is ≤ 0.8 W/kg, no further SAR testing is required for 802.11b DSSS is that exposure configuration.
2) When the reported SAR is > 0.8 W/kg, SAR is required for that position using the next highest measured output power channel. When any reported SAR is > 1.2 W/kg, SAR is required for the third channel; i.e., all channels require testing.

2.4 GHz 802.11 g/n OFDM are additionally evaluated for SAR if the highest reported SAR for 802.11b, adjusted by the ratio of the OFDM to DSSS specified maximum output power, is > 1.2 W/kg. When SAR is required for OFDM modes in 2.4 GHz Band, the Initial Test Configuration Procedures should be followed.

10.5.6 OFDM Transmission Mode and SAR Test Channel Selection

For the 2.4 GHz and 5 GHz Bands, when the same maximum output power was specified for multiple OFDM transmission mode configurations in a frequency Band or aggregated Band, SAR is measured using the configuration with the largest channel Bandwidth, lowest order modulation and lowest data rate and lowest order 802.11 a/g/n/ac mode. When the maximum output power of a channel is the same for equivalent OFDM configurations; for example, 802.11a, 802.11n and 802.11 ac or 802.11g and 802.11n with the same channel Bandwidth, modulation and data rate etc., the lower order 802.11 mode i.2., 802.11a, then 802.11n and 802.11ac or 802.11g then 802.11n, is used for SAR measurement. When the maximum output power are the same for multiple test channels, either according to the default or additional power measurement requirements, SAR is measured using the channel closest to the middle of the frequency Band or aggregated Band. When there are multiple channels with the same maximum output power, SAR is measured using the higher number channel.

10.5.7 Initial Test Configuration Procedure

For OFDM, in both 2.4 GHz and 5 GHz Bands, an initial test configuration is determined for each frequency Band and aggregated Band, according to the transmission mode with the highest maximum output power specified for SAR measurements. When the same maximum output power is specified for multiple OFDM transmission mode configurations in a frequency Band or aggregated Band, SAR is measured using the configuration(s) with the largest channel Bandwidth, lowest order modulation, and lowest data rate. If the average RF output powers of the highest identical transmission modes are within 0.25 dB of each other, mid channel of the transmission mode with highest average RF output power is the initial test channel. Otherwise, the channel of the transmission mode with the highest average RF output conducted power will be the initial test configuration.

When the reported SAR is ≤ 0.8 W/kg, no additional measurements on other test channels are required. Otherwise, SAR is evaluated using the subsequent highest average RF output channel until the reported SAR result is 1.2 W/kg or all channels are measured. When there are multiple untested channels having the same subsequent highest average RF output power, the channel with higher frequency from the lowest 802.11 mode is considered for SAR measurements.

10.5.8 Subsequent Test Configuration Procedures

For OFDM configurations in each frequency Band and aggregated Band, SAR is evaluated for initial test configuration using the fixed test position or the initial test position on procedure. When the highest reported SAR (for the initial test configuration), adjusted by the ratio of the specified maximum output power of the subsequent test configuration to initial test configuration, is ≤ 1.2 W/kg for 1g SAR and ≤ 3.0 W/kg for 10g SAR, no additional SAR tests for the subsequent test configurations are required.

11. Output Power Specifications

This device operates using the following maximum output power specifications. SAR values were scaled to the maximum allowed power to determine compliance per KDB publication 447498 D01v06.

Licensed Bands

Test Description	Test Procedure Used
Conducted Output Power	- KDB 971168 D01 v03r01 - Section 5.2.4 - ANSI C63.26-2015 - Section 5.2.1 & 5.2.4.2

Test Overview

According to ANSI C63.26-2015 Section 5.2.1 when measuring the maximum RF output power from such devices, control over the EUT must be provided either through special test software (provided by manufacturer specifically for compliance testing, but not accessible by an end user) or through use of a base station emulator, communications test set, call box, or similar instrumentation that is capable of establishing a communications link with the EUT to enable control over variable parameters (e.g., output power, OBW, etc.).

In some cases, these instruments also include basic digital spectrum analyzer and/or power meter capabilities that can be utilized to measure the RF output power if the specified detectors and requirements can be realized and the measurement functions have been calibrated.

Test Procedure

1. The RF port of the EUT was connected to the Communication Tester via an RF cable.
2. Conducted average power was measured using a calibrated Radio Communication Tester.

Test setup

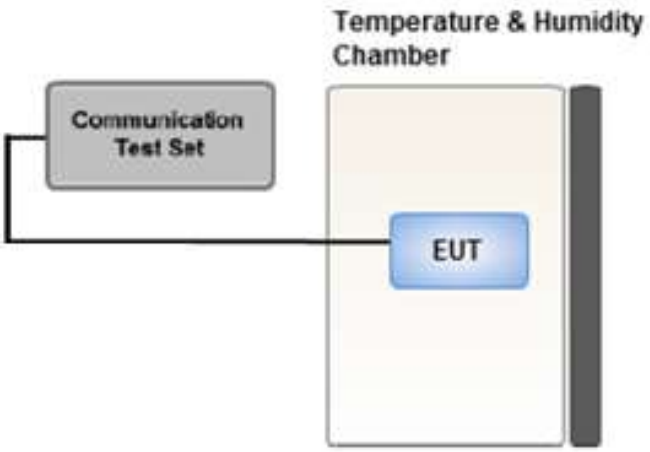

11.1 GSM

11.1.1 GSM Maximum Conducted Output Power

Mode / Band		Voice	GPRS(GMSK) Data – CS1(dBm)				EDGE Data (dBm)			
		GSM	GPRS 1 TX Slot	GPRS 2 TX Slot	GPRS 3 TX Slot	GPRS 4 TX Slot	EDGE 1 TX Slot	EDGE 2 TX Slot	EDGE 3 TX Slot	EDGE 4 TX Slot
Maximum		**33.50**	**33.50**	**31.00**	**29.50**	**28.00**	**27.00**	**26.00**	**24.00**	**23.00**
Nominal		**32.50**	**32.50**	**30.00**	**28.50**	**27.00**	**26.00**	**25.00**	**23.00**	**22.00**
GSM 850	128	32.37	32.43	30.00	28.55	27.30	26.67	24.72	23.20	20.78
	190	32.44	32.59	30.26	28.74	27.29	26.66	24.62	23.47	20.67
	251	32.51	32.44	30.18	28.65	27.22	26.55	24.37	23.02	20.55
Maximum		**31.50**	**31.50**	**28.00**	**26.50**	**25.50**	**27.00**	**25.50**	**23.00**	**22.00**
Nominal		**30.50**	**30.50**	**27.00**	**25.50**	**24.50**	**26.00**	**24.50**	**22.00**	**21.00**
GSM 1900	512	30.05	30.03	25.92	24.10	23.18	25.00	23.09	21.60	20.15
	661	30.08	30.28	26.75	24.85	23.31	25.32	23.15	21.88	20.25
	810	30.23	30.30	26.20	24.20	23.09	25.48	23.32	21.88	20.36

GSM Conducted output powers (Burst-Average)

Mode / Band		Voice	GPRS(GMSK) Data – CS1(dBm)				EDGE Data (dBm)			
		GSM	GPRS 1 TX Slot	GPRS 2 TX Slot	GPRS 3 TX Slot	GPRS 4 TX Slot	EDGE 1 TX Slot	EDGE 2 TX Slot	EDGE 3 TX Slot	EDGE 4 TX Slot
Maximum		**24.47**	**24.47**	**24.98**	**25.24**	**24.99**	**17.97**	**19.98**	**19.74**	**19.99**
Nominal		**23.47**	**23.47**	**23.98**	**24.24**	**23.99**	**16.97**	**18.98**	**18.74**	**18.99**
GSM 850	128	23.34	23.40	23.98	24.29	24.29	17.64	18.70	18.94	17.77
	190	23.41	23.56	24.24	24.48	24.28	17.63	18.60	19.21	17.66
	251	23.48	23.41	24.16	24.39	24.21	17.52	18.35	18.76	17.54
Maximum		**22.47**	**22.47**	**21.98**	**22.24**	**22.49**	**17.97**	**19.48**	**18.74**	**18.99**
Nominal		**21.47**	**21.47**	**20.98**	**21.24**	**21.49**	**16.97**	**18.48**	**17.74**	**17.99**
GSM 1900	512	21.02	21.00	19.90	19.84	20.17	15.97	17.07	17.34	17.14
	661	21.05	21.25	20.73	20.59	20.30	16.29	17.13	17.62	17.24
	810	21.20	21.27	20.18	19.94	20.08	16.45	17.30	17.62	17.35

GSM Conducted output powers (Frame-Average)

Note:
Time slot average factor is as follows:
1 Tx slot = 9.03 dB, Frame-Average output power = Burst-Average output power – 9.03 dB
2 Tx slot = 6.02 dB, Frame-Average output power = Burst-Average output power – 6.02 dB
3 Tx slot = 4.26 dB, Frame-Average output power = Burst-Average output power – 4.26 dB
4 Tx slot = 3.01 dB, Frame-Average output power = Burst-Average output power – 3.01 dB

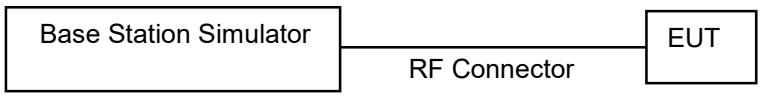

11.1.2 GSM Reduced Conducted Output Power (Hotspot mode activated)

Mode / Band		Voice	GPRS(GMSK) Data – CS1(dBm)				EDGE Data (dBm)			
		GSM	GPRS 1 TX Slot	GPRS 2 TX Slot	GPRS 3 TX Slot	GPRS 4 TX Slot	EDGE 1 TX Slot	EDGE 2 TX Slot	EDGE 3 TX Slot	EDGE 4 TX Slot
Maximum		**30.00**	**30.00**	**26.50**	**25.00**	**24.00**	**27.00**	**25.50**	**23.00**	**22.00**
Nominal		**29.00**	**29.00**	**25.50**	**24.00**	**23.00**	**26.00**	**24.50**	**22.00**	**21.00**
GSM 1900	512	27.51	27.56	24.92	22.95	22.03	25.00	23.02	21.33	20.09
	661	27.82	27.97	24.99	23.13	22.16	25.45	23.35	21.48	20.45
	810	27.94	28.00	25.17	23.15	22.70	25.43	23.35	21.39	20.20

GSM Conducted output powers (Burst-Average)

Mode / Band		Voice	GPRS(GMSK) Data – CS1(dBm)				EDGE Data (dBm)			
		GSM	GPRS 1 TX Slot	GPRS 2 TX Slot	GPRS 3 TX Slot	GPRS 4 TX Slot	EDGE 1 TX Slot	EDGE 2 TX Slot	EDGE 3 TX Slot	EDGE 4 TX Slot
Maximum		**20.97**	**20.97**	**20.48**	**20.74**	**20.99**	**17.97**	**19.48**	**18.74**	**18.99**
Nominal		**19.97**	**19.97**	**19.48**	**19.74**	**19.99**	**16.97**	**18.48**	**17.74**	**17.99**
GSM 1900	512	18.48	18.53	18.90	18.69	18.62	15.97	17.00	17.07	17.08
	661	18.79	18.94	18.97	18.87	19.15	16.42	17.33	17.22	17.44
	810	18.91	18.97	19.15	18.89	19.69	16.40	17.33	17.13	17.19

GSM Conducted output powers (Frame-Average)

Note:
Time slot average factor is as follows:
1 Tx slot = 9.03 dB, Frame-Average output power = Burst-Average output power – 9.03 dB
2 Tx slot = 6.02 dB, Frame-Average output power = Burst-Average output power – 6.02 dB
3 Tx slot = 4.26 dB, Frame-Average output power = Burst-Average output power – 4.26 dB
4 Tx slot = 3.01 dB, Frame-Average output power = Burst-Average output power – 3.01 dB

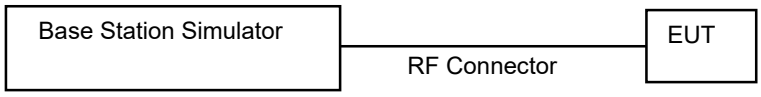

11.1.3 GSM Reduced Conducted Output Power (Grip back and Ear jackActivated)

Mode / Band		Voice	GPRS(GMSK) Data – CS1(dBm)				EDGE Data (dBm)			
		GSM	GPRS 1 TX Slot	GPRS 2 TX Slot	GPRS 3 TX Slot	GPRS 4 TX Slot	EDGE 1 TX Slot	EDGE 2 TX Slot	EDGE 3 TX Slot	EDGE 4 TX Slot
Maximum		**30.00**	**30.00**	**26.50**	**25.00**	**24.00**	**27.00**	**25.50**	**23.00**	**22.00**
Nominal		**29.00**	**29.00**	**25.50**	**24.00**	**23.00**	**26.00**	**24.50**	**22.00**	**21.00**
GSM 1900	512	27.56	27.61	25.01	23.05	21.54	24.94	22.98	21.31	20.01
	661	27.86	27.90	25.04	23.05	22.23	25.25	23.24	21.45	20.44
	810	27.99	27.95	25.09	23.12	22.75	25.33	23.35	21.40	20.25

GSM Conducted output powers (Burst-Average)

Mode / Band		Voice	GPRS(GMSK) Data – CS1(dBm)				EDGE Data (dBm)			
		GSM	GPRS 1 TX Slot	GPRS 2 TX Slot	GPRS 3 TX Slot	GPRS 4 TX Slot	EDGE 1 TX Slot	EDGE 2 TX Slot	EDGE 3 TX Slot	EDGE 4 TX Slot
Maximum		**20.97**	**20.97**	**20.48**	**20.74**	**20.99**	**17.97**	**19.48**	**18.74**	**18.99**
Nominal		**19.97**	**19.97**	**19.48**	**19.74**	**19.99**	**16.97**	**18.48**	**17.74**	**17.99**
GSM 1900	512	18.53	18.58	18.99	18.79	18.53	15.91	16.96	17.05	17.00
	661	18.83	18.87	19.02	18.79	19.22	16.22	17.22	17.19	17.43
	810	18.96	18.92	19.07	18.86	19.74	16.30	17.33	17.14	17.24

GSM Conducted output powers (Frame-Average)

Note:

Time slot average factor is as follows:

1 Tx slot = 9.03 dB, Frame-Average output power = Burst-Average output power – 9.03 dB

2 Tx slot = 6.02 dB, Frame-Average output power = Burst-Average output power – 6.02 dB

3 Tx slot = 4.26 dB, Frame-Average output power = Burst-Average output power – 4.26 dB

4 Tx slot = 3.01 dB, Frame-Average output power = Burst-Average output power – 3.01 dB

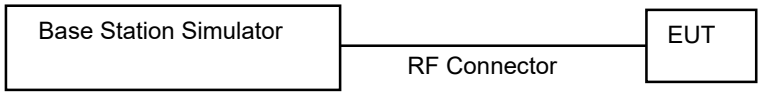

11.2 UMTS

HSPA+
This DUT is only capable of QPSK HSPA+ in uplink. Therefore, the RF conducted power is not measured according to 941225 D01v03r01 3G SAR.

11.2.1 UMTS Maximum Conducted Output Power

UMTS Band 5 Maximum Conducted Output Power

3GPP Release Version	Mode	3GPP 34.121	UMTS Band 5 [dBm]			3GPP MPR
		Subtest	UL4132 DL4357	UL4183 DL4408	UL4233 DL4458	
99	UMTS	12.2 kbps RMC	24.03	23.64	23.51	-
99		12.2 kbps AMR	24.02	23.58	23.49	-
5	HSDPA	Subtest 1	23.13	22.89	22.42	0
5		Subtest 2	22.59	22.38	21.89	0
5		Subtest 3	22.18	21.96	20.96	0.5
5		Subtest 4	21.68	21.44	20.91	0.5
6	HSUPA	Subtest 1	22.16	22.14	21.81	0
6		Subtest 2	20.21	20.23	20.10	2
6		Subtest 3	21.20	21.20	21.07	1
6		Subtest 4	20.20	20.19	20.07	2
6		Subtest 5	23.24	23.22	23.06	0
8	DC-HSDPA	Subtest1	23.72	23.79	23.70	0
8		Subtest2	23.78	23.70	23.71	0
8		Subtest3	23.71	23.74	23.68	0
8		Subtest4	23.69	23.72	23.64	0

UMTS Average Conducted output powers

UMTS Band 4 Maximum Conducted Output Power

3GPP Release Version	Mode	3GPP 34.121	UMTS Band 4 [dBm]			3GPP MPR
		Subtest	UL 1312 DL 1537	UL 1412 DL 1637	UL 1513 DL 1738	
99	UMTS	12.2 kbps RMC	23.89	23.23	23.23	-
99		12.2 kbps AMR	23.61	22.98	23.02	-
5	HSDPA	Subtest 1	23.58	23.25	22.58	0
5		Subtest 2	23.08	22.59	22.17	0
5		Subtest 3	22.90	22.67	22.26	0.5
5		Subtest 4	22.60	22.14	21.74	0.5
6	HSUPA	Subtest 1	22.10	21.60	22.38	0
6		Subtest 2	20.56	20.30	20.29	2
6		Subtest 3	21.62	21.35	21.28	1
6		Subtest 4	20.48	20.27	20.28	2
6		Subtest 5	22.49	22.36	22.37	0
8	DC-HSDPA	Subtest1	23.28	23.21	23.17	0
8		Subtest2	23.22	23.10	23.14	0
8		Subtest3	23.10	23.05	23.07	0
8		Subtest4	23.17	23.10	23.08	0

UMTS Average Conducted output powers

UMTS Band 2 Maximum Conducted Output Power

3GPP Release Version	Mode	3GPP 34.121	UMTS Band 2 [dBm]			3GPP MPR
		Subtest	UL9262 DL9662	UL9400 DL9800	UL9538 DL9938	
99	UMTS	12.2 kbps RMC	23.04	23.00	23.02	-
99		12.2 kbps AMR	22.86	22.83	22.82	-
5	HSDPA	Subtest 1	22.85	23.07	22.83	0
5		Subtest 2	22.83	22.63	22.25	0
5		Subtest 3	22.34	22.60	22.27	0.5
5		Subtest 4	21.25	21.45	21.24	0.5
6	HSUPA	Subtest 1	21.53	22.01	22.07	0
6		Subtest 2	19.65	20.12	20.02	2
6		Subtest 3	20.67	21.07	20.99	1
6		Subtest 4	19.64	20.07	20.01	2
6		Subtest 5	22.75	23.13	23.09	0
8	DC-HSDPA	Subtest 1	22.78	22.96	22.90	0
8		Subtest2	22.77	22.91	22.77	0
8		Subtest3	22.64	22.96	22.81	0
8		Subtest4	22.69	22.92	22.73	0

UMTS Average Conducted output powers

DC-HSDPA Configurations

- 3GPP specification TS 34.121-1 Release 8. was used for used for DC-HSDPA guidance.
- H-set 12(QPSK)was conformed to be used during DC-HSDPA measurements.

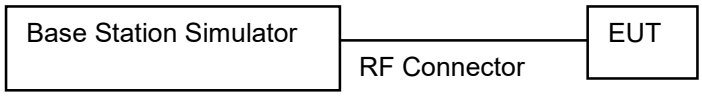

11.2.2 UMTS Reduced Conducted Output Power (Hotspot mode activated)

UMTS Band 4 Hotspot Back-off Power

3GPP Release Version	Mode	3GPP 34.121	UMTS Band 4 [dBm]			3GPP MPR
		Subtest	UL 1312 DL 1537	UL 1412 DL 1637	UL 1513 DL 1738	
99	UMTS	12.2 kbps RMC	20.32	20.07	20.08	-
99		12.2 kbps AMR	20.35	20.08	20.02	-
5	HSDPA	Subtest 1	20.35	20.09	20.09	0
5		Subtest 2	20.32	20.05	20.03	0
5		Subtest 3	20.31	20.07	20.07	0
5		Subtest 4	20.33	20.10	20.07	0
6	HSUPA	Subtest 1	19.52	19.30	19.30	0
6		Subtest 2	19.47	19.29	19.28	0
6		Subtest 3	19.47	19.26	19.27	0
6		Subtest 4	19.42	19.25	19.24	0
6		Subtest 5	20.66	20.43	20.40	0
8	DC-HSDPA	Subtest 1	20.40	20.33	19.75	0
8		Subtest2	20.39	20.31	19.79	0
8		Subtest3	20.38	20.25	19.68	0
8		Subtest4	20.41	20.30	19.83	0

UMTS Average Conducted output powers

UMTS Band 2 Hotspot Back-off Power

3GPP Release Version	Mode	3GPP 34.121	UMTS Band 2 [dBm]			3GPP MPR
		Subtest	UL9262 DL9662	UL9400 DL9800	UL9538 DL9938	
99	UMTS	12.2 kbps RMC	19.46	19.96	19.94	-
99		12.2 kbps AMR	19.47	19.98	19.93	-
5	HSDPA	Subtest 1	19.46	19.95	19.96	0
5		Subtest 2	19.46	19.94	19.93	0
5		Subtest 3	19.45	19.93	19.94	0
5		Subtest 4	19.46	19.92	19.95	0
6	HSUPA	Subtest 1	18.68	19.07	19.01	0
6		Subtest 2	18.63	19.07	19.00	0
6		Subtest 3	18.64	19.05	18.94	0
6		Subtest 4	18.63	19.06	18.91	0
6		Subtest 5	19.70	20.16	20.09	0
8	DC-HSDPA	Subtest 1	18.93	19.73	19.30	0
8		Subtest2	18.89	19.71	19.31	0
8		Subtest3	18.88	19.68	19.29	0
8		Subtest4	18.91	19.70	19.31	0

UMTS Average Conducted output powers

DC-HSDPA Configurations

- 3GPP specification TS 34.121-1 Release 8. was used for used for DC-HSDPA guidance.
- H-set 12(QPSK) was conformed to be used during DC-HSDPA measurements.

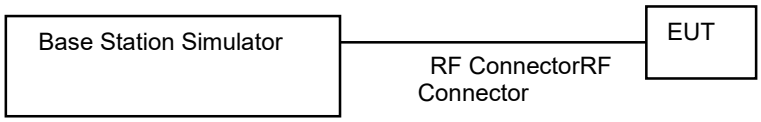

11.2.3 UMTS Reduced Conducted Output Power – (Grip back Activated/ Ear jack Activated)

UMTS Band 4 Grip Back-off Power

3GPP Release Version	Mode	3GPP 34.121	UMTS Band 4 [dBm]			3GPP MPR
		Subtest	UL 1312 DL 1537	UL 1412 DL 1637	UL 1513 DL 1738	
99	UMTS	12.2 kbps RMC	20.36	20.09	20.06	-
99		12.2 kbps AMR	20.28	20.05	20.07	-
5	HSDPA	Subtest 1	20.32	20.07	20.06	0
5		Subtest 2	20.30	20.04	20.00	0
5		Subtest 3	20.31	20.03	20.01	0
5		Subtest 4	20.33	20.06	20.02	0
6	HSUPA	Subtest 1	19.50	19.26	19.27	0
6		Subtest 2	19.36	19.21	19.22	0
6		Subtest 3	19.43	19.31	19.24	0
6		Subtest 4	19.37	19.23	19.24	0
6		Subtest 5	20.41	20.34	20.33	0
8	DC-HSDPA	Subtest 1	20.40	20.20	19.81	0
8		Subtest2	20.41	20.21	19.80	0
8		Subtest3	20.38	20.22	19.79	0
8		Subtest4	20.42	20.33	19.82	0

UMTS Average Conducted output powers

UMTS Band 2 Grip back-off Power

3GPP Release Version	Mode	3GPP 34.121	UMTS Band 2 [dBm]			3GPP MPR
		Subtest	UL9262 DL9662	UL9400 DL9800	UL9538 DL9938	
99	UMTS	12.2 kbps RMC	19.47	19.96	19.95	-
99		12.2 kbps AMR	19.45	19.96	19.91	-
5	HSDPA	Subtest 1	19.45	19.92	19.93	0
5		Subtest 2	19.43	19.92	19.92	0
5		Subtest 3	19.45	19.94	19.91	0
5		Subtest 4	19.44	19.94	19.92	0
6	HSUPA	Subtest 1	18.65	19.05	18.99	0
6		Subtest 2	18.63	19.01	18.97	0
6		Subtest 3	18.66	18.99	18.92	0
6		Subtest 4	18.62	19.02	18.98	0
6		Subtest 5	19.70	20.20	20.11	0
8	DC-HSDPA	Subtest 1	18.91	19.70	19.31	0
8		Subtest 2	18.89	19.71	19.39	0
8		Subtest 3	18.93	19.67	19.32	0
8		Subtest 4	18.90	19.69	19.30	0

- 3GPP specification TS 34.121-1 Release 8. was used for used for DC-HSDPA guidance.
- H-set 12(QPSK) was conformed to be used during DC-HSDPA measurements.

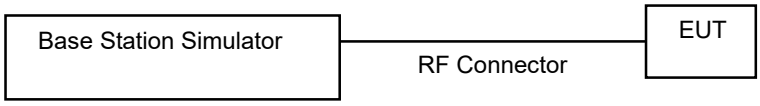

11.3 LTE Maximum Output Power

LTE B4/5/12/13/17/26 at 20 MHz Bandwidth does not support three non-overlapping channels. Per KDB 941225 D05v02r05, when a device supports overlapping channel assignment in a channel bandwidth configuration, the mid channel of the group of overlapping channels should be selected for testing.

11.3.1 LTE Maximum Conducted Power

[LTE Band 2 Conducted Power]

LTE Band 2 _ 1.4 MHz Bandwidth

Bandwidth	Modulation	RB Size	RB Offset	Max. Average Power [dBm]			MPR Allowed Per 3GPP [dB]	MPR [dB]
				18607 Ch. 1850.7 MHz	18900 Ch. 1880 MHz	19193 Ch. 1909.3 MHz		
1.4 MHz	QPSK	1	0	23.00	23.23	23.20	0	0
		1	3	22.85	23.21	23.27	0	0
		1	5	22.95	23.26	23.28	0	0
		3	0	22.95	23.28	23.32	0	0
		3	1	23.02	23.39	23.41	0	0
		3	3	22.89	23.27	23.32	0	0
		6	0	22.03	22.37	22.36	0-1	1
	16QAM	1	0	22.23	22.41	22.18	0-1	1
		1	3	22.15	22.16	22.28	0-1	1
		1	5	22.11	22.34	22.40	0-1	1
		3	0	22.08	22.24	22.20	0-1	1
		3	1	22.19	22.41	22.36	0-1	1
		3	3	22.20	22.42	22.34	0-1	1
		6	0	21.06	21.33	21.30	0-2	2
	64QAM	1	0	21.28	21.38	21.37	0-2	2
		1	3	20.96	21.37	21.24	0-2	2
		1	5	21.11	21.47	21.36	0-2	2
		3	0	21.16	21.34	21.21	0-2	2
		3	1	21.16	21.43	21.26	0-2	2
		3	3	21.15	21.36	21.20	0-2	2
		6	0	20.02	20.36	20.15	0-3	3
	256QAM	1	0	18.23	18.44	18.28	0-5	5
		1	3	18.13	18.34	18.17	0-5	5
		1	5	18.26	18.34	18.40	0-5	5
		3	0	18.13	18.34	18.15	0-5	5
		3	1	18.16	18.36	18.30	0-5	5
		3	3	18.23	18.39	18.26	0-5	5
		6	0	18.14	18.44	18.20	0-5	5

LTE Band 2 _ 3 MHz Bandwidth

Bandwidth	Modulation	RB Size	RB Offset	Max. Average Power [dBm]			MPR Allowed Per 3GPP [dB]	MPR [dB]
				18615 Ch. 1851.5 MHz	18900 Ch. 1880 MHz	19185 Ch. 1908.5 MHz		
3 MHz	QPSK	1	0	22.96	23.23	23.22	0	0
		1	7	22.73	23.05	23.05	0	0
		1	14	22.76	23.09	23.12	0	0
		8	0	21.98	22.35	22.33	0-1	1
		8	3	22.05	22.42	22.34	0-1	1
		8	7	21.99	22.36	22.32	0-1	1
		15	0	21.99	22.34	22.31	0-1	1
	16QAM	1	0	21.94	22.21	22.26	0-1	1
		1	7	21.93	22.10	22.15	0-1	1
		1	14	22.05	22.29	22.39	0-1	1
		8	0	20.98	21.31	21.18	0-2	2
		8	3	20.97	21.27	21.19	0-2	2
		8	7	20.99	21.26	21.17	0-2	2
		15	0	21.02	21.30	21.24	0-2	2
	64QAM	1	0	21.29	21.60	21.42	0-2	2
		1	7	21.28	21.62	21.26	0-2	2
		1	14	21.31	21.61	21.54	0-2	2
		8	0	19.96	20.29	20.11	0-3	3
		8	3	19.99	20.29	20.14	0-3	3
		8	7	20.00	20.31	20.19	0-3	3
		15	0	20.01	20.34	20.18	0-3	3
	256QAM	1	0	18.22	18.50	18.41	0-5	5
		1	7	18.21	18.45	18.26	0-5	5
		1	14	18.19	18.54	18.32	0-5	5
		8	0	17.92	18.26	18.09	0-5	5
		8	3	17.93	18.27	18.07	0-5	5
		8	7	17.97	18.22	18.21	0-5	5
		15	0	18.00	18.31	18.17	0-5	5

LTE Band 2 _ 5 ㎒ Bandwidth

Bandwidth	Modulation	RB Size	RB Offset	Max. Average Power [dBm]			MPR Allowed Per 3GPP [dB]	MPR [dB]
				18625 Ch. 1852.5 ㎒	18900 Ch. 1880 ㎒	19175 Ch. 1907.5 ㎒		
5 ㎒	QPSK	1	0	22.87	23.16	23.08	0	0
		1	12	22.71	23.03	23.05	0	0
		1	24	22.88	23.16	23.18	0	0
		12	0	22.01	22.37	22.32	0-1	1
		12	6	22.01	22.35	22.31	0-1	1
		12	11	22.00	22.35	22.32	0-1	1
		25	0	22.14	22.46	22.59	0-1	1
	16QAM	1	0	22.14	22.34	22.42	0-1	1
		1	12	21.92	22.07	22.20	0-1	1
		1	24	21.89	22.26	22.43	0-1	1
		12	0	21.02	21.45	21.23	0-2	2
		12	6	20.94	21.40	21.17	0-2	2
		12	11	20.94	21.35	21.23	0-2	2
		25	0	21.05	21.41	21.37	0-2	2
	64QAM	1	0	21.35	21.58	21.68	0-2	2
		1	12	21.15	21.56	21.32	0-2	2
		1	24	21.16	21.45	21.48	0-2	2
		12	0	19.98	20.38	20.21	0-3	3
		12	6	19.99	20.28	20.18	0-3	3
		12	11	19.97	20.30	20.27	0-3	3
		25	0	20.06	20.44	20.41	0-3	3
	256QAM	1	0	18.21	18.63	18.44	0-5	5
		1	12	18.20	18.39	18.30	0-5	5
		1	24	18.10	18.45	18.42	0-5	5
		12	0	18.00	18.41	18.21	0-5	5
		12	6	17.96	18.38	18.17	0-5	5
		12	11	17.98	18.37	18.23	0-5	5
		25	0	18.07	18.43	18.36	0-5	5

LTE Band 2 _ 10 ㎒ Bandwidth

Bandwidth	Modulation	RB Size	RB Offset	Max. Average Power [dBm]			MPR Allowed Per 3GPP [dB]	MPR [dB]
				18650 Ch. 1855 ㎒	18900 Ch. 1880 ㎒	19150 Ch. 1905 ㎒		
10 ㎒	QPSK	1	0	22.93	23.21	23.21	0	0
		1	24	22.79	23.12	23.04	0	0
		1	49	22.89	23.11	23.09	0	0
		25	0	22.14	22.46	22.39	0-1	1
		25	12	22.19	22.45	22.46	0-1	1
		25	24	22.26	22.52	22.53	0-1	1
		50	0	22.28	22.51	22.51	0-1	1
	16QAM	1	0	22.10	22.58	22.35	0-1	1
		1	24	22.04	22.37	22.22	0-1	1
		1	49	22.07	22.25	22.31	0-1	1
		25	0	21.10	21.43	21.38	0-2	2
		25	12	21.14	21.45	21.41	0-2	2
		25	24	21.16	21.44	21.39	0-2	2
		50	0	21.21	21.48	21.48	0-2	2
	64QAM	1	0	21.22	21.63	21.61	0-2	2
		1	24	21.06	21.48	21.47	0-2	2
		1	49	21.19	21.54	21.43	0-2	2
		25	0	20.09	20.45	20.40	0-3	3
		25	12	20.12	20.41	20.38	0-3	3
		25	24	20.12	20.42	20.33	0-3	3
		50	0	20.16	20.53	20.48	0-3	3
	256QAM	1	0	18.12	18.59	18.61	0-5	5
		1	24	18.00	18.34	18.35	0-5	5
		1	49	18.00	18.31	18.36	0-5	5
		25	0	18.07	18.44	18.39	0-5	5
		25	12	18.07	18.46	18.39	0-5	5
		25	24	18.13	18.43	18.35	0-5	5
		50	0	18.16	18.52	18.47	0-5	5

LTE Band 2 _ 15 ㎒ Bandwidth

Bandwidth	Modulation	RB Size	RB Offset	Max. Average Power [dBm]			MPR Allowed Per 3GPP [dB]	MPR [dB]
				18675 Ch. 1857.5 ㎒	18900 Ch. 1880 ㎒	19125 Ch. 1902.5 ㎒		
15 ㎒	QPSK	1	0	22.87	23.17	23.22	0	0
		1	36	22.78	23.03	23.08	0	0
		1	74	22.98	23.17	23.12	0	0
		36	0	22.12	22.42	22.38	0-1	1
		36	18	22.16	22.40	22.33	0-1	1
		36	39	22.20	22.44	22.39	0-1	1
		75	0	22.21	22.41	22.33	0-1	1
	16QAM	1	0	22.05	22.38	22.29	0-1	1
		1	36	21.80	22.30	22.20	0-1	1
		1	74	22.20	22.32	22.30	0-1	1
		36	0	21.03	21.40	21.41	0-2	2
		36	18	21.06	21.39	21.36	0-2	2
		36	39	21.12	21.34	21.30	0-2	2
		75	0	21.10	21.40	21.33	0-2	2
	64QAM	1	0	21.16	21.78	21.76	0-2	2
		1	36	20.99	21.54	21.53	0-2	2
		1	74	21.29	21.48	21.34	0-2	2
		36	0	20.06	20.47	20.44	0-3	3
		36	18	20.11	20.42	20.41	0-3	3
		36	39	20.13	20.36	20.30	0-3	3
		75	0	20.08	20.36	20.34	0-3	3
	256QAM	1	0	18.19	18.73	18.64	0-5	5
		1	36	18.01	18.50	18.61	0-5	5
		1	74	18.24	18.32	18.34	0-5	5
		36	0	18.04	18.46	18.39	0-5	5
		36	18	18.01	18.37	18.33	0-5	5
		36	39	18.09	18.33	18.26	0-5	5
		75	0	18.14	18.40	18.32	0-5	5

LTE Band 2 _ 20 ㎒ Bandwidth

Bandwidth	Modulation	RB Size	RB Offset	Max. Average Power [dBm]			MPR Allowed Per 3GPP [dB]	MPR [dB]
				18700 Ch. 1860 ㎒	18900 Ch. 1880 ㎒	19100 Ch. 1900 ㎒		
20 ㎒	QPSK	1	0	22.91	23.19	23.14	0	0
		1	49	22.84	23.10	23.08	0	0
		1	99	22.98	23.07	23.03	0	0
		50	0	22.23	22.42	22.39	0-1	1
		50	25	22.28	22.54	22.44	0-1	1
		50	49	22.25	22.58	22.46	0-1	1
		100	0	22.16	22.43	22.39	0-1	1
	16QAM	1	0	22.12	22.39	22.45	0-1	1
		1	49	22.06	22.23	22.59	0-1	1
		1	99	22.50	22.28	22.19	0-1	1
		50	0	21.16	21.49	21.44	0-2	2
		50	25	21.21	21.45	21.42	0-2	2
		50	49	21.24	21.46	21.40	0-2	2
		100	0	21.08	21.37	21.31	0-2	2
	64QAM	1	0	21.19	21.89	21.48	0-2	2
		1	49	21.20	21.68	21.65	0-2	2
		1	99	21.38	21.43	21.30	0-2	2
		50	0	20.20	20.46	20.49	0-3	3
		50	25	20.21	20.48	20.51	0-3	3
		50	49	20.29	20.49	20.43	0-3	3
		100	0	20.08	20.39	20.39	0-3	3
	256QAM	1	0	18.24	18.70	18.20	0-5	5
		1	49	18.02	18.52	18.47	0-5	5
		1	99	18.42	18.25	18.12	0-5	5
		50	0	18.17	18.45	18.45	0-5	5
		50	25	18.19	18.50	18.46	0-5	5
		50	49	18.25	18.46	18.41	0-5	5
		100	0	18.13	18.43	18.37	0-5	5

[LTE Band 2 Conducted Power _ Upper Ant.]

LTE Band 2 _ 1.4 ㎒ Bandwidth

Bandwidth	Modulation	RB Size	RB Offset	Max. Average Power [dBm]			MPR Allowed Per 3GPP [dB]	MPR [dB]
				18607 Ch. 1850.7 ㎒	18900 Ch. 1880 ㎒	19193 Ch. 1909.3 ㎒		
1.4 ㎒	QPSK	1	0	21.17	20.95	20.91	0	0
		1	3	21.22	21.28	21.02	0	0
		1	5	20.64	21.14	20.81	0	0
		3	0	21.22	20.99	20.87	0	0
		3	1	21.18	21.19	20.96	0	0
		3	3	20.67	21.11	20.73	0	0
		6	0	20.27	20.34	20.20	0-1	1
	16QAM	1	0	20.32	19.79	20.02	0-1	1
		1	3	20.26	20.52	19.76	0-1	1
		1	5	19.89	20.04	19.84	0-1	1
		3	0	20.33	19.89	20.07	0-1	1
		3	1	20.26	20.47	19.85	0-1	1
		3	3	19.91	19.96	19.92	0-1	1
		6	0	19.25	19.06	18.97	0-2	2
	64QAM	1	0	19.39	18.82	19.04	0-2	2
		1	3	19.47	19.29	18.83	0-2	2
		1	5	18.93	19.06	18.81	0-2	2
		3	0	19.33	18.83	19.09	0-2	2
		3	1	19.47	19.22	18.93	0-2	2
		3	3	19.01	18.97	18.81	0-2	2
		6	0	18.06	18.07	17.94	0-3	3
	256QAM	1	0	16.36	15.85	15.77	0-5	5
		1	3	16.32	16.22	15.89	0-5	5
		1	5	15.73	16.11	15.79	0-5	5
		3	0	16.50	16.07	15.87	0-5	5
		3	1	16.36	16.28	15.83	0-5	5
		3	3	15.93	16.14	16.11	0-5	5
		6	0	16.18	16.18	15.91	0-5	5

LTE Band 2 _ 3 MHz Bandwidth

Bandwidth	Modulation	RB Size	RB Offset	Max. Average Power [dBm]			MPR Allowed Per 3GPP [dB]	MPR [dB]
				18615 Ch. 1851.5 MHz	18900 Ch. 1880 MHz	19185 Ch. 1908.5 MHz		
3 MHz	QPSK	1	0	21.06	21.13	20.97	0	0
		1	7	21.02	21.38	21.00	0	0
		1	14	20.81	21.16	20.65	0	0
		8	0	20.48	20.45	20.20	0-1	1
		8	3	20.44	20.40	20.25	0-1	1
		8	7	20.03	20.45	20.39	0-1	1
		15	0	20.19	20.21	20.17	0-1	1
	16QAM	1	0	20.29	19.77	19.98	0-1	1
		1	7	20.24	20.43	19.92	0-1	1
		1	14	19.81	20.01	19.74	0-1	1
		8	0	19.43	19.13	18.96	0-2	2
		8	3	19.27	19.29	18.93	0-2	2
		8	7	19.09	19.24	19.10	0-2	2
		15	0	19.30	19.10	18.92	0-2	2
	64QAM	1	0	19.50	18.90	18.96	0-2	2
		1	7	19.48	19.21	18.82	0-2	2
		1	14	18.80	19.16	18.84	0-2	2
		8	0	18.49	18.10	18.01	0-3	3
		8	3	18.40	18.33	17.96	0-3	3
		8	7	17.93	18.41	18.13	0-3	3
		15	0	18.15	18.08	17.94	0-3	3
	256QAM	1	0	16.31	15.73	15.91	0-5	5
		1	7	16.32	16.11	16.02	0-5	5
		1	14	15.83	16.06	15.84	0-5	5
		8	0	16.57	16.11	15.89	0-5	5
		8	3	16.24	16.10	15.83	0-5	5
		8	7	15.91	16.15	16.03	0-5	5
		15	0	16.20	16.00	15.97	0-5	5

LTE Band 2 _ 5 ㎒ Bandwidth

Bandwidth	Modulation	RB Size	RB Offset	Max. Average Power [dBm]			MPR Allowed Per 3GPP [dB]	MPR [dB]
				18625 Ch. 1852.5 ㎒	18900 Ch. 1880 ㎒	19175 Ch. 1907.5 ㎒		
5 ㎒	QPSK	1	0	21.23	21.09	21.02	0	0
		1	12	21.08	21.32	20.96	0	0
		1	24	20.66	21.06	20.84	0	0
		12	0	20.62	20.48	20.07	0-1	1
		12	6	20.29	20.51	20.20	0-1	1
		12	11	20.13	20.40	20.27	0-1	1
		25	0	20.15	20.15	20.04	0-1	1
	16QAM	1	0	20.29	19.81	20.15	0-1	1
		1	12	20.32	20.56	19.95	0-1	1
		1	24	19.87	20.14	19.67	0-1	1
		12	0	19.55	19.16	18.98	0-2	2
		12	6	19.29	19.33	18.98	0-2	2
		12	11	18.92	19.41	19.15	0-2	2
		25	0	19.17	19.19	18.83	0-2	2
	64QAM	1	0	19.51	18.80	19.05	0-2	2
		1	12	19.49	19.12	18.84	0-2	2
		1	24	18.87	19.16	18.82	0-2	2
		12	0	18.45	18.09	18.00	0-3	3
		12	6	18.35	18.28	18.02	0-3	3
		12	11	17.95	18.38	18.14	0-3	3
		25	0	18.22	18.15	17.98	0-3	3
	256QAM	1	0	16.34	15.82	15.83	0-5	5
		1	12	16.24	16.16	15.95	0-5	5
		1	24	15.71	16.08	15.93	0-5	5
		12	0	16.50	15.99	15.70	0-5	5
		12	6	16.37	16.15	16.00	0-5	5
		12	11	15.87	16.25	16.04	0-5	5
		25	0	16.20	15.99	15.89	0-5	5

LTE Band 2 _ 10 ㎒ Bandwidth

Bandwidth	Modulation	RB Size	RB Offset	Max. Average Power [dBm]			MPR Allowed Per 3GPP [dB]	MPR [dB]
				18650 Ch. 1855 ㎒	18900 Ch. 1880 ㎒	19150 Ch. 1905 ㎒		
10 ㎒	QPSK	1	0	21.07	21.13	21.03	0	0
		1	24	21.15	21.35	21.08	0	0
		1	49	20.75	21.21	20.67	0	0
		25	0	20.51	20.41	20.17	0-1	1
		25	12	20.47	20.34	20.12	0-1	1
		25	24	20.15	20.52	20.37	0-1	1
		50	0	20.20	20.16	20.15	0-1	1
	16QAM	1	0	20.38	19.96	20.16	0-1	1
		1	24	20.38	20.50	19.87	0-1	1
		1	49	19.76	20.20	19.78	0-1	1
		25	0	19.52	19.07	18.95	0-2	2
		25	12	19.29	19.26	18.95	0-2	2
		25	24	18.97	19.28	19.04	0-2	2
		50	0	19.11	19.05	19.00	0-2	2
	64QAM	1	0	19.50	18.79	19.05	0-2	2
		1	24	19.48	19.15	18.88	0-2	2
		1	49	18.88	19.09	18.70	0-2	2
		25	0	18.48	18.17	17.96	0-3	3
		25	12	18.32	18.21	17.99	0-3	3
		25	24	18.00	18.39	18.11	0-3	3
		50	0	18.05	18.06	18.00	0-3	3
	256QAM	1	0	16.26	15.85	15.84	0-5	5
		1	24	16.25	16.31	15.86	0-5	5
		1	49	15.84	16.00	15.92	0-5	5
		25	0	16.61	16.04	15.82	0-5	5
		25	12	16.37	16.24	15.95	0-5	5
		25	24	16.00	16.25	16.14	0-5	5
		50	0	16.27	16.00	15.89	0-5	5

LTE Band 2 _ 15 ㎒ Bandwidth

Bandwidth	Modulation	RB Size	RB Offset	Max. Average Power [dBm]			MPR Allowed Per 3GPP [dB]	MPR [dB]
				18675 Ch. 1857.5 ㎒	18900 Ch. 1880 ㎒	19125 Ch. 1902.5 ㎒		
15 ㎒	QPSK	1	0	21.10	20.93	20.94	0	0
		1	36	21.16	21.34	21.05	0	0
		1	74	20.68	21.20	20.68	0	0
		36	0	20.47	20.32	20.17	0-1	1
		36	18	20.40	20.36	20.27	0-1	1
		36	39	20.11	20.45	20.38	0-1	1
		75	0	20.14	20.23	20.09	0-1	1
	16QAM	1	0	20.28	19.85	20.01	0-1	1
		1	36	20.29	20.39	19.82	0-1	1
		1	74	19.87	20.11	19.72	0-1	1
		36	0	19.44	19.09	18.92	0-2	2
		36	18	19.19	19.27	18.98	0-2	2
		36	39	19.09	19.32	19.14	0-2	2
		75	0	19.14	19.17	19.01	0-2	2
	64QAM	1	0	19.35	18.76	18.86	0-2	2
		1	36	19.38	19.22	18.79	0-2	2
		1	74	18.92	19.16	18.67	0-2	2
		36	0	18.49	18.16	17.94	0-3	3
		36	18	18.37	18.36	18.01	0-3	3
		36	39	18.05	18.24	17.97	0-3	3
		75	0	18.13	18.21	17.97	0-3	3
	256QAM	1	0	16.39	15.76	15.81	0-5	5
		1	36	16.32	16.15	16.04	0-5	5
		1	74	15.84	15.96	15.95	0-5	5
		36	0	16.55	15.99	15.75	0-5	5
		36	18	16.24	16.18	15.94	0-5	5
		36	39	16.01	16.15	16.13	0-5	5
		75	0	16.11	16.04	15.99	0-5	5

LTE Band 2 _ 20 ㎒ Bandwidth

Bandwidth	Modulation	RB Size	RB Offset	Max. Average Power [dBm]			MPR Allowed Per 3GPP [dB]	MPR [dB]
				18700 Ch. 1860 ㎒	18900 Ch. 1880 ㎒	19100 Ch. 1900 ㎒		
20 ㎒	QPSK	1	0	21.14	21.03	20.94	0	0
		1	49	21.12	21.30	21.04	0	0
		1	99	20.72	21.15	20.74	0	0
		50	0	20.56	20.39	20.11	0-1	1
		50	25	20.37	20.41	20.21	0-1	1
		50	49	20.10	20.45	20.35	0-1	1
		100	0	20.24	20.25	20.13	0-1	1
	16QAM	1	0	20.37	19.86	20.07	0-1	1
		1	49	20.30	20.48	19.86	0-1	1
		1	99	19.86	20.10	19.75	0-1	1
		50	0	19.53	19.11	18.96	0-2	2
		50	25	19.29	19.34	19.01	0-2	2
		50	49	19.01	19.31	19.10	0-2	2
		100	0	19.20	19.15	18.91	0-2	2
	64QAM	1	0	19.42	18.82	18.95	0-2	2
		1	49	19.41	19.21	18.89	0-2	2
		1	99	18.90	19.12	18.77	0-2	2
		50	0	18.53	18.08	17.92	0-3	3
		50	25	18.32	18.28	17.96	0-3	3
		50	49	18.02	18.31	18.06	0-3	3
		100	0	18.14	18.13	18.03	0-3	3
	256QAM	1	0	16.31	15.79	15.86	0-5	5
		1	49	16.31	16.21	15.95	0-5	5
		1	99	15.74	16.06	15.86	0-5	5
		50	0	16.54	16.03	15.79	0-5	5
		50	25	16.28	16.19	15.92	0-5	5
		50	49	15.97	16.24	16.09	0-5	5
		100	0	16.19	16.08	15.91	0-5	5

[LTE Band 4 Conducted Power]

LTE Band 4 _ 1.4 ㎒ Bandwidth

Bandwidth	Modulation	RB Size	RB Offset	Max. Average Power [dBm]			MPR Allowed Per 3GPP [dB]	MPR [dB]
				19957 Ch. 1710.7 ㎒	20175 Ch. 1732.5 ㎒	20393 Ch. 1754.3 ㎒		
1.4 ㎒	QPSK	1	0	23.32	23.15	23.14	0	0
		1	3	23.37	23.26	23.15	0	0
		1	5	23.48	23.32	23.28	0	0
		3	0	23.46	23.33	23.26	0	0
		3	1	23.60	23.38	23.37	0	0
		3	3	23.50	23.31	23.21	0	0
		6	0	22.62	22.46	22.32	0-1	1
	16QAM	1	0	22.76	22.66	22.60	0-1	1
		1	3	22.77	22.59	22.47	0-1	1
		1	5	22.69	22.72	22.53	0-1	1
		3	0	22.60	22.44	22.41	0-1	1
		3	1	22.69	22.60	22.44	0-1	1
		3	3	22.67	22.55	22.49	0-1	1
		6	0	21.72	21.51	21.44	0-2	2
	64QAM	1	0	21.75	21.72	21.53	0-2	2
		1	3	21.67	21.69	21.50	0-2	2
		1	5	21.78	21.61	21.55	0-2	2
		3	0	21.53	21.42	21.38	0-2	2
		3	1	21.63	21.53	21.41	0-2	2
		3	3	21.64	21.47	21.55	0-2	2
		6	0	20.60	20.39	20.38	0-3	3
	256QAM	1	0	18.58	18.47	18.50	0-5	5
		1	3	18.39	18.43	18.41	0-5	5
		1	5	18.70	18.61	18.48	0-5	5
		3	0	18.64	18.45	18.41	0-5	5
		3	1	18.72	18.54	18.38	0-5	5
		3	3	18.64	18.51	18.39	0-5	5
		6	0	18.59	18.51	18.34	0-5	5

LTE Band 4 _ 3 MHz Bandwidth

Bandwidth	Modulation	RB Size	RB Offset	Max. Average Power [dBm]			MPR Allowed Per 3GPP [dB]	MPR [dB]
				19965 Ch. 1711.5 MHz	20175 Ch. 1732.5 MHz	20385 Ch. 1753.5 MHz		
3 MHz	QPSK	1	0	23.37	23.16	23.11	0	0
		1	7	23.18	23.04	23.04	0	0
		1	14	23.31	23.14	23.09	0	0
		8	0	22.52	22.34	22.27	0-1	1
		8	3	22.59	22.41	22.34	0-1	1
		8	7	22.60	22.39	22.30	0-1	1
		15	0	22.56	22.39	22.33	0-1	1
	16QAM	1	0	22.73	22.55	22.52	0-1	1
		1	7	22.66	22.45	22.26	0-1	1
		1	14	22.82	22.66	22.56	0-1	1
		8	0	21.56	21.28	21.30	0-2	2
		8	3	21.56	21.40	21.36	0-2	2
		8	7	21.53	21.39	21.38	0-2	2
		15	0	21.61	21.41	21.31	0-2	2
	64QAM	1	0	21.79	21.63	21.56	0-2	2
		1	7	21.83	21.61	21.42	0-2	2
		1	14	21.90	21.66	21.53	0-2	2
		8	0	20.56	20.36	20.24	0-3	3
		8	3	20.61	20.32	20.28	0-3	3
		8	7	20.50	20.45	20.34	0-3	3
		15	0	20.56	20.45	20.35	0-3	3
	256QAM	1	0	18.58	18.45	18.38	0-5	5
		1	7	18.44	18.31	18.17	0-5	5
		1	14	18.55	18.49	18.29	0-5	5
		8	0	18.37	18.20	18.12	0-5	5
		8	3	18.42	18.27	18.14	0-5	5
		8	7	18.48	18.28	18.15	0-5	5
		15	0	18.45	18.38	18.28	0-5	5

LTE Band 4 _ 5 ㎒ Bandwidth

Bandwidth	Modulation	RB Size	RB Offset	Max. Average Power [dBm]			MPR Allowed Per 3GPP [dB]	MPR [dB]
				19975 Ch. 1712.5 ㎒	20175 Ch. 1732.5 ㎒	20375 Ch. 1752.5 ㎒		
5 ㎒	QPSK	1	0	23.29	23.12	23.06	0	0
		1	12	23.22	23.04	22.98	0	0
		1	24	23.40	23.25	23.15	0	0
		12	0	22.55	22.42	22.34	0-1	1
		12	6	22.62	22.37	22.34	0-1	1
		12	11	22.63	22.44	22.38	0-1	1
		25	0	22.65	22.42	22.37	0-1	1
	16QAM	1	0	22.66	22.71	22.40	0-1	1
		1	12	22.53	22.33	22.00	0-1	1
		1	24	22.74	22.53	22.37	0-1	1
		12	0	21.58	21.44	21.33	0-2	2
		12	6	21.60	21.43	21.33	0-2	2
		12	11	21.67	21.45	21.41	0-2	2
		25	0	21.61	21.46	21.37	0-2	2
	64QAM	1	0	21.89	21.74	21.66	0-2	2
		1	12	21.77	21.71	21.51	0-2	2
		1	24	21.86	21.79	21.63	0-2	2
		12	0	20.55	20.37	20.31	0-3	3
		12	6	20.62	20.41	20.31	0-3	3
		12	11	20.56	20.43	20.34	0-3	3
		25	0	20.60	20.41	20.34	0-3	3
	256QAM	1	0	18.66	18.57	18.37	0-5	5
		1	12	18.54	18.54	18.37	0-5	5
		1	24	18.76	18.61	18.51	0-5	5
		12	0	18.54	18.40	18.31	0-5	5
		12	6	18.51	18.42	18.27	0-5	5
		12	11	18.55	18.40	18.28	0-5	5
		25	0	18.59	18.37	18.33	0-5	5

LTE Band 4 _ 10 ㎒ Bandwidth

Bandwidth	Modulation	RB Size	RB Offset	Max. Average Power [dBm]			MPR Allowed Per 3GPP [dB]	MPR [dB]
				20000 Ch. 1715 ㎒	20175 Ch. 1732.5 ㎒	20350 Ch. 1750 ㎒		
10 ㎒	QPSK	1	0	23.41	23.17	23.08	0	0
		1	24	23.29	23.09	23.06	0	0
		1	49	23.38	23.17	23.16	0	0
		25	0	22.61	22.36	22.42	0-1	1
		25	12	22.64	22.44	22.44	0-1	1
		25	24	22.68	22.46	22.45	0-1	1
		50	0	22.76	22.46	22.48	0-1	1
	16QAM	1	0	22.52	22.75	22.38	0-1	1
		1	24	22.73	22.61	22.32	0-1	1
		1	49	22.79	22.69	22.60	0-1	1
		25	0	21.67	21.46	21.43	0-2	2
		25	12	21.67	21.49	21.46	0-2	2
		25	24	21.68	21.47	21.42	0-2	2
		50	0	21.75	21.54	21.42	0-2	2
	64QAM	1	0	21.83	21.40	21.47	0-2	2
		1	24	21.79	21.39	21.36	0-2	2
		1	49	21.89	21.53	21.50	0-2	2
		25	0	20.60	20.37	20.39	0-3	3
		25	12	20.63	20.39	20.36	0-3	3
		25	24	20.61	20.47	20.41	0-3	3
		50	0	20.75	20.52	20.45	0-3	3
	256QAM	1	0	18.69	18.59	18.53	0-5	5
		1	24	18.78	18.58	18.60	0-5	5
		1	49	18.88	18.68	18.67	0-5	5
		25	0	18.61	18.38	18.33	0-5	5
		25	12	18.61	18.37	18.35	0-5	5
		25	24	18.62	18.40	18.35	0-5	5
		50	0	18.65	18.38	18.38	0-5	5

LTE Band 4 _ 15 ㎒ Bandwidth

Bandwidth	Modulation	RB Size	RB Offset	Max. Average Power [dBm]			MPR Allowed Per 3GPP [dB]	MPR [dB]
				20025 Ch. 1717.5 ㎒	20175 Ch. 1732.5 ㎒	20325 Ch. 1747.5 ㎒		
15 ㎒	QPSK	1	0	23.25	23.04	23.03	0	0
		1	36	23.28	23.08	23.10	0	0
		1	74	23.47	23.23	23.19	0	0
		36	0	22.62	22.36	22.38	0-1	1
		36	18	22.68	22.41	22.39	0-1	1
		36	39	22.73	22.50	22.44	0-1	1
		75	0	22.61	22.39	22.39	0-1	1
	16QAM	1	0	22.56	22.42	22.26	0-1	1
		1	36	22.69	22.32	22.31	0-1	1
		1	74	22.86	22.55	22.60	0-1	1
		36	0	21.64	21.42	21.38	0-2	2
		36	18	21.64	21.43	21.36	0-2	2
		36	39	21.73	21.47	21.45	0-2	2
		75	0	21.68	21.39	21.33	0-2	2
	64QAM	1	0	21.76	21.56	21.51	0-2	2
		1	36	21.77	21.43	21.41	0-2	2
		1	74	21.92	21.73	21.66	0-2	2
		36	0	20.61	20.41	20.35	0-3	3
		36	18	20.69	20.51	20.43	0-3	3
		36	39	20.70	20.52	20.43	0-3	3
		75	0	20.59	20.35	20.34	0-3	3
	256QAM	1	0	18.64	18.49	18.52	0-5	5
		1	36	18.61	18.67	18.44	0-5	5
		1	74	18.86	18.60	18.55	0-5	5
		36	0	18.57	18.36	18.28	0-5	5
		36	18	18.61	18.37	18.35	0-5	5
		36	39	18.64	18.42	18.36	0-5	5
		75	0	18.59	18.34	18.31	0-5	5

LTE Band 4 _ 20 ㎒ Bandwidth

Bandwidth	Modulation	RB Size	RB Offset	Max. Average Power [dBm]			MPR Allowed Per 3GPP [dB]	MPR [dB]
				20050 ch. 1720 MH	20175 ch. 1732.5 ㎒	20300 ch. 1745 MHz		
20 ㎒	QPSK	1	0	23.24	23.03	22.95	0	0
		1	49	23.29	23.09	23.09	0	0
		1	99	23.46	23.21	23.16	0	0
		50	0	22.61	22.40	22.40	0-1	1
		50	25	22.65	22.48	22.51	0-1	1
		50	49	22.72	22.53	22.54	0-1	1
		100	0	22.58	22.36	22.41	0-1	1
	16QAM	1	0	22.77	22.39	22.17	0-1	1
		1	49	22.89	22.46	22.51	0-1	1
		1	99	22.90	22.53	22.52	0-1	1
		50	0	21.67	21.43	21.43	0-2	2
		50	25	21.68	21.52	21.49	0-2	2
		50	49	21.71	21.57	21.47	0-2	2
		100	0	21.61	21.36	21.34	0-2	2
	64QAM	1	0	21.66	21.54	21.58	0-2	2
		1	49	21.74	21.67	21.64	0-2	2
		1	99	21.85	21.69	21.59	0-2	2
		50	0	20.68	20.40	20.38	0-3	3
		50	25	20.74	20.48	20.50	0-3	3
		50	49	20.75	20.54	20.48	0-3	3
		100	0	20.60	20.39	20.37	0-3	3
	256QAM	1	0	18.60	18.37	18.42	0-5	5
		1	49	18.69	18.53	18.52	0-5	5
		1	99	18.95	18.67	18.63	0-5	5
		50	0	18.56	18.33	18.36	0-5	5
		50	25	18.65	18.43	18.40	0-5	5
		50	49	18.70	18.47	18.47	0-5	5
		100	0	18.61	18.39	18.32	0-5	5

[LTE Band 5 Conducted Power]

LTE Band 5 _ 1.4 ㎒ Bandwidth

Bandwidth	Modulation	RB Size	RB Offset	Max. Average Power [dBm]			MPR Allowed Per 3GPP [dB]	MPR [dB]
				20407 Ch. 824.7 ㎒	20525 Ch. 836.5 ㎒	20643 Ch. 848.3 ㎒		
1.4 ㎒	QPSK	1	0	23.68	23.68	23.68	0	0
		1	3	23.65	23.67	23.61	0	0
		1	5	23.76	23.74	23.71	0	0
		3	0	23.83	23.82	23.72	0	0
		3	1	23.79	23.80	23.77	0	0
		3	3	23.77	23.68	23.64	0	0
		6	0	22.88	22.87	22.76	0-1	1
	16QAM	1	0	23.13	23.09	22.94	0-1	1
		1	3	23.09	23.00	22.77	0-1	1
		1	5	22.99	22.99	22.89	0-1	1
		3	0	22.88	22.89	22.85	0-1	1
		3	1	22.94	22.92	22.97	0-1	1
		3	3	22.90	22.96	22.90	0-1	1
		6	0	21.92	21.90	21.84	0-2	2
	64QAM	1	0	22.11	22.00	21.99	0-2	2
		1	3	21.94	22.03	22.00	0-2	2
		1	5	22.06	22.01	22.09	0-2	2
		3	0	21.92	21.92	21.91	0-2	2
		3	1	21.98	22.00	21.92	0-2	2
		3	3	21.93	21.95	21.93	0-2	2
		6	0	20.89	20.83	20.83	0-3	3
	256QAM	1	0	19.01	19.03	18.94	0-5	5
		1	3	18.95	18.84	18.89	0-5	5
		1	5	19.04	19.09	19.04	0-5	5
		3	0	18.95	18.91	18.86	0-5	5
		3	1	18.92	18.95	18.89	0-5	5
		3	3	18.98	18.95	18.91	0-5	5
		6	0	18.90	18.87	18.84	0-5	5

LTE Band 5 _ 3 ㎒ Bandwidth

Bandwidth	Modulation	RB Size	RB Offset	Max. Average Power [dBm]			MPR Allowed Per 3GPP [dB]	MPR [dB]
				20415 Ch. 825.5 ㎒	20525 Ch. 836.5 ㎒	20635 Ch. 847.5 ㎒		
3 ㎒	QPSK	1	0	23.78	23.70	23.75	0	0
		1	7	23.60	23.60	23.55	0	0
		1	14	23.61	23.60	23.53	0	0
		8	0	22.88	22.85	22.81	0-1	1
		8	3	22.91	22.86	22.80	0-1	1
		8	7	22.92	22.82	22.80	0-1	1
		15	0	22.86	22.88	22.84	0-1	1
	16QAM	1	0	23.05	22.87	22.94	0-1	1
		1	7	23.10	22.67	22.81	0-1	1
		1	14	23.09	22.85	22.99	0-1	1
		8	0	21.85	21.90	21.86	0-2	2
		8	3	21.93	21.90	21.89	0-2	2
		8	7	21.93	21.88	21.87	0-2	2
		15	0	21.89	21.89	21.82	0-2	2
	64QAM	1	0	22.19	22.04	21.99	0-2	2
		1	7	22.16	22.11	21.88	0-2	2
		1	14	22.29	22.03	22.02	0-2	2
		8	0	20.86	20.93	20.76	0-3	3
		8	3	20.84	20.91	20.84	0-3	3
		8	7	20.78	20.86	20.83	0-3	3
		15	0	20.89	20.86	20.86	0-3	3
	256QAM	1	0	19.24	19.06	19.18	0-5	5
		1	7	19.22	18.84	18.81	0-5	5
		1	14	19.10	19.03	18.89	0-5	5
		8	0	18.73	18.76	18.71	0-5	5
		8	3	18.76	18.74	18.75	0-5	5
		8	7	18.82	18.76	18.77	0-5	5
		15	0	18.89	18.91	18.78	0-5	5

LTE Band 5 _ 5 MHz Bandwidth

Bandwidth	Modulation	RB Size	RB Offset	Max. Average Power [dBm]			MPR Allowed Per 3GPP [dB]	MPR [dB]
				20425 Ch. 826.5 MHz	20525 Ch. 836.5 MHz	20625 Ch. 846.5 MHz		
5 MHz	QPSK	1	0	23.94	23.64	23.60	0	0
		1	12	23.81	23.49	23.48	0	0
		1	24	23.89	23.68	23.61	0	0
		12	0	22.86	22.83	22.82	0-1	1
		12	6	22.84	22.84	22.80	0-1	1
		12	11	22.88	22.83	22.81	0-1	1
		25	0	22.83	22.88	22.81	0-1	1
	16QAM	1	0	23.10	23.09	23.14	0-1	1
		1	12	22.80	22.92	22.89	0-1	1
		1	24	22.82	23.02	23.02	0-1	1
		12	0	21.90	21.82	21.86	0-2	2
		12	6	21.87	21.84	21.84	0-2	2
		12	11	21.88	21.87	21.84	0-2	2
		25	0	21.90	21.82	21.80	0-2	2
	64QAM	1	0	22.01	22.04	22.04	0-2	2
		1	12	21.80	21.91	21.83	0-2	2
		1	24	22.01	21.94	21.89	0-2	2
		12	0	21.01	20.87	20.86	0-3	3
		12	6	20.98	20.87	20.82	0-3	3
		12	11	20.91	20.89	20.82	0-3	3
		25	0	20.89	20.92	20.83	0-3	3
	256QAM	1	0	19.09	19.06	19.10	0-5	5
		1	12	18.93	18.95	18.88	0-5	5
		1	24	19.07	19.03	19.04	0-5	5
		12	0	18.92	18.85	18.85	0-5	5
		12	6	18.96	18.91	18.79	0-5	5
		12	11	18.92	18.92	18.80	0-5	5
		25	0	18.89	18.88	18.88	0-5	5

LTE Band 5 _ 10 ㎒ Bandwidth

Bandwidth	Modulation	RB Size	RB Offset	Max. Average Power [dBm] 20525 Ch. 836.5 ㎒	MPR Allowed Per 3GPP [dB]	MPR [dB]
10 ㎒	QPSK	1	0	23.79	0	0
		1	24	23.62	0	0
		1	49	23.65	0	0
		25	0	22.90	0-1	1
		25	12	22.89	0-1	1
		25	24	22.81	0-1	1
		50	0	22.93	0-1	1
	16QAM	1	0	22.88	0-1	1
		1	24	23.05	0-1	1
		1	49	23.02	0-1	1
		25	0	21.91	0-2	2
		25	12	21.86	0-2	2
		25	24	21.85	0-2	2
		50	0	21.92	0-2	2
	64QAM	1	0	22.12	0-2	2
		1	24	22.06	0-2	2
		1	49	21.93	0-2	2
		25	0	20.91	0-3	3
		25	12	20.91	0-3	3
		25	24	20.86	0-3	3
		50	0	20.95	0-3	3
	256QAM	1	0	19.02	0-5	5
		1	24	18.98	0-5	5
		1	49	18.89	0-5	5
		25	0	18.92	0-5	5
		25	12	18.92	0-5	5
		25	24	18.88	0-5	5
		50	0	18.92	0-5	5

[LTE Band 12 Conducted Power]

LTE Band 12 _ 1.4 ㎒ Bandwidth

Bandwidth	Modulation	RB Size	RB Offset	Max. Average Power [dBm]			MPR Allowed Per 3GPP [dB]	MPR [dB]
				23017 Ch. 699.7 ㎒	23095 Ch. 707.5 ㎒	23173 Ch. 715.3 ㎒		
1.4 ㎒	QPSK	1	0	23.89	23.77	23.61	0	0
		1	3	23.86	23.75	23.53	0	0
		1	5	23.97	23.83	23.62	0	0
		3	0	23.97	23.82	23.65	0	0
		3	1	23.96	23.86	23.66	0	0
		3	3	23.91	23.75	23.52	0	0
		6	0	23.04	22.90	22.67	0-1	1
	16QAM	1	0	23.12	23.12	22.87	0-1	1
		1	3	23.04	23.09	22.66	0-1	1
		1	5	23.23	22.97	22.80	0-1	1
		3	0	23.03	22.83	22.70	0-1	1
		3	1	23.12	23.01	22.81	0-1	1
		3	3	23.09	22.96	22.75	0-1	1
		6	0	22.10	21.99	21.75	0-2	2
	64QAM	1	0	22.17	22.11	21.90	0-2	2
		1	3	22.19	22.07	21.89	0-2	2
		1	5	22.14	22.16	21.84	0-2	2
		3	0	21.99	21.94	21.75	0-2	2
		3	1	22.11	22.04	21.84	0-2	2
		3	3	22.07	21.93	21.74	0-2	2
		6	0	20.97	20.86	20.66	0-3	3
	256QAM	1	0	19.16	19.04	18.85	0-5	5
		1	3	19.14	19.10	18.75	0-5	5
		1	5	19.19	19.13	18.73	0-5	5
		3	0	19.12	18.92	18.81	0-5	5
		3	1	19.14	18.99	18.83	0-5	5
		3	3	19.18	19.04	18.84	0-5	5
		6	0	19.09	18.94	18.77	0-5	5

LTE Band 12 _ 3 MHz Bandwidth

Bandwidth	Modulation	RB Size	RB Offset	Max. Average Power [dBm]			MPR Allowed Per 3GPP [dB]	MPR [dB]
				23025 Ch. 700.5 MHz	23095 Ch. 707.5 MHz	23165 Ch. 714.5 MHz		
3 MHz	QPSK	1	0	23.93	23.71	23.58	0	0
		1	7	23.77	23.56	23.39	0	0
		1	14	23.77	23.59	23.39	0	0
		8	0	23.03	22.89	22.75	0-1	1
		8	3	23.07	22.88	22.71	0-1	1
		8	7	23.07	22.86	22.70	0-1	1
		15	0	23.01	22.90	22.70	0-1	1
	16QAM	1	0	23.09	22.95	22.78	0-1	1
		1	7	23.12	22.81	22.72	0-1	1
		1	14	23.34	22.82	22.67	0-1	1
		8	0	22.06	21.91	21.76	0-2	2
		8	3	22.06	21.86	21.76	0-2	2
		8	7	21.98	21.87	21.70	0-2	2
		15	0	22.09	21.94	21.72	0-2	2
	64QAM	1	0	22.38	22.15	21.88	0-2	2
		1	7	22.28	22.15	22.06	0-2	2
		1	14	22.38	22.21	22.01	0-2	2
		8	0	21.02	20.85	20.75	0-3	3
		8	3	21.05	20.98	20.73	0-3	3
		8	7	21.06	20.89	20.72	0-3	3
		15	0	21.08	20.93	20.68	0-3	3
	256QAM	1	0	19.28	19.20	18.96	0-5	5
		1	7	19.16	19.04	18.75	0-5	5
		1	14	19.10	19.05	18.77	0-5	5
		8	0	18.92	18.79	18.62	0-5	5
		8	3	18.93	18.80	18.59	0-5	5
		8	7	18.94	18.77	18.59	0-5	5
		15	0	19.01	18.90	18.74	0-5	5

LTE Band 12 _ 5 MHz Bandwidth

Bandwidth	Modulation	RB Size	RB Offset	Max. Average Power [dBm]			MPR Allowed Per 3GPP [dB]	MPR [dB]
				23035 Ch. 701.5 MHz	23095 Ch. 707.5 MHz	23155 Ch. 713.5 MHz		
5 MHz	QPSK	1	0	23.84	23.66	23.55	0	0
		1	12	23.73	23.56	23.38	0	0
		1	24	23.84	23.67	23.56	0	0
		12	0	23.07	22.90	22.75	0-1	1
		12	6	23.06	22.89	22.76	0-1	1
		12	11	23.02	22.90	22.74	0-1	1
		25	0	23.07	22.88	22.79	0-1	1
	16QAM	1	0	23.22	23.22	22.99	0-1	1
		1	12	23.08	22.89	22.64	0-1	1
		1	24	23.24	23.04	22.80	0-1	1
		12	0	22.05	21.93	21.73	0-2	2
		12	6	22.04	21.94	21.74	0-2	2
		12	11	22.07	21.98	21.83	0-2	2
		25	0	22.05	21.97	21.74	0-2	2
	64QAM	1	0	22.30	22.23	22.21	0-2	2
		1	12	22.33	22.26	22.03	0-2	2
		1	24	22.40	22.17	22.04	0-2	2
		12	0	21.07	20.97	20.79	0-3	3
		12	6	21.01	20.93	20.72	0-3	3
		12	11	21.11	20.92	20.72	0-3	3
		25	0	21.05	20.92	20.75	0-3	3
	256QAM	1	0	19.21	19.21	18.94	0-5	5
		1	12	19.16	19.17	18.94	0-5	5
		1	24	19.14	19.11	18.98	0-5	5
		12	0	19.10	18.92	18.75	0-5	5
		12	6	19.08	18.97	18.72	0-5	5
		12	11	19.07	18.94	18.72	0-5	5
		25	0	19.12	18.94	18.81	0-5	5

LTE Band 12 _ 10 ㎒ Bandwidth

Bandwidth	Modulation	RB Size	RB Offset	Max. Average Power [dBm] 23095 Ch. 707.5 ㎒	MPR Allowed Per 3GPP [dB]	MPR [dB]
10 ㎒	QPSK	1	0	23.81	0	0
		1	24	23.63	0	0
		1	49	23.61	0	0
		25	0	22.96	0-1	1
		25	12	22.91	0-1	1
		25	24	22.90	0-1	1
		50	0	22.95	0-1	1
	16QAM	1	0	23.11	0-1	1
		1	24	23.06	0-1	1
		1	49	22.97	0-1	1
		25	0	21.91	0-2	2
		25	12	21.91	0-2	2
		25	24	21.88	0-2	2
		50	0	21.96	0-2	2
	64QAM	1	0	22.26	0-2	2
		1	24	22.14	0-2	2
		1	49	22.07	0-2	2
		25	0	20.93	0-3	3
		25	12	20.92	0-3	3
		25	24	20.88	0-3	3
		50	0	20.95	0-3	3
	256QAM	1	0	19.32	0-5	5
		1	24	19.27	0-5	5
		1	49	19.10	0-5	5
		25	0	19.02	0-5	5
		25	12	18.93	0-5	5
		25	24	18.93	0-5	5
		50	0	18.97	0-5	5

[LTE Band 13 Conducted Power]

LTE Band 13 _ 5 ㎒ Bandwidth

Bandwidth	Modulation	RB Size	RB Offset	Max. Average Power [dBm]			MPR Allowed Per 3GPP [dB]	MPR [dB]
				23205 Ch. 779.5 ㎒	23230 Ch. 782 ㎒	23255 Ch. 784.5 ㎒		
5 ㎒	QPSK	1	0	23.28	23.32	23.36	0	0
		1	12	23.17	23.26	23.29	0	0
		1	24	23.32	23.35	23.31	0	0
		12	0	22.47	22.56	22.57	0-1	1
		12	6	22.48	22.54	22.57	0-1	1
		12	11	22.48	22.53	22.55	0-1	1
		25	0	22.49	22.55	22.57	0-1	1
	16QAM	1	0	22.47	22.80	22.85	0-1	1
		1	12	22.56	22.44	22.60	0-1	1
		1	24	22.64	22.61	22.71	0-1	1
		12	0	21.52	21.60	21.66	0-2	2
		12	6	21.50	21.62	21.59	0-2	2
		12	11	21.54	21.57	21.61	0-2	2
		25	0	21.49	21.58	21.59	0-2	2
	64QAM	1	0	21.65	21.84	21.86	0-2	2
		1	12	21.40	21.77	21.60	0-2	2
		1	24	21.38	21.72	21.54	0-2	2
		12	0	20.54	20.60	20.63	0-3	3
		12	6	20.52	20.53	20.61	0-3	3
		12	11	20.60	20.51	20.60	0-3	3
		25	0	20.51	20.58	20.62	0-3	3
	256QAM	1	0	18.75	18.62	18.84	0-5	5
		1	12	18.89	18.67	18.72	0-5	5
		1	24	18.86	18.74	18.74	0-5	5
		12	0	18.54	18.57	18.62	0-5	5
		12	6	18.55	18.62	18.61	0-5	5
		12	11	18.49	18.55	18.61	0-5	5
		25	0	18.52	18.63	18.55	0-5	5

LTE Band 13 _ 10 ㎒ Bandwidth

Bandwidth	Modulation	RB Size	RB Offset	Max. Average Power [dBm] 23230 Ch. 782 ㎒	MPR Allowed Per 3GPP [dB]	MPR [dB]
10 ㎒	QPSK	1	0	23.46	0	0
		1	24	23.27	0	0
		1	49	23.25	0	0
		25	0	22.58	0-1	1
		25	12	22.53	0-1	1
		25	24	22.53	0-1	1
		50	0	22.60	0-1	1
	16QAM	1	0	22.61	0-1	1
		1	24	22.68	0-1	1
		1	49	22.78	0-1	1
		25	0	21.59	0-2	2
		25	12	21.59	0-2	2
		25	24	21.57	0-2	2
		50	0	21.61	0-2	2
	64QAM	1	0	21.65	0-2	2
		1	24	21.71	0-2	2
		1	49	21.62	0-2	2
		25	0	20.58	0-3	3
		25	12	20.54	0-3	3
		25	24	20.54	0-3	3
		50	0	20.62	0-3	3
	256QAM	1	0	18.82	0-5	5
		1	24	18.90	0-5	5
		1	49	18.73	0-5	5
		25	0	18.63	0-5	5
		25	12	18.54	0-5	5
		25	24	18.50	0-5	5
		50	0	18.56	0-5	5

[LTE Band 17 Conducted Power]
LTE Band 17 _ 5 ㎒ Bandwidth

Bandwidth	Modulation	RB Size	RB Offset	Max. Average Power [dBm]			MPR Allowed Per 3GPP [dB]	MPR [dB]
				23755 706.5 MHz	23790 ch. 710 MHz	23825 713.5 MHz		
5 ㎒	QPSK	1	0	23.77	23.72	23.64	0	0
		1	12	23.70	23.60	23.49	0	0
		1	24	23.77	23.70	23.61	0	0
		12	0	23.02	22.94	22.87	0-1	1
		12	6	23.02	22.92	22.84	0-1	1
		12	11	23.01	22.94	22.87	0-1	1
		25	0	23.03	22.94	22.87	0-1	1
	16QAM	1	0	23.17	23.04	23.03	0-1	1
		1	12	23.30	22.92	22.93	0-1	1
		1	24	23.10	23.02	23.01	0-1	1
		12	0	22.04	22.03	21.81	0-2	2
		12	6	21.99	21.98	21.84	0-2	2
		12	11	22.00	22.01	21.88	0-2	2
		25	0	22.01	22.01	21.90	0-2	2
	64QAM	1	0	22.48	22.22	22.30	0-2	2
		1	12	22.33	22.14	22.16	0-2	2
		1	24	22.33	22.22	22.08	0-2	2
		12	0	21.06	21.03	20.89	0-3	3
		12	6	21.05	20.91	20.86	0-3	3
		12	11	21.00	20.95	20.90	0-3	3
		25	0	21.05	20.94	20.90	0-3	3
	256QAM	1	0	19.43	19.18	19.10	0-5	5
		1	12	19.32	19.05	19.03	0-5	5
		1	24	19.35	19.09	18.99	0-5	5
		12	0	19.02	18.94	18.81	0-5	5
		12	6	18.96	18.89	18.82	0-5	5
		12	11	18.97	18.92	18.83	0-5	5
		25	0	18.99	18.90	18.81	0-5	5

LTE Band 17 _ 10 ㎒ Bandwidth

Bandwidth	Modulation	RB Size	RB Offset	Max. Average Power [dBm] 23790 710 MHz	MPR Allowed Per 3GPP [dB]	MPR [dB]
10 ㎒	QPSK	1	0	23.81	0	0
		1	24	23.65	0	0
		1	49	23.58	0	0
		25	0	23.00	0-1	1
		25	12	22.99	0-1	1
		25	24	22.93	0-1	1
		50	0	22.98	0-1	1
	16QAM	1	0	23.33	0-1	1
		1	24	22.94	0-1	1
		1	49	22.86	0-1	1
		25	0	22.01	0-2	2
		25	12	21.95	0-2	2
		25	24	21.96	0-2	2
		50	0	21.97	0-2	2
	64QAM	1	0	22.32	0-2	2
		1	24	22.15	0-2	2
		1	49	22.18	0-2	2
		25	0	21.03	0-3	3
		25	12	20.97	0-3	3
		25	24	20.95	0-3	3
		50	0	21.03	0-3	3
	256QAM	1	0	19.37	0-5	5
		1	24	19.16	0-5	5
		1	49	19.06	0-5	5
		25	0	18.96	0-5	5
		25	12	18.88	0-5	5
		25	24	18.90	0-5	5
		50	0	18.96	0-5	0

[LTE Band 26 Conducted Power]

LTE Band 26 _ 1.4 ㎒ Bandwidth

Bandwidth	Modulation	RB Size	RB Offset	Max. Average Power [dBm]			MPR Allowed Per 3GPP [dB]	MPR [dB]
				26697 Ch. 814.7 ㎒	26865 Ch. 831.5 ㎒	27033 Ch. 848.3 ㎒		
1.4 ㎒	QPSK	1	0	23.59	23.71	23.60	0	0
		1	3	23.58	23.67	23.61	0	0
		1	5	23.65	23.77	23.70	0	0
		3	0	23.68	23.81	23.82	0	0
		3	1	23.69	23.85	23.72	0	0
		3	3	23.59	23.74	23.71	0	0
		6	0	22.74	22.88	22.86	0-1	1
	16QAM	1	0	22.86	23.14	23.16	0-1	1
		1	3	22.84	22.96	22.97	0-1	1
		1	5	22.80	22.95	22.90	0-1	1
		3	0	22.75	22.87	22.81	0-1	1
		3	1	22.82	23.01	22.83	0-1	1
		3	3	22.88	22.95	22.88	0-1	1
		6	0	21.78	21.88	21.82	0-2	2
	64QAM	1	0	21.83	21.95	21.97	0-2	2
		1	3	21.72	21.95	21.93	0-2	2
		1	5	21.85	22.05	22.00	0-2	2
		3	0	21.76	21.91	21.89	0-2	2
		3	1	21.72	21.84	22.00	0-2	2
		3	3	21.79	21.91	21.91	0-2	2
		6	0	20.68	20.86	20.78	0-3	3
	256QAM	1	0	18.77	19.03	18.99	0-5	5
		1	3	18.71	18.85	18.89	0-5	5
		1	5	18.71	18.99	18.90	0-5	5
		3	0	18.82	18.89	18.90	0-5	5
		3	1	18.71	18.93	18.85	0-5	5
		3	3	18.80	18.97	18.92	0-5	5
		6	0	18.69	18.90	18.83	0-5	5

LTE Band 26 _ 3 MHz Bandwidth

Bandwidth	Modulation	RB Size	RB Offset	Max. Average Power [dBm]			MPR Allowed Per 3GPP [dB]	MPR [dB]
				26705 Ch. 815.5 MHz	26865 Ch. 831.5 MHz	27025 Ch. 847.5 MHz		
3 MHz	QPSK	1	0	23.61	23.70	23.68	0	0
		1	7	23.43	23.56	23.47	0	0
		1	14	23.44	23.58	23.52	0	0
		8	0	22.74	22.88	22.88	0-1	1
		8	3	22.76	22.96	22.89	0-1	1
		8	7	22.74	22.92	22.88	0-1	1
		15	0	22.75	22.88	22.84	0-1	1
	16QAM	1	0	22.75	22.95	23.03	0-1	1
		1	7	22.58	22.94	22.92	0-1	1
		1	14	22.83	23.08	23.18	0-1	1
		8	0	21.78	21.85	21.81	0-2	2
		8	3	21.77	21.95	21.86	0-2	2
		8	7	21.74	21.91	21.86	0-2	2
		15	0	21.74	21.92	21.90	0-2	2
	64QAM	1	0	21.91	21.81	22.06	0-2	2
		1	7	21.75	21.80	21.80	0-2	2
		1	14	21.87	21.84	21.85	0-2	2
		8	0	20.74	20.88	20.85	0-3	3
		8	3	20.68	20.92	20.85	0-3	3
		8	7	20.73	20.87	20.90	0-3	3
		15	0	20.78	20.87	20.86	0-3	3
	256QAM	1	0	18.90	19.21	18.97	0-5	5
		1	7	18.73	19.02	18.97	0-5	5
		1	14	18.91	19.06	19.06	0-5	5
		8	0	18.65	18.75	18.75	0-5	5
		8	3	18.62	18.74	18.67	0-5	5
		8	7	18.64	18.77	18.75	0-5	5
		15	0	18.71	18.87	18.83	0-5	5

LTE Band 26 _ 5 ㎒ Bandwidth

Bandwidth	Modulation	RB Size	RB Offset	Max. Average Power [dBm]			MPR Allowed Per 3GPP [dB]	MPR [dB]
				26715 Ch. 816.5 ㎒	26865 Ch. 831.5 ㎒	27015 Ch. 846.5 ㎒		
5 ㎒	QPSK	1	0	23.55	23.65	23.58	0	0
		1	12	23.45	23.58	23.47	0	0
		1	24	23.51	23.67	23.62	0	0
		12	0	22.80	22.91	22.84	0-1	1
		12	6	22.77	22.86	22.86	0-1	1
		12	11	22.72	22.87	22.81	0-1	1
		25	0	22.73	22.94	22.85	0-1	1
	16QAM	1	0	23.07	23.18	23.02	0-1	1
		1	12	22.73	22.82	22.71	0-1	1
		1	24	22.84	22.92	23.07	0-1	1
		12	0	21.74	21.90	21.91	0-2	2
		12	6	21.77	21.88	21.87	0-2	2
		12	11	21.72	21.89	21.89	0-2	2
		25	0	21.78	21.90	21.79	0-2	2
	64QAM	1	0	21.91	22.10	22.21	0-2	2
		1	12	21.66	22.01	21.98	0-2	2
		1	24	21.80	22.10	21.97	0-2	2
		12	0	20.75	20.87	20.87	0-3	3
		12	6	20.79	20.89	20.84	0-3	3
		12	11	20.81	20.86	20.86	0-3	3
		25	0	20.77	20.90	20.85	0-3	3
	256QAM	1	0	18.93	19.16	18.96	0-5	5
		1	12	18.68	19.04	18.76	0-5	5
		1	24	18.90	19.12	18.86	0-5	5
		12	0	18.82	18.88	18.87	0-5	5
		12	6	18.76	18.84	18.90	0-5	5
		12	11	18.73	18.87	18.85	0-5	5
		25	0	18.75	18.93	18.85	0-5	5

LTE Band 26 _ 10 ㎒ Bandwidth

Bandwidth	Modulation	RB Size	RB Offset	Max. Average Power [dBm]			MPR Allowed Per 3GPP [dB]	MPR [dB]
				26740 Ch. 819 ㎒	26865 Ch. 831.5 ㎒	26990 Ch. 844 ㎒		
10 ㎒	QPSK	1	0	23.75	23.78	23.73	0	0
		1	24	23.61	23.58	23.57	0	0
		1	49	23.54	23.56	23.56	0	0
		25	0	22.83	22.93	22.84	0-1	1
		25	12	22.82	22.93	22.83	0-1	1
		25	24	22.79	22.94	22.81	0-1	1
		50	0	22.86	23.00	22.91	0-1	1
	16QAM	1	0	22.95	23.32	23.14	0-1	1
		1	24	23.02	22.94	23.08	0-1	1
		1	49	23.05	23.07	23.12	0-1	1
		25	0	21.86	21.94	21.88	0-2	2
		25	12	21.86	21.94	21.82	0-2	2
		25	24	21.87	21.88	21.84	0-2	2
		50	0	21.89	21.94	21.91	0-2	2
	64QAM	1	0	22.12	22.18	22.08	0-2	2
		1	24	21.96	22.00	22.00	0-2	2
		1	49	21.95	21.93	21.87	0-2	2
		25	0	20.86	20.94	20.89	0-3	3
		25	12	20.82	20.88	20.86	0-3	3
		25	24	20.78	20.88	20.85	0-3	3
		50	0	20.84	20.95	20.94	0-3	3
	256QAM	1	0	19.05	19.26	19.26	0-5	5
		1	24	18.93	19.02	19.08	0-5	5
		1	49	18.99	19.05	19.05	0-5	5
		25	0	18.85	18.96	18.98	0-5	5
		25	12	18.86	18.92	18.94	0-5	5
		25	24	18.86	18.90	18.93	0-5	5
		50	0	18.87	18.94	18.88	0-5	5

LTE Band 26 _ 15 ㎒ Bandwidth

Bandwidth	Modulation	RB Size	RB Offset	Max. Average Power [dBm] 26865 Ch. 831.5 ㎒	MPR Allowed Per 3GPP [dB]	MPR [dB]
15 ㎒	QPSK	1	0	23.77	0	0
		1	36	23.54	0	0
		1	74	23.59	0	0
		36	0	22.97	0-1	1
		36	18	22.91	0-1	1
		36	39	22.90	0-1	1
		75	0	22.92	0-1	1
	16QAM	1	0	23.35	0-1	1
		1	36	22.95	0-1	1
		1	74	23.03	0-1	1
		36	0	21.95	0-2	2
		36	18	21.91	0-2	2
		36	39	21.85	0-2	2
		75	0	21.93	0-2	2
	64QAM	1	0	22.25	0-2	2
		1	36	21.89	0-2	2
		1	74	21.98	0-2	2
		36	0	20.96	0-3	3
		36	18	20.94	0-3	3
		36	39	20.91	0-3	3
		75	0	20.89	0-3	3
	256QAM	1	0	19.24	0-5	5
		1	36	19.03	0-5	5
		1	74	19.05	0-5	5
		36	0	18.95	0-5	5
		36	18	18.88	0-5	5
		36	39	18.85	0-5	5
		75	0	18.96	0-5	5

[LTE Band 41 Conducted Power]

LTE Band 41 _ 5 MHz Bandwidth

Band width	Modulation	RB Size	RB Offset	Max. Average Power [dBm]					MPR Allowed Per GPP [dB]	MPR [dB]
				39750 Ch. 2506.0 MHz	40185 Ch. 2549.5 MHz	40620 Ch. 2593.0 MHz	41055 Ch. 2636.5 MHz	41490 Ch. 2680.0 MHz		
5 MHz	QPSK	1	0	24.00	24.02	24.02	23.47	23.41	0	0
		1	12	23.90	23.95	23.96	23.41	23.36	0	0
		1	24	24.00	24.10	24.05	23.50	23.48	0	0
		12	0	23.18	23.25	23.24	22.66	22.64	0-1	1
		12	6	23.16	23.22	23.24	22.64	22.64	0-1	1
		12	11	23.16	23.26	23.25	22.67	22.67	0-1	1
		25	0	23.23	23.30	23.28	22.66	22.71	0-1	1
	16QAM	1	0	23.17	23.09	23.18	22.82	22.52	0-1	1
		1	12	22.98	22.89	23.09	22.69	22.47	0-1	1
		1	24	23.07	23.00	23.09	22.66	22.41	0-1	1
		12	0	22.16	22.28	22.25	21.64	21.63	0-2	2
		12	6	22.12	22.29	22.25	21.64	21.65	0-2	2
		12	11	22.13	22.30	22.25	21.65	21.66	0-2	2
		25	0	22.21	22.25	22.23	21.65	21.65	0-2	2
	64QAM	1	0	22.26	22.38	22.31	21.81	21.68	0-2	2
		1	12	22.24	22.31	22.28	21.69	21.60	0-2	2
		1	24	22.30	22.37	22.27	21.77	21.62	0-2	2
		12	0	21.26	21.31	21.18	20.61	20.65	0-3	3
		12	6	21.23	21.28	21.21	20.60	20.67	0-3	3
		12	11	21.25	21.27	21.23	20.62	20.67	0-3	3
		25	0	21.21	21.29	21.27	20.67	20.68	0-3	3
	256QAM	1	0	19.27	19.16	19.17	18.45	18.51	0-5	5
		1	12	19.18	19.15	19.14	18.32	18.31	0-5	5
		1	24	19.25	19.20	19.16	18.47	18.35	0-5	5
		12	0	19.25	19.29	19.30	18.72	18.71	0-5	5
		12	6	19.21	19.28	19.28	18.71	18.70	0-5	5
		12	11	19.24	19.30	19.29	18.72	18.72	0-5	5
		25	0	19.27	19.30	19.31	18.69	18.71	0-5	5

LTE Band 41 _ 10 MHz Bandwidth

Band width	Modulation	RB Size	RB Offset	Max. Average Power [dBm]					MPR Allowed Per 3GPP [dB]	MPR [dB]
				39750 Ch. 2506.0 MHz	40185 Ch. 2549.5 MHz	40620 Ch. 2593.0 MHz	41055 Ch. 2636.5 MHz	41490 Ch. 2680.0 MHz		
10 MHz	QPSK	1	0	24.18	24.14	24.15	23.65	23.53	0	0
		1	24	23.94	23.99	23.94	23.42	23.36	0	0
		1	49	23.93	24.01	23.95	23.42	23.38	0	0
		25	0	23.27	23.31	23.33	22.71	22.69	0-1	1
		25	12	23.24	23.31	23.31	22.70	22.71	0-1	1
		25	24	23.23	23.31	23.28	22.69	22.70	0-1	1
		50	0	23.30	23.37	23.38	22.72	22.75	0-1	1
	16QAM	1	0	23.29	23.26	23.18	22.51	22.55	0-1	1
		1	24	23.13	23.16	23.04	22.39	22.47	0-1	1
		1	49	23.16	23.16	23.09	22.46	22.56	0-1	1
		25	0	22.23	22.28	22.30	21.65	21.66	0-2	2
		25	12	22.23	22.26	22.28	21.63	21.66	0-2	2
		25	24	22.20	22.26	22.24	21.63	21.65	0-2	2
		50	0	22.28	22.34	22.33	21.70	21.73	0-2	2
	64QAM	1	0	22.35	22.54	22.27	21.56	21.63	0-2	2
		1	24	22.25	22.45	22.14	21.44	21.59	0-2	2
		1	49	22.30	22.44	22.11	21.56	21.61	0-2	2
		25	0	21.24	21.30	21.32	20.66	20.66	0-3	3
		25	12	21.20	21.27	21.26	20.65	20.63	0-3	3
		25	24	21.18	21.29	21.25	20.65	20.66	0-3	3
		50	0	21.29	21.39	21.36	20.74	20.78	0-3	3
	256QAM	1	0	19.20	19.35	19.21	18.51	18.59	0-5	5
		1	24	19.14	19.25	19.18	18.45	18.46	0-5	5
		1	49	19.11	19.16	19.15	18.55	18.51	0-5	5
		25	0	19.30	19.38	19.37	18.76	18.74	0-5	5
		25	12	19.25	19.35	19.32	18.71	18.69	0-5	5
		25	24	19.25	19.34	19.31	18.71	18.69	0-5	5
		50	0	19.31	19.36	19.35	18.73	18.74	0-5	5

LTE Band 41 _ 15 MHz Bandwidth

Band width	Modulation	RB Size	RB Offset	Max. Average Power [dBm]					MPR Allowed Per 3GPP [dB]	MPR [dB]
				39750 Ch. 2506.0 MHz	40185 Ch. 2549.5 MHz	40620 Ch. 2593.0 MHz	41055 Ch. 2636.5 MHz	41490 Ch. 2680.0 MHz		
15 MHz	QPSK	1	0	24.05	24.09	24.06	23.52	23.49	0	0
		1	36	23.88	23.97	23.94	23.40	23.40	0	0
		1	74	23.95	24.05	23.96	23.44	23.44	0	0
		36	0	23.28	23.26	23.31	22.70	22.71	0-1	1
		36	18	23.22	23.26	23.27	22.68	22.68	0-1	1
		36	39	23.21	23.27	23.24	22.65	22.68	0-1	1
		75	0	23.25	23.24	23.27	22.66	22.68	0-1	1
	16QAM	1	0	22.96	23.26	23.27	22.67	22.65	0-1	1
		1	36	22.76	23.05	23.20	22.46	22.56	0-1	1
		1	74	23.04	23.06	23.13	22.50	22.60	0-1	1
		36	0	22.26	22.25	22.27	21.67	21.66	0-2	2
		36	18	22.19	22.21	22.21	21.65	21.62	0-2	2
		36	39	22.18	22.22	22.19	21.62	21.61	0-2	2
		75	0	22.22	22.27	22.27	21.67	21.68	0-2	2
	64QAM	1	0	22.33	22.16	22.31	21.81	21.75	0-2	2
		1	36	22.21	22.07	22.13	21.75	21.64	0-2	2
		1	74	22.27	22.14	22.17	21.66	21.65	0-2	2
		36	0	21.25	21.28	21.30	20.73	20.70	0-3	3
		36	18	21.22	21.28	21.25	20.73	20.71	0-3	3
		36	39	21.21	21.27	21.23	20.69	20.68	0-3	3
		75	0	21.26	21.29	21.27	20.69	20.70	0-3	3
	256QAM	1	0	19.26	19.11	19.11	18.56	18.36	0-5	5
		1	36	19.15	19.07	18.89	18.38	18.25	0-5	5
		1	74	19.18	19.12	18.85	18.37	18.26	0-5	5
		36	0	19.24	19.26	19.30	18.69	18.66	0-5	5
		36	18	19.20	19.23	19.25	18.66	18.68	0-5	5
		36	39	19.22	19.23	19.23	18.65	18.68	0-5	5
		75	0	19.26	19.29	19.31	18.70	18.73	0-5	5

LTE Band 41 _ 20 ㎒ Bandwidth

Band width	Modulation	RB Size	RB Offset	Max. Average Power [dBm]					MPR Allowed Per 3GPP [dB]	MPR [dB]
				39750 Ch. 2506.0 ㎒	40185 Ch. 2549.5 ㎒	40620 Ch. 2593.0 ㎒	41055 Ch. 2636.5 ㎒	41490 Ch. 2680.0 ㎒		
20 ㎒	QPSK	1	0	24.07	24.10	24.19	23.65	23.55	0	0
		1	49	23.89	23.95	23.96	23.42	23.41	0	0
		1	99	23.85	23.95	23.88	23.39	23.38	0	0
		50	0	23.29	23.30	23.39	22.75	22.74	0-1	1
		50	25	23.27	23.30	23.34	22.72	22.75	0-1	1
		50	49	23.21	23.30	23.28	22.67	22.72	0-1	1
		100	0	23.23	23.25	23.27	22.68	22.68	0-1	1
	16QAM	1	0	23.08	23.29	23.24	22.56	22.64	0-1	1
		1	49	22.91	23.13	23.12	22.42	22.59	0-1	1
		1	99	22.92	23.21	22.94	22.44	22.56	0-1	1
		50	0	22.28	22.33	22.35	21.71	21.74	0-2	2
		50	25	22.23	22.30	22.31	21.70	21.74	0-2	2
		50	49	22.18	22.29	22.25	21.65	21.71	0-2	2
		100	0	22.20	22.27	22.26	21.67	21.69	0-2	2
	64QAM	1	0	22.15	22.04	22.42	21.81	21.78	0-2	2
		1	49	22.01	22.04	22.29	21.60	21.66	0-2	2
		1	99	22.03	22.07	22.23	21.61	21.67	0-2	2
		50	0	21.29	21.34	21.37	20.75	20.73	0-3	3
		50	25	21.26	21.33	21.33	20.71	20.73	0-3	3
		50	49	21.21	21.33	21.27	20.68	20.74	0-3	3
		100	0	21.16	21.25	21.24	20.65	20.66	0-3	3
	256QAM	1	0	19.01	19.18	19.13	18.60	18.57	0-5	5
		1	49	18.79	18.95	18.91	18.43	18.48	0-5	5
		1	99	18.79	18.95	18.86	18.41	18.46	0-5	5
		50	0	19.28	19.35	19.38	18.75	18.76	0-5	5
		50	25	19.25	19.36	19.34	18.74	18.77	0-5	5
		50	49	19.22	19.33	19.28	18.71	18.72	0-5	5
		100	0	19.19	19.29	19.29	18.69	18.70	0-5	5

Note; LTE Band 41 has 5 required test channels per FCC KDB 447498 D01v06.

[LTE Band 66 Conducted Power]

LTE Band 66 _ 1.4 ㎒ Bandwidth

Bandwidth	Modulation	RB Size	RB Offset	Max. Average Power [dBm]			MPR Allowed Per 3GPP [dB]	MPR [dB]
				131979Ch. 1710.7 ㎒	132322 Ch. 1745 ㎒	132665 Ch. 1779.3 ㎒		
1.4 ㎒	QPSK	1	0	23.46	23.41	23.19	0	0
		1	3	23.44	23.38	23.15	0	0
		1	5	23.53	23.52	23.23	0	0
		3	0	23.52	23.49	23.25	0	0
		3	1	23.67	23.62	23.38	0	0
		3	3	23.61	23.57	23.32	0	0
		6	0	22.65	22.62	22.33	0-1	1
	16QAM	1	0	22.85	22.74	22.38	0-1	1
		1	3	22.85	22.59	22.50	0-1	1
		1	5	22.83	22.61	22.53	0-1	1
		3	0	22.70	22.55	22.35	0-1	1
		3	1	22.75	22.67	22.45	0-1	1
		3	3	22.71	22.58	22.46	0-1	1
		6	0	21.78	21.55	21.36	0-2	2
	64QAM	1	0	21.81	21.67	21.50	0-2	2
		1	3	21.66	21.57	21.36	0-2	2
		1	5	21.81	21.65	21.46	0-2	2
		3	0	21.75	21.53	21.28	0-2	2
		3	1	21.78	21.51	21.36	0-2	2
		3	3	21.66	21.52	21.37	0-2	2
		6	0	20.72	20.51	20.26	0-3	3
	256QAM	1	0	18.73	18.56	18.35	0-5	5
		1	3	18.73	18.62	18.36	0-5	5
		1	5	18.69	18.54	18.34	0-5	5
		3	0	18.58	18.45	18.25	0-5	5
		3	1	18.64	18.47	18.24	0-5	5
		3	3	18.59	18.45	18.33	0-5	5
		6	0	18.60	18.45	18.26	0-5	5

LTE Band 66 _ 3 ㎒ Bandwidth

Bandwidth	Modulation	RB Size	RB Offset	Max. Average Power [dBm]			MPR Allowed Per 3GPP [dB]	MPR [dB]
				131987 Ch. 1711.5 ㎒	132322 Ch. 1745 ㎒	132657 Ch. 1778.5 ㎒		
3 ㎒	QPSK	1	0	23.52	23.40	23.19	0	0
		1	7	23.44	23.36	23.09	0	0
		1	14	23.51	23.46	23.14	0	0
		8	0	22.75	22.56	22.39	0-1	1
		8	3	22.76	22.65	22.40	0-1	1
		8	7	22.75	22.63	22.40	0-1	1
		15	0	22.69	22.59	22.37	0-1	1
	16QAM	1	0	22.78	22.71	22.29	0-1	1
		1	7	22.79	22.55	22.34	0-1	1
		1	14	22.90	22.76	22.51	0-1	1
		8	0	21.77	21.61	21.24	0-2	2
		8	3	21.77	21.60	21.35	0-2	2
		8	7	21.76	21.57	21.34	0-2	2
		15	0	21.76	21.64	21.33	0-2	2
	64QAM	1	0	21.90	21.74	21.37	0-2	2
		1	7	21.88	21.72	21.40	0-2	2
		1	14	21.90	21.80	21.53	0-2	2
		8	0	20.69	20.56	20.17	0-3	3
		8	3	20.64	20.57	20.28	0-3	3
		8	7	20.68	20.64	20.24	0-3	3
		15	0	20.68	20.56	20.28	0-3	3
	256QAM	1	0	18.66	18.60	17.97	0-5	5
		1	7	18.49	18.46	18.16	0-5	5
		1	14	18.56	18.61	18.20	0-5	5
		8	0	18.63	18.51	18.15	0-5	5
		8	3	18.63	18.51	18.16	0-5	5
		8	7	18.67	18.53	18.16	0-5	5
		15	0	18.65	18.49	18.12	0-5	5

LTE Band 66 _ 5 ㎒ Bandwidth

Bandwidth	Modulation	RB Size	RB Offset	Max. Average Power [dBm]			MPR Allowed Per 3GPP [dB]	MPR [dB]
				131997 Ch. 1712.5 ㎒	132322Ch. 1745 ㎒	132647 Ch. 1777.5 ㎒		
5 ㎒	QPSK	1	0	23.46	23.45	23.14	0	0
		1	12	23.53	23.45	23.16	0	0
		1	24	23.63	23.56	23.25	0	0
		12	0	22.80	22.65	22.38	0-1	1
		12	6	22.76	22.65	22.40	0-1	1
		12	11	22.78	22.71	22.40	0-1	1
		25	0	22.89	22.74	22.53	0-1	1
	16QAM	1	0	22.96	22.69	22.44	0-1	1
		1	12	22.73	22.54	22.27	0-1	1
		1	24	22.80	22.73	22.43	0-1	1
		12	0	21.75	21.62	21.33	0-2	2
		12	6	21.81	21.70	21.33	0-2	2
		12	11	21.84	21.64	21.37	0-2	2
		25	0	21.88	21.70	21.43	0-2	2
	64QAM	1	0	21.93	21.80	21.55	0-2	2
		1	12	21.96	21.73	21.44	0-2	2
		1	24	22.02	21.70	21.52	0-2	2
		12	0	20.78	20.66	20.28	0-3	3
		12	6	20.77	20.67	20.27	0-3	3
		12	11	20.79	20.69	20.34	0-3	3
		25	0	20.78	20.67	20.40	0-3	3
	256QAM	1	0	18.78	18.66	18.26	0-5	5
		1	12	18.72	18.42	18.21	0-5	5
		1	24	18.71	18.58	18.35	0-5	5
		12	0	18.63	18.54	18.16	0-5	5
		12	6	18.70	18.55	18.22	0-5	5
		12	11	18.69	18.62	18.16	0-5	5
		25	0	18.70	18.58	18.27	0-5	5

LTE Band 66 _ 10 ㎒ Bandwidth

Bandwidth	Modulation	RB Size	RB Offset	Max. Average Power [dBm]			MPR Allowed Per 3GPP [dB]	MPR [dB]
				132022 Ch. 1715 ㎒	132322 Ch. 1745 ㎒	132622 Ch. 1775 ㎒		
10 ㎒	QPSK	1	0	23.56	23.40	23.21	0	0
		1	24	23.50	23.32	23.10	0	0
		1	49	23.60	23.46	23.18	0	0
		25	0	22.80	22.68	22.50	0-1	1
		25	12	22.80	22.75	22.49	0-1	1
		25	24	22.88	22.77	22.50	0-1	1
		50	0	22.91	22.83	22.56	0-1	1
	16QAM	1	0	22.90	22.67	22.43	0-1	1
		1	24	22.69	22.76	22.35	0-1	1
		1	49	22.90	22.78	22.54	0-1	1
		25	0	21.83	21.69	21.46	0-2	2
		25	12	21.88	21.68	21.41	0-2	2
		25	24	21.89	21.67	21.40	0-2	2
		50	0	21.91	21.75	21.50	0-2	2
	64QAM	1	0	21.86	21.61	21.48	0-2	2
		1	24	21.90	21.63	21.39	0-2	2
		1	49	21.95	21.77	21.42	0-2	2
		25	0	20.77	20.66	20.37	0-3	3
		25	12	20.78	20.66	20.32	0-3	3
		25	24	20.78	20.68	20.33	0-3	3
		50	0	20.87	20.74	20.41	0-3	3
	256QAM	1	0	18.81	18.68	18.30	0-5	5
		1	24	18.70	18.57	18.16	0-5	5
		1	49	18.72	18.59	18.28	0-5	5
		25	0	18.73	18.60	18.33	0-5	5
		25	12	18.74	18.63	18.30	0-5	5
		25	24	18.75	18.65	18.30	0-5	5
		50	0	18.78	18.67	18.37	0-5	5

LTE Band 66 _ 15 ㎒ Bandwidth

Bandwidth	Modulation	RB Size	RB Offset	Max. Average Power [dBm]			MPR Allowed Per 3GPP [dB]	MPR [dB]
				132047 Ch. 1717.5 ㎒	132322 Ch. 1745 ㎒	132597 Ch. 1772.5 ㎒		
15 ㎒	QPSK	1	0	23.45	23.44	23.25	0	0
		1	36	23.52	23.49	23.22	0	0
		1	74	23.66	23.56	23.25	0	0
		36	0	22.80	22.70	22.48	0-1	1
		36	18	22.84	22.74	22.49	0-1	1
		36	39	22.84	22.75	22.50	0-1	1
		75	0	22.78	22.69	22.51	0-1	1
	16QAM	1	0	22.85	22.67	22.62	0-1	1
		1	36	22.76	22.66	22.41	0-1	1
		1	74	22.95	22.68	22.52	0-1	1
		36	0	21.76	21.64	21.46	0-2	2
		36	18	21.81	21.66	21.39	0-2	2
		36	39	21.85	21.65	21.43	0-2	2
		75	0	21.78	21.62	21.42	0-2	2
	64QAM	1	0	21.82	21.72	21.50	0-2	2
		1	36	21.95	21.71	21.31	0-2	2
		1	74	21.93	21.66	21.38	0-2	2
		36	0	20.80	20.67	20.40	0-3	3
		36	18	20.82	20.69	20.41	0-3	3
		36	39	20.88	20.67	20.35	0-3	3
		75	0	20.78	20.60	20.35	0-3	3
	256QAM	1	0	18.68	18.58	18.40	0-5	5
		1	36	18.80	18.54	18.28	0-5	5
		1	74	18.92	18.71	18.38	0-5	5
		36	0	18.75	18.58	18.37	0-5	5
		36	18	18.78	18.58	18.35	0-5	5
		36	39	18.80	18.60	18.28	0-5	5
		75	0	18.74	18.57	18.31	0-5	5

LTE Band 66 _ 20 ㎒ Bandwidth

Bandwidth	Modulation	RB Size	RB Offset	Max. Average Power [dBm]			MPR Allowed Per 3GPP [dB]	MPR [dB]
				132072 Ch. 1720 ㎒	132322 Ch. 1745 ㎒	132572 Ch. 1770 ㎒		
20 ㎒	QPSK	1	0	23.55	23.37	23.32	0	0
		1	49	23.64	23.46	23.28	0	0
		1	99	22.91	23.49	23.24	0	0
		50	0	22.90	22.81	22.61	0-1	1
		50	25	22.92	22.87	22.65	0-1	1
		50	49	22.93	22.84	22.63	0-1	1
		100	0	22.89	22.76	22.56	0-1	1
	16QAM	1	0	22.92	22.64	22.56	0-1	1
		1	49	22.93	22.66	22.61	0-1	1
		1	99	22.41	22.74	22.61	0-1	1
		50	0	21.97	21.77	21.64	0-2	2
		50	25	22.02	21.80	21.61	0-2	2
		50	49	21.96	21.77	21.59	0-2	2
		100	0	21.91	21.70	21.52	0-2	2
	64QAM	1	0	21.95	21.67	21.69	0-2	2
		1	49	22.08	21.74	21.53	0-2	2
		1	99	21.88	21.80	21.55	0-2	2
		50	0	20.98	20.74	20.63	0-3	3
		50	25	20.98	20.76	20.61	0-3	3
		50	49	20.98	20.73	20.55	0-3	3
		100	0	20.87	20.64	20.48	0-3	3
	256QAM	1	0	18.83	18.57	18.64	0-5	5
		1	49	18.91	18.58	18.43	0-5	5
		1	99	18.96	18.52	18.41	0-5	5
		50	0	18.85	18.66	18.55	0-5	5
		50	25	18.87	18.71	18.51	0-5	5
		50	49	18.87	18.71	18.44	0-5	5
		100	0	18.80	18.60	18.40	0-5	5

[LTE Band 66 Conducted Power _ Upper Ant.]

LTE Band 66 _ 1.4 ㎒ Bandwidth

Bandwidth	Modulation	RB Size	RB Offset	Max. Average Power [dBm]			MPR Allowed Per 3GPP [dB]	MPR [dB]
				131979Ch. 1710.7 ㎒	132322 Ch. 1745 ㎒	132665 Ch. 1779.3 ㎒		
1.4 ㎒	QPSK	1	0	21.56	22.00	21.98	0	0
		1	3	22.21	21.44	21.62	0	0
		1	5	22.35	22.08	21.46	0	0
		3	0	21.64	21.90	21.93	0	0
		3	1	22.28	21.37	21.62	0	0
		3	3	22.27	22.18	21.54	0	0
		6	0	21.31	20.85	21.01	0-1	1
	16QAM	1	0	20.82	21.16	21.34	0-1	1
		1	3	21.42	20.77	20.68	0-1	1
		1	5	21.45	21.37	20.79	0-1	1
		3	0	20.83	21.09	21.43	0-1	1
		3	1	21.33	20.81	20.66	0-1	1
		3	3	21.37	21.34	20.83	0-1	1
		6	0	20.14	19.89	20.04	0-2	2
	64QAM	1	0	19.80	20.12	20.41	0-2	2
		1	3	20.23	19.56	19.72	0-2	2
		1	5	20.63	20.32	20.07	0-2	2
		3	0	19.76	20.05	20.44	0-2	2
		3	1	20.14	19.51	19.78	0-2	2
		3	3	20.56	20.41	20.02	0-2	2
		6	0	19.26	18.77	18.98	0-3	3
	256QAM	1	0	16.85	17.08	17.37	0-5	5
		1	3	17.28	16.60	16.65	0-5	5
		1	5	17.55	17.20	17.32	0-5	5
		3	0	17.00	16.79	17.00	0-5	5
		3	1	17.17	16.73	16.80	0-5	5
		3	3	17.46	16.82	16.74	0-5	5
		6	0	17.18	16.92	16.84	0-5	5

LTE Band 66 _ 3 ㎒ Bandwidth

Bandwidth	Modulation	RB Size	RB Offset	Max. Average Power [dBm]			MPR Allowed Per 3GPP [dB]	MPR [dB]
				131987 Ch. 1711.5 ㎒	132322 Ch. 1745 ㎒	132657 Ch. 1778.5 ㎒		
3 ㎒	QPSK	1	0	21.66	22.07	22.06	0	0
		1	7	22.25	21.61	21.60	0	0
		1	14	22.44	22.21	21.56	0	0
		8	0	20.89	20.84	20.96	0-1	1
		8	3	21.24	20.72	20.84	0-1	1
		8	7	21.51	20.83	20.75	0-1	1
		15	0	21.28	20.87	20.93	0-1	1
	16QAM	1	0	20.71	21.11	21.43	0-1	1
		1	7	21.33	20.81	20.78	0-1	1
		1	14	21.47	21.27	20.84	0-1	1
		8	0	20.11	19.88	19.88	0-2	2
		8	3	20.35	19.70	19.74	0-2	2
		8	7	20.44	19.87	19.77	0-2	2
		15	0	20.24	19.90	20.11	0-2	2
	64QAM	1	0	19.74	20.23	20.27	0-2	2
		1	7	20.27	19.52	19.80	0-2	2
		1	14	20.50	20.24	20.24	0-2	2
		8	0	19.09	18.82	19.05	0-3	3
		8	3	19.35	18.73	18.94	0-3	3
		8	7	19.28	18.89	18.88	0-3	3
		15	0	19.25	18.94	19.01	0-3	3
	256QAM	1	0	16.82	17.04	17.39	0-5	5
		1	7	17.22	16.56	16.66	0-5	5
		1	14	17.56	17.28	17.35	0-5	5
		8	0	16.88	16.74	17.01	0-5	5
		8	3	17.28	16.74	16.84	0-5	5
		8	7	17.42	16.79	16.87	0-5	5
		15	0	17.26	16.95	16.91	0-5	5

LTE Band 66 _ 5 ㎒ Bandwidth

Bandwidth	Modulation	RB Size	RB Offset	Max. Average Power [dBm]			MPR Allowed Per 3GPP [dB]	MPR [dB]
				131997 Ch. 1712.5 ㎒	132322Ch. 1745 ㎒	132647 Ch. 1777.5 ㎒		
5 ㎒	QPSK	1	0	21.64	22.15	22.12	0	0
		1	12	22.20	21.53	21.59	0	0
		1	24	22.35	22.12	21.49	0	0
		12	0	20.91	20.81	20.96	0-1	1
		12	6	21.34	20.66	20.77	0-1	1
		12	11	21.38	20.89	20.84	0-1	1
		25	0	21.22	20.78	21.03	0-1	1
	16QAM	1	0	20.73	21.24	21.45	0-1	1
		1	12	21.41	20.79	20.71	0-1	1
		1	24	21.46	21.43	20.84	0-1	1
		12	0	19.92	19.75	19.99	0-2	2
		12	6	20.34	19.68	19.89	0-2	2
		12	11	20.43	19.85	19.86	0-2	2
		25	0	20.13	19.95	20.03	0-2	2
	64QAM	1	0	19.68	20.09	20.39	0-2	2
		1	12	20.25	19.55	19.84	0-2	2
		1	24	20.55	20.42	20.20	0-2	2
		12	0	19.09	18.73	18.89	0-3	3
		12	6	19.35	18.70	18.78	0-3	3
		12	11	19.44	18.81	18.77	0-3	3
		25	0	19.11	18.92	18.84	0-3	3
	256QAM	1	0	16.89	17.12	17.27	0-5	5
		1	12	17.34	16.54	16.83	0-5	5
		1	24	17.44	17.21	17.30	0-5	5
		12	0	17.01	16.81	17.08	0-5	5
		12	6	17.20	16.61	16.87	0-5	5
		12	11	17.46	16.75	16.79	0-5	5
		25	0	17.22	16.82	16.94	0-5	5

LTE Band 66 _ 10 ㎒ Bandwidth

Bandwidth	Modulation	RB Size	RB Offset	Max. Average Power [dBm]			MPR Allowed Per 3GPP [dB]	MPR [dB]
				132022 Ch. 1715 ㎒	132322 Ch. 1745 ㎒	132622 Ch. 1775 ㎒		
10 ㎒	QPSK	1	0	21.61	22.10	21.94	0	0
		1	24	22.14	21.48	21.66	0	0
		1	49	22.43	22.11	21.61	0	0
		25	0	20.99	20.79	21.12	0-1	1
		25	12	21.27	20.70	20.83	0-1	1
		25	24	21.35	20.83	20.82	0-1	1
		50	0	21.19	20.91	21.01	0-1	1
	16QAM	1	0	20.91	21.23	21.39	0-1	1
		1	24	21.35	20.81	20.75	0-1	1
		1	49	21.53	21.25	20.92	0-1	1
		25	0	20.11	19.78	19.91	0-2	2
		25	12	20.28	19.78	19.73	0-2	2
		25	24	20.39	19.95	19.85	0-2	2
		50	0	20.21	19.96	20.11	0-2	2
	64QAM	1	0	19.73	20.08	20.27	0-2	2
		1	24	20.18	19.63	19.78	0-2	2
		1	49	20.45	20.31	20.24	0-2	2
		25	0	18.97	18.87	19.03	0-3	3
		25	12	19.21	18.79	18.81	0-3	3
		25	24	19.44	18.84	18.93	0-3	3
		50	0	19.08	18.95	18.98	0-3	3
	256QAM	1	0	16.81	17.00	17.39	0-5	5
		1	24	17.22	16.60	16.80	0-5	5
		1	49	17.55	17.30	17.46	0-5	5
		25	0	17.02	16.83	17.07	0-5	5
		25	12	17.11	16.75	16.85	0-5	5
		25	24	17.34	16.83	16.81	0-5	5
		50	0	17.17	16.80	17.04	0-5	5

LTE Band 66 _ 15 ㎒ Bandwidth

Bandwidth	Modulation	RB Size	RB Offset	Max. Average Power [dBm]			MPR Allowed Per 3GPP [dB]	MPR [dB]
				132047 Ch. 1717.5 ㎒	132322 Ch. 1745 ㎒	132597 Ch. 1772.5 ㎒		
15 ㎒	QPSK	1	0	21.57	21.97	21.94	0	0
		1	36	22.21	21.56	21.65	0	0
		1	74	22.29	22.03	21.48	0	0
		36	0	21.02	20.81	20.97	0-1	1
		36	18	21.16	20.71	20.81	0-1	1
		36	39	21.35	20.96	20.83	0-1	1
		75	0	21.31	20.90	20.98	0-1	1
	16QAM	1	0	20.90	21.12	21.29	0-1	1
		1	36	21.39	20.81	20.73	0-1	1
		1	74	21.56	21.28	20.93	0-1	1
		36	0	20.03	19.81	19.89	0-2	2
		36	18	20.19	19.78	19.90	0-2	2
		36	39	20.40	19.89	19.84	0-2	2
		75	0	20.13	19.76	19.93	0-2	2
	64QAM	1	0	19.77	20.04	20.28	0-2	2
		1	36	20.21	19.63	19.77	0-2	2
		1	74	20.54	20.30	20.26	0-2	2
		36	0	19.07	18.84	18.98	0-3	3
		36	18	19.31	18.74	18.87	0-3	3
		36	39	19.36	18.78	18.86	0-3	3
		75	0	19.24	18.84	18.93	0-3	3
	256QAM	1	0	16.77	17.11	17.24	0-5	5
		1	36	17.25	16.53	16.65	0-5	5
		1	74	17.43	17.39	17.31	0-5	5
		36	0	17.00	16.82	16.95	0-5	5
		36	18	17.11	16.67	16.84	0-5	5
		36	39	17.41	16.75	16.90	0-5	5
		75	0	17.23	16.79	16.99	0-5	5

LTE Band 66 _ 20 ㎒ Bandwidth

Bandwidth	Modulation	RB Size	RB Offset	Max. Average Power [dBm]			MPR Allowed Per 3GPP [dB]	MPR [dB]
				132072 Ch. 1720 ㎒	132322 Ch. 1745 ㎒	132572 Ch. 1770 ㎒		
20 ㎒	QPSK	1	0	21.63	22.06	22.02	0	0
		1	49	22.18	21.54	21.66	0	0
		1	99	22.35	22.12	21.52	0	0
		50	0	20.99	20.84	21.02	0-1	1
		50	25	21.26	20.75	20.87	0-1	1
		50	49	21.42	20.86	20.81	0-1	1
		100	0	21.22	20.86	20.96	0-1	1
	16QAM	1	0	20.81	21.18	21.37	0-1	1
		1	49	21.33	20.72	20.74	0-1	1
		1	99	21.53	21.35	20.84	0-1	1
		50	0	20.02	19.84	19.96	0-2	2
		50	25	20.29	19.72	19.83	0-2	2
		50	49	20.42	19.85	19.83	0-2	2
		100	0	20.15	19.86	20.01	0-2	2
	64QAM	1	0	19.78	20.13	20.33	0-2	2
		1	49	20.19	19.59	19.80	0-2	2
		1	99	20.53	20.33	20.16	0-2	2
		50	0	19.00	18.82	18.97	0-3	3
		50	25	19.28	18.75	18.84	0-3	3
		50	49	19.38	18.82	18.86	0-3	3
		100	0	19.18	18.87	18.91	0-3	3
	256QAM	1	0	16.83	17.02	17.33	0-5	5
		1	49	17.24	16.59	16.75	0-5	5
		1	99	17.50	17.29	17.36	0-5	5
		50	0	16.97	16.78	16.99	0-5	5
		50	25	17.21	16.68	16.77	0-5	5
		50	49	17.38	16.83	16.84	0-5	5
		100	0	17.20	16.86	16.94	0-5	5

The EUT enables maximum power reduction in accordance with 3GPP 36.101. The MPR settings are configured during the manufacture process and are not configurable by the network, carrier, or end user.

11.3.2 LTE Reduced Conducted Power (Hotspot activated)

[LTE Band 2 Conducted Power]

LTE Band 2 _ 1.4 ㎒ Bandwidth

Bandwidth	Modulation	RB Size	RB Offset	Reduced Power [dBm]			MPR Allowed Per 3GPP [dB]	MPR [dB]
				18607 Ch. 1850.7 ㎒	18900 Ch. 1880 ㎒	19193 Ch. 1909.3 ㎒		
1.4 ㎒	QPSK	1	0	19.97	20.31	20.24	0	0
		1	3	19.95	20.23	20.19	0	0
		1	5	20.01	20.34	20.31	0	0
		3	0	20.05	20.40	20.35	0	0
		3	1	20.04	20.45	20.42	0	0
		3	3	20.01	20.34	20.33	0	0
		6	0	20.13	20.38	20.38	0-1	0
	16QAM	1	0	20.24	20.43	20.40	0-1	0
		1	3	20.22	20.35	20.21	0-1	0
		1	5	20.29	20.46	20.37	0-1	0
		3	0	20.08	20.34	20.30	0-1	0
		3	1	20.17	20.47	20.40	0-1	0
		3	3	20.12	20.50	20.29	0-1	0
		6	0	20.15	20.43	20.37	0-2	0
	64QAM	1	0	20.22	20.44	20.29	0-2	0
		1	3	20.20	20.43	20.31	0-2	0
		1	5	20.19	20.54	20.36	0-2	0
		3	0	20.15	20.41	20.14	0-2	0
		3	1	20.30	20.39	20.24	0-2	0
		3	3	20.20	20.40	20.24	0-2	0
		6	0	20.11	20.38	20.21	0-3	0
	256QAM	1	0	18.18	18.54	18.26	0-5	2
		1	3	18.33	18.36	18.10	0-5	2
		1	5	18.18	18.51	18.18	0-5	2
		3	0	18.19	18.40	18.19	0-5	2
		3	1	18.21	18.43	18.28	0-5	2
		3	3	18.26	18.44	18.25	0-5	2
		6	0	18.13	18.39	18.22	0-5	2

LTE Band 2 _ 3 MHz Bandwidth

Bandwidth	Modulation	RB Size	RB Offset	Reduced Power [dBm]			MPR Allowed Per 3GPP [dB]	MPR [dB]
				18615 Ch. 1851.5 MHz	18900 Ch. 1880 MHz	19185 Ch. 1908.5 MHz		
3 MHz	QPSK	1	0	19.95	20.23	20.22	0	0
		1	7	19.74	20.09	20.10	0	0
		1	14	19.82	20.16	20.15	0	0
		8	0	20.06	20.39	20.33	0-1	0
		8	3	20.09	20.42	20.38	0-1	0
		8	7	20.07	20.41	20.40	0-1	0
		15	0	20.07	20.42	20.34	0-1	0
	16QAM	1	0	20.07	20.51	20.48	0-1	0
		1	7	19.90	20.40	20.37	0-1	0
		1	14	20.08	20.38	20.42	0-1	0
		8	0	20.03	20.36	20.23	0-2	0
		8	3	20.12	20.38	20.30	0-2	0
		8	7	20.08	20.40	20.33	0-2	0
		15	0	20.06	20.42	20.20	0-2	0
	64QAM	1	0	20.30	20.56	20.27	0-2	0
		1	7	20.07	20.46	20.25	0-2	0
		1	14	20.17	20.37	20.38	0-2	0
		8	0	20.01	20.34	20.17	0-3	0
		8	3	20.01	20.34	20.19	0-3	0
		8	7	19.96	20.33	20.16	0-3	0
		15	0	20.01	20.40	20.19	0-3	0
	256QAM	1	0	18.12	18.59	18.27	0-5	2
		1	7	18.17	18.16	18.16	0-5	2
		1	14	18.18	18.24	18.23	0-5	2
		8	0	17.94	18.29	18.14	0-5	2
		8	3	17.84	18.26	18.14	0-5	2
		8	7	17.95	18.26	18.18	0-5	2
		15	0	17.98	18.41	18.17	0-5	2

LTE Band 2 _ 5 ㎒ Bandwidth

Bandwidth	Modulation	RB Size	RB Offset	Reduced Power [dBm]			MPR Allowed Per 3GPP [dB]	MPR [dB]
				18625 Ch. 1852.5 ㎒	18900 Ch. 1880 ㎒	19175 Ch. 1907.5 ㎒		
5 ㎒	QPSK	1	0	19.91	20.21	20.12	0	0
		1	12	19.76	20.10	20.07	0	0
		1	24	19.92	20.23	20.21	0	0
		12	0	20.09	20.43	20.35	0-1	0
		12	6	20.11	20.44	20.40	0-1	0
		12	11	20.09	20.40	20.38	0-1	0
		25	0	20.19	20.50	20.57	0-1	0
	16QAM	1	0	20.09	20.63	20.38	0-1	0
		1	12	20.06	20.57	20.22	0-1	0
		1	24	20.13	20.52	20.30	0-1	0
		12	0	20.04	20.43	20.31	0-2	0
		12	6	20.02	20.40	20.27	0-2	0
		12	11	20.07	20.38	20.23	0-2	0
		25	0	20.09	20.44	20.43	0-2	0
	64QAM	1	0	20.10	20.68	20.44	0-2	0
		1	12	20.14	20.58	20.37	0-2	0
		1	24	20.22	20.54	20.42	0-2	0
		12	0	19.99	20.41	20.22	0-3	0
		12	6	19.99	20.31	20.17	0-3	0
		12	11	19.96	20.30	20.20	0-3	0
		25	0	20.09	20.46	20.40	0-3	0
	256QAM	1	0	18.15	18.63	18.38	0-5	2
		1	12	17.93	18.57	18.27	0-5	2
		1	24	18.03	18.41	18.37	0-5	2
		12	0	18.08	18.48	18.23	0-5	2
		12	6	18.04	18.40	18.23	0-5	2
		12	11	18.03	18.36	18.21	0-5	2
		25	0	18.10	18.45	18.38	0-5	2

LTE Band 2 _ 10 ㎒ Bandwidth

Bandwidth	Modulation	RB Size	RB Offset	Reduced Power [dBm]			MPR Allowed Per 3GPP [dB]	MPR [dB]
				18650 Ch. 1855 ㎒	18900 Ch. 1880 ㎒	19150 Ch. 1905 ㎒		
10 ㎒	QPSK	1	0	20.00	20.23	20.28	0	0
		1	24	19.88	20.14	20.08	0	0
		1	49	19.92	20.14	20.18	0	0
		25	0	20.24	20.47	20.45	0-1	0
		25	12	20.25	20.50	20.49	0-1	0
		25	24	20.34	20.56	20.54	0-1	0
		50	0	20.32	20.55	20.55	0-1	0
	16QAM	1	0	20.16	20.58	20.67	0-1	0
		1	24	20.08	20.62	20.37	0-1	0
		1	49	20.21	20.55	20.30	0-1	0
		25	0	20.21	20.46	20.39	0-2	0
		25	12	20.17	20.47	20.45	0-2	0
		25	24	20.20	20.47	20.42	0-2	0
		50	0	20.24	20.51	20.49	0-2	0
	64QAM	1	0	20.36	20.73	20.72	0-2	0
		1	24	20.06	20.56	20.46	0-2	0
		1	49	20.13	20.43	20.41	0-2	0
		25	0	20.16	20.47	20.41	0-3	0
		25	12	20.11	20.47	20.44	0-3	0
		25	24	20.15	20.43	20.40	0-3	0
		50	0	20.20	20.53	20.50	0-3	0
	256QAM	1	0	18.27	18.77	18.72	0-5	2
		1	24	17.95	18.61	18.44	0-5	2
		1	49	18.07	18.45	18.31	0-5	2
		25	0	18.12	18.51	18.42	0-5	2
		25	12	18.13	18.44	18.38	0-5	2
		25	24	18.15	18.47	18.41	0-5	2
		50	0	18.20	18.52	18.43	0-5	2

LTE Band 2 _ 15 ㎒ Bandwidth

Bandwidth	Modulation	RB Size	RB Offset	Reduced Power [dBm]			MPR Allowed Per 3GPP [dB]	MPR [dB]
				18675 Ch. 1857.5 ㎒	18900 Ch. 1880 ㎒	19125 Ch. 1902.5 ㎒		
15 ㎒	QPSK	1	0	19.92	20.16	20.21	0	0
		1	36	19.90	20.09	20.04	0	0
		1	74	20.01	20.18	20.17	0	0
		36	0	20.14	20.43	20.40	0-1	0
		36	18	20.20	20.47	20.41	0-1	0
		36	39	20.25	20.44	20.41	0-1	0
		75	0	20.21	20.46	20.39	0-1	0
	16QAM	1	0	20.27	20.55	20.56	0-1	0
		1	36	20.04	20.33	20.38	0-1	0
		1	74	20.48	20.32	20.27	0-1	0
		36	0	20.08	20.45	20.43	0-2	0
		36	18	20.07	20.44	20.38	0-2	0
		36	39	20.13	20.33	20.33	0-2	0
		75	0	20.14	20.41	20.37	0-2	0
	64QAM	1	0	20.37	20.61	20.60	0-2	0
		1	36	20.17	20.42	20.32	0-2	0
		1	74	20.40	20.36	20.21	0-2	0
		36	0	20.10	20.45	20.47	0-3	0
		36	18	20.10	20.42	20.43	0-3	0
		36	39	20.14	20.38	20.27	0-3	0
		75	0	20.13	20.40	20.35	0-3	0
	256QAM	1	0	18.31	18.74	18.66	0-5	2
		1	36	18.15	18.51	18.50	0-5	2
		1	74	18.56	18.43	18.23	0-5	2
		36	0	18.03	18.47	18.42	0-5	2
		36	18	18.03	18.43	18.38	0-5	2
		36	39	18.10	18.33	18.27	0-5	2
		75	0	18.12	18.39	18.35	0-5	2

LTE Band 2 _ 20 ㎒ Bandwidth

Bandwidth	Modulation	RB Size	RB Offset	Reduced Power [dBm]			MPR Allowed Per 3GPP [dB]	MPR [dB]
				18700 Ch. 1860 ㎒	18900 Ch. 1880 ㎒	19100 Ch. 1900 ㎒		
20 ㎒	QPSK	1	0	19.92	20.20	20.37	0	0
		1	49	19.93	20.18	20.14	0	0
		1	99	19.98	20.08	20.05	0	0
		50	0	20.29	20.47	20.30	0-1	0
		50	25	20.33	20.54	20.50	0-1	0
		50	49	20.30	20.61	20.48	0-1	0
		100	0	20.22	20.48	20.44	0-1	0
	16QAM	1	0	20.28	20.67	20.34	0-1	0
		1	49	20.11	20.48	20.64	0-1	0
		1	99	20.32	20.28	20.21	0-1	0
		50	0	20.20	20.49	20.49	0-2	0
		50	25	20.21	20.49	20.53	0-2	0
		50	49	20.30	20.48	20.45	0-2	0
		100	0	20.11	20.39	20.39	0-2	0
	64QAM	1	0	20.20	20.66	20.46	0-2	0
		1	49	20.15	20.56	20.73	0-2	0
		1	99	20.45	20.49	20.32	0-2	0
		50	0	20.23	20.49	20.43	0-3	0
		50	25	20.25	20.48	20.45	0-3	0
		50	49	20.29	20.47	20.47	0-3	0
		100	0	20.11	20.41	20.37	0-3	0
	256QAM	1	0	18.30	18.54	18.31	0-5	2
		1	49	18.20	18.50	18.55	0-5	2
		1	99	18.57	18.39	18.24	0-5	2
		50	0	18.15	18.48	18.46	0-5	2
		50	25	18.19	18.47	18.45	0-5	2
		50	49	18.23	18.45	18.41	0-5	2
		100	0	18.10	18.45	18.40	0-5	2

[LTE Band 2 Conducted Power _ Upper Ant.]

LTE Band 2 _ 1.4 ㎒ Bandwidth

Bandwidth	Modulation	RB Size	RB Offset	Reduced Power [dBm]			MPR Allowed Per 3GPP [dB]	MPR [dB]
				18607 Ch. 1850.7 ㎒	18900 Ch. 1880 ㎒	19193 Ch. 1909.3 ㎒		
1.4 ㎒	QPSK	1	0	18.08	18.11	17.88	0	0
		1	3	18.30	18.20	17.80	0	0
		1	5	17.77	17.95	17.90	0	0
		3	0	18.65	18.28	18.11	0	0
		3	1	18.38	18.41	17.94	0	0
		3	3	18.13	18.56	18.32	0	0
		6	0	18.27	18.20	18.17	0-1	0
	16QAM	1	0	18.33	18.11	18.09	0-1	0
		1	3	18.47	18.45	17.66	0-1	0
		1	5	17.87	18.17	17.84	0-1	0
		3	0	18.50	18.22	17.77	0-1	0
		3	1	18.26	18.24	18.00	0-1	0
		3	3	17.86	18.44	17.83	0-1	0
		6	0	18.18	18.14	17.69	0-2	0
	64QAM	1	0	18.37	17.84	17.80	0-2	0
		1	3	18.28	18.17	17.91	0-2	0
		1	5	17.53	18.04	17.94	0-2	0
		3	0	18.50	18.03	17.74	0-2	0
		3	1	18.24	18.37	17.93	0-2	0
		3	3	17.91	18.33	17.89	0-2	0
		6	0	18.09	18.20	17.96	0-3	0
	256QAM	1	0	16.42	15.98	16.00	0-5	2.5
		1	3	16.17	16.21	15.91	0-5	2.5
		1	5	15.79	16.15	15.95	0-5	2.5
		3	0	16.61	16.31	16.03	0-5	2.5
		3	1	16.24	16.17	15.91	0-5	2.5
		3	3	16.07	16.17	16.16	0-5	2.5
		6	0	15.97	16.16	15.87	0-5	2.5

LTE Band 2 _ 3 MHz Bandwidth

Bandwidth	Modulation	RB Size	RB Offset	Reduced Power [dBm]			MPR Allowed Per 3GPP [dB]	MPR [dB]
				18615 Ch. 1851.5 MHz	18900 Ch. 1880 MHz	19185 Ch. 1908.5 MHz		
3 MHz	QPSK	1	0	18.20	17.85	17.84	0	0
		1	7	18.16	18.30	17.76	0	0
		1	14	17.71	18.19	17.96	0	0
		8	0	18.48	18.45	18.21	0-1	0
		8	3	18.33	18.51	18.21	0-1	0
		8	7	18.19	18.26	18.21	0-1	0
		15	0	18.34	18.28	18.27	0-1	0
	16QAM	1	0	18.45	18.03	17.99	0-1	0
		1	7	18.42	18.25	17.66	0-1	0
		1	14	17.60	18.02	17.92	0-1	0
		8	0	18.39	17.99	17.74	0-2	0
		8	3	18.26	18.38	17.95	0-2	0
		8	7	17.80	18.36	18.01	0-2	0
		15	0	18.03	18.23	17.78	0-2	0
	64QAM	1	0	18.35	17.65	17.95	0-2	0
		1	7	18.36	18.21	18.00	0-2	0
		1	14	17.75	18.03	17.74	0-2	0
		8	0	18.47	18.16	17.79	0-3	0
		8	3	18.15	18.31	17.90	0-3	0
		8	7	17.99	18.31	18.01	0-3	0
		15	0	18.11	18.26	17.73	0-3	0
	256QAM	1	0	16.46	16.00	15.96	0-5	2.5
		1	7	16.25	16.28	15.81	0-5	2.5
		1	14	15.61	16.17	15.87	0-5	2.5
		8	0	16.51	16.25	15.80	0-5	2.5
		8	3	16.40	16.46	15.78	0-5	2.5
		8	7	15.87	16.29	15.94	0-5	2.5
		15	0	16.05	16.24	15.85	0-5	2.5

LTE Band 2 _ 5 ㎒ Bandwidth

Bandwidth	Modulation	RB Size	RB Offset	Reduced Power [dBm]			MPR Allowed Per 3GPP [dB]	MPR [dB]
				18625 Ch. 1852.5 ㎒	18900 Ch. 1880 ㎒	19175 Ch. 1907.5 ㎒		
5 ㎒	QPSK	1	0	18.17	17.84	17.73	0	0
		1	12	18.17	18.34	17.87	0	0
		1	24	17.83	17.84	17.98	0	0
		12	0	18.65	18.32	18.00	0-1	0
		12	6	18.49	18.56	18.11	0-1	0
		12	11	18.09	18.47	18.35	0-1	0
		25	0	18.44	18.44	18.05	0-1	0
	16QAM	1	0	18.55	17.86	17.92	0-1	0
		1	12	18.33	18.20	17.60	0-1	0
		1	24	17.79	18.21	17.95	0-1	0
		12	0	18.41	17.98	17.87	0-2	0
		12	6	18.34	18.40	17.96	0-2	0
		12	11	17.78	18.38	18.00	0-2	0
		25	0	18.03	18.30	18.02	0-2	0
	64QAM	1	0	18.46	17.89	18.05	0-2	0
		1	12	18.25	18.35	17.80	0-2	0
		1	24	17.63	18.03	17.85	0-2	0
		12	0	18.32	18.13	17.77	0-3	0
		12	6	18.13	18.31	18.03	0-3	0
		12	11	18.06	18.49	18.13	0-3	0
		25	0	18.21	18.21	17.83	0-3	0
	256QAM	1	0	16.28	16.00	15.90	0-5	2.5
		1	12	16.16	16.18	15.95	0-5	2.5
		1	24	15.59	16.13	15.82	0-5	2.5
		12	0	16.54	16.09	15.91	0-5	2.5
		12	6	16.40	16.39	15.99	0-5	2.5
		12	11	16.01	16.33	16.03	0-5	2.5
		25	0	16.10	16.17	15.82	0-5	2.5

LTE Band 2 _ 10 ㎒ Bandwidth

Bandwidth	Modulation	RB Size	RB Offset	Reduced Power [dBm]			MPR Allowed Per 3GPP [dB]	MPR [dB]
				18650 Ch. 1855 ㎒	18900 Ch. 1880 ㎒	19150 Ch. 1905 ㎒		
10 ㎒	QPSK	1	0	18.22	18.03	17.80	0	0
		1	24	18.08	18.26	17.79	0	0
		1	49	17.75	18.17	17.95	0	0
		25	0	18.69	18.27	18.12	0-1	0
		25	12	18.44	18.40	18.21	0-1	0
		25	24	18.03	18.47	18.20	0-1	0
		50	0	18.20	18.21	18.18	0-1	0
	16QAM	1	0	18.59	17.98	18.03	0-1	0
		1	24	18.31	18.25	17.61	0-1	0
		1	49	17.70	18.10	18.01	0-1	0
		25	0	18.57	17.96	17.89	0-2	0
		25	12	18.14	18.36	17.93	0-2	0
		25	24	17.75	18.41	18.06	0-2	0
		50	0	18.11	18.19	17.78	0-2	0
	64QAM	1	0	18.37	17.89	17.88	0-2	0
		1	24	18.21	18.26	17.80	0-2	0
		1	49	17.69	18.23	17.76	0-2	0
		25	0	18.44	18.17	17.63	0-3	0
		25	12	18.34	18.49	17.77	0-3	0
		25	24	18.11	18.43	17.99	0-3	0
		50	0	18.20	18.09	17.90	0-3	0
	256QAM	1	0	16.25	15.89	15.86	0-5	2.5
		1	24	16.12	16.11	15.91	0-5	2.5
		1	49	15.81	16.17	15.88	0-5	2.5
		25	0	16.55	16.05	15.89	0-5	2.5
		25	12	16.18	16.21	15.88	0-5	2.5
		25	24	15.93	16.31	16.03	0-5	2.5
		50	0	16.11	16.37	15.89	0-5	2.5

LTE Band 2 _ 15 ㎒ Bandwidth

Bandwidth	Modulation	RB Size	RB Offset	Reduced Power [dBm]			MPR Allowed Per 3GPP [dB]	MPR [dB]
				18675 Ch. 1857.5 ㎒	18900 Ch. 1880 ㎒	19125 Ch. 1902.5 ㎒		
15 ㎒	QPSK	1	0	18.22	18.12	17.86	0	0
		1	36	18.24	18.20	17.91	0	0
		1	74	17.85	18.07	18.00	0	0
		36	0	18.56	18.37	18.01	0-1	0
		36	18	18.48	18.50	18.03	0-1	0
		36	39	18.09	18.39	18.32	0-1	0
		75	0	18.40	18.33	18.26	0-1	0
	16QAM	1	0	18.50	18.11	17.92	0-1	0
		1	36	18.33	18.41	17.78	0-1	0
		1	74	17.56	18.19	17.90	0-1	0
		36	0	18.59	18.09	17.61	0-2	0
		36	18	18.26	18.33	17.98	0-2	0
		36	39	17.84	18.38	18.01	0-2	0
		75	0	18.05	18.08	17.72	0-2	0
	64QAM	1	0	18.57	17.86	17.90	0-2	0
		1	36	18.30	18.30	17.98	0-2	0
		1	74	17.82	18.05	17.88	0-2	0
		36	0	18.59	18.11	17.99	0-3	0
		36	18	18.32	18.23	17.80	0-3	0
		36	39	18.11	18.20	18.12	0-3	0
		75	0	18.27	18.02	17.91	0-3	0
	256QAM	1	0	16.41	15.93	16.01	0-5	2.5
		1	36	16.32	16.23	15.77	0-5	2.5
		1	74	15.77	16.08	15.95	0-5	2.5
		36	0	16.50	15.98	15.84	0-5	2.5
		36	18	16.18	16.13	16.00	0-5	2.5
		36	39	16.02	16.26	16.09	0-5	2.5
		75	0	16.17	16.32	16.00	0-5	2.5

LTE Band 2 _ 20 ㎒ Bandwidth

Bandwidth	Modulation	RB Size	RB Offset	Reduced Power [dBm]			MPR Allowed Per 3GPP [dB]	MPR [dB]
				18700 Ch. 1860 ㎒	18900 Ch. 1880 ㎒	19100 Ch. 1900 ㎒		
20 ㎒	QPSK	1	0	18.25	18.12	17.77	0	0
		1	49	18.12	18.40	17.95	0	0
		1	99	17.71	17.99	18.00	0	0
		50	0	18.61	18.28	18.05	0-1	0
		50	25	18.33	18.47	18.09	0-1	0
		50	49	18.14	18.41	18.26	0-1	0
		100	0	18.32	18.33	18.15	0-1	0
	16QAM	1	0	18.56	17.99	17.88	0-1	0
		1	49	18.48	18.26	17.69	0-1	0
		1	99	17.78	18.08	18.06	0-1	0
		50	0	18.52	18.02	17.79	0-2	0
		50	25	18.37	18.42	18.01	0-2	0
		50	49	17.83	18.34	17.95	0-2	0
		100	0	18.16	18.23	17.81	0-2	0
	64QAM	1	0	18.34	17.89	18.05	0-2	0
		1	49	18.28	18.32	17.74	0-2	0
		1	99	17.66	18.16	17.80	0-2	0
		50	0	18.53	18.12	17.73	0-3	0
		50	25	18.18	18.34	17.95	0-3	0
		50	49	18.07	18.35	18.05	0-3	0
		100	0	18.10	18.24	18.00	0-3	0
	256QAM	1	0	16.44	15.87	16.08	0-5	2.5
		1	49	16.31	16.26	15.91	0-5	2.5
		1	99	15.68	16.00	15.77	0-5	2.5
		50	0	16.50	16.06	15.94	0-5	2.5
		50	25	16.24	16.22	15.84	0-5	2.5
		50	49	15.95	16.30	16.02	0-5	2.5
		100	0	16.14	16.27	15.76	0-5	2.5

[LTE Band 4 Conducted Power]

LTE Band 4 _ 1.4 ㎒ Bandwidth

Bandwidth	Modulation	RB Size	RB Offset	Reduced Power [dBm]			MPR Allowed Per 3GPP [dB]	MPR [dB]
				19957 Ch. 1710.7 ㎒	20175 Ch. 1732.5 ㎒	20393 Ch. 1754.3 ㎒		
1.4 ㎒	QPSK	1	0	19.49	19.52	19.72	0	0
		1	3	19.52	19.59	19.77	0	0
		1	5	19.71	19.77	19.74	0	0
		3	0	19.66	19.67	19.88	0	0
		3	1	19.49	19.54	19.77	0	0
		3	3	19.54	19.65	19.70	0	0
		6	0	19.74	19.57	19.94	0	0
	16QAM	1	0	19.84	19.88	20.02	0	0
		1	3	19.72	19.87	20.12	0	0
		1	5	19.81	19.88	20.17	0	0
		3	0	19.63	19.67	19.90	0	0
		3	1	19.69	19.80	19.88	0	0
		3	3	19.76	19.89	20.01	0	0
		6	0	19.72	19.80	19.83	0	0
	64QAM	1	0	19.74	19.87	20.03	0	0
		1	3	19.75	19.88	20.03	0	0
		1	5	19.90	19.91	20.09	0	0
		3	0	19.68	19.65	19.81	0	0
		3	1	19.81	19.66	19.85	0	0
		3	3	19.69	19.77	19.76	0	0
		6	0	19.70	19.69	19.85	0	0
	256QAM	1	0	17.94	17.85	17.92	0	1.5
		1	3	17.90	17.79	18.02	0	1.5
		1	5	17.88	17.88	17.87	0	1.5
		3	0	17.81	17.63	17.99	0-1	1.5
		3	1	17.85	17.77	17.91	0-1	1.5
		3	3	17.91	17.72	17.87	0-1	1.5
		6	0	17.88	17.87	17.89	0-1	1.5

LTE Band 4 _ 3 MHz Bandwidth

Bandwidth	Modulation	RB Size	RB Offset	Reduced Power [dBm]			MPR Allowed Per 3GPP [dB]	MPR [dB]
				19965 Ch. 1711.5 MHz	20175 Ch. 1732.5 MHz	20385 Ch. 1753.5 MHz		
3 MHz	QPSK	1	0	19.51	19.57	19.71	0	0
		1	7	19.60	19.56	19.80	0	0
		1	14	19.44	19.49	19.71	0	0
		8	0	19.73	19.67	19.91	0	0
		8	3	19.87	19.78	20.05	0	0
		8	7	19.74	19.60	19.89	0	0
		15	0	19.64	19.80	19.92	0	0
	16QAM	1	0	19.93	19.81	20.08	0	0
		1	7	19.82	19.72	20.11	0	0
		1	14	20.05	19.97	20.16	0	0
		8	0	19.72	19.73	20.00	0	0
		8	3	19.83	19.85	20.13	0	0
		8	7	19.91	19.84	20.01	0	0
		15	0	19.81	19.89	19.92	0	0
	64QAM	1	0	19.95	19.97	20.14	0	0
		1	7	19.95	19.78	20.08	0	0
		1	14	20.11	19.98	20.01	0	0
		8	0	19.74	19.64	19.86	0	0
		8	3	19.77	19.74	20.00	0	0
		8	7	19.75	19.62	19.86	0	0
		15	0	19.85	19.68	19.93	0	0
	256QAM	1	0	18.08	17.84	18.00	0	1.5
		1	7	17.90	17.95	18.01	0	1.5
		1	14	18.14	17.94	18.09	0	1.5
		8	0	17.71	17.71	17.93	0-1	1.5
		8	3	17.71	17.80	17.65	0-1	1.5
		8	7	17.68	17.96	17.85	0-1	1.5
		15	0	17.88	17.74	17.73	0-1	1.5

LTE Band 4 _ 5 ㎒ Bandwidth

Bandwidth	Modulation	RB Size	RB Offset	Reduced Power [dBm]			MPR Allowed Per 3GPP [dB]	MPR [dB]
				19975 Ch. 1712.5 ㎒	20175 Ch. 1732.5 ㎒	20375 Ch. 1752.5 ㎒		
5 ㎒	QPSK	1	0	19.59	19.46	19.69	0	0
		1	12	19.41	19.54	19.74	0	0
		1	24	19.65	19.56	19.81	0	0
		12	0	19.71	19.74	19.99	0	0
		12	6	19.70	19.64	19.99	0	0
		12	11	19.86	19.73	20.04	0	0
		25	0	19.72	19.71	19.88	0	0
	16QAM	1	0	19.96	19.98	20.19	0	0
		1	12	19.88	19.80	19.96	0	0
		1	24	19.88	20.01	20.12	0	0
		12	0	19.89	19.83	19.93	0	0
		12	6	19.75	19.75	20.02	0	0
		12	11	19.72	19.72	19.90	0	0
		25	0	19.89	19.67	19.84	0	0
	64QAM	1	0	19.98	19.81	20.19	0	0
		1	12	19.87	20.00	20.21	0	0
		1	24	19.99	20.07	20.16	0	0
		12	0	19.80	19.79	19.88	0	0
		12	6	19.85	19.72	19.88	0	0
		12	11	19.73	19.73	19.99	0	0
		25	0	19.68	19.82	20.01	0	0
	256QAM	1	0	18.02	17.98	18.00	0	1.5
		1	12	17.90	17.63	17.99	0	1.5
		1	24	17.97	17.94	18.00	0	1.5
		12	0	17.66	17.90	17.90	0-1	1.5
		12	6	17.77	17.76	17.62	0-1	1.5
		12	11	17.94	17.75	17.81	0-1	1.5
		25	0	17.71	17.84	17.77	0-1	1.5

LTE Band 4 _ 10 ㎒ Bandwidth

Bandwidth	Modulation	RB Size	RB Offset	Reduced Power [dBm]			MPR Allowed Per 3GPP [dB]	MPR [dB]
				20000 Ch. 1715 ㎒	20175 Ch. 1732.5 ㎒	20350 Ch. 1750 ㎒		
10 ㎒	QPSK	1	0	19.60	19.48	19.72	0	0
		1	24	19.65	19.63	19.74	0	0
		1	49	19.56	19.60	19.68	0	0
		25	0	19.73	19.71	19.95	0	0
		25	12	19.73	19.81	19.94	0	0
		25	24	19.81	19.79	20.07	0	0
		50	0	19.76	19.82	20.04	0	0
	16QAM	1	0	19.81	19.96	20.26	0	0
		1	24	19.81	19.89	20.02	0	0
		1	49	20.13	20.17	20.26	0	0
		25	0	19.85	19.73	19.99	0	0
		25	12	19.78	19.66	19.98	0	0
		25	24	19.75	19.69	19.87	0	0
		50	0	19.92	19.90	20.05	0	0
	64QAM	1	0	19.89	19.98	20.12	0	0
		1	24	19.86	19.89	20.25	0	0
		1	49	19.96	19.93	20.17	0	0
		25	0	19.76	19.57	19.84	0	0
		25	12	19.70	19.64	19.93	0	0
		25	24	19.80	19.71	19.88	0	0
		50	0	19.90	19.74	19.97	0	0
	256QAM	1	0	18.09	17.96	17.94	0	1.5
		1	24	17.94	17.91	18.00	0	1.5
		1	49	18.01	18.03	18.15	0	1.5
		25	0	17.87	17.69	17.74	0-1	1.5
		25	12	17.78	17.83	17.80	0-1	1.5
		25	24	17.89	17.81	17.81	0-1	1.5
		50	0	17.77	17.85	17.78	0-1	1.5

LTE Band 4 _ 15 ㎒ Bandwidth

Bandwidth	Modulation	RB Size	RB Offset	Reduced Power [dBm]			MPR Allowed Per 3GPP [dB]	MPR [dB]
				20025 Ch. 1717.5 ㎒	20175 Ch. 1732.5 ㎒	20325 Ch. 1747.5 ㎒		
15 ㎒	QPSK	1	0	19.41	19.41	19.77	0	0
		1	36	19.51	19.57	19.81	0	0
		1	74	19.52	19.60	19.76	0	0
		36	0	19.60	19.57	19.86	0	0
		36	18	19.65	19.77	20.00	0	0
		36	39	19.79	19.79	19.96	0	0
		75	0	19.70	19.56	19.79	0	0
	16QAM	1	0	19.87	19.75	20.14	0	0
		1	36	19.87	19.81	19.95	0	0
		1	74	20.16	19.91	20.15	0	0
		36	0	19.62	19.57	19.95	0	0
		36	18	19.79	19.77	20.00	0	0
		36	39	19.81	19.71	19.86	0	0
		75	0	19.72	19.68	19.76	0	0
	64QAM	1	0	19.76	19.77	20.03	0	0
		1	36	19.76	19.81	20.12	0	0
		1	74	19.82	20.07	19.96	0	0
		36	0	19.65	19.81	20.00	0	0
		36	18	19.68	19.84	20.07	0	0
		36	39	19.71	19.87	20.01	0	0
		75	0	19.72	19.68	19.82	0	0
	256QAM	1	0	17.84	17.81	18.04	0	1.5
		1	36	17.82	17.93	18.10	0	1.5
		1	74	17.93	18.19	18.00	0	1.5
		36	0	17.81	17.73	17.88	0-1	1.5
		36	18	17.89	17.85	17.70	0-1	1.5
		36	39	17.94	17.85	17.66	0-1	1.5
		75	0	17.86	17.82	17.70	0-1	1.5

LTE Band 4 _ 20 MHz Bandwidth

Bandwidth	Modulation	RB Size	RB Offset	Reduced Power [dBm]			MPR Allowed Per 3GPP [dB]	MPR [dB]
				20050 Ch. 1720.0 MHz	20175 Ch. 1732.5 MHz	20300 Ch. 1745.0 MHz		
20 MHz	QPSK	1	0	19.19	19.39	19.50	0	0
		1	49	19.32	19.44	19.58	0	0
		1	99	19.32	19.44	19.73	0	0
		50	0	19.44	19.62	19.93	0	0
		50	25	19.63	19.80	19.87	0	0
		50	49	19.65	19.67	19.96	0	0
		100	0	19.55	19.58	19.82	0	0
	16QAM	1	0	19.77	19.82	20.09	0	0
		1	49	19.82	19.99	20.13	0	0
		1	99	19.95	19.82	20.15	0	0
		50	0	19.60	19.61	19.85	0	0
		50	25	19.59	19.64	20.01	0	0
		50	49	19.70	19.68	19.84	0	0
		100	0	19.51	19.70	19.78	0	0
	64QAM	1	0	19.80	19.84	19.96	0	0
		1	49	19.81	19.59	19.92	0	0
		1	99	19.77	20.02	20.05	0	0
		50	0	19.72	19.66	19.99	0	0
		50	25	19.82	19.80	19.85	0	0
		50	49	19.69	19.72	19.92	0	0
		100	0	19.62	19.65	19.87	0	0
	256QAM	1	0	17.63	17.70	17.99	0	1.5
		1	49	17.77	17.94	18.00	0	1.5
		1	99	17.91	17.96	17.92	0	1.5
		50	0	17.89	17.94	17.71	0-1	1.5
		50	25	17.82	17.63	17.91	0-1	1.5
		50	49	17.69	17.69	17.88	0-1	1.5
		100	0	17.76	17.84	17.77	0-1	1.5

[LTE Band 66 Conducted Power]

LTE Band 66 _ 1.4 ㎒ Bandwidth

Bandwidth	Modulation	RB Size	RB Offset	Reduced Power [dBm]			MPR Allowed Per 3GPP [dB]	MPR [dB]
				131979Ch. 1710.7 ㎒	132322 Ch. 1745 ㎒	132665 Ch. 1779.3 ㎒		
1.4 ㎒	QPSK	1	0	19.41	19.74	19.78	0	0
		1	3	19.46	19.80	19.55	0	0
		1	5	19.55	19.85	19.59	0	0
		3	0	19.55	19.73	19.76	0	0
		3	1	19.50	19.58	19.82	0	0
		3	3	19.38	19.76	19.69	0	0
		6	0	19.61	19.76	19.67	0	0
	16QAM	1	0	19.80	20.03	19.87	0	0
		1	3	19.69	19.86	19.82	0	0
		1	5	19.87	20.04	19.84	0	0
		3	0	19.59	19.86	19.78	0	0
		3	1	19.78	19.90	19.77	0	0
		3	3	19.73	19.90	19.87	0	0
		6	0	19.59	19.75	19.74	0	0
	64QAM	1	0	19.88	20.02	19.82	0	0
		1	3	19.74	19.96	19.88	0	0
		1	5	19.72	19.96	19.87	0	0
		3	0	19.68	19.77	19.67	0	0
		3	1	19.78	19.68	19.75	0	0
		3	3	19.65	19.81	19.75	0	0
		6	0	19.75	19.82	19.63	0	0
	256QAM	1	0	17.82	17.90	18.00	0	1.5
		1	3	17.74	17.84	17.96	0	1.5
		1	5	17.83	17.87	17.90	0	1.5
		3	0	17.65	17.93	17.95	0	1.5
		3	1	17.72	17.95	17.98	0	1.5
		3	3	17.71	17.81	17.96	0	1.5
		6	0	17.78	17.78	17.77	0-1	1.5

LTE Band 66 _ 3 ㎒ Bandwidth

Bandwidth	Modulation	RB Size	RB Offset	Reduced Power [dBm]			MPR Allowed Per 3GPP [dB]	MPR [dB]
				131987 Ch. 1711.5 ㎒	132322 Ch. 1745 ㎒	132657 Ch. 1778.5 ㎒		
3 ㎒	QPSK	1	0	19.52	19.71	19.69	0	0
		1	7	19.54	19.66	19.75	0	0
		1	14	19.46	19.78	19.64	0	0
		8	0	19.64	19.80	19.87	0	0
		8	3	19.60	19.97	19.78	0	0
		8	7	19.59	19.88	19.90	0	0
		15	0	19.69	19.69	19.87	0	0
	16QAM	1	0	19.75	19.91	19.95	0	0
		1	7	19.71	19.84	19.84	0	0
		1	14	19.86	20.14	20.03	0	0
		8	0	19.74	19.99	19.80	0	0
		8	3	19.85	20.04	19.87	0	0
		8	7	19.90	19.90	19.87	0	0
		15	0	19.62	19.80	19.94	0	0
	64QAM	1	0	19.83	20.05	19.97	0	0
		1	7	19.92	19.84	19.94	0	0
		1	14	19.77	19.96	19.99	0	0
		8	0	19.69	19.87	19.68	0	0
		8	3	19.71	19.93	19.80	0	0
		8	7	19.75	19.94	19.68	0	0
		15	0	19.76	19.86	19.83	0	0
	256QAM	1	0	17.85	17.98	17.94	1.8	1.5
		1	7	17.70	18.00	17.94	1.8	1.5
		1	14	17.91	18.18	18.06	1.8	1.5
		8	0	17.85	17.74	17.79	1.8	1.5
		8	3	17.86	17.73	17.82	1.8	1.5
		8	7	17.74	17.71	17.89	1.8	1.5
		15	0	17.79	17.70	17.84	1.8	1.5

LTE Band 66 _ 5 ㎒ Bandwidth

Bandwidth	Modulation	RB Size	RB Offset	Reduced Power [dBm]			MPR Allowed Per 3GPP [dB]	MPR [dB]
				131997 Ch. 1712.5 ㎒	132322Ch. 1745 ㎒	132647 Ch. 1777.5 ㎒		
5 ㎒	QPSK	1	0	19.53	19.67	19.60	0	0
		1	12	19.65	19.66	19.59	0	0
		1	24	19.70	19.78	19.74	0	0
		12	0	19.61	19.95	19.90	0	0
		12	6	19.73	19.76	19.87	0	0
		12	11	19.64	19.80	19.94	0	0
		25	0	19.79	19.83	19.90	0	0
	16QAM	1	0	20.10	20.15	20.01	0	0
		1	12	19.71	19.89	19.96	0	0
		1	24	19.97	20.06	19.87	0	0
		12	0	19.76	19.96	19.83	0	0
		12	6	19.80	20.05	19.85	0	0
		12	11	19.72	19.95	19.83	0	0
		25	0	19.82	19.83	19.82	0	0
	64QAM	1	0	19.94	19.96	19.91	0	0
		1	12	19.82	20.04	19.67	0	0
		1	24	19.86	20.02	20.05	0	0
		12	0	19.75	19.87	19.86	0	0
		12	6	19.69	19.86	19.79	0	0
		12	11	19.80	20.09	19.81	0	0
		25	0	19.73	19.97	19.82	0	0
	256QAM	1	0	17.95	18.08	17.98	0	1.5
		1	12	17.76	17.97	17.94	0	1.5
		1	24	18.10	18.21	18.04	0	1.5
		12	0	17.78	17.80	17.90	0-1	1.5
		12	6	17.66	17.77	17.87	0-1	1.5
		12	11	17.78	17.81	17.74	0-1	1.5
		25	0	17.71	17.66	17.77	0-1	1.5

LTE Band 66 _ 10 ㎒ Bandwidth

Bandwidth	Modulation	RB Size	RB Offset	Reduced Power [dBm]			MPR Allowed Per 3GPP [dB]	MPR [dB]
				132022 Ch. 1715 ㎒	132322 Ch. 1745 ㎒	132622 Ch. 1775 ㎒		
10 ㎒	QPSK	1	0	19.64	19.78	19.77	0	0
		1	24	19.58	19.76	19.75	0	0
		1	49	19.69	19.66	19.76	0	0
		25	0	19.70	19.89	19.75	0	0
		25	12	19.55	19.98	19.81	0	0
		25	24	19.65	19.89	19.95	0	0
		50	0	19.77	20.05	19.91	0	0
	16QAM	1	0	19.86	20.02	20.07	0	0
		1	24	19.80	19.98	19.82	0	0
		1	49	19.89	19.91	19.83	0	0
		25	0	19.67	19.85	19.94	0	0
		25	12	19.66	19.91	19.93	0	0
		25	24	19.76	19.98	19.84	0	0
		50	0	19.77	19.95	20.02	0	0
	64QAM	1	0	19.84	19.83	19.93	0	0
		1	24	19.66	19.98	20.00	0	0
		1	49	19.93	19.96	19.91	0	0
		25	0	19.79	19.90	19.87	0	0
		25	12	19.65	19.84	19.81	0	0
		25	24	19.76	19.84	19.79	0	0
		50	0	19.82	20.05	19.97	0	0
	256QAM	1	0	17.96	17.93	18.15	0	1.5
		1	24	17.76	18.07	17.99	0	1.5
		1	49	17.78	18.13	18.10	0	1.5
		25	0	17.71	17.84	17.73	0-1	1.5
		25	12	17.78	17.68	17.67	0-1	1.5
		25	24	17.63	17.81	17.84	0-1	1.5
		50	0	17.69	17.70	17.75	0-1	1.5

LTE Band 66 _ 15 ㎒ Bandwidth

Bandwidth	Modulation	RB Size	RB Offset	Reduced Power [dBm]			MPR Allowed Per 3GPP [dB]	MPR [dB]
				132047 Ch. 1717.5 ㎒	132322 Ch. 1745 ㎒	132597 Ch. 1772.5 ㎒		
15 ㎒	QPSK	1	0	19.40	19.62	19.81	0	0
		1	36	19.50	19.76	19.78	0	0
		1	74	19.56	19.73	19.84	0	0
		36	0	19.57	19.84	19.96	0	0
		36	18	19.63	19.93	19.87	0	0
		36	39	19.69	19.93	19.90	0	0
		75	0	19.59	19.85	19.92	0	0
	16QAM	1	0	19.72	20.08	19.98	0	0
		1	36	19.78	20.08	19.87	0	0
		1	74	19.89	19.98	20.11	0	0
		36	0	19.63	19.83	19.82	0	0
		36	18	19.64	19.97	19.81	0	0
		36	39	19.73	19.94	19.90	0	0
		75	0	19.71	19.83	19.80	0	0
	64QAM	1	0	19.79	19.89	19.94	0	0
		1	36	19.81	20.13	19.92	0	0
		1	74	19.78	20.09	19.92	0	0
		36	0	19.75	19.85	19.94	0	0
		36	18	19.81	19.83	19.94	0	0
		36	39	19.86	19.91	19.86	0	0
		75	0	19.58	19.83	19.78	0	0
	256QAM	1	0	17.81	18.04	18.07	0	1.5
		1	36	17.69	18.06	18.05	0	1.5
		1	74	17.78	18.06	17.99	0	1.5
		36	0	17.65	17.77	17.77	0-1	1.5
		36	18	17.81	17.76	17.76	0-1	1.5
		36	39	17.88	17.74	17.72	0-1	1.5
		75	0	17.65	17.88	17.71	0-1	1.5

LTE Band 66 _ 20 MHz Bandwidth

Bandwidth	Modulation	RB Size	RB Offset	Reduced Power [dBm]			MPR Allowed Per 3GPP [dB]	MPR [dB]
				132072 Ch. 1720 MHz	132322 Ch. 1745 MHz	132572 Ch. 1770 MHz		
20 MHz	QPSK	1	0	19.28	19.75	19.71	0	0
		1	49	19.43	19.70	19.78	0	0
		1	99	19.59	19.82	19.63	0	0
		50	0	19.52	19.86	19.97	0	0
		50	25	19.74	19.94	19.96	0	0
		50	49	19.80	19.88	19.95	0	0
		100	0	19.60	19.80	19.85	0	0
	16QAM	1	0	19.68	19.89	20.07	0	0
		1	49	19.97	19.94	19.89	0	0
		1	99	20.01	20.08	19.81	0	0
		50	0	19.68	19.96	20.03	0	0
		50	25	19.67	19.94	19.91	0	0
		50	49	19.70	19.94	19.80	0	0
		100	0	19.56	19.78	19.82	0	0
	64QAM	1	0	19.80	19.98	20.03	0	0
		1	49	19.93	19.92	19.88	0	0
		1	99	19.80	19.99	19.97	0	0
		50	0	19.60	19.88	19.95	0	0
		50	25	19.79	19.95	20.03	0	0
		50	49	19.84	19.84	19.86	0	0
		100	0	19.63	19.76	19.83	0	0
	256QAM	1	0	17.67	17.99	18.02	0	1.5
		1	49	17.72	18.11	18.00	0	1.5
		1	99	17.77	17.95	18.09	0	1.5
		50	0	17.85	17.71	17.85	0-1	1.5
		50	25	17.82	17.83	17.87	0-1	1.5
		50	49	17.82	17.65	17.73	0-1	1.5
		100	0	17.78	17.73	17.81	0-1	1.5

[LTE Band 66 Conducted Power _ Upper Ant.]

LTE Band 66 _ 1.4 ㎒ Bandwidth

Bandwidth	Modulation	RB Size	RB Offset	Reduced Power [dBm]			MPR Allowed Per 3GPP [dB]	MPR [dB]
				131979Ch. 1710.7 ㎒	132322 Ch. 1745 ㎒	132665 Ch. 1779.3 ㎒		
1.4 ㎒	QPSK	1	0	18.05	18.47	18.60	0	0
		1	3	18.49	18.04	18.15	0	0
		1	5	18.90	18.62	18.63	0	0
		3	0	18.40	18.31	18.50	0	0
		3	1	18.65	18.10	18.33	0	0
		3	3	18.83	18.31	18.22	0	0
		6	0	18.55	18.27	18.49	0	0
	16QAM	1	0	18.15	18.69	18.85	0	0
		1	3	18.79	18.17	18.28	0	0
		1	5	19.09	18.95	18.76	0	0
		3	0	18.43	18.22	18.45	0	0
		3	1	18.67	18.18	18.24	0	0
		3	3	18.90	18.19	18.34	0	0
		6	0	18.63	18.18	18.38	0	0
	64QAM	1	0	18.08	18.47	18.84	0	0
		1	3	18.89	18.12	18.50	0	0
		1	5	18.87	18.66	18.87	0	0
		3	0	18.43	18.20	18.39	0	0
		3	1	18.73	18.12	18.25	0	0
		3	3	18.90	18.39	18.28	0	0
		6	0	18.62	18.25	18.30	0	0
	256QAM	1	0	16.51	17.09	17.34	0	1.5
		1	3	17.41	16.43	16.76	0	1.5
		1	5	17.55	16.92	17.23	0	1.5
		3	0	16.95	16.58	16.90	0	1.5
		3	1	17.19	16.66	16.80	0	1.5
		3	3	17.32	16.75	16.80	0	1.5
		6	0	18.05	18.47	18.60	0-1	1.5

LTE Band 66 _ 3 ㎒ Bandwidth

Bandwidth	Modulation	RB Size	RB Offset	Reduced Power [dBm]			MPR Allowed Per 3GPP [dB]	MPR [dB]
				131987 Ch. 1711.5 ㎒	132322 Ch. 1745 ㎒	132657 Ch. 1778.5 ㎒		
3 ㎒	QPSK	1	0	18.19	18.49	18.76	0	0
		1	7	18.43	17.92	18.15	0	0
		1	14	18.96	18.60	18.49	0	0
		8	0	18.34	18.26	18.54	0	0
		8	3	18.72	18.15	18.17	0	0
		8	7	18.84	18.22	18.28	0	0
		15	0	18.60	18.34	18.34	0	0
	16QAM	1	0	18.26	18.57	18.93	0	0
		1	7	18.81	18.25	18.23	0	0
		1	14	19.06	18.80	18.77	0	0
		8	0	18.38	18.33	18.46	0	0
		8	3	18.70	18.06	18.18	0	0
		8	7	18.85	18.27	18.35	0	0
		15	0	18.60	18.25	18.25	0	0
	64QAM	1	0	18.09	18.57	18.69	0	0
		1	7	18.90	18.14	18.53	0	0
		1	14	19.00	18.65	18.85	0	0
		8	0	18.35	18.36	18.41	0	0
		8	3	18.71	18.20	18.23	0	0
		8	7	18.93	18.25	18.32	0	0
		15	0	18.64	18.38	18.37	0	0
	256QAM	1	0	16.67	17.13	17.32	1.8	1.5
		1	7	17.23	16.43	16.81	1.8	1.5
		1	14	17.67	16.80	17.12	1.8	1.5
		8	0	16.93	16.49	16.92	1.8	1.5
		8	3	17.12	16.73	16.85	1.8	1.5
		8	7	17.29	16.83	16.77	1.8	1.5
		15	0	17.09	17.00	16.85	1.8	1.5

LTE Band 66 _ 5 ㎒ Bandwidth

Bandwidth	Modulation	RB Size	RB Offset	Reduced Power [dBm]			MPR Allowed Per 3GPP [dB]	MPR [dB]
				131997 Ch. 1712.5 ㎒	132322Ch. 1745 ㎒	132647 Ch. 1777.5 ㎒		
5 ㎒	QPSK	1	0	18.02	18.51	18.78	0	0
		1	12	18.41	17.99	18.02	0	0
		1	24	18.85	18.60	18.59	0	0
		12	0	18.35	18.33	18.51	0	0
		12	6	18.67	18.14	18.19	0	0
		12	11	18.83	18.13	18.28	0	0
		25	0	18.50	18.39	18.35	0	0
	16QAM	1	0	18.19	18.66	19.01	0	0
		1	12	18.65	18.18	18.25	0	0
		1	24	19.00	18.93	18.78	0	0
		12	0	18.36	18.18	18.54	0	0
		12	6	18.64	18.15	18.20	0	0
		12	11	18.73	18.17	18.19	0	0
		25	0	18.65	18.28	18.39	0	0
	64QAM	1	0	18.21	18.54	18.77	0	0
		1	12	18.80	18.21	18.48	0	0
		1	24	18.88	18.58	18.88	0	0
		12	0	18.38	18.33	18.36	0	0
		12	6	18.77	18.21	18.34	0	0
		12	11	18.77	18.28	18.39	0	0
		25	0	18.57	18.39	18.28	0	0
	256QAM	1	0	16.63	17.02	17.20	0	1.5
		1	12	17.37	16.60	16.79	0	1.5
		1	24	17.67	16.92	17.11	0	1.5
		12	0	16.83	16.60	17.00	0-1	1.5
		12	6	17.18	16.81	16.83	0-1	1.5
		12	11	17.28	16.69	16.85	0-1	1.5
		25	0	17.23	16.98	16.81	0-1	1.5

LTE Band 66 _ 10 ㎒ Bandwidth

Bandwidth	Modulation	RB Size	RB Offset	Reduced Power [dBm]			MPR Allowed Per 3GPP [dB]	MPR [dB]
				132022 Ch. 1715 ㎒	132322 Ch. 1745 ㎒	132622 Ch. 1775 ㎒		
10 ㎒	QPSK	1	0	18.15	18.46	18.69	0	0
		1	24	18.43	17.93	18.18	0	0
		1	49	18.91	18.56	18.56	0	0
		25	0	18.43	18.20	18.49	0	0
		25	12	18.73	18.08	18.22	0	0
		25	24	18.82	18.24	18.34	0	0
		50	0	18.51	18.21	18.46	0	0
	16QAM	1	0	18.24	18.58	19.02	0	0
		1	24	18.68	18.23	18.26	0	0
		1	49	18.94	18.92	18.80	0	0
		25	0	18.38	18.25	18.51	0	0
		25	12	18.73	18.07	18.31	0	0
		25	24	18.81	18.29	18.18	0	0
		50	0	18.55	18.38	18.33	0	0
	64QAM	1	0	18.25	18.56	18.72	0	0
		1	24	18.94	18.07	18.48	0	0
		1	49	18.92	18.54	18.80	0	0
		25	0	18.45	18.35	18.41	0	0
		25	12	18.73	18.25	18.18	0	0
		25	24	18.78	18.40	18.31	0	0
		50	0	18.66	18.35	18.43	0	0
	256QAM	1	0	16.63	17.13	17.29	0	1.5
		1	24	17.39	16.52	16.72	0	1.5
		1	49	17.55	16.79	17.23	0	1.5
		25	0	16.82	16.65	17.03	0-1	1.5
		25	12	17.14	16.67	16.83	0-1	1.5
		25	24	17.40	16.87	16.71	0-1	1.5
		50	0	17.11	16.98	16.80	0-1	1.5

LTE Band 66 _ 15 ㎒ Bandwidth

Bandwidth	Modulation	RB Size	RB Offset	Reduced Power [dBm]			MPR Allowed Per 3GPP [dB]	MPR [dB]
				132047 Ch. 1717.5 ㎒	132322 Ch. 1745 ㎒	132597 Ch. 1772.5 ㎒		
15 ㎒	QPSK	1	0	18.02	18.35	18.63	0	0
		1	36	18.49	17.92	18.17	0	0
		1	74	18.97	18.65	18.66	0	0
		36	0	18.37	18.18	18.49	0	0
		36	18	18.82	18.17	18.31	0	0
		36	39	18.88	18.28	18.30	0	0
		75	0	18.58	18.23	18.49	0	0
	16QAM	1	0	18.18	18.64	19.03	0	0
		1	36	18.81	18.23	18.15	0	0
		1	74	19.00	18.82	18.79	0	0
		36	0	18.40	18.31	18.52	0	0
		36	18	18.70	18.16	18.16	0	0
		36	39	18.75	18.29	18.22	0	0
		75	0	18.63	18.28	18.30	0	0
	64QAM	1	0	18.06	18.59	18.69	0	0
		1	36	18.87	18.10	18.35	0	0
		1	74	18.99	18.67	18.72	0	0
		36	0	18.45	18.31	18.46	0	0
		36	18	18.69	18.19	18.34	0	0
		36	39	18.83	18.36	18.23	0	0
		75	0	18.66	18.36	18.40	0	0
	256QAM	1	0	16.51	17.01	17.38	0	1.5
		1	36	17.41	16.61	16.80	0	1.5
		1	74	17.53	16.97	17.11	0	1.5
		36	0	16.86	16.62	16.91	0-1	1.5
		36	18	17.24	16.72	16.74	0-1	1.5
		36	39	17.21	16.83	16.77	0-1	1.5
		75	0	17.07	16.81	16.91	0-1	1.5

LTE Band 66 _ 20 ㎒ Bandwidth

Bandwidth	Modulation	RB Size	RB Offset	Reduced Power [dBm]			MPR Allowed Per 3GPP [dB]	MPR [dB]
				132072 Ch. 1720 ㎒	132322 Ch. 1745 ㎒	132572 Ch. 1770 ㎒		
20 ㎒	QPSK	1	0	18.09	18.45	18.70	0	0
		1	49	18.50	18.02	18.08	0	0
		1	99	18.89	18.59	18.58	0	0
		50	0	18.40	18.25	18.48	0	0
		50	25	18.74	18.17	18.26	0	0
		50	49	18.81	18.23	18.26	0	0
		100	0	18.56	18.30	18.42	0	0
	16QAM	1	0	18.25	18.60	18.95	0	0
		1	49	18.73	18.27	18.21	0	0
		1	99	19.00	18.86	18.77	0	0
		50	0	18.44	18.25	18.50	0	0
		50	25	18.67	18.09	18.25	0	0
		50	49	18.83	18.26	18.26	0	0
		100	0	18.62	18.28	18.35	0	0
	64QAM	1	0	18.16	18.55	18.79	0	0
		1	49	18.88	18.17	18.43	0	0
		1	99	18.97	18.62	18.81	0	0
		50	0	18.37	18.28	18.43	0	0
		50	25	18.72	18.18	18.24	0	0
		50	49	18.85	18.35	18.32	0	0
		100	0	18.61	18.31	18.37	0	0
	256QAM	1	0	16.59	17.07	17.29	0	1.5
		1	49	17.33	16.53	16.72	0	1.5
		1	99	17.58	16.88	17.21	0	1.5
		50	0	16.86	16.58	16.97	0-1	1.5
		50	25	17.15	16.75	16.75	0-1	1.5
		50	49	17.30	16.78	16.79	0-1	1.5
		100	0	17.13	16.91	16.87	0-1	1.5

11.3.3 LTE Reduced Conducted Power(Grip Sensor on, Ear jack Activated)

[LTE Band 2 Conducted Power]

LTE Band 2 _ 1.4 ㎒ Bandwidth

Bandwidth	Modulation	RB Size	RB Offset	Reduced Power [dBm]			MPR Allowed Per 3GPP [dB]	MPR [dB]
				18607 Ch. 1850.7 ㎒	18900 Ch. 1880 ㎒	19193 Ch. 1909.3 ㎒		
1.4 ㎒	QPSK	1	0	19.98	20.27	20.19	0	0
		1	3	19.94	20.24	20.22	0	0
		1	5	20.08	20.38	20.32	0	0
		3	0	20.06	20.39	20.40	0	0
		3	1	20.04	20.43	20.48	0	0
		3	3	20.05	20.34	20.33	0	0
		6	0	20.09	20.45	20.47	0	0
	16QAM	1	0	20.29	20.59	20.52	0	0
		1	3	20.24	20.30	20.50	0	0
		1	5	20.23	20.43	20.38	0	0
		3	0	20.11	20.38	20.36	0	0
		3	1	20.25	20.49	20.46	0	0
		3	3	20.25	20.52	20.39	0	0
		6	0	20.13	20.49	20.43	0	0
	64QAM	1	0	20.37	20.46	20.52	0	0
		1	3	20.29	20.47	20.45	0	0
		1	5	20.31	20.47	20.43	0	0
		3	0	20.11	20.37	20.19	0	0
		3	1	20.17	20.45	20.31	0	0
		3	3	20.16	20.41	20.41	0	0
		6	0	20.11	20.33	20.33	0-5	0
	256QAM	1	0	18.16	18.57	18.42	0-5	2
		1	3	18.13	18.46	18.26	0-5	2
		1	5	18.22	18.55	18.30	0-5	2
		3	0	18.16	18.40	18.31	0-5	2
		3	1	18.19	18.48	18.34	0-5	2
		3	3	18.20	18.52	18.37	0-5	2
		6	0	18.24	18.37	18.31	0-5	2

LTE Band 2 _ 3 MHz Bandwidth

Bandwidth	Modulation	RB Size	RB Offset	Reduced Power [dBm]			MPR Allowed Per 3GPP [dB]	MPR [dB]
				18615 Ch. 1851.5 MHz	18900 Ch. 1880 MHz	19185 Ch. 1908.5 MHz		
3 MHz	QPSK	1	0	19.98	20.26	20.25	0	0
		1	7	19.75	20.08	20.11	0	0
		1	14	19.86	20.16	20.21	0	0
		8	0	20.11	20.35	20.36	0	0
		8	3	20.10	20.40	20.41	0	0
		8	7	20.07	20.39	20.41	0	0
		15	0	20.01	20.38	20.38	0	0
	16QAM	1	0	20.13	20.57	20.29	0	0
		1	7	19.76	20.51	20.40	0	0
		1	14	20.04	20.58	20.43	0	0
		8	0	20.05	20.37	20.19	0	0
		8	3	20.08	20.36	20.22	0	0
		8	7	20.01	20.26	20.19	0	0
		15	0	20.03	20.41	20.23	0	0
	64QAM	1	0	20.35	20.62	20.38	0	0
		1	7	20.09	20.44	20.23	0	0
		1	14	20.24	20.46	20.31	0	0
		8	0	20.03	20.39	20.11	0-3	0
		8	3	19.92	20.36	20.15	0-3	0
		8	7	19.95	20.32	20.10	0-3	0
		15	0	20.05	20.36	20.18	0-3	0
	256QAM	1	0	18.23	18.68	18.37	0-5	2
		1	7	18.18	18.61	18.28	0-5	2
		1	14	18.24	18.67	18.38	0-5	2
		8	0	17.95	18.29	18.08	0-5	2
		8	3	17.89	18.30	18.16	0-5	2
		8	7	17.97	18.30	18.17	0-5	2
		15	0	18.00	18.33	18.17	0-5	2

LTE Band 2 _ 5 ㎒ Bandwidth

Bandwidth	Modulation	RB Size	RB Offset	Reduced Power [dBm]			MPR Allowed Per 3GPP [dB]	MPR [dB]
				18625 Ch. 1852.5 ㎒	18900 Ch. 1880 ㎒	19175 Ch. 1907.5 ㎒		
5 ㎒	QPSK	1	0	19.84	20.18	20.16	0	0
		1	12	19.84	20.10	20.03	0	0
		1	24	19.92	20.25	20.23	0	0
		12	0	20.07	20.41	20.36	0	0
		12	6	20.05	20.38	20.33	0	0
		12	11	20.03	20.35	20.35	0	0
		25	0	20.19	20.50	20.57	0	0
	16QAM	1	0	20.22	20.62	20.41	0	0
		1	12	20.20	20.29	20.31	0	0
		1	24	20.11	20.37	20.32	0	0
		12	0	20.14	20.40	20.31	0	0
		12	6	20.11	20.40	20.28	0	0
		12	11	20.11	20.40	20.29	0	0
		25	0	20.13	20.46	20.42	0	0
	64QAM	1	0	20.14	20.49	20.32	0	0
		1	12	20.11	20.46	20.24	0	0
		1	24	20.06	20.42	20.29	0	0
		12	0	20.05	20.39	20.23	0-3	0
		12	6	20.00	20.32	20.21	0-3	0
		12	11	20.01	20.35	20.28	0-3	0
		25	0	20.11	20.39	20.41	0-3	0
	256QAM	1	0	18.23	18.61	18.45	0-5	2
		1	12	18.27	18.47	18.33	0-5	2
		1	24	18.23	18.49	18.44	0-5	2
		12	0	18.02	18.35	18.22	0-5	2
		12	6	18.07	18.43	18.22	0-5	2
		12	11	17.96	18.37	18.21	0-5	2
		25	0	18.05	18.46	18.40	0-5	2

LTE Band 2 _ 10 ㎒ Bandwidth

Bandwidth	Modulation	RB Size	RB Offset	Reduced Power [dBm]			MPR Allowed Per 3GPP [dB]	MPR [dB]
				18650 Ch. 1855 ㎒	18900 Ch. 1880 ㎒	19150 Ch. 1905 ㎒		
10 ㎒	QPSK	1	0	19.97	20.26	20.33	0	0
		1	24	19.89	20.14	20.10	0	0
		1	49	19.87	20.18	20.15	0	0
		25	0	20.21	20.47	20.48	0	0
		25	12	20.28	20.48	20.48	0	0
		25	24	20.32	20.55	20.55	0	0
		50	0	20.32	20.56	20.58	0	0
	16QAM	1	0	20.13	20.38	20.44	0	0
		1	24	19.99	20.42	20.28	0	0
		1	49	20.13	20.40	20.23	0	0
		25	0	20.16	20.46	20.39	0	0
		25	12	20.16	20.48	20.44	0	0
		25	24	20.18	20.48	20.42	0	0
		50	0	20.23	20.50	20.48	0	0
	64QAM	1	0	20.38	20.77	20.77	0	0
		1	24	20.05	20.60	20.42	0	0
		1	49	20.05	20.52	20.37	0	0
		25	0	20.14	20.43	20.44	0-3	0
		25	12	20.11	20.46	20.42	0-3	0
		25	24	20.13	20.43	20.44	0-3	0
		50	0	20.22	20.51	20.48	0-3	0
	256QAM	1	0	18.42	18.72	18.63	0-5	2
		1	24	18.02	18.46	18.43	0-5	2
		1	49	18.24	18.42	18.35	0-5	2
		25	0	18.17	18.48	18.40	0-5	2
		25	12	18.11	18.49	18.36	0-5	2
		25	24	18.13	18.45	18.40	0-5	2
		50	0	18.16	18.50	18.45	0-5	2

LTE Band 2 _ 15 ㎒ Bandwidth

Bandwidth	Modulation	RB Size	RB Offset	Reduced Power [dBm]			MPR Allowed Per 3GPP [dB]	MPR [dB]
				18675 Ch. 1857.5 ㎒	18900 Ch. 1880 ㎒	19125 Ch. 1902.5 ㎒		
15 ㎒	QPSK	1	0	19.84	20.15	20.24	0	0
		1	36	19.81	20.09	20.13	0	0
		1	74	19.99	20.18	20.18	0	0
		36	0	20.16	20.45	20.44	0	0
		36	18	20.20	20.43	20.39	0	0
		36	39	20.20	20.47	20.41	0	0
		75	0	20.25	20.46	20.41	0	0
	16QAM	1	0	20.20	20.67	20.61	0	0
		1	36	19.91	20.47	20.36	0	0
		1	74	20.14	20.41	20.29	0	0
		36	0	20.11	20.43	20.40	0	0
		36	18	20.11	20.42	20.40	0	0
		36	39	20.16	20.38	20.32	0	0
		75	0	20.13	20.36	20.36	0	0
	64QAM	1	0	20.16	20.83	20.69	0	0
		1	36	19.99	20.58	20.61	0	0
		1	74	20.31	20.42	20.38	0	0
		36	0	20.09	20.46	20.46	0-3	0
		36	18	20.09	20.44	20.34	0-3	0
		36	39	20.15	20.36	20.31	0-3	0
		75	0	20.09	20.39	20.34	0-3	0
	256QAM	1	0	18.16	18.80	18.62	0-5	2
		1	36	18.04	18.48	18.43	0-5	2
		1	74	18.15	18.41	18.30	0-5	2
		36	0	18.03	18.44	18.37	0-5	2
		36	18	18.04	18.43	18.35	0-5	2
		36	39	18.10	18.37	18.23	0-5	2
		75	0	18.13	18.43	18.37	0-5	2

LTE Band 2 _ 20 ㎒ Bandwidth

Bandwidth	Modulation	RB Size	RB Offset	Reduced Power [dBm]			MPR Allowed Per 3GPP [dB]	MPR [dB]
				18700 Ch. 1860 ㎒	18900 Ch. 1880 ㎒	19100 Ch. 1900 ㎒		
20 ㎒	QPSK	1	0	19.98	20.19	20.21	0	0
		1	49	19.92	20.14	20.16	0	0
		1	99	20.00	20.08	20.08	0	0
		50	0	20.32	20.45	20.48	0	0
		50	25	20.32	20.53	20.43	0	0
		50	49	20.32	20.60	20.49	0	0
		100	0	20.20	20.45	20.46	0	0
	16QAM	1	0	20.24	20.65	20.36	0	0
		1	49	20.09	20.66	20.51	0	0
		1	99	20.48	20.37	20.20	0	0
		50	0	20.22	20.51	20.46	0	0
		50	25	20.26	20.51	20.48	0	0
		50	49	20.32	20.47	20.46	0	0
		100	0	20.13	20.40	20.40	0	0
	64QAM	1	0	20.35	20.70	20.47	0	0
		1	49	20.13	20.46	20.62	0	0
		1	99	20.57	20.27	20.25	0	0
		50	0	20.19	20.50	20.50	0-3	0
		50	25	20.27	20.52	20.47	0-3	0
		50	49	20.29	20.43	20.47	0-3	0
		100	0	20.11	20.37	20.38	0-3	0
	256QAM	1	0	18.27	18.61	18.39	0-5	2
		1	49	18.18	18.40	18.54	0-5	2
		1	99	18.29	18.22	18.32	0-5	2
		50	0	18.14	18.46	18.45	0-5	2
		50	25	18.20	18.49	18.44	0-5	2
		50	49	18.26	18.44	18.42	0-5	2
		100	0	18.11	18.47	18.38	0-5	2

[LTE Band 4 Conducted Power]

LTE Band 4 _ 1.4 ㎒ Bandwidth

Bandwidth	Modulation	RB Size	RB Offset	Reduced Power [dBm]			MPR Allowed Per 3GPP [dB]	MPR [dB]
				19957 Ch. 1710.7 ㎒	20175 Ch. 1732.5 ㎒	20393 Ch. 1754.3 ㎒		
1.4 ㎒	QPSK	1	0	19.52	19.53	19.70	0	0
		1	3	19.55	19.53	19.78	0	0
		1	5	19.64	19.69	19.82	0	0
		3	0	19.61	19.62	19.79	0	0
		3	1	19.57	19.53	19.80	0	0
		3	3	19.60	19.56	19.74	0	0
		6	0	19.67	19.64	19.84	0	0
	16QAM	1	0	19.84	19.87	19.97	0	0
		1	3	19.75	19.87	20.07	0	0
		1	5	19.91	19.80	20.07	0	0
		3	0	19.69	19.73	19.80	0	0
		3	1	19.68	19.79	19.85	0	0
		3	3	19.71	19.81	19.95	0	0
		6	0	19.77	19.77	19.93	0	0
	64QAM	1	0	19.83	19.81	20.08	0	0
		1	3	19.75	19.80	20.05	0	0
		1	5	19.88	19.92	20.00	0	0
		3	0	19.71	19.69	19.88	0	0
		3	1	19.73	19.74	19.82	0	0
		3	3	19.69	19.68	19.83	0	0
		6	0	19.77	19.76	19.91	0	0
	256QAM	1	0	17.89	17.81	17.98	0	1.5
		1	3	17.87	17.75	17.94	0	1.5
		1	5	17.87	17.85	17.92	0	1.5
		3	0	17.82	17.70	17.92	0	1.5
		3	1	17.77	17.75	17.96	0	1.5
		3	3	17.86	17.72	17.92	0	1.5
		6	0	17.88	17.88	17.90	0-1	1.5

LTE Band 4 _ 3 MHz Bandwidth

Bandwidth	Modulation	RB Size	RB Offset	Reduced Power [dBm]			MPR Allowed Per 3GPP [dB]	MPR [dB]
				19965 Ch. 1711.5 MHz	20175 Ch. 1732.5 MHz	20385 Ch. 1753.5 MHz		
3 MHz	QPSK	1	0	19.59	19.56	19.80	0	0
		1	7	19.56	19.47	19.76	0	0
		1	14	19.52	19.52	19.74	0	0
		8	0	19.74	19.65	19.86	0	0
		8	3	19.77	19.74	19.95	0	0
		8	7	19.78	19.68	19.95	0	0
		15	0	19.74	19.73	19.95	0	0
	16QAM	1	0	19.96	19.87	20.09	0	0
		1	7	19.80	19.75	20.01	0	0
		1	14	19.96	19.88	20.11	0	0
		8	0	19.76	19.74	19.97	0	0
		8	3	19.81	19.77	20.03	0	0
		8	7	19.84	19.76	20.04	0	0
		15	0	19.79	19.81	19.93	0	0
	64QAM	1	0	19.97	20.02	20.08	0	0
		1	7	20.03	19.82	19.99	0	0
		1	14	20.13	19.95	20.08	0	0
		8	0	19.75	19.68	19.86	0	0
		8	3	19.77	19.69	19.90	0	0
		8	7	19.81	19.69	19.91	0	0
		15	0	19.81	19.72	19.94	0	0
	256QAM	1	0	18.08	17.85	18.09	0	1.5
		1	7	17.97	17.91	17.92	0	1.5
		1	14	18.05	17.96	18.12	0	1.5
		8	0	18.03	18.02	18.05	0-1	1.5
		8	3	18.26	17.98	18.25	0-1	1.5
		8	7	18.22	18.07	18.19	0-1	1.5
		15	0	18.03	18.08	18.09	0-1	1.5

LTE Band 4 _ 5 ㎒ Bandwidth

Bandwidth	Modulation	RB Size	RB Offset	Reduced Power [dBm]			MPR Allowed Per 3GPP [dB]	MPR [dB]
				19975 Ch. 1712.5 ㎒	20175 Ch. 1732.5 ㎒	20375 Ch. 1752.5 ㎒		
5 ㎒	QPSK	1	0	19.53	19.48	19.73	0	0
		1	12	19.51	19.47	19.71	0	0
		1	24	19.61	19.60	19.82	0	0
		12	0	19.74	19.75	19.91	0	0
		12	6	19.76	19.71	19.92	0	0
		12	11	19.80	19.75	19.94	0	0
		25	0	19.72	19.68	19.88	0	0
	16QAM	1	0	19.89	19.94	20.22	0	0
		1	12	19.90	19.77	19.93	0	0
		1	24	19.94	20.02	20.13	0	0
		12	0	19.82	19.76	19.98	0	0
		12	6	19.82	19.77	19.95	0	0
		12	11	19.81	19.77	20.00	0	0
		25	0	19.82	19.73	19.89	0	0
	64QAM	1	0	19.99	19.77	20.21	0	0
		1	12	19.90	19.97	20.11	0	0
		1	24	20.08	20.05	20.24	0	0
		12	0	19.82	19.78	19.94	0	0
		12	6	19.79	19.78	19.93	0	0
		12	11	19.81	19.80	19.98	0	0
		25	0	19.76	19.72	19.92	0	0
	256QAM	1	0	17.93	17.94	18.08	0	1.5
		1	12	18.00	17.69	18.05	0	1.5
		1	24	18.06	17.85	18.07	0	1.5
		12	0	18.18	18.00	18.11	0-1	1.5
		12	6	18.02	18.01	18.03	0-1	1.5
		12	11	18.14	18.15	18.01	0-1	1.5
		25	0	18.09	18.02	18.10	0-1	1.5

LTE Band 4 _ 10 ㎒ Bandwidth

Bandwidth	Modulation	RB Size	RB Offset	Reduced Power [dBm]			MPR Allowed Per 3GPP [dB]	MPR [dB]
				20000 Ch. 1715 ㎒	20175 Ch. 1732.5 ㎒	20350 Ch. 1750 ㎒		
10 ㎒	QPSK	1	0	19.60	19.55	19.72	0	0
		1	24	19.60	19.56	19.77	0	0
		1	49	19.62	19.57	19.76	0	0
		25	0	19.74	19.68	19.99	0	0
		25	12	19.81	19.72	19.95	0	0
		25	24	19.79	19.76	20.01	0	0
		50	0	19.84	19.74	20.01	0	0
	16QAM	1	0	19.85	19.89	20.24	0	0
		1	24	19.81	19.94	20.07	0	0
		1	49	20.03	20.08	20.16	0	0
		25	0	19.79	19.74	19.99	0	0
		25	12	19.78	19.74	20.04	0	0
		25	24	19.83	19.79	19.97	0	0
		50	0	19.85	19.80	20.03	0	0
	64QAM	1	0	19.91	19.89	20.09	0	0
		1	24	19.84	19.91	20.16	0	0
		1	49	20.00	19.95	20.07	0	0
		25	0	19.77	19.67	19.93	0	0
		25	12	19.80	19.72	19.92	0	0
		25	24	19.82	19.77	19.93	0	0
		50	0	19.86	19.81	20.02	0	0
	256QAM	1	0	18.02	18.01	18.04	0	1.5
		1	24	17.90	17.98	18.03	0	1.5
		1	49	18.03	18.13	18.19	0	1.5
		25	0	18.37	18.01	18.04	0-1	1.5
		25	12	18.05	18.01	18.00	0-1	1.5
		25	24	18.02	18.18	17.93	0-1	1.5
		50	0	18.11	18.12	17.96	0-1	1.5

LTE Band 4 _ 15 ㎒ Bandwidth

Bandwidth	Modulation	RB Size	RB Offset	Reduced Power [dBm]			MPR Allowed Per 3GPP [dB]	MPR [dB]
				20025 Ch. 1717.5 ㎒	20175 Ch. 1732.5 ㎒	20325 Ch. 1747.5 ㎒		
15 ㎒	QPSK	1	0	19.37	19.41	19.68	0	0
		1	36	19.50	19.47	19.73	0	0
		1	74	19.58	19.58	19.75	0	0
		36	0	19.68	19.66	19.90	0	0
		36	18	19.70	19.74	19.93	0	0
		36	39	19.73	19.76	19.94	0	0
		75	0	19.63	19.62	19.86	0	0
	16QAM	1	0	19.84	19.70	20.09	0	0
		1	36	19.86	19.83	20.00	0	0
		1	74	20.13	19.91	20.09	0	0
		36	0	19.71	19.67	19.91	0	0
		36	18	19.71	19.72	19.93	0	0
		36	39	19.75	19.73	19.92	0	0
		75	0	19.67	19.68	19.86	0	0
	64QAM	1	0	19.86	19.81	20.05	0	0
		1	36	19.81	19.88	20.02	0	0
		1	74	19.91	20.00	20.06	0	0
		36	0	19.72	19.74	19.98	0	0
		36	18	19.78	19.78	19.97	0	0
		36	39	19.79	19.78	19.98	0	0
		75	0	19.66	19.72	19.90	0	0
	256QAM	1	0	17.78	17.82	18.01	0	1.5
		1	36	17.74	17.93	18.04	0	1.5
		1	74	18.00	18.09	18.03	0	1.5
		36	0	18.11	18.15	18.09	0-1	1.5
		36	18	18.06	18.56	18.26	0-1	1.5
		36	39	18.06	18.11	18.00	0-1	1.5
		75	0	17.99	18.16	18.20	0-1	1.5

LTE Band 4 _ 20 MHz Bandwidth

Bandwidth	Modulation	RB Size	RB Offset	Reduced Power [dBm]			MPR Allowed Per 3GPP [dB]	MPR [dB]
				20050 Ch. 1720.0 MHz	20175 Ch. 1732.5 MHz	20300 Ch. 1745.0 MHz		
20 MHz	QPSK	1	0	19.26	19.33	19.50	0	0
		1	49	19.38	19.51	19.67	0	0
		1	99	19.42	19.48	19.64	0	0
		50	0	19.53	19.62	19.83	0	0
		50	25	19.59	19.71	19.91	0	0
		50	49	19.61	19.75	19.89	0	0
		100	0	19.53	19.63	19.82	0	0
	16QAM	1	0	19.75	19.91	20.08	0	0
		1	49	19.75	19.93	20.07	0	0
		1	99	19.90	19.81	20.12	0	0
		50	0	19.61	19.69	19.89	0	0
		50	25	19.69	19.55	19.93	0	0
		50	49	19.71	19.74	19.93	0	0
		100	0	19.55	19.68	19.84	0	0
	64QAM	1	0	19.71	19.81	19.93	0	0
		1	49	19.82	19.68	20.00	0	0
		1	99	19.85	19.94	20.00	0	0
		50	0	19.68	19.71	19.93	0	0
		50	25	19.76	19.81	19.92	0	0
		50	49	19.76	19.80	19.98	0	0
		100	0	19.63	19.70	19.87	0	0
	256QAM	1	0	17.69	17.80	18.04	0	1.5
		1	49	17.71	17.87	18.04	0	1.5
		1	99	17.81	17.91	17.89	0	1.5
		50	0	18.02	18.24	18.09	0-1	1.5
		50	25	18.01	18.08	18.01	0-1	1.5
		50	49	18.09	18.25	18.16	0-1	1.5
		100	0	18.11	18.29	18.06	0-1	1.5

[LTE Band 66 Conducted Power]

LTE Band 66 _ 1.4 ㎒ Bandwidth

Bandwidth	Modulation	RB Size	RB Offset	Reduced Power [dBm]			MPR Allowed Per 3GPP [dB]	MPR [dB]
				131979Ch. 1710.7 ㎒	132322 Ch. 1745 ㎒	132665 Ch. 1779.3 ㎒		
1.4 ㎒	QPSK	1	0	19.47	19.74	19.69	0	0
		1	3	19.46	19.71	19.61	0	0
		1	5	19.56	19.81	19.69	0	0
		3	0	19.52	19.77	19.71	0	0
		3	1	19.40	19.63	19.74	0	0
		3	3	19.48	19.69	19.72	0	0
		6	0	19.58	19.80	19.73	0	0
	16QAM	1	0	19.80	20.01	19.86	0	0
		1	3	19.69	19.79	19.89	0	0
		1	5	19.82	20.00	19.81	0	0
		3	0	19.68	19.83	19.81	0	0
		3	1	19.72	19.91	19.74	0	0
		3	3	19.72	19.86	19.79	0	0
		6	0	19.66	19.77	19.79	0	0
	64QAM	1	0	19.84	19.96	19.86	0	0
		1	3	19.71	19.96	19.81	0	0
		1	5	19.73	20.00	19.84	0	0
		3	0	19.70	19.77	19.73	0	0
		3	1	19.71	19.74	19.76	0	0
		3	3	19.66	19.83	19.75	0	0
		6	0	19.68	19.80	19.72	0	0
	256QAM	1	0	17.80	17.91	17.98	0	1.5
		1	3	17.70	17.92	17.92	0	1.5
		1	5	17.78	17.97	17.89	0	1.5
		3	0	17.70	17.88	17.89	0	1.5
		3	1	17.76	17.86	17.89	0	1.5
		3	3	17.74	17.89	17.95	0	1.5
		6	0	17.95	17.84	17.96	0-1	1.5

LTE Band 66 _ 3 ㎒ Bandwidth

Bandwidth	Modulation	RB Size	RB Offset	Reduced Power [dBm]			MPR Allowed Per 3GPP [dB]	MPR [dB]
				131987 Ch. 1711.5 ㎒	132322 Ch. 1745 ㎒	132657 Ch. 1778.5 ㎒		
3 ㎒	QPSK	1	0	19.58	19.77	19.71	0	0
		1	7	19.53	19.72	19.66	0	0
		1	14	19.50	19.73	19.65	0	0
		8	0	19.63	19.82	19.78	0	0
		8	3	19.66	19.92	19.82	0	0
		8	7	19.69	19.84	19.81	0	0
		15	0	19.64	19.63	19.78	0	0
	16QAM	1	0	19.80	19.94	19.91	0	0
		1	7	19.79	19.82	19.85	0	0
		1	14	19.83	20.07	19.94	0	0
		8	0	19.77	19.98	19.77	0	0
		8	3	19.77	19.96	19.79	0	0
		8	7	19.80	19.99	19.78	0	0
		15	0	19.72	19.87	19.85	0	0
	64QAM	1	0	19.93	20.01	19.97	0	0
		1	7	19.92	19.91	19.85	0	0
		1	14	19.85	19.97	19.98	0	0
		8	0	19.72	19.86	19.72	0	0
		8	3	19.67	19.83	19.75	0	0
		8	7	19.75	19.90	19.76	0	0
		15	0	19.78	19.90	19.80	0	0
	256QAM	1	0	17.91	18.07	18.02	0	1.5
		1	7	17.77	18.00	17.90	0	1.5
		1	14	17.93	18.12	18.01	0	1.5
		8	0	17.99	18.12	18.14	0-1	1.5
		8	3	17.96	18.19	18.01	0-1	1.5
		8	7	18.01	18.12	17.99	0-1	1.5
		15	0	18.18	18.01	18.19	0-1	1.5

LTE Band 66 _ 5 ㎒ Bandwidth

Bandwidth	Modulation	RB Size	RB Offset	Reduced Power [dBm]			MPR Allowed Per 3GPP [dB]	MPR [dB]
				131997 Ch. 1712.5 ㎒	132322Ch. 1745 ㎒	132647 Ch. 1777.5 ㎒		
5 ㎒	QPSK	1	0	19.52	19.70	19.64	0	0
		1	12	19.60	19.74	19.66	0	0
		1	24	19.69	19.83	19.78	0	0
		12	0	19.70	19.86	19.82	0	0
		12	6	19.73	19.86	19.80	0	0
		12	11	19.72	19.90	19.84	0	0
		25	0	19.72	19.89	19.94	0	0
	16QAM	1	0	20.01	20.10	20.08	0	0
		1	12	19.80	19.97	19.92	0	0
		1	24	19.96	19.99	19.92	0	0
		12	0	19.76	19.89	19.86	0	0
		12	6	19.77	19.95	19.84	0	0
		12	11	19.79	19.96	19.87	0	0
		25	0	19.77	19.86	19.86	0	0
	64QAM	1	0	20.04	20.00	19.95	0	0
		1	12	19.91	19.96	19.72	0	0
		1	24	19.94	20.06	19.96	0	0
		12	0	19.83	19.92	19.85	0	0
		12	6	19.75	19.92	19.81	0	0
		12	11	19.82	20.00	19.82	0	0
		25	0	19.75	19.91	19.85	0	0
	256QAM	1	0	17.93	18.02	18.02	0	1.5
		1	12	17.86	17.96	17.91	0	1.5
		1	24	18.05	18.17	17.99	0	1.5
		12	0	18.09	17.98	18.18	0-1	1.5
		12	6	18.10	18.18	17.95	0-1	1.5
		12	11	18.16	18.08	18.10	0-1	1.5
		25	0	18.17	18.18	18.09	0-1	1.5

LTE Band 66 _ 10 ㎒ Bandwidth

Bandwidth	Modulation	RB Size	RB Offset	Reduced Power [dBm]			MPR Allowed Per 3GPP [dB]	MPR [dB]
				132022 Ch. 1715 ㎒	132322 Ch. 1745 ㎒	132622 Ch. 1775 ㎒		
10 ㎒	QPSK	1	0	19.54	19.79	19.72	0	0
		1	24	19.55	19.76	19.66	0	0
		1	49	19.59	19.76	19.66	0	0
		25	0	19.66	19.87	19.84	0	0
		25	12	19.65	19.88	19.86	0	0
		25	24	19.65	19.90	19.86	0	0
		50	0	19.75	19.95	19.93	0	0
	16QAM	1	0	19.87	19.98	19.98	0	0
		1	24	19.81	20.08	19.81	0	0
		1	49	19.85	20.00	19.88	0	0
		25	0	19.70	19.89	19.84	0	0
		25	12	19.71	19.90	19.85	0	0
		25	24	19.75	19.92	19.81	0	0
		50	0	19.77	19.96	19.93	0	0
	64QAM	1	0	19.86	19.87	19.92	0	0
		1	24	19.73	20.03	19.99	0	0
		1	49	19.86	20.05	19.88	0	0
		25	0	19.72	19.86	19.85	0	0
		25	12	19.71	19.88	19.84	0	0
		25	24	19.71	19.92	19.84	0	0
		50	0	19.82	19.96	19.88	0	0
	256QAM	1	0	17.86	17.98	18.13	0	1.5
		1	24	17.84	18.02	17.95	0	1.5
		1	49	17.87	18.09	18.02	0	1.5
		25	0	17.98	18.09	18.09	0-1	1.5
		25	12	17.95	18.13	18.12	0-1	1.5
		25	24	18.06	18.03	18.08	0-1	1.5
		50	0	18.00	17.96	18.11	0-1	1.5

LTE Band 66 _ 15 ㎒ Bandwidth

Bandwidth	Modulation	RB Size	RB Offset	Reduced Power [dBm]			MPR Allowed Per 3GPP [dB]	MPR [dB]
				132047 Ch. 1717.5 ㎒	132322 Ch. 1745 ㎒	132597 Ch. 1772.5 ㎒		
15 ㎒	QPSK	1	0	19.43	19.70	19.72	0	0
		1	36	19.58	19.82	19.78	0	0
		1	74	19.59	19.82	19.74	0	0
		36	0	19.60	19.86	19.86	0	0
		36	18	19.62	19.91	19.87	0	0
		36	39	19.71	19.90	19.89	0	0
		75	0	19.62	19.84	19.84	0	0
	16QAM	1	0	19.80	20.05	20.08	0	0
		1	36	19.79	20.02	19.90	0	0
		1	74	19.93	20.08	20.04	0	0
		36	0	19.72	19.90	19.87	0	0
		36	18	19.73	19.91	19.85	0	0
		36	39	19.72	19.97	19.91	0	0
		75	0	19.64	19.84	19.83	0	0
	64QAM	1	0	19.76	19.95	19.97	0	0
		1	36	19.81	20.03	19.91	0	0
		1	74	19.80	20.02	19.94	0	0
		36	0	19.72	19.90	19.90	0	0
		36	18	19.71	19.93	19.88	0	0
		36	39	19.77	19.90	19.87	0	0
		75	0	19.67	19.85	19.83	0	0
	256QAM	1	0	17.73	17.94	18.08	0	1.5
		1	36	17.78	18.00	18.07	0	1.5
		1	74	17.87	18.01	17.99	0	1.5
		36	0	18.16	18.17	18.07	0-1	1.5
		36	18	18.09	18.05	18.05	0-1	1.5
		36	39	18.14	17.99	18.00	0-1	1.5
		75	0	18.02	18.09	18.09	0-1	1.5

LTE Band 66 _ 20 ㎒ Bandwidth

Bandwidth	Modulation	RB Size	RB Offset	Reduced Power [dBm]			MPR Allowed Per 3GPP [dB]	MPR [dB]
				132072 Ch. 1720 ㎒	132322 Ch. 1745 ㎒	132572 Ch. 1770 ㎒		
20 ㎒	QPSK	1	0	19.36	19.70	19.76	0	0
		1	49	19.53	19.77	19.75	0	0
		1	99	19.53	19.75	19.66	0	0
		50	0	19.57	19.91	19.90	0	0
		50	25	19.64	19.98	19.95	0	0
		50	49	19.71	19.95	19.94	0	0
		100	0	19.64	19.87	19.90	0	0
	16QAM	1	0	19.63	19.90	20.03	0	0
		1	49	19.87	19.97	19.87	0	0
		1	99	19.93	20.05	19.90	0	0
		50	0	19.66	19.91	19.95	0	0
		50	25	19.71	19.97	19.92	0	0
		50	49	19.71	19.97	19.89	0	0
		100	0	19.64	19.88	19.81	0	0
	64QAM	1	0	19.77	19.90	19.94	0	0
		1	49	19.93	20.02	19.95	0	0
		1	99	19.88	20.01	19.88	0	0
		50	0	19.67	19.92	19.98	0	0
		50	25	19.75	19.91	19.95	0	0
		50	49	19.78	19.94	19.92	0	0
		100	0	19.68	19.85	19.84	0	0
	256QAM	1	0	17.62	17.92	17.95	0	1.5
		1	49	17.81	18.01	17.93	0	1.5
		1	99	17.80	18.00	18.03	0	1.5
		50	0	18.12	18.05	18.02	0-1	1.5
		50	25	18.08	17.97	18.13	0-1	1.5
		50	49	18.00	18.07	18.09	0-1	1.5
		100	0	18.14	18.02	18.09	0-1	1.5

11.3.4 LTE Reduced Conducted Power (RCV Sensor On)

[LTE Band 2 Conducted Power _ Upper Ant.]

LTE Band 2 _ 1.4 ㎒ Bandwidth

Bandwidth	Modulation	RB Size	RB Offset	Reduced Power [dBm]			MPR Allowed Per 3GPP [dB]	MPR [dB]
				18607 Ch. 1850.7 ㎒	18900 Ch. 1880 ㎒	19193 Ch. 1909.3 ㎒		
1.4 ㎒	QPSK	1	0	15.85	15.70	15.33	0	0
		1	3	16.01	15.92	15.62	0	0
		1	5	15.47	15.61	15.53	0	0
		3	0	16.39	16.03	15.78	0	0
		3	1	16.08	16.13	15.75	0	0
		3	3	15.69	16.08	15.89	0	0
		6	0	15.94	15.85	15.89	0	0
	16QAM	1	0	16.17	15.78	15.74	0	0
		1	3	16.20	16.13	15.38	0	0
		1	5	15.49	15.72	15.58	0	0
		3	0	16.13	15.74	15.38	0	0
		3	1	15.95	15.96	15.60	0	0
		3	3	15.42	16.05	15.57	0	0
		6	0	16.02	15.85	15.52	0	0
	64QAM	1	0	16.21	15.36	15.70	0	0
		1	3	16.00	15.82	15.63	0	0
		1	5	15.19	15.71	15.63	0	0
		3	0	16.01	15.74	15.41	0	0
		3	1	16.05	16.14	15.82	0	0
		3	3	15.68	16.16	15.69	0	0
		6	0	15.88	15.82	15.69	0	0
	256QAM	1	0	16.37	15.90	15.95	0	0
		1	3	16.26	16.30	15.87	0	0
		1	5	15.62	16.05	15.93	0	0
		3	0	16.59	16.21	16.13	0	0
		3	1	16.33	16.37	15.88	0	0
		3	3	16.09	16.20	16.22	0	0
		6	0	16.13	16.19	15.79	0-1	0

LTE Band 2 _ 3 MHz Bandwidth

Bandwidth	Modulation	RB Size	RB Offset	Reduced Power [dBm]			MPR Allowed Per 3GPP [dB]	MPR [dB]
				18615 Ch. 1851.5 MHz	18900 Ch. 1880 MHz	19185 Ch. 1908.5 MHz		
3 MHz	QPSK	1	0	15.83	15.70	15.48	0	0
		1	7	15.95	15.91	15.65	0	0
		1	14	15.56	15.75	15.87	0	0
		8	0	16.37	16.08	15.94	0	0
		8	3	16.05	16.08	15.84	0	0
		8	7	15.84	15.89	15.75	0	0
		15	0	15.93	15.92	15.91	0	0
	16QAM	1	0	16.12	15.58	15.62	0	0
		1	7	15.95	15.91	15.42	0	0
		1	14	15.46	15.76	15.77	0	0
		8	0	16.16	15.69	15.38	0	0
		8	3	16.03	16.08	15.59	0	0
		8	7	15.47	16.10	15.80	0	0
		15	0	15.85	15.99	15.43	0	0
	64QAM	1	0	16.11	15.32	15.91	0	0
		1	7	15.95	15.76	15.72	0	0
		1	14	15.56	15.87	15.50	0	0
		8	0	16.09	15.78	15.41	0-3	0
		8	3	15.90	16.07	15.71	0-3	0
		8	7	15.67	15.99	15.63	0-3	0
		15	0	15.67	16.05	15.39	0-3	0
	256QAM	1	0	16.46	16.01	15.88	0-5	0
		1	7	16.28	16.16	15.90	0-5	0
		1	14	15.69	16.16	15.75	0-5	0
		8	0	16.53	16.28	15.84	0-5	0
		8	3	16.34	16.34	15.81	0-5	0
		8	7	15.96	16.19	16.00	0-5	0
		15	0	16.04	16.31	16.05	0-5	0

LTE Band 2 _ 5 MHz Bandwidth

Bandwidth	Modulation	RB Size	RB Offset	Reduced Power [dBm]			MPR Allowed Per 3GPP [dB]	MPR [dB]
				18625 Ch. 1852.5 MHz	18900 Ch. 1880 MHz	19175 Ch. 1907.5 MHz		
5 MHz	QPSK	1	0	16.06	15.44	15.49	0	0
		1	12	16.06	15.82	15.71	0	0
		1	24	15.53	15.67	15.65	0	0
		12	0	16.43	16.08	15.71	0	0
		12	6	16.08	16.04	15.87	0	0
		12	11	15.62	16.05	16.05	0	0
		25	0	16.08	16.24	15.80	0	0
	16QAM	1	0	16.15	15.64	15.70	0	0
		1	12	16.09	16.19	15.38	0	0
		1	24	15.52	15.97	15.63	0	0
		12	0	16.39	15.76	15.19	0	0
		12	6	15.92	16.22	15.61	0	0
		12	11	15.61	15.90	15.69	0	0
		25	0	16.01	15.88	15.61	0	0
	64QAM	1	0	15.99	15.49	15.75	0	0
		1	12	15.97	16.08	15.66	0	0
		1	24	15.26	15.93	15.59	0	0
		12	0	15.90	15.91	15.44	0-3	0
		12	6	15.95	16.00	15.89	0-3	0
		12	11	15.59	16.21	15.68	0-3	0
		25	0	15.88	16.02	15.64	0-3	0
	256QAM	1	0	16.41	15.98	15.84	0-5	0
		1	12	16.16	16.17	16.09	0-5	0
		1	24	15.79	16.09	15.78	0-5	0
		12	0	16.64	16.06	15.94	0-5	0
		12	6	16.33	16.37	15.80	0-5	0
		12	11	15.97	16.48	16.06	0-5	0
		25	0	16.21	16.27	15.86	0-5	0

LTE Band 2 _ 10 ㎒ Bandwidth

Bandwidth	Modulation	RB Size	RB Offset	Reduced Power [dBm]			MPR Allowed Per 3GPP [dB]	MPR [dB]
				18650 Ch. 1855 ㎒	18900 Ch. 1880 ㎒	19150 Ch. 1905 ㎒		
10 ㎒	QPSK	1	0	15.87	15.79	15.48	0	0
		1	24	15.85	15.84	15.59	0	0
		1	49	15.30	15.69	15.57	0	0
		25	0	16.32	15.94	15.75	0	0
		25	12	16.02	16.16	15.83	0	0
		25	24	15.76	16.12	15.89	0	0
		50	0	15.86	15.81	15.91	0	0
	16QAM	1	0	16.20	15.62	15.72	0	0
		1	24	16.10	16.16	15.26	0	0
		1	49	15.60	15.92	15.76	0	0
		25	0	16.04	15.64	15.63	0	0
		25	12	15.89	16.08	15.71	0	0
		25	24	15.61	16.18	15.81	0	0
		50	0	15.87	15.92	15.44	0	0
	64QAM	1	0	16.13	15.39	15.64	0	0
		1	24	15.96	16.00	15.48	0	0
		1	49	15.31	15.70	15.58	0	0
		25	0	16.03	15.86	15.39	0-3	0
		25	12	15.94	16.05	15.64	0-3	0
		25	24	15.70	15.98	15.75	0-3	0
		50	0	15.75	15.73	15.49	0-3	0
	256QAM	1	0	16.35	16.16	15.79	0-5	0
		1	24	16.21	16.26	15.74	0-5	0
		1	49	15.81	16.17	15.72	0-5	0
		25	0	16.71	15.94	15.69	0-5	0
		25	12	16.28	16.22	15.88	0-5	0
		25	24	15.82	16.13	16.00	0-5	0
		50	0	16.13	16.37	15.87	0-5	0

LTE Band 2 _ 15 ㎒ Bandwidth

Bandwidth	Modulation	RB Size	RB Offset	Reduced Power [dBm]			MPR Allowed Per 3GPP [dB]	MPR [dB]
				18675 Ch. 1857.5 ㎒	18900 Ch. 1880 ㎒	19125 Ch. 1902.5 ㎒		
15 ㎒	QPSK	1	0	15.83	15.80	15.48	0	0
		1	36	15.89	16.11	15.55	0	0
		1	74	15.52	15.72	15.70	0	0
		36	0	16.23	15.87	15.72	0	0
		36	18	16.26	16.21	15.80	0	0
		36	39	15.73	15.99	16.15	0	0
		75	0	15.99	15.94	15.89	0	0
	16QAM	1	0	16.26	15.85	15.63	0	0
		1	36	16.12	16.18	15.53	0	0
		1	74	15.27	15.91	15.72	0	0
		36	0	16.27	15.92	15.51	0	0
		36	18	16.08	15.91	15.56	0	0
		36	39	15.76	16.14	15.65	0	0
		75	0	15.69	15.86	15.47	0	0
	64QAM	1	0	16.14	15.48	15.44	0	0
		1	36	16.11	16.04	15.55	0	0
		1	74	15.35	15.89	15.58	0	0
		36	0	16.32	15.68	15.52	0-3	0
		36	18	15.90	15.95	15.59	0-3	0
		36	39	15.69	15.92	15.75	0-3	0
		75	0	15.81	15.79	15.57	0-3	0
	256QAM	1	0	16.41	15.84	15.88	0-5	0
		1	36	16.28	16.24	16.00	0-5	0
		1	74	15.74	16.04	15.85	0-5	0
		36	0	16.57	16.13	15.85	0-5	0
		36	18	16.40	16.37	16.01	0-5	0
		36	39	15.87	16.20	15.99	0-5	0
		75	0	16.14	16.25	15.90	0-5	0

LTE Band 2 _ 20 ㎒ Bandwidth

Bandwidth	Modulation	RB Size	RB Offset	Reduced Power [dBm]			MPR Allowed Per 3GPP [dB]	MPR [dB]
				18700 Ch. 1860 ㎒	18900 Ch. 1880 ㎒	19100 Ch. 1900 ㎒		
20 ㎒	QPSK	1	0	15.87	15.67	15.42	0	0
		1	49	15.97	16.15	15.57	0	0
		1	99	15.49	15.63	15.82	0	0
		50	0	16.33	16.08	15.74	0	0
		50	25	16.07	16.23	15.72	0	0
		50	49	15.88	16.16	15.88	0	0
		100	0	16.11	15.96	15.82	0	0
	16QAM	1	0	16.10	15.58	15.52	0	0
		1	49	16.03	16.09	15.36	0	0
		1	99	15.45	15.77	15.73	0	0
		50	0	16.05	15.78	15.51	0	0
		50	25	15.88	16.04	15.72	0	0
		50	49	15.52	16.18	15.65	0	0
		100	0	15.82	15.94	15.64	0	0
	64QAM	1	0	16.04	15.43	15.66	0	0
		1	49	16.06	16.06	15.63	0	0
		1	99	15.45	15.90	15.40	0	0
		50	0	16.07	15.77	15.69	0-3	0
		50	25	15.81	16.04	15.64	0-3	0
		50	49	15.73	15.89	15.73	0-3	0
		100	0	15.99	15.93	15.71	0-3	0
	256QAM	1	0	16.43	15.96	16.09	0-5	0
		1	49	16.25	16.14	15.89	0-5	0
		1	99	15.96	16.06	15.82	0-5	0
		50	0	16.48	16.06	15.78	0-5	0
		50	25	16.21	16.30	15.85	0-5	0
		50	49	15.96	16.37	15.88	0-5	0
		100	0	16.20	16.28	15.83	0-5	0

[LTE Band 66 Conducted Power _ Upper Ant.]

LTE Band 66 _ 1.4 ㎒ Bandwidth

Bandwidth	Modulation	RB Size	RB Offset	Reduced Power [dBm]			MPR Allowed Per 3GPP [dB]	MPR [dB]
				131979Ch. 1710.7 ㎒	132322 Ch. 1745 ㎒	132665 Ch. 1779.3 ㎒		
1.4 ㎒	QPSK	1	0	17.99	18.48	18.58	0	0
		1	3	18.53	18.09	18.24	0	0
		1	5	18.94	18.58	18.72	0	0
		3	0	18.46	18.37	18.58	0	0
		3	1	18.58	18.13	18.24	0	0
		3	3	18.80	18.37	18.23	0	0
		6	0	18.54	18.23	18.45	0	0
	16QAM	1	0	18.07	18.59	18.84	0	0
		1	3	18.75	18.09	18.31	0	0
		1	5	19.08	18.99	18.76	0	0
		3	0	18.41	18.13	18.36	0	0
		3	1	18.69	18.25	18.31	0	0
		3	3	18.80	18.15	18.40	0	0
		6	0	18.65	18.27	18.48	0	0
	64QAM	1	0	18.06	18.52	18.94	0	0
		1	3	18.82	18.11	18.40	0	0
		1	5	18.89	18.57	18.83	0	0
		3	0	18.37	18.29	18.33	0	0
		3	1	18.71	18.17	18.32	0	0
		3	3	18.94	18.32	18.30	0	0
		6	0	18.54	18.31	18.24	0	0
	256QAM	1	0	16.45	17.19	17.26	0	1.5
		1	3	17.51	16.42	16.72	0	1.5
		1	5	17.46	16.89	17.16	0	1.5
		3	0	16.98	16.65	16.98	0	1.5
		3	1	17.13	16.66	16.85	0	1.5
		3	3	17.34	16.81	16.78	0	1.5
		6	0	17.19	16.89	16.93	0-1	1.5

LTE Band 66 _ 3 ㎒ Bandwidth

Bandwidth	Modulation	RB Size	RB Offset	Reduced Power [dBm]			MPR Allowed Per 3GPP [dB]	MPR [dB]
				131987 Ch. 1711.5 ㎒	132322 Ch. 1745 ㎒	132657 Ch. 1778.5 ㎒		
3 ㎒	QPSK	1	0	18.13	18.50	18.82	0	0
		1	7	18.40	18.00	18.16	0	0
		1	14	18.96	18.66	18.40	0	0
		8	0	18.30	18.24	18.63	0	0
		8	3	18.81	18.05	18.17	0	0
		8	7	18.89	18.22	18.25	0	0
		15	0	18.67	18.28	18.29	0	0
	16QAM	1	0	18.23	18.57	18.85	0	0
		1	7	18.74	18.16	18.22	0	0
		1	14	19.11	18.75	18.81	0	0
		8	0	18.42	18.33	18.47	0	0
		8	3	18.65	18.07	18.12	0	0
		8	7	18.94	18.17	18.32	0	0
		15	0	18.52	18.16	18.27	0	0
	64QAM	1	0	18.03	18.56	18.61	0	0
		1	7	18.82	18.12	18.63	0	0
		1	14	19.10	18.66	18.86	0	0
		8	0	18.32	18.29	18.32	0	0
		8	3	18.73	18.16	18.20	0	0
		8	7	18.85	18.33	18.28	0	0
		15	0	18.65	18.30	18.40	0	0
	256QAM	1	0	16.76	17.04	17.40	0	1.5
		1	7	17.30	16.33	16.85	0	1.5
		1	14	17.58	16.78	17.04	0	1.5
		8	0	16.98	16.41	16.96	0-1	1.5
		8	3	17.03	16.69	16.89	0-1	1.5
		8	7	17.39	16.82	16.79	0-1	1.5
		15	0	17.05	17.09	16.82	0-1	1.5

LTE Band 66 _ 5 ㎒ Bandwidth

Bandwidth	Modulation	RB Size	RB Offset	Reduced Power [dBm]			MPR Allowed Per 3GPP [dB]	MPR [dB]
				131997 Ch. 1712.5 ㎒	132322Ch. 1745 ㎒	132647 Ch. 1777.5 ㎒		
5 ㎒	QPSK	1	0	18.08	18.50	18.86	0	0
		1	12	18.49	18.03	18.01	0	0
		1	24	18.75	18.58	18.66	0	0
		12	0	18.33	18.34	18.46	0	0
		12	6	18.63	18.13	18.15	0	0
		12	11	18.81	18.10	18.33	0	0
		25	0	18.43	18.37	18.34	0	0
	16QAM	1	0	18.23	18.58	19.01	0	0
		1	12	18.73	18.20	18.22	0	0
		1	24	19.09	18.83	18.82	0	0
		12	0	18.35	18.24	18.60	0	0
		12	6	18.69	18.06	18.11	0	0
		12	11	18.83	18.20	18.19	0	0
		25	0	18.66	18.35	18.31	0	0
	64QAM	1	0	18.25	18.64	18.78	0	0
		1	12	18.81	18.25	18.42	0	0
		1	24	18.91	18.65	18.79	0	0
		12	0	18.41	18.28	18.43	0	0
		12	6	18.83	18.23	18.36	0	0
		12	11	18.75	18.24	18.29	0	0
		25	0	18.65	18.47	18.19	0	0
	256QAM	1	0	16.73	17.00	17.30	0	1.5
		1	12	17.44	16.57	16.84	0	1.5
		1	24	17.59	16.83	17.09	0	1.5
		12	0	16.76	16.60	17.08	0-1	1.5
		12	6	17.17	16.79	16.92	0-1	1.5
		12	11	17.26	16.60	16.85	0-1	1.5
		25	0	17.17	16.99	16.76	0-1	1.5

LTE Band 66 _ 10 ㎒ Bandwidth

Bandwidth	Modulation	RB Size	RB Offset	Reduced Power [dBm]			MPR Allowed Per 3GPP [dB]	MPR [dB]
				132022 Ch. 1715 ㎒	132322 Ch. 1745 ㎒	132622 Ch. 1775 ㎒		
10 ㎒	QPSK	1	0	18.19	18.51	18.73	0	0
		1	24	18.50	18.03	18.23	0	0
		1	49	18.85	18.52	18.49	0	0
		25	0	18.49	18.17	18.48	0	0
		25	12	18.72	18.03	18.20	0	0
		25	24	18.89	18.28	18.24	0	0
		50	0	18.56	18.11	18.44	0	0
	16QAM	1	0	18.19	18.65	18.99	0	0
		1	24	18.63	18.25	18.31	0	0
		1	49	18.99	18.99	18.73	0	0
		25	0	18.32	18.25	18.51	0	0
		25	12	18.74	18.13	18.22	0	0
		25	24	18.80	18.28	18.19	0	0
		50	0	18.65	18.43	18.26	0	0
	64QAM	1	0	18.20	18.47	18.71	0	0
		1	24	18.87	18.08	18.48	0	0
		1	49	18.94	18.51	18.90	0	0
		25	0	18.46	18.45	18.45	0	0
		25	12	18.71	18.31	18.23	0	0
		25	24	18.70	18.47	18.27	0	0
		50	0	18.74	18.39	18.49	0	0
	256QAM	1	0	16.61	17.14	17.32	0	1.5
		1	24	17.33	16.52	16.65	0	1.5
		1	49	17.54	16.86	17.32	0	1.5
		25	0	16.86	16.75	17.13	0-1	1.5
		25	12	17.23	16.63	16.76	0-1	1.5
		25	24	17.46	16.82	16.81	0-1	1.5
		50	0	17.08	16.97	16.89	0-1	1.5

LTE Band 66 _ 15 ㎒ Bandwidth

Bandwidth	Modulation	RB Size	RB Offset	Reduced Power [dBm]			MPR Allowed Per 3GPP [dB]	MPR [dB]
				132047 Ch. 1717.5 ㎒	132322 Ch. 1745 ㎒	132597 Ch. 1772.5 ㎒		
15 ㎒	QPSK	1	0	18.12	18.45	18.71	0	0
		1	36	18.50	17.97	18.07	0	0
		1	74	18.96	18.61	18.63	0	0
		36	0	18.30	18.21	18.49	0	0
		36	18	18.74	18.21	18.21	0	0
		36	39	18.84	18.18	18.29	0	0
		75	0	18.48	18.28	18.40	0	0
	16QAM	1	0	18.22	18.62	19.07	0	0
		1	36	18.85	18.33	18.06	0	0
		1	74	19.00	18.88	18.74	0	0
		36	0	18.49	18.29	18.60	0	0
		36	18	18.68	18.25	18.26	0	0
		36	39	18.70	18.34	18.12	0	0
		75	0	18.59	18.31	18.40	0	0
	64QAM	1	0	18.02	18.55	18.74	0	0
		1	36	18.81	18.15	18.32	0	0
		1	74	18.95	18.61	18.63	0	0
		36	0	18.37	18.24	18.50	0	0
		36	18	18.69	18.15	18.33	0	0
		36	39	18.92	18.45	18.13	0	0
		75	0	18.74	18.36	18.32	0	0
	256QAM	1	0	16.45	16.94	17.38	0	1.5
		1	36	17.35	16.62	16.73	0	1.5
		1	74	17.56	17.06	17.02	0	1.5
		36	0	16.92	16.55	17.01	0-1	1.5
		36	18	17.20	16.70	16.70	0-1	1.5
		36	39	17.16	16.80	16.77	0-1	1.5
		75	0	17.08	16.85	16.89	0-1	1.5

LTE Band 66 _ 20 ㎒ Bandwidth

Bandwidth	Modulation	RB Size	RB Offset	Reduced Power [dBm]			MPR Allowed Per 3GPP [dB]	MPR [dB]
				132072 Ch. 1720 ㎒	132322 Ch. 1745 ㎒	132572 Ch. 1770 ㎒		
20 ㎒	QPSK	1	0	18.15	18.51	18.75	0	0
		1	49	18.45	18.06	18.18	0	0
		1	99	18.83	18.53	18.66	0	0
		50	0	18.50	18.15	18.40	0	0
		50	25	18.72	18.15	18.25	0	0
		50	49	18.85	18.22	18.20	0	0
		100	0	18.61	18.35	18.38	0	0
	16QAM	1	0	18.17	18.60	18.88	0	0
		1	49	18.83	18.25	18.21	0	0
		1	99	19.05	18.84	18.73	0	0
		50	0	18.44	18.27	18.60	0	0
		50	25	18.61	18.17	18.29	0	0
		50	49	18.73	18.18	18.35	0	0
		100	0	18.64	18.30	18.45	0	0
	64QAM	1	0	18.09	18.49	18.70	0	0
		1	49	18.98	18.10	18.46	0	0
		1	99	18.97	18.53	18.76	0	0
		50	0	18.39	18.22	18.53	0	0
		50	25	18.66	18.08	18.23	0	0
		50	49	18.76	18.25	18.27	0	0
		100	0	18.61	18.39	18.33	0	0
	256QAM	1	0	16.66	17.13	17.35	0	1.5
		1	49	17.36	16.59	16.67	0	1.5
		1	99	17.55	16.89	17.11	0	1.5
		50	0	16.78	16.49	16.91	0-1	1.5
		50	25	17.05	16.77	16.71	0-1	1.5
		50	49	17.25	16.88	16.87	0-1	1.5
		100	0	17.19	16.82	16.79	0-1	1.5

The EUT enables maximum power reduction in accordance with 3GPP 36.101. The MPR settings are configured during the manufacture process and are not configurable by the network, carrier, or end user.

11.4 NR Maximum Output Power

11.4.1 NR Band Maximum Conducted Power

[NR Band n5 Conducted Power]

NR Band n5_ 5 ㎒ Bandwidth

Bandwidth	SCS(㎑)	OFDM	Modulation	RB Size	RB Offset	Max. Average Power [dBm]			MPR [dB]
						165300	167300	169300	
						826.5 ㎒	836.5 ㎒	846.5 ㎒	
5 ㎒	15	DFT-s OFDM	pi/2 BPSK	1	1	24.12	24.32	24.33	0
				1	13	24.09	24.28	24.22	0
				1	23	24.25	24.35	24.29	0
				12	0	23.67	23.83	23.80	0.5
				12	7	24.17	24.34	24.32	0
				12	13	23.71	23.89	23.79	0.5
				25	0	23.67	23.86	23.82	0.5
			QPSK	1	1	24.18	24.31	24.35	0
				1	13	24.11	24.31	24.25	0
				1	23	24.27	24.39	24.33	0
				12	0	23.18	23.36	23.33	1
				12	7	24.18	24.38	24.32	0
				12	13	23.23	23.38	23.32	1
				25	0	23.18	23.38	23.33	1
			16QAM	1	1	23.20	23.36	23.38	1
			64QAM	1	1	21.77	22.03	21.91	2.5
			256QAM	1	1	19.58	19.74	19.78	4.5
		CP	QPSK	1	1	22.68	22.92	22.81	1.5

NR Band n5_ 10 ㎒ Bandwidth

Bandwidth	SCS(㎑)	OFDM	Modulation	RB Size	RB Offset	Max. Average Power [dBm]			MPR [dB]
							167300		
							836.5 MHz		
10 ㎒	15	DFT-s OFDM	pi/2 BPSK	1	1		24.26		0
				1	26		24.43		0
				1	50		24.35		0
				25	0		23.84		0.5
				25	14		24.36		0
				25	27		23.86		0.5
				50	0		23.85		0.5
			QPSK	1	1		24.30		0
				1	26		24.47		0
				1	50		24.39		0
				25	0		23.33		1
				25	14		24.37		0
				25	27		23.36		1
				50	0		23.39		1
			16QAM	1	1		23.18		1
			64QAM	1	1		21.79		2.5
			256QAM	1	1		19.76		4.5
		CP	QPSK	1	1		22.81		1.5

NR Band n5_ 15 MHz Bandwidth

Bandwidth	SCS(kHz)	OFDM	Modulation	RB Size	RB Offset	Max. Average Power [dBm]			MPR [dB]
							167300		
							836.5 MHz		
15 MHz	15	DFT-s OFDM	pi/2 BPSK	1	1		24.26		0
				1	40		24.29		0
				1	77		24.34		0
				36	0		23.80		0.5
				36	22		24.34		0
				36	43		23.86		0.5
				75	0		23.87		0.5
			QPSK	1	1		24.25		0
				1	40		24.30		0
				1	77		24.34		0
				36	0		23.31		1
				36	22		24.39		0
				36	43		23.38		1
				75	0		23.37		1
			16QAM	1	1		23.35		1
			64QAM	1	1		21.87		2.5
			256QAM	1	1		19.67		4.5
		CP	QPSK	1	1		22.78		1.5

NR Band n5_ 20 MHz Bandwidth

Bandwidth	SCS(kHz)	OFDM	Modulation	RB Size	RB Offset	Max. Average Power [dBm]			MPR [dB]
							167300		
							836.5 MHz		
20 MHz	15	DFT-s OFDM	pi/2 BPSK	1	1		24.13		0
				1	53		24.50		0
				1	104		24.33		0
				50	0		23.77		0.5
				50	28		24.41		0
				50	56		23.86		0.5
				100	0		23.86		0.5
			QPSK	1	1		24.18		0
				1	53		24.43		0
				1	104		24.33		0
				50	0		23.30		1
				50	28		24.39		0
				50	56		23.39		1
				100	0		23.37		1
			16QAM	1	1		22.96		1
			64QAM	1	1		21.83		2.5
			256QAM	1	1		19.58		4.5
		CP	QPSK	1	1		22.60		1.5

[NR Band n66 Conducted Power] _ Upper Ant._Sub 2

NR Band n66 _5 MHz Bandwidth

Bandwidth	SCS(kHz)	OFDM	Modulation	RB Size	RB Offset	Max. Average Power [dBm]			MPR [dB]
						342500	349000	355500	
						1712.5 MHz	1745 MHz	1777.5 MHz	
5 MHz	15	DFT-s OFDM	pi/2 BPSK	1	1	22.92	23.01	23.05	0
				1	13	22.89	23.02	23.01	0
				1	23	23.04	23.09	23.09	0
				12	0	22.46	22.54	22.58	0.5
				12	7	22.98	23.06	23.09	0
				12	13	22.52	22.61	22.61	0.5
				25	0	22.48	22.60	22.61	0.5
			QPSK	1	1	22.93	23.08	23.13	0
				1	13	22.90	23.06	23.02	0
				1	23	23.06	23.21	22.76	0
				12	0	21.97	22.05	22.12	1
				12	7	23.02	23.10	23.05	0
				12	13	22.00	22.11	22.10	1
				25	0	22.01	22.07	22.14	1
			16QAM	1	1	21.89	21.99	22.01	1
			64QAM	1	1	20.52	20.64	20.71	2.5
			256QAM	1	1	18.26	18.41	18.42	4.5
		CP	QPSK	1	1	21.36	21.48	21.52	1.5

NR Band n66 _ 10 MHz Bandwidth

Bandwidth	SCS(kHz)	OFDM	Modulation	RB Size	RB Offset	Max. Average Power [dBm]			MPR [dB]
						343000	349000	355000	
						1715 MHz	1745 MHz	1775 MHz	
10 MHz	15	DFT-s OFDM	pi/2 BPSK	1	1	22.96	22.95	23.03	0
				1	26	23.10	23.19	23.15	0
				1	50	23.05	23.19	23.00	0
				25	0	22.52	22.52	22.59	0.5
				25	14	23.06	23.08	23.09	0
				25	27	22.58	22.65	22.65	0.5
				50	0	22.55	22.59	22.62	0.5
			QPSK	1	1	23.00	22.97	23.05	0
				1	26	23.13	23.22	23.15	0
				1	50	23.10	23.21	22.70	0
				25	0	22.09	22.06	22.12	1
				25	14	23.07	23.12	23.13	0
				25	27	22.10	22.17	22.14	1
				50	0	22.11	22.12	22.12	1
			16QAM	1	1	22.21	22.15	22.23	1
			64QAM	1	1	20.60	20.62	20.65	2.5
			256QAM	1	1	18.35	18.37	18.43	4.5
		CP	QPSK	1	1	21.46	21.42	21.49	1.5

NR Band n66 _ 15 MHz Bandwidth

Bandwidth	SCS(kHz)	OFDM	Modulation	RB Size	RB Offset	Max. Average Power [dBm]			MPR [dB]
						343500	349000	354500	
						1717.5 MHz	1745 MHz	1772.5 MHz	
15 MHz	15	DFT-s OFDM	pi/2 BPSK	1	1	22.95	22.93	22.77	0
				1	40	22.99	23.02	22.83	0
				1	77	23.08	22.96	22.97	0
				36	0	22.51	22.49	22.40	0.5
				36	22	23.08	23.09	22.92	0
				36	43	22.60	22.72	22.49	0.5
				75	0	22.55	22.57	22.44	0.5
			QPSK	1	1	22.69	22.94	22.88	0
				1	40	23.01	23.04	22.89	0
				1	77	22.98	22.76	22.78	0
				36	0	22.09	22.02	21.97	1
				36	22	23.08	23.12	23.02	0
				36	43	22.12	22.22	22.02	1
				75	0	22.07	22.13	22.01	1
			16QAM	1	1	21.84	21.86	21.91	1
			64QAM	1	1	20.51	20.51	20.55	2.5
			256QAM	1	1	18.33	18.29	18.27	4.5
		CP	QPSK	1	1	21.45	21.37	21.33	1.5

NR Band n66 _ 20 MHz Bandwidth

Bandwidth	SCS(kHz)	OFDM	Modulation	RB Size	RB Offset	Max. Average Power [dBm]			MPR [dB]
						344000	349000	354000	
						1720 MHz	1745 MHz	1770 MHz	
20 MHz	15	DFT-s OFDM	pi/2 BPSK	1	1	22.81	22.83	22.94	0
				1	53	23.10	23.18	23.11	0
				1	104	22.94	22.72	22.21	0
				50	0	22.47	22.46	22.50	0.5
				50	28	23.01	23.10	23.04	0
				50	56	22.52	22.71	22.48	0.5
				100	0	22.52	22.57	22.54	0.5
			QPSK	1	1	22.51	22.90	22.72	0
				1	53	23.16	23.26	23.15	0
				1	104	22.99	22.52	21.96	0
				50	0	22.00	22.01	22.04	1
				50	28	23.06	23.11	23.06	0
				50	56	22.04	22.21	21.88	1
				100	0	22.04	22.12	22.06	1
			16QAM	1	1	21.53	21.81	21.74	1
			64QAM	1	1	20.24	20.45	20.59	2.5
			256QAM	1	1	18.25	18.22	18.33	4.5
		CP	QPSK	1	1	21.31	21.44	21.34	1.5

11.4.2 NR Band Reduced Conducted Power (Hotspot activated)

[NR Band n66 Conducted Power] _ Upper Ant._Sub 2

NR Band n66 _5 ㎒ Bandwidth

Bandwidth	SCS(㎑)	OFDM	Modulation	RB Size	RB Offset	Reduced Power [dBm]			MPR [dB]
						342500	349000	355500	
						1712.5 ㎒	1745 ㎒	1777.5 ㎒	
5 ㎒	15	DFT-s OFDM	pi/2 BPSK	1	1	19.39	19.35	19.42	0
				1	13	19.47	19.48	19.37	0
				1	23	19.62	19.46	19.60	0
				12	0	19.47	19.42	19.48	0
				12	7	19.37	19.40	19.57	0
				12	13	19.43	19.55	19.40	0
				25	0	19.47	19.47	19.48	0
			QPSK	1	1	19.41	19.52	19.53	0
				1	13	19.48	19.41	19.54	0
				1	23	19.53	19.63	19.51	0
				12	0	19.33	19.51	19.37	0
				12	7	19.51	19.56	19.54	0
				12	13	19.53	19.64	19.46	0
				25	0	19.42	19.52	19.46	0
			16QAM	1	1	19.37	19.73	19.61	0
			64QAM	1	1	19.60	19.63	19.50	0
			256QAM	1	1	18.29	18.28	18.39	1
		CP	QPSK	1	1	19.39	19.35	19.31	0

NR Band n66 _ 10 ㎒ Bandwidth

Bandwidth	SCS(㎑)	OFDM	Modulation	RB Size	RB Offset	Reduced Power [dBm]			MPR [dB]
						343000	349000	355000	
						1715 ㎒	1745 ㎒	1775 ㎒	
10 ㎒	15	DFT-s OFDM	pi/2 BPSK	1	1	19.35	19.42	19.51	0
				1	26	19.49	19.59	19.56	0
				1	50	19.54	19.54	19.58	0
				25	0	19.50	19.36	19.42	0
				25	14	19.50	19.50	19.54	0
				25	27	19.44	19.61	19.58	0
				50	0	19.32	19.54	19.54	0
			QPSK	1	1	19.35	19.47	19.45	0
				1	26	19.57	19.72	19.57	0
				1	50	19.46	19.69	19.60	0
				25	0	19.52	19.41	19.51	0
				25	14	19.41	19.41	19.43	0
				25	27	19.36	19.48	19.57	0
				50	0	19.43	19.56	19.41	0
			16QAM	1	1	19.45	19.36	19.42	0
			64QAM	1	1	19.45	19.32	19.52	0
			256QAM	1	1	18.24	18.22	18.31	1
		CP	QPSK	1	1	19.48	19.38	19.33	0

NR Band n66 _ 15 MHz Bandwidth

Bandwidth	SCS(kHz)	OFDM	Modulation	RB Size	RB Offset	Reduced Power [dBm]			MPR [dB]
						343500	349000	354500	
						1717.5 MHz	1745 MHz	1772.5 MHz	
15 MHz	15	DFT-s OFDM	pi/2 BPSK	1	1	19.25	19.40	19.34	0
				1	40	19.41	19.41	19.40	0
				1	77	19.49	19.51	19.38	0
				36	0	19.33	19.44	19.43	0
				36	22	19.50	19.47	19.39	0
				36	43	19.38	19.56	19.45	0
				75	0	19.30	19.57	19.44	0
			QPSK	1	1	19.43	19.46	19.41	0
				1	40	19.32	19.51	19.35	0
				1	77	19.52	19.72	19.44	0
				36	0	19.38	19.37	19.47	0
				36	22	19.52	19.42	19.40	0
				36	43	19.37	19.65	19.47	0
				75	0	19.38	19.51	19.31	0
			16QAM	1	1	19.32	19.28	19.34	0
			64QAM	1	1	19.45	19.40	19.53	0
			256QAM	1	1	18.23	18.29	18.34	1
		CP	QPSK	1	1	19.36	19.35	19.33	0

NR Band n66 _ 20 MHz Bandwidth

Bandwidth	SCS(kHz)	OFDM	Modulation	RB Size	RB Offset	Reduced Power [dBm]			MPR [dB]
						344000	349000	354000	
						1720 MHz	1745 MHz	1770 MHz	
20 MHz	15	DFT-s OFDM	pi/2 BPSK	1	1	19.33	19.27	19.38	0
				1	53	19.49	19.60	19.49	0
				1	104	19.44	19.47	19.43	0
				50	0	19.38	19.33	19.41	0
				50	28	19.34	19.44	19.44	0
				50	56	19.40	19.54	19.39	0
				100	0	19.38	19.36	19.46	0
			QPSK	1	1	19.33	19.22	19.31	0
				1	53	19.48	19.67	19.43	0
				1	104	19.32	19.45	19.53	0
				50	0	19.40	19.36	19.36	0
				50	28	19.39	19.51	19.42	0
				50	56	19.51	19.58	19.50	0
				100	0	19.47	19.39	19.47	0
			16QAM	1	1	19.29	19.18	19.35	0
			64QAM	1	1	19.47	19.29	19.53	0
			256QAM	1	1	18.24	18.06	18.30	1
		CP	QPSK	1	1	19.23	19.35	19.21	0

11.4.3 NR Band Reduced Conducted Power (Grip-sensor on, Ear jack Activated)

[NR Band n66 Conducted Power] _ Upper Ant._Sub 2

NR Band n66 _5 ㎒ Bandwidth

Bandwidth	SCS(㎑)	OFDM	Modulation	RB Size	RB Offset	Reduced Power [dBm]			MPR [dB]
						342500	349000	355500	
						1712.5 ㎒	1745 ㎒	1777.5 ㎒	
5 ㎒	15	DFT-s OFDM	pi/2 BPSK	1	1	19.42	19.45	19.48	0
				1	13	19.41	19.46	19.44	0
				1	23	19.53	19.54	19.52	0
				12	0	19.43	19.46	19.49	0
				12	7	19.45	19.49	19.50	0
				12	13	19.52	19.51	19.50	0
				25	0	19.44	19.50	19.50	0
			QPSK	1	1	19.40	19.48	19.51	0
				1	13	19.40	19.43	19.44	0
				1	23	19.49	19.59	19.54	0
				12	0	19.41	19.44	19.47	0
				12	7	19.46	19.51	19.52	0
				12	13	19.45	19.54	19.52	0
				25	0	19.41	19.50	19.51	0
			16QAM	1	1	19.36	19.66	19.52	0
			64QAM	1	1	19.51	19.60	19.57	0
			256QAM	1	1	18.30	18.37	18.38	1
		CP	QPSK	1	1	19.40	19.42	19.41	0

NR Band n66 _ 10 ㎒ Bandwidth

Bandwidth	SCS(㎑)	OFDM	Modulation	RB Size	RB Offset	Reduced Power [dBm]			MPR [dB]
						343000	349000	355000	
						1715 ㎒	1745 ㎒	1775 ㎒	
10 ㎒	15	DFT-s OFDM	pi/2 BPSK	1	1	19.37	19.34	19.41	0
				1	26	19.51	19.57	19.55	0
				1	50	19.44	19.60	19.50	0
				25	0	19.40	19.42	19.45	0
				25	14	19.46	19.47	19.49	0
				25	27	19.45	19.53	19.50	0
				50	0	19.42	19.50	19.47	0
			QPSK	1	1	19.42	19.40	19.44	0
				1	26	19.55	19.63	19.55	0
				1	50	19.48	19.64	19.52	0
				25	0	19.42	19.41	19.46	0
				25	14	19.45	19.48	19.49	0
				25	27	19.45	19.55	19.49	0
				50	0	19.46	19.49	19.46	0
			16QAM	1	1	19.36	19.36	19.52	0
			64QAM	1	1	19.43	19.40	19.54	0
			256QAM	1	1	18.27	18.30	18.30	1
		CP	QPSK	1	1	19.39	19.37	19.37	0

NR Band n66 _ 15 MHz Bandwidth

Bandwidth	SCS(kHz)	OFDM	Modulation	RB Size	RB Offset	Reduced Power [dBm]			MPR [dB]
						343500	349000	354500	
						1717.5 MHz	1745 MHz	1772.5 MHz	
15 MHz	15	DFT-s OFDM	pi/2 BPSK	1	1	19.32	19.31	19.32	0
				1	40	19.36	19.41	19.34	0
				1	77	19.42	19.58	19.44	0
				36	0	19.39	19.38	19.35	0
				36	22	19.41	19.48	19.40	0
				36	43	19.46	19.56	19.44	0
				75	0	19.37	19.47	19.40	0
			QPSK	1	1	19.37	19.38	19.34	0
				1	40	19.38	19.43	19.33	0
				1	77	19.47	19.63	19.47	0
				36	0	19.40	19.39	19.37	0
				36	22	19.42	19.50	19.41	0
				36	43	19.45	19.59	19.45	0
				75	0	19.41	19.48	19.38	0
			16QAM	1	1	19.32	19.33	19.30	0
			64QAM	1	1	19.37	19.41	19.45	0
			256QAM	1	1	18.28	18.24	18.24	1
		CP	QPSK	1	1	19.31	19.30	19.33	0

NR Band n66 _ 20 MHz Bandwidth

Bandwidth	SCS(kHz)	OFDM	Modulation	RB Size	RB Offset	Reduced Power [dBm]			MPR [dB]
						344000	349000	354000	
						1720 MHz	1745 MHz	1770 MHz	
20 MHz	15	DFT-s OFDM	pi/2 BPSK	1	1	19.29	19.25	19.35	0
				1	53	19.53	19.56	19.48	0
				1	104	19.39	19.51	19.43	0
				50	0	19.40	19.33	19.36	0
				50	28	19.43	19.50	19.39	0
				50	56	19.43	19.59	19.44	0
				100	0	19.42	19.46	19.39	0
			QPSK	1	1	19.28	19.25	19.36	0
				1	53	19.57	19.58	19.47	0
				1	104	19.37	19.53	19.47	0
				50	0	19.37	19.32	19.40	0
				50	28	19.41	19.49	19.42	0
				50	56	19.41	19.58	19.45	0
				100	0	19.41	19.49	19.42	0
			16QAM	1	1	19.24	19.19	19.29	0
			64QAM	1	1	19.38	19.39	19.45	0
			256QAM	1	1	18.19	18.15	18.24	1
		CP	QPSK	1	1	19.25	19.22	19.33	0

11.4.4 NR Band Reduced Conducted Power (RCV Sensor On)

[NR Band n66 Conducted Power] _ Upper Ant._Sub 2

NR Band n66 _5 ㎒ Bandwidth

Bandwidth	SCS(㎑)	OFDM	Modulation	RB Size	RB Offset	Reduced Power [dBm]			MPR [dB]
						342500	349000	355500	
						1712.5 ㎒	1745 ㎒	1777.5 ㎒	
5 ㎒	15	DFT-s OFDM	pi/2 BPSK	1	1	18.32	18.49	18.44	0
				1	13	18.33	18.29	18.51	0
				1	23	18.64	18.51	18.57	0
				12	0	18.43	18.46	18.36	0
				12	7	18.58	18.45	18.49	0
				12	13	18.44	18.51	18.60	0
				25	0	18.40	18.42	18.47	0
			QPSK	1	1	18.34	18.34	18.63	0
				1	13	18.44	18.28	18.45	0
				1	23	18.48	18.56	18.52	0
				12	0	18.43	18.52	18.56	0
				12	7	18.59	18.49	18.52	0
				12	13	18.52	18.65	18.42	0
				25	0	18.33	18.47	18.41	0
			16QAM	1	1	18.36	18.75	18.55	0
			64QAM	1	1	18.47	18.57	18.65	0
			256QAM	1	1	18.25	18.49	18.25	0
		CP	QPSK	1	1	18.53	18.30	18.51	0

NR Band n66 _ 10 ㎒ Bandwidth

Bandwidth	SCS(㎑)	OFDM	Modulation	RB Size	RB Offset	Reduced Power [dBm]			MPR [dB]
						343000	349000	355000	
						1715 ㎒	1745 ㎒	1775 ㎒	
10 ㎒	15	DFT-s OFDM	pi/2 BPSK	1	1	18.46	18.46	18.41	0
				1	26	18.59	18.52	18.49	0
				1	50	18.33	18.74	18.55	0
				25	0	18.22	18.54	18.34	0
				25	14	18.58	18.51	18.33	0
				25	27	18.30	18.50	18.44	0
				50	0	18.37	18.53	18.41	0
			QPSK	1	1	18.46	18.42	18.41	0
				1	26	18.59	18.66	18.55	0
				1	50	18.50	18.52	18.57	0
				25	0	18.43	18.30	18.54	0
				25	14	18.54	18.45	18.54	0
				25	27	18.55	18.58	18.43	0
				50	0	18.50	18.51	18.40	0
			16QAM	1	1	18.37	18.41	18.41	0
			64QAM	1	1	18.50	18.40	18.56	0
			256QAM	1	1	18.18	18.39	18.33	0
		CP	QPSK	1	1	18.36	18.26	18.27	0

NR Band n66 _ 15 MHz Bandwidth

Bandwidth	SCS(kHz)	OFDM	Modulation	RB Size	RB Offset	Reduced Power [dBm]			MPR [dB]
						343500	349000	354500	
						1717.5 MHz	1745 MHz	1772.5 MHz	
15 MHz	15	DFT-s OFDM	pi/2 BPSK	1	1	18.20	18.39	18.26	0
				1	40	18.33	18.50	18.30	0
				1	77	18.47	18.68	18.53	0
				36	0	18.42	18.27	18.31	0
				36	22	18.40	18.41	18.43	0
				36	43	18.37	18.58	18.42	0
				75	0	18.46	18.48	18.35	0
			QPSK	1	1	18.33	18.34	18.23	0
				1	40	18.27	18.35	18.43	0
				1	77	18.42	18.73	18.43	0
				36	0	18.44	18.32	18.34	0
				36	22	18.41	18.39	18.48	0
				36	43	18.38	18.50	18.43	0
				75	0	18.36	18.40	18.41	0
			16QAM	1	1	18.27	18.39	18.21	0
			64QAM	1	1	18.40	18.42	18.34	0
			256QAM	1	1	18.47	18.26	18.23	0
		CP	QPSK	1	1	18.24	18.42	18.30	0

NR Band n66 _ 20 MHz Bandwidth

Bandwidth	SCS(kHz)	OFDM	Modulation	RB Size	RB Offset	Reduced Power [dBm]			MPR [dB]
						344000	349000	354000	
						1720 MHz	1745 MHz	1770 MHz	
20 MHz	15	DFT-s OFDM	pi/2 BPSK	1	1	18.30	18.21	18.45	0
				1	53	18.55	18.50	18.42	0
				1	104	18.42	18.55	18.29	0
				50	0	18.45	18.33	18.25	0
				50	28	18.50	18.45	18.38	0
				50	56	18.28	18.64	18.47	0
				100	0	18.23	18.41	18.42	0
			QPSK	1	1	18.21	18.13	18.45	0
				1	53	18.47	18.67	18.56	0
				1	104	18.36	18.66	18.54	0
				50	0	18.27	18.36	18.40	0
				50	28	18.44	18.47	18.37	0
				50	56	18.55	18.56	18.46	0
				100	0	18.30	18.47	18.27	0
			16QAM	1	1	18.27	18.35	18.31	0
			64QAM	1	1	18.44	18.44	18.39	0
			256QAM	1	1	18.17	18.10	18.21	0
		CP	QPSK	1	1	18.38	18.44	18.22	0

11.5 WIFI Conducted Power measurement method

Un-Licensed Bands (DTS Band)

Test Description	Test Procedure Used
Conducted Output Power	- KDB 558074 v05 - Section 8.3.2.3 - ANSI 63.10-2013 - Section 11.9.2.3

Test Procedure
1. Measure the duty cycle.
2. Measure the average power of the transmitter. This measurement is an average over both the on and off periods of the transmitter.
3. Add 10 log (1/x), where x is the duty cycle, to the measured power in order to compute the average power during the actual transmission times.

Test setup

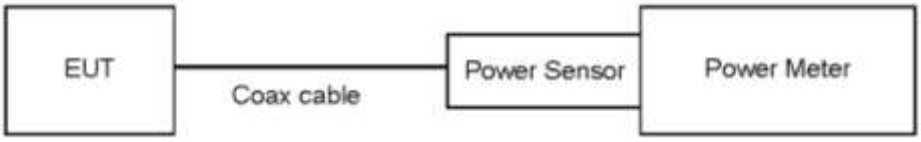

Un-Licensed Bands(NII Band)

Test Description	Test Procedure Used
Conducted Output Power	- KDB 789033 D02 v02r01 - Section E.3.a

Test Procedure
1. Measure the duty cycle.
2. Measure the average power of the transmitter. This measurement is an average over both the on and off periods of the transmitter.
3. Add 10 log (1/x), where x is the duty cycle, to the measured power in order to compute the average power during the actual transmission times.

Test setup

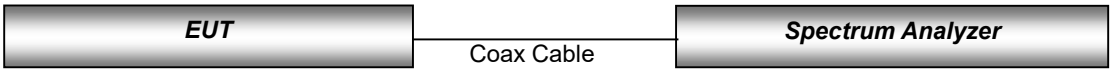

11.5.1 IEEE 802.11 (2.4 GHz) Maximum Conducted Power

Mode	Frequency [MHz]	Channel	IEEE 802.11 (2.4 GHz) Average Conducted Power [dBm]
802.11b	2 412	1	18.60
	2 437	6	18.31
	2 462	11	17.39
802.11g	2 412	1	16.78
	2 437	6	16.42
	2 462	11	16.14
802.11n (HT20)	2 412	1	16.57
	2 437	6	17.32
	2 462	11	16.19

11.5.2 IEEE 802.11 (2.4 GHz) Reduced Conducted Power (Held to ear VOIP)

Mode	Frequency [MHz]	Channel	IEEE 802.11 (2.4 GHz) Reduced Average Conducted Power [dBm]
802.11b	2 412	1	15.47
	2 437	6	15.07
	2 462	11	14.23
802.11g	2 412	1	15.62
	2 437	6	15.06
	2 462	11	14.51
802.11n (HT20)	2 412	1	15.90
	2 437	6	14.83
	2 462	11	14.30

11.5.3 IEEE 802.11 (5 GHz) Maximum Conducted Power

Mode	Frequency [MHz]	Channel	IEEE 802.11 (5 GHz) Average Conducted Power [dBm]
802.11a (20 MHz BW)	5 180	36	16.20
	5 200	40	16.21
	5 220	44	15.15
	5 240	48	16.45
	5 260	52	15.78
	5 280	56	16.89
	5 300	60	14.95
	5 320	64	14.92
	5 500	100	13.13
	5 600	120	14.48
	5 620	124	14.95
	5 720	144	13.53
	5 745	149	13.37
	5 785	157	13.57
	5 825	165	15.32

11.5.4 IEEE 802.11 (5 GHz) Reduced Conducted Power (Held to ear VOIP)

Mode	Frequency [MHz]	Channel	IEEE 802.11 (5 GHz) Average Conducted Power [dBm]
802.11a (20 MHz BW)	5 180	36	12.14
	5 200	40	12.34
	5 220	44	12.22
	5 240	48	12.35
	5 260	52	11.74
	5 280	56	12.31
	5 300	60	11.64
	5 320	64	11.65

Mode	Frequency [MHz]	Channel	IEEE 802.11 (5 GHz) Reduced Average Conducted Power [dBm]
802.11n (40 MHz BW)	5 190	38	10.82
	5 230	46	11.04
	5 270	54	10.71
	5 310	62	7.55
	5 510	102	9.06
	5 590	118	11.27
	5 630	126	11.89
	5 710	142	11.10
	5 755	151	11.21
	5 795	159	11.19

Mode	Frequency [MHz]	Channel	IEEE 802.11 (5 GHz) Reduced Average Conducted Power [dBm]
802.11ac (80 MHz BW)	5 530	106	7.09
	5 610	122	11.77
	5 690	138	11.95

Justification for test configurations for WLAN per KDB Publication 248227 D01v02r02:

▪ Power measurements were performed for the transmission mode configuration with the highest maximum output power specified for production units.

▪ For transmission mode with the same maximum output power specification, powers were measured for the largest channel Bandwidth, lowest order modulation and lowest data rate.

▪ For transmission modes with identical maximum specified output power, channel Bandwidth, modulation and data rates, power measurements were required for all identical configurations.

▪ For each transmission mode configuration, powers were measured for the highest and lowest channels; and at the mid-Band channel(s) when there were at least 3 channels supported. For configurations with multiple mid-Band channels, due to an even number of channels, both channels were measured.

Test Configuration



11.6 Bluetooth

BT's DH5 and BT LE's HPM mode are the same target power.
However, BT DH5's duty factor (76.5%) was higher than BT LE's duty factor [62.15%), so the frame average power of BT DH5 was higher, so the SAR test was performed at BT DH5.

Maximum Conducted Power

The Burst averaged-conducted power

Mode	Channel	Bluetooth Power [dBm]
DH5	0	14.95
	39	14.67
	78	13.55
2-DH5	0	10.81
	39	10.46
	78	9.44
3-DH5	0	10.84
	39	10.45
	78	9.47

Reduced Conducted Power

The Burst averaged-conducted power

Mode	Channel	Bluetooth Power [dBm]
DH5	0	11.64
	39	12.18
	78	10.76
2-DH5	0	7.84
	39	8.44
	78	7.33
3-DH5	0	7.85
	39	8.45
	78	7.31

Per October 2016 TCB Workshop Notes:
When call box and Bluetooth protocol are used for Bluetooth SAR measurement, time-domain plot is required to identify duty factor for supporting the test setup and result.
Bluetooth duty cycle was measured using Bluetooth tester equipment (CBT / R&S) with Bluetooth DH5 mode.

Bluetooth Duty Cycle [BDR]

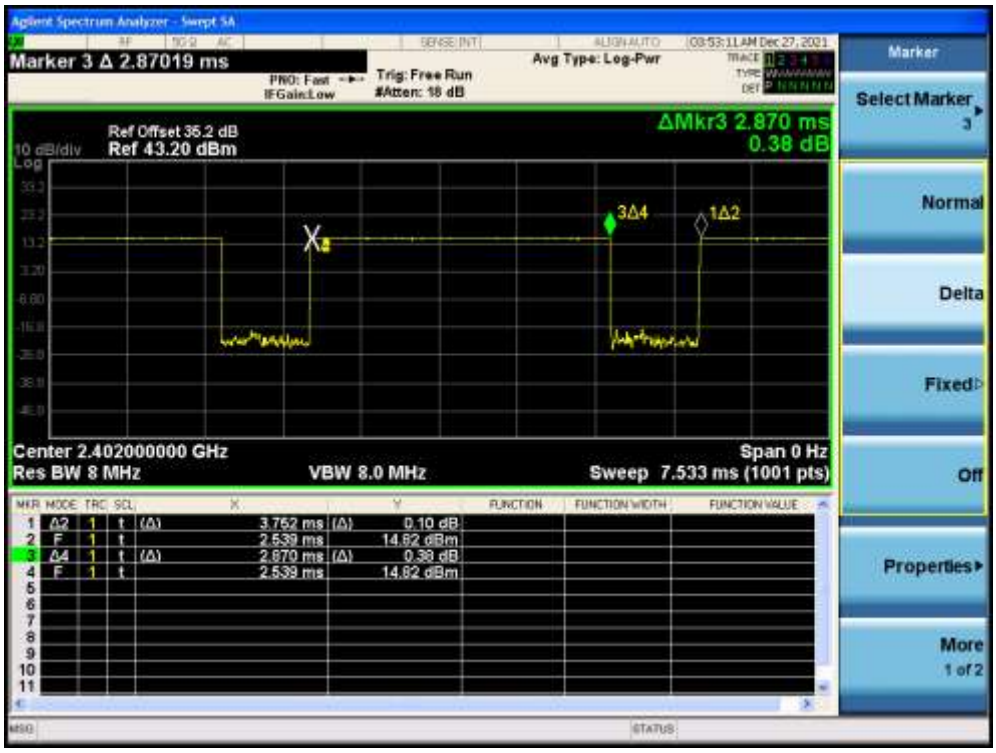

Duty Cycle = (BT-On time /BT-Full time) =(2.870/3.752) = 0.765 (DH5) / Duty factor= 1/Duty cycle : 1.307

Bluetooth LE Duty Cycle [HPM]

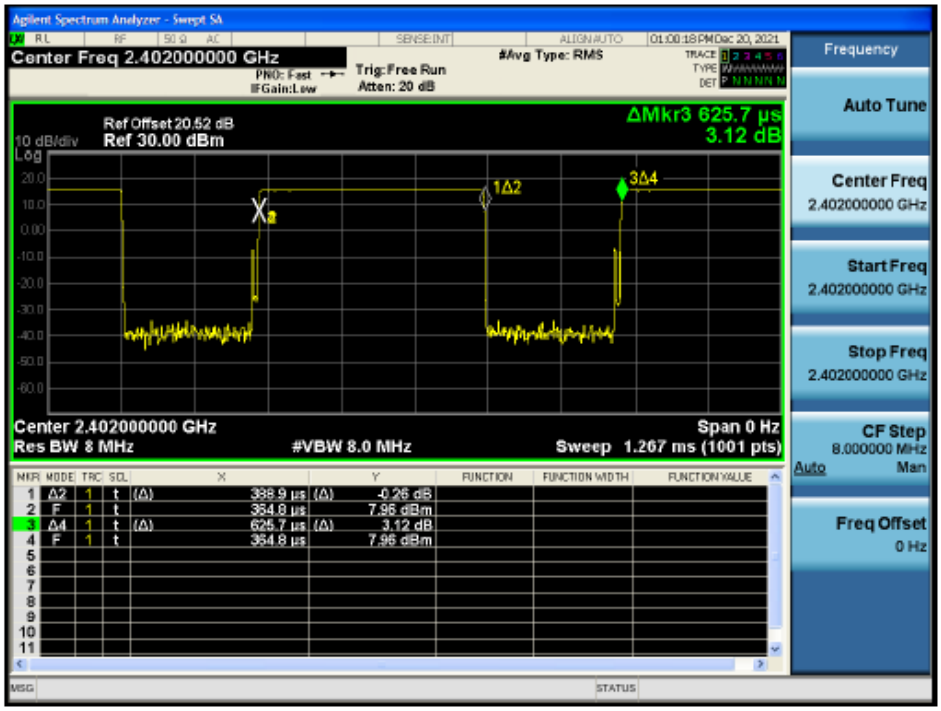

Duty Cycle = (BT-On time /BT-Full time) =(0.389/0.626) = 0.6215 (LE HPM) / Duty factor= 1/Duty cycle : 2.07

12. System Verification

12.1 Tissue Verification

The body simulating material is calibrated by HCT using the DAKS 3.5 to determine the conductivity and permittivity.

– Main Band

Table for Head Tissue Verification									
Date of Tests	Tissue Temp. (°C)	Tissue Type	Freq. (MHz)	Measured Conductivity σ (S/m)	Measured Dielectric Constant, ε	Target Conductivity σ (S/m)	Target Dielectric Constant, ε	% dev σ	% dev ε
12/01/2021	20.2	750H	705	0.851	43.165	0.889	42.174	-4.27	2.35
			710	0.856	43.088	0.890	42.148	-3.82	2.23
			750	0.897	42.490	0.893	41.940	0.45	1.31
12/02/2021	20.1	750H	750	0.884	42.555	0.893	41.940	-1.01	1.47
			785	0.916	42.052	0.896	41.758	2.23	0.70
12/06/2021	20.5	835H	820	0.914	41.812	0.899	41.577	1.67	0.57
			835	0.930	41.559	0.900	41.500	3.33	0.14
			850	0.945	41.387	0.916	41.500	3.17	-0.27
12/15/2021	20.0	835H	820	0.915	41.707	0.899	41.577	1.78	0.31
			835	0.932	41.447	0.900	41.500	3.56	-0.13
			850	0.943	41.240	0.916	41.500	2.95	-0.63
12/27/2021	21.2	835H	820	0.898	40.896	0.899	41.577	-0.11	-1.64
			835	0.913	40.654	0.900	41.500	1.44	-2.04
			850	0.926	40.458	0.916	41.500	1.09	-2.51
12/06/2021	22.4	835H	820	0.918	40.869	0.899	41.577	2.11	-1.70
			835	0.932	40.692	0.900	41.500	3.56	-1.95
			850	0.948	40.435	0.916	41.500	3.49	-2.57
12/13/2021	20.3	1800H	1710	1.285	41.563	1.348	40.144	-4.67	3.53
			1750	1.325	41.374	1.371	40.080	-3.36	3.23
			1800	1.379	41.120	1.400	40.000	-1.50	2.80
12/28/2021	19.9	1800H	1710	1.289	40.209	1.348	40.144	-4.38	0.16
			1750	1.327	40.132	1.371	40.080	-3.21	0.13
			1800	1.376	40.015	1.400	40.000	-1.71	0.04
12/28/2021	19.9	1800H	1710	1.301	40.856	1.348	40.144	-3.49	1.77
			1750	1.335	40.808	1.371	40.080	-2.63	1.82
			1800	1.374	40.764	1.400	40.000	-1.86	1.91
12/07/2021	21.3	1900H	1850	1.379	40.318	1.400	40.000	-1.50	0.79
			1900	1.423	40.198	1.400	40.000	1.64	0.50
			1910	1.434	40.216	1.400	40.000	2.43	0.54
12/09/2021	20.4	1900H	1850	1.371	39.626	1.400	40.000	-2.07	-0.94
			1900	1.409	39.527	1.400	40.000	0.64	-1.18
			1910	1.421	39.561	1.400	40.000	1.50	-1.10
12/16/2021	20.9	1900H	1850	1.335	41.683	1.400	40.000	-4.64	4.21
			1900	1.398	41.436	1.400	40.000	-0.14	3.59
			1910	1.399	41.439	1.400	40.000	-0.07	3.60
12/20/2021	21.0	1900H	1850	1.396	40.472	1.400	40.000	-0.29	1.18
			1900	1.386	40.403	1.400	40.000	-1.00	1.01
			1910	1.397	40.385	1.400	40.000	-0.21	0.96
12/03/2021	19.7	2600H	2500	1.850	37.818	1.855	39.126	-0.27	-3.34
			2550	1.896	37.617	1.909	39.070	-0.68	-3.72
			2600	1.961	37.335	1.964	39.010	-0.15	-4.29

- 5G NR SUB 6

Table for Head Tissue Verification									
Date of Tests	Tissue Temp. (°C)	Tissue Type	Freq. (MHz)	Measured Conductivity σ (S/m)	Measured Dielectric Constant, ε	Target Conductivity σ (S/m)	Target Dielectric Constant, ε	% dev σ	% dev ε
12/22/2021	21.2	835H	820	0.916	40.922	0.899	41.577	1.89	-1.58
			835	0.931	40.647	0.900	41.500	3.44	-2.06
			850	0.946	40.396	0.916	41.500	3.28	-2.66
12/23/2021	21.1	1800H	1710	1.285	41.270	1.348	40.144	-4.67	2.80
			1750	1.328	41.032	1.371	40.080	-3.14	2.38
			1800	1.380	40.883	1.400	40.000	-1.43	2.21

– WLAN

Table for Head Tissue Verification									
Date of Tests	Tissue Temp. (°C)	Tissue Type	Freq. (MHz)	Measured Conductivity σ (S/m)	Measured Dielectric Constant, ε	Target Conductivity σ (S/m)	Target Dielectric Constant, ε	% dev σ	% dev ε
12/31/2021	21.1	2450H	2400	1.818	39.731	1.756	39.290	3.53	1.12
			2450	1.872	39.482	1.800	39.200	4.00	0.72
			2500	1.919	39.284	1.855	39.140	3.45	0.37
12/30/2021	19.7	2450H	2400	1.772	39.611	1.756	39.290	0.91	0.82
			2450	1.824	39.367	1.800	39.200	1.33	0.43
			2500	1.871	39.166	1.855	39.140	0.86	0.07
12/29/2021	20.0	2450H	2400	1.819	39.353	1.756	39.290	3.59	0.16
			2450	1.870	39.100	1.800	39.200	3.89	-0.26
			2500	1.920	38.899	1.855	39.140	3.50	-0.62
12/20/2021	21.6	5180H-5320H	5180	4.670	36.754	4.635	36.010	0.76	2.07
			5250	4.833	36.825	4.706	35.930	2.70	2.49
			5280	4.796	36.844	4.737	35.894	1.25	2.65
			5320	4.859	36.968	4.778	35.846	1.70	3.13
12/21/2021	21.5	5500H-5600H	5500	5.039	36.558	4.963	35.640	1.53	2.58
			5600	5.088	36.237	5.065	35.530	0.45	1.99
12/22/2021	21.9	5750H-5825H	5750	5.333	35.928	5.219	35.360	2.18	1.61
			5800	5.376	36.663	5.270	35.300	2.01	3.86
			5825	5.350	35.926	5.296	35.270	1.02	1.86

– Extremity

Table for Head Tissue Verification									
Date of Tests	Tissue Temp. (°C)	Tissue Type	Freq. (MHz)	Measured Conductivity σ (S/m)	Measured Dielectric Constant, ε	Target Conductivity σ (S/m)	Target Dielectric Constant, ε	% dev σ	% dev ε
12/14/2021	20.0	1800H	1710	1.321	41.543	1.348	40.144	-2.00	3.48
			1750	1.368	41.323	1.371	40.080	-0.22	3.10
			1800	1.415	41.128	1.400	40.000	1.07	1.07
12/08/2021	20.7	1900H	1850	1.447	40.466	1.400	40.000	3.36	1.17
			1900	1.454	40.740	1.400	40.000	3.86	1.85
			1910	1.454	40.820	1.400	40.000	3.86	2.05
12/10/2021	20.9	1900H	1850	1.435	39.266	1.400	40.000	2.50	-1.84
			1900	1.443	39.571	1.400	40.000	3.07	-1.07
			1910	1.443	39.637	1.400	40.000	3.07	-0.91
12/17/2021	20.4	1900H	1850	1.339	40.984	1.400	40.000	-4.36	2.46
			1900	1.397	40.886	1.400	40.000	-0.21	2.22
			1910	1.412	40.876	1.400	40.000	0.86	2.19

12.2 System Verification

Input Power: 50 mW

Freq. [MHz]	Date	Probe (S/N)	Dipole (S/N)	Liquid	Amb. Temp. [°C]	Liquid Temp. [°C]	1 W Target SAR_{1g} (SPEAG) [W/kg]	50mW Measured SAR_{1g} [W/kg]	1 W Normalized SAR_{1g} [W/kg]	Deviation [%]	Limit [%]
750	12/01/2021	7651	1014	Head	20.3	20.2	8.55	0.411	8.22	- 3.86	± 10
750	12/02/2021	7651		Head	20.2	20.1	8.55	0.414	8.28	- 3.16	± 10
835	12/06/2021	7651	4d165	Head	20.6	20.5	9.68	0.465	9.3	- 3.93	± 10
835	12/15/2021	7651		Head	20.1	20.0	9.68	0.507	10.14	+ 4.75	± 10
835	12/27/2021	7651		Head	21.3	21.2	9.68	0.478	9.56	- 1.24	± 10
835	12/06/2021	3972		Head	22.5	22.4	9.68	0.509	10.18	+ 5.17	± 10
1 800	12/13/2021	7651	2d015	Head	20.4	20.3	38.8	1.92	38.4	- 1.03	± 10
1 800	12/28/2021	7651		Head	20.0	19.9	38.8	1.83	36.6	- 5.67	± 10
1 800	12/28/2021	7651		Head	20.0	19.9	38.8	1.82	36.4	- 6.19	± 10
1 900	12/07/2021	7651	5d032	Head	21.4	21.3	40.0	1.93	38.6	- 3.50	± 10
1 900	12/09/2021	7651		Head	20.5	20.4	40.0	1.90	38.0	- 5.00	± 10
1 900	12/16/2021	7651		Head	21.0	20.9	40.0	1.92	38.4	- 4.00	± 10
1 900	12/20/2021	7651		Head	21.2	21.0	40.0	1.87	37.4	- 6.50	± 10
2 600	12/03/2021	7651	1106	Head	19.8	19.7	56.3	2.76	55.2	- 1.95	± 10

– WLAN

Input Power: 50 mW

Freq. [MHz]	Date	Probe (S/N)	Dipole (S/N)	Liquid	Amb. Temp. [°C]	Liquid Temp. [°C]	1 W Target SAR_{1g} (SPEAG) [W/kg]	50mW Measured SAR_{1g} [W/kg]	1 W Normalized SAR_{1g} [W/kg]	Deviation [%]	Limit [%]
2 450	12/31/2021	7651	965	Head	21.2	21.1	53.3	2.58	51.6	- 3.19	± 10
2 450	12/30/2021	7654		Head	19.8	19.7	53.3	2.70	54.0	+ 1.31	± 10
2 450	12/29/2021	7651		Head	20.1	20.0	53.3	2.58	51.6	- 3.19	± 10
5 250	12/20/2021	7655	1107	Head	21.7	21.6	80.6	4.04	80.8	+ 0.25	± 10
5 600	12/21/2021	7655		Head	21.6	21.5	84.2	4.48	89.6	+ 6.41	± 10
5 750	12/22/2021	7655		Head	22.0	21.9	80.9	4.22	84.4	+ 4.33	± 10

- 5G NR SUB 6

Input Power: 50 mW

Freq. [MHz]	Date	Probe (S/N)	Dipole (S/N)	Liquid	Amb. Temp. [°C]	Liquid Temp. [°C]	1 W Target SAR_{1g} (SPEAG) [W/kg]	50mW Measured SAR_{1g} [W/kg]	1 W Normalized SAR_{1g} [W/kg]	Deviation [%]	Limit [%]
835	12/22/2021	7651	4d165	Head	21.3	21.2	9.68	0.488	9.76	+ 0.83	± 10
1 800	12/23/2021	7651	2d015	Head	21.2	21.1	38.8	1.82	36.4	- 6.19	± 10

- System Verification Results – Extremity SAR

Input Power: 50 mW

Freq.	Date	Probe (S/N)	Dipole (S/N)	Liquid	Amb. Temp.	Liquid Temp.	1 W Target SAR_{10g} (SPEAG)	50mW Measured SAR_{10g}	1 W Normalized SAR_{10g}	Deviation	Limit
[MHz]					[°C]	[°C]	[W/kg]	[W/kg]	[W/kg]	[%]	[%]
1 800	12/14/2021	7651	2d015	Head	20.1	20.0	20.0	0.979	19.58	- 2.10	± 10
1 900	12/08/2021	7651	5d032	Head	20.8	20.7	20.8	1.02	20.4	- 1.92	± 10
1 900	12/10/2021	7651		Head	21.0	20.9	20.8	1.01	20.2	- 2.88	± 10
1 900	12/17/2021	7651		Head	20.5	20.4	20.8	0.975	19.5	- 6.25	± 10
5 250	12/20/2021	7655	1107	Head	21.7	21.6	23.2	1.16	23.2	+ 0.00	± 10
5 600	12/21/2021	7655		Head	21.6	21.5	24.2	1.28	25.6	+ 5.79	± 10

12.3 System Verification Procedure

SAR measurement was prior to assessment, the system is verified to the ± 10 % of the specifications at each frequency Band by using the system verification kit. (Graphic Plots Attached)

- Cabling the system, using the verification kit equipment.
- Generate about 50 ㎽ Input level from the signal generator to the Dipole Antenna.
- Dipole antenna was placed below the flat phantom.
- The measured one-gram SAR at the surface of the phantom above the dipole feed-point should be within 10 % of the target reference value.
- The results are normalized to 1 W input power.

Note;
SAR Verification was performed according to the FCC KDB 865664 D01v01r04.

13. SAR Test Data Summary

13.1 SAR Measurement Results

GSM 850 Head SAR _ Main 1											
Frequency		Mode	Tune-Up Limit	Meas. Power	Power Drift	Test Position	Duty Cycle	Meas. SAR	Scaling Factor	Scaled SAR	Plot No.
MHz	Ch.		(dB)	(dB)	(dB)			(W/kg)		(W/kg)	
836.6	190	GSM	33.5	32.44	0.13	Left Cheek	1:8.3	0.099	1.276	0.126	-
836.6	190	GSM	33.5	32.44	-0.09	Left Tilt	1:8.3	0.057	1.276	0.073	-
836.6	190	GSM	33.5	32.44	-0.18	Right Cheek	1:8.3	0.145	1.276	0.185	-
836.6	190	GSM	33.5	32.44	0.19	Right Tilt	1:8.3	0.067	1.276	0.086	-
836.6	190	GRPS 3Tx	29.5	28.74	-0.14	Left Cheek	1:2.77	0.137	1.191	0.163	-
836.6	190	GRPS 3Tx	29.5	28.74	-0.06	Left Tilt	1:2.77	0.080	1.191	0.095	-
836.6	190	GRPS 3Tx	29.5	28.74	0.18	Right Cheek	1:2.77	0.197	1.191	**0.235**	1
836.6	190	GRPS 3Tx	29.5	28.74	0.04	Right Tilt	1:2.77	0.089	1.191	0.106	-
ANSI/ IEEE C95.1 - 2005 – Safety Limit Spatial Peak Uncontrolled Exposure/ General Population						Head 1.6 W/kg Averaged over 1 gram					

GSM 1900 Head SAR_ Main 1											
Frequency		Mode	Tune-Up Limit	Meas. Power	Power Drift	Test Position	Duty Cycle	Meas. SAR	Scaling Factor	Scaled SAR	Plot No.
MHz	Ch.		(dB)	(dB)	(dB)			(W/kg)		(W/kg)	
1 880	661	GSM	31.5	30.08	0.11	Left Cheek	1:8.3	0.022	1.387	0.031	-
1 880	661	GSM	31.5	30.08	0.19	Left Tilt	1:8.3	0.031	1.387	0.043	-
1 880	661	GSM	31.5	30.08	0.17	Right Cheek	1:8.3	0.239	1.387	**0.331**	2
1 880	661	GSM	31.5	30.08	-0.08	Right Tilt	1:8.3	0.118	1.387	0.164	-
1 880	661	GRPS 4Tx	25.5	23.31	0.18	Left Cheek	1:2.07	0.025	1.656	0.041	-
1 880	661	GRPS 4Tx	25.5	23.31	0.19	Left Tilt	1:2.07	0.035	1.656	0.058	-
1 880	661	GRPS 4Tx	25.5	23.31	-0.17	Right Cheek	1:2.07	0.056	1.656	0.093	-
1 880	661	GRPS 4Tx	25.5	23.31	0.17	Right Tilt	1:2.07	0.026	1.656	0.043	-
ANSI/ IEEE C95.1 - 2005 – Safety Limit Spatial Peak Uncontrolled Exposure/ General Population						Head 1.6 W/kg Averaged over 1 gram					

UMTS Band 5 Head SAR_ Main 1											
Frequency		Mode	Tune-Up Limit	Meas. Power	Power Drift	Test Position	Duty Cycle	Meas. SAR	Scaling Factor	Scaled SAR	Plot No.
MHz	Ch.		(dB)	(dB)	(dB)			(W/kg)		**(W/kg)**	
826.4	4132	RMC	25.0	24.03	0.18	Left Cheek	1:1	0.133	1.250	0.166	-
826.4	4132	RMC	25.0	24.03	0.19	Left Tilt	1:1	0.074	1.250	0.093	-
826.4	4132	RMC	25.0	24.03	0.16	Right Cheek	1:1	0.184	1.250	**0.230**	3
826.4	4132	RMC	25.0	24.03	0.12	Right Tilt	1:1	0.085	1.250	0.106	-
ANSI/ IEEE C95.1 - 2005 – Safety Limit Spatial Peak Uncontrolled Exposure/ General Population						Head 1.6 W/kg Averaged over 1 gram					

UMTS Band 4 Head SAR_ Main 1											
Frequency		Mode	Tune-Up Limit	Meas. Power	Power Drift	Test Position	Duty Cycle	Meas. SAR	Scaling Factor	Scaled SAR	Plot No.
MHz	Ch.		(dB)	(dB)	(dB)			(W/kg)		(W/kg)	
1 712.4	1312	RMC	24.0	23.89	0.10	Left Cheek	1:1	0.034	1.026	0.035	-
1 712.4	1312	RMC	24.0	23.89	0.13	Left Tilt	1:1	0.013	1.026	0.013	-
1 712.4	1312	RMC	24.0	23.89	0.16	Right Cheek	1:1	0.066	1.026	**0.068**	4
1 712.4	1312	RMC	24.0	23.89	-0.13	Right Tilt	1:1	0.026	1.026	0.027	-
ANSI/ IEEE C95.1 - 2005 – Safety Limit Spatial Peak Uncontrolled Exposure/ General Population						Head 1.6 W/kg Averaged over 1 gram					

UMTS Band 2 Head SAR_ Main 1											
Frequency		Mode	Tune-Up Limit	Meas. Power	Power Drift	Test Position	Duty Cycle	Meas. SAR	Scaling Factor	Scaled SAR	Plot No.
MHz	Ch.		(dB)	(dB)	(dB)			(W/kg)		(W/kg)	
1 880	9400	RMC	24.0	23.0	-0.13	Left Cheek	1:1	0.042	1.259	0.053	-
1 880	9400	RMC	24.0	23.0	0.12	Left Tilt	1:1	0.061	1.259	0.077	-
1 880	9400	RMC	24.0	23.0	-0.17	Right Cheek	1:1	0.097	1.259	**0.122**	5
1 880	9400	RMC	24.0	23.0	0.12	Right Tilt	1:1	0.048	1.259	0.060	-
ANSI/ IEEE C95.1 - 2005 – Safety Limit Spatial Peak Uncontrolled Exposure/ General Population						Head 1.6 W/kg Averaged over 1 gram					

LTE Band 2 Head SAR (Lower An.t) _ Main 1															
Frequency		Mode	Band width	Tune-Up Limit	Meas. Power	Power Drift	Test Position	MPR	RB Size	RB offset	Duty Cycle	Meas. SAR	Scaling Factor	Scaled SAR	Plot No.
MHz	Ch.		(MHz)	(dBm)	(dBm)	(dB)		(dB)				(W/kg)		(W/kg)	
1 880	18900	QPSK	20	24.5	23.19	-0.10	Left Cheek	0	1	0	1:1	0.044	1.352	0.059	-
1 880	18900	QPSK	20	23.5	22.58	0.10	Left Cheek	1	50	49	1:1	0.038	1.236	0.047	-
1 880	18900	QPSK	20	24.5	23.19	0.19	Left Tilt	0	1	0	1:1	0.049	1.352	0.066	-
1 880	18900	QPSK	20	23.5	22.58	0.12	Left Tilt	1	50	49	1:1	0.050	1.236	0.062	-
1 880	18900	QPSK	20	24.5	23.19	-0.10	Right Cheek	0	1	0	1:1	0.093	1.352	**0.126**	6
1 880	18900	QPSK	20	23.5	22.58	0.11	Right Cheek	1	50	49	1:1	0.088	1.236	0.109	-
1 880	18900	QPSK	20	24.5	23.19	0.13	Right Tilt	0	1	0	1:1	0.043	1.352	0.058	-
1 880	18900	QPSK	20	23.5	22.58	0.11	Right Tilt	1	50	49	1:1	0.041	1.236	0.051	-
ANSI/ IEEE C95.1 - 2005 – Safety Limit Spatial Peak Uncontrolled Exposure/ General Population							Head 1.6 W/kg Averaged over 1 gram								

LTE Band 2 Head SAR (Upper Ant.) _ Main 2															
Frequency		Mode	Band width	Tune-Up Limit	Meas. Power	Power Drift	Test Position	MPR	RB Size	RB offset	Duty Cycle	Meas. SAR	Scaling Factor	Scaled SAR	Plot No.
MHz	Ch.		(MHz)	(dBm)	(dBm)	(dB)		(dB)				(W/kg)		(W/kg)	
1 880	18900	QPSK	20	17.0	16.15	0.07	Left Cheek	0	1	49	1:1	0.304	1.216	0.370	-
1 860	18700	QPSK	20	17.0	16.33	-0.01	Left Cheek	0	50	0	1:1	0.282	1.167	0.329	-
1 880	18900	QPSK	20	17.0	16.15	0.04	Left Tilt	0	1	49	1:1	0.382	1.216	0.465	-
1 860	18700	QPSK	20	17.0	16.33	0.01	Left Tilt	0	50	0	1:1	0.352	1.167	0.411	-
1 880	18900	QPSK	20	17.0	16.15	-0.13	Right Cheek	0	1	49	1:1	0.421	1.216	0.512	-
1 860	18700	QPSK	20	17.0	16.33	0.02	Right Cheek	0	50	0	1:1	0.392	1.167	0.457	-
1 880	18900	QPSK	20	17.0	16.15	0.03	Right Tilt	0	1	49	1:1	0.462	1.216	**0.562**	7
1 860	18700	QPSK	20	17.0	16.33	0.06	Right Tilt	0	50	0	1:1	0.437	1.167	0.510	-
ANSI/ IEEE C95.1 - 2005 – Safety Limit Spatial Peak Uncontrolled Exposure/ General Population							Head 1.6 W/kg Averaged over 1 gram								

LTE Band 5 Head SAR_ Main 1															
Frequency		Mode	Band width	Tune-Up Limit	Meas. Power	Power Drift	Test Position	MPR	RB Size	RB offset	Duty Cycle	Meas. SAR	Scaling Factor	Scaled SAR	Plot No.
MHz	Ch.		(MHz)	(dBm)	(dBm)	(dB)		(dB)				(W/kg)		(W/kg)	
836.5	20525	QPSK	10	25.0	23.79	-0.15	Left Cheek	0	1	0	1:1	0.143	1.321	0.189	-
836.5	20525	QPSK	10	24.0	22.90	-0.19	Left Cheek	1	25	0	1:1	0.110	1.288	0.142	-
836.5	20525	QPSK	10	25.0	23.79	0.08	Left Tilt	0	1	0	1:1	0.084	1.321	0.111	-
836.5	20525	QPSK	10	24.0	22.90	0.15	Left Tilt	1	25	0	1:1	0.065	1.288	0.084	-
836.5	20525	QPSK	10	25.0	23.79	0.15	Right Cheek	0	1	0	1:1	0.185	1.321	**0.244**	8
836.5	20525	QPSK	10	24.0	22.90	0.14	Right Cheek	1	25	0	1:1	0.153	1.288	0.197	-
836.5	20525	QPSK	10	25.0	23.79	-0.17	Right Tilt	0	1	0	1:1	0.090	1.321	0.119	-
836.5	20525	QPSK	10	24.0	22.90	0.05	Right Tilt	1	25	0	1:1	0.073	1.288	0.094	-
ANSI/ IEEE C95.1 - 2005 – Safety Limit Spatial Peak Uncontrolled Exposure/ General Population							Head 1.6 W/kg Averaged over 1 gram								

LTE Band 12 Head SAR_ Main 1															
Frequency		Mode	Band width	Tune-Up Limit	Meas. Power	Power Drift	Test Position	MPR	RB Size	RB offset	Duty Cycle	Meas. SAR	Scaling Factor	Scaled SAR	Plot No.
MHz	Ch.		(MHz)	(dBm)	(dBm)	(dB)		(dB)				(W/kg)		(W/kg)	
707.5	23095	QPSK	10	25.0	23.81	0.17	Left Cheek	0	1	0	1:1	0.109	1.315	0.143	-
707.5	23095	QPSK	10	24.0	22.96	0.16	Left Cheek	1	25	0	1:1	0.088	1.271	0.112	-
707.5	23095	QPSK	10	25.0	23.81	-0.07	Left Tilt	0	1	0	1:1	0.065	1.315	0.085	-
707.5	23095	QPSK	10	24.0	22.96	0.16	Left Tilt	1	25	0	1:1	0.051	1.271	0.065	-
707.5	23095	QPSK	10	25.0	23.81	0.06	Right Cheek	0	1	0	1:1	0.131	1.315	**0.172**	9
707.5	23095	QPSK	10	24.0	22.96	0.15	Right Cheek	1	25	0	1:1	0.101	1.271	0.128	-
707.5	23095	QPSK	10	25.0	23.81	0.12	Right Tilt	0	1	0	1:1	0.062	1.315	0.082	-
707.5	23095	QPSK	10	24.0	22.96	-0.08	Right Tilt	1	25	0	1:1	0.051	1.271	0.065	-
ANSI/ IEEE C95.1 - 2005 – Safety Limit Spatial Peak Uncontrolled Exposure/ General Population							Head 1.6 W/kg Averaged over 1 gram								

LTE Band 13 Head SAR_ Main 1

Frequency		Mode	Band width	Tune-Up Limit	Meas. Power	Power Drift	Test Position	MPR	RB Size	RB offset	Duty Cycle	Meas. SAR	Scaling Factor	Scaled SAR	Plot No.
MHz	Ch.		(MHz)	(dBm)	(dBm)	(dB)		(dB)				(W/kg)		(W/kg)	
782	23230	QPSK	10	25.0	23.46	0.13	Left Cheek	0	1	0	1:1	0.133	1.426	0.190	-
782	23230	QPSK	10	24.0	22.58	0.10	Left Cheek	1	25	0	1:1	0.102	1.387	0.141	-
782	23230	QPSK	10	25.0	23.46	0.17	Left Tilt	0	1	0	1:1	0.071	1.426	0.101	-
782	23230	QPSK	10	24.0	22.58	0.19	Left Tilt	1	25	0	1:1	0.054	1.387	0.075	-
782	23230	QPSK	10	25.0	23.46	0.17	Right Cheek	0	1	0	1:1	0.148	1.426	**0.211**	10
782	23230	QPSK	10	24.0	22.58	0.11	Right Cheek	1	25	0	1:1	0.117	1.387	0.162	-
782	23230	QPSK	10	25.0	23.46	-0.16	Right Tilt	0	1	0	1:1	0.071	1.426	0.101	-
782	23230	QPSK	10	24.0	22.58	0.11	Right Tilt	1	25	0	1:1	0.055	1.387	0.076	-
ANSI/ IEEE C95.1 - 2005 – Safety Limit Spatial Peak Uncontrolled Exposure/ General Population							Head 1.6 W/kg Averaged over 1 gram								

LTE Band 26 Head SAR_ Main 1

Frequency		Mode	Band width	Tune-Up Limit	Meas. Power	Power Drift	Test Position	MPR	RB Size	RB offset	Duty Cycle	Meas. SAR	Scaling Factor	Scaled SAR	Plot No.
MHz	Ch.		(MHz)	(dBm)	(dBm)	(dB)		(dB)				(W/kg)		(W/kg)	
831.5	26865	QPSK	15	25.0	23.77	0.01	Left Cheek	0	1	0	1:1	0.157	1.327	0.208	-
831.5	26865	QPSK	15	24.0	22.97	0.19	Left Cheek	1	36	0	1:1	0.127	1.268	0.161	-
831.5	26865	QPSK	15	25.0	23.77	0.16	Left Tilt	0	1	0	1:1	0.078	1.327	0.104	-
831.5	26865	QPSK	15	24.0	22.97	0.14	Left Tilt	1	36	0	1:1	0.063	1.268	0.080	-
831.5	26865	QPSK	15	25.0	23.77	0.15	Right Cheek	0	1	0	1:1	0.194	1.327	**0.258**	11
831.5	26865	QPSK	15	24.0	22.97	0.14	Right Cheek	1	36	0	1:1	0.140	1.268	0.177	-
831.5	26865	QPSK	15	25.0	23.77	0.19	Right Tilt	0	1	0	1:1	0.085	1.327	0.113	-
831.5	26865	QPSK	15	24.0	22.97	0.13	Right Tilt	1	36	0	1:1	0.067	1.268	0.085	-
ANSI/ IEEE C95.1 - 2005 – Safety Limit Spatial Peak Uncontrolled Exposure/ General Population							Head 1.6 W/kg Averaged over 1 gram								

LTE TDD Band 41 Head SAR _ Main 2

Frequency		Mode	Band width	Tune-Up Limit	Meas. Power	Power Drift	Test Position	MPR	RB Size	RB offset	Duty Cycle	Meas. SAR	Scaling Factor	Scaled SAR	Plot No.
MHz	Ch.		(MHz)	(dBm)	(dBm)	(dB)		(dB)				(W/kg)		(W/kg)	
2 593	40620	QPSK	20	25.0	24.19	-0.18	Left Cheek	0	1	0	1:1.58	0.193	1.205	**0.233**	12
2 593	40620	QPSK	20	24.0	23.39	0.18	Left Cheek	1	50	0	1:1.58	0.146	1.151	0.168	-
2 593	40620	QPSK	20	25.0	24.19	0.10	Left Tilt	0	1	0	1:1.58	0.061	1.205	0.074	-
2 593	40620	QPSK	20	24.0	23.39	0.07	Left Tilt	1	50	0	1:1.58	0.049	1.151	0.056	-
2 593	40620	QPSK	20	25.0	24.19	-0.14	Right Cheek	0	1	0	1:1.58	0.102	1.205	0.123	-
2 593	40620	QPSK	20	24.0	23.39	0.10	Right Cheek	1	50	0	1:1.58	0.097	1.151	0.112	-
2 593	40620	QPSK	20	25.0	24.19	0.11	Right Tilt	0	1	0	1:1.58	0.091	1.205	0.110	-
2 593	40620	QPSK	20	24.0	23.39	0.15	Right Tilt	1	50	0	1:1.58	0.079	1.151	0.091	-
ANSI/ IEEE C95.1 - 2005 – Safety Limit Spatial Peak Uncontrolled Exposure/ General Population							Head 1.6 W/kg Averaged over 1 gram								

LTE Band 66 Head SAR (Lower An.t) _ Main 1															
Frequency		Mode	Band width	Tune-Up Limit	Meas. Power	Power Drift	Test Position	MPR	RB Size	RB offset	Duty Cycle	Meas. SAR	Scaling Factor	Scaled SAR	Plot No.
MHz	Ch.		(MHz)	(dBm)	(dBm)	(dB)		(dB)				(W/kg)		(W/kg)	
1 720	132072	QPSK	20	24.5	23.64	0.15	Left Cheek	0	1	49	1:1	0.052	1.219	0.063	-
1 720	132072	QPSK	20	23.5	22.93	0.01	Left Cheek	1	50	49	1:1	0.042	1.140	0.048	-
1 720	132072	QPSK	20	24.5	23.64	0.19	Left Tilt	0	1	49	1:1	0.032	1.219	0.039	-
1 720	132072	QPSK	20	23.5	22.93	0.14	Left Tilt	1	50	49	1:1	0.027	1.140	0.031	-
1 720	132072	QPSK	20	24.5	23.64	-0.10	Right Cheek	0	1	49	1:1	0.074	1.219	**0.090**	13
1 720	132072	QPSK	20	23.5	22.93	0.10	Right Cheek	1	50	49	1:1	0.066	1.140	0.075	-
1 720	132072	QPSK	20	24.5	23.64	0.16	Right Tilt	0	1	49	1:1	0.028	1.219	0.034	-
1 720	132072	QPSK	20	23.5	22.93	0.03	Right Tilt	1	50	49	1:1	0.029	1.140	0.033	-
ANSI/ IEEE C95.1 - 2005 – Safety Limit Spatial Peak Uncontrolled Exposure/ General Population							Head 1.6 W/kg Averaged over 1 gram								

LTE Band 66 Head SAR (Upper Ant.) _ Sub 2															
Frequency		Mode	Band width	Tune-Up Limit	Meas. Power	Power Drift	Test Position	MPR	RB Size	RB offset	Duty Cycle	Meas. SAR	Scaling Factor	Scaled SAR	Plot No.
MHz	Ch.		(MHz)	(dBm)	(dBm)	(dB)		(dB)				(W/kg)		(W/kg)	
1 720	132072	QPSK	20	19.5	18.83	0.03	Left Cheek	0	1	99	1:1	0.422	1.167	0.492	-
1 720	132072	QPSK	20	19.5	18.85	-0.01	Left Cheek	0	50	49	1:1	0.428	1.161	0.497	-
1 720	132072	QPSK	20	19.5	18.83	-0.14	Left Tilt	0	1	99	1:1	0.507	1.167	0.592	-
1 720	132072	QPSK	20	19.5	18.85	-0.11	Left Tilt	0	50	49	1:1	0.519	1.161	0.603	-
1 720	132072	QPSK	20	19.5	18.83	-0.12	Right Cheek	0	1	99	1:1	0.563	1.167	0.657	-
1 720	132072	QPSK	20	19.5	18.85	0.01	Right Cheek	0	50	49	1:1	0.584	1.161	0.678	-
1 720	132072	QPSK	20	19.5	18.83	-0.01	Right Tilt	0	1	99	1:1	0.609	1.167	0.711	
1 720	132072	QPSK	20	19.5	18.85	-0.02	Right Tilt	0	50	49	1:1	**0.630**	1.161	**0.732**	14
ANSI/ IEEE C95.1 - 2005 – Safety Limit Spatial Peak Uncontrolled Exposure/ General Population							Head 1.6 W/kg Averaged over 1 gram								

NR Band n5 (Cell) Head SAR_ Main 1															
Frequency		Modulation	Band width	Tune-Up Limit	Meas. Power	Power Drift	Test Position	MPR	RB Size	RB offset	Duty Cycle	Meas. SAR	Scaling Factor	Scaled SAR	Plot No.
MHz	Ch.		(MHz)	(dBm)	(dBm)	(dB)		(dB)				(W/kg)		(W/kg)	
836.5	167300	DFT-s OFDM QPSK	20	25.0	24.43	0.11	Left Cheek	0	1	53	1:1	0.128	1.140	0.146	-
836.5	167300	DFT-s OFDM QPSK	20	25.0	24.39	-0.17	Left Cheek	0	50	28	1:1	0.117	1.151	0.135	-
836.5	167300	DFT-s OFDM QPSK	20	25.0	24.43	0.15	Left Tilt	0	1	53	1:1	0.071	1.140	0.081	-
836.5	167300	DFT-s OFDM QPSK	20	25.0	24.39	0.16	Left Tilt	0	50	28	1:1	0.062	1.151	0.071	-
836.5	167300	DFT-s OFDM QPSK	20	25.0	24.43	-0.10	Right Cheek	0	1	53	1:1	0.152	1.140	**0.173**	15
836.5	167300	DFT-s OFDM QPSK	20	25.0	24.39	0.19	Right Cheek	0	50	28	1:1	0.141	1.151	0.162	-
836.5	167300	DFT-s OFDM QPSK	20	25.0	24.43	0.16	Right Tilt	0	1	53	1:1	0.066	1.140	0.075	-
836.5	167300	DFT-s OFDM QPSK	20	25.0	24.39	0.16	Right Tilt	0	50	28	1:1	0.063	1.151	0.073	-
836.5	167300	CP OFDM QPSK	20	23.5	22.60	-0.18	Right Cheek	1.5	1	1	1:1	0.075	1.230	0.092	-
ANSI/ IEEE C95.1 - 2005– Safety Limit Spatial Peak Uncontrolled Exposure/ General Population							Head 1.6 W/kg Averaged over 1 gram								

NR Band n66 (AWS) Head SAR_ Sub 2 – RCV ON															
Frequency		Modulation	Band width	Tune-Up Limit	Meas. Power	Power Drift	Test Position	MPR	RB Size	RB offset	Duty Cycle	Meas. SAR	Scaling Factor	Scaled SAR	Plot No.
MHz	Ch.		(MHz)	(dBm)	(dBm)	(dB)		(dB)				(W/kg)		(W/kg)	
1 745	349000	DFT-s OFDM QPSK	20	19.0	18.67	0.01	Left Cheek	0	1	53	1:1	0.352	1.079	0.380	-
1 745	349000	DFT-s OFDM QPSK	20	19.0	18.56	-0.05	Left Cheek	0	50	56	1:1	0.351	1.107	0.389	-
1 745	349000	DFT-s OFDM QPSK	20	19.0	18.67	-0.02	Left Tilt	0	1	53	1:1	0.488	1.079	0.527	-
1 745	349000	DFT-s OFDM QPSK	20	19.0	18.56	-0.02	Left Tilt	0	50	56	1:1	0.487	1.107	0.539	-
1 745	349000	DFT-s OFDM QPSK	20	19.0	18.67	0.07	Right Cheek	0	1	53	1:1	0.417	1.079	0.450	-
1 745	349000	DFT-s OFDM QPSK	20	19.0	18.56	-0.00	Right Cheek	0	50	56	1:1	0.420	1.107	0.465	-
1 745	349000	DFT-s OFDM QPSK	20	19.0	18.67	-0.01	Right Tilt	0	1	53	1:1	0.539	1.079	0.582	-
1 745	349000	DFT-s OFDM QPSK	20	19.0	18.56	0.01	Right Tilt	0	50	56	1:1	0.541	1.107	0.599	-
1 745	349000	CP OFDM QPSK	20	19.0	18.44	0.13	Right Tilt	0	1	1	1:1	0.573	1.138	**0.652**	16
ANSI/ IEEE C95.1 – 2005 – Safety Limit Spatial Peak Uncontrolled Exposure/ General Population							Head 1.6 W/kg Averaged over 1 gram								

Note: * Power reduction condition during Receiver_ON

DTS Head SAR (Held to ear VOIP)															
Frequency		Mode	Band width (MHz)	Data Rate (Mbps)	Tune-Up Limit (dBm)	Meas. Power (dBm)	Power Drift (dB)	Test Position	Duty Cycle	Area Scan Peak SAR (W/kg)	Meas. SAR (W/kg)	Scaling Factor	Scaling Factor (Duty)	Scaled SAR (W/kg)	Plot No.
MHz	Ch.														
2 412	1	802.11b	20	1	16.0	15.47	0.19	Left Cheek	99.2	0.328	0.217	1.130	1.008	0.247	-
2 412	1	802.11b	20	1	16.0	15.47	0.12	Left Tilt	99.2	0.0781	0.050	1.130	1.008	0.057	-
2 412	1	802.11b	20	1	16.0	15.47	-0.10	Right Cheek	99.2	1.28	0.620	1.130	1.008	**0.706**	17
2 412	1	802.11b	20	1	16.0	15.47	0.13	Right Tilt	99.2	0.183	0.116	1.130	1.008	0.132	-
ANSI/ IEEE C95.1 - 2005 – Safety Limit Spatial Peak Uncontrolled Exposure/ General Population										Head 1.6 W/kg Averaged over 1 gram					

NII Head SAR (Held to ear VOIP)															
Frequency		Mode	Band width	Data Rate	Tune-Up Limit	Meas. Power	Power Drift	Test Position	Duty Cycle	Area Scan Peak SAR	Meas. SAR	Scaling Factor	Scaling Factor	Scaled SAR	Plot No.
MHz	Ch.		(MHz)	(Mbps)	(dBm)	(dBm)	(dB)			(W/kg)	(W/kg)		(Duty)	(W/kg)	
5 270	54	802.11n	40	MCS0	13.0	11.71	-0.14	Left Cheek	92.4	0.382	0.103	1.346	1.083	0.150	-
5 270	54	802.11n	40	MCS0	13.0	11.71	0.00	Left Tilt	92.4	0.439	0.114	1.346	1.083	0.166	-
5 270	54	802.11n	40	MCS0	13.0	11.71	0.00	Right Check	92.4	0.778	0.212	1.346	1.083	0.309	-
5 270	54	802.11n	40	MCS0	13.0	11.71	0.00	Right Tilt	92.4	0.620	0.154	1.346	1.083	0.224	-
5 690	138	802.11ac	80	MCS0	13.0	11.95	-0.11	Left Cheek	85.1	0.532	0.068	1.274	1.186	0.103	-
5 690	138	802.11ac	80	MCS0	13.0	11.95	0.14	Left Tilt	85.1	0.250	0.076	1.274	1.186	0.115	-
5 690	138	802.11ac	80	MCS0	13.0	11.95	0.10	Right Cheek	85.1	0.689	0.239	1.274	1.186	0.361	-
5 690	138	802.11ac	80	MCS0	13.0	11.95	0.16	Right Tilt	85.1	0.365	0.127	1.274	1.186	0.192	-
5 755	151	802.11n	40	MCS0	13.0	11.21	-0.10	Left Cheek	92.4	0.376	0.00134	1.510	1.083	0.002	-
5 755	151	802.11n	40	MCS0	13.0	11.21	0.00	Left Tilt	92.4	0.0553	0.0000426	1.510	1.083	0.000	-
5 755	151	802.11n	40	MCS0	13.0	11.21	-0.14	Right Cheek	92.4	0.800	0.236	1.510	1.083	**0.386**	18
5 755	151	802.11n	40	MCS0	13.0	11.21	0.12	Right Tilt	92.4	0.526	0.201	1.510	1.083	0.329	-
ANSI/ IEEE C95.1 - 2005– Safety Limit Spatial Peak Uncontrolled Exposure/ General Population								Head 1.6 W/kg Averaged over 1 gram							

DSS Head SAR											
Frequency		Mode	Tune-Up Limit	Meas. Power	Power Drift	Test Position	Meas. SAR	Scaling Factor	Scaling Factor	Scaled SAR	Plot No.
MHz	Ch.		(dBm)	(dBm)	(dB)		(W/kg)		(Duty)	(W/kg)	
2 441	39	Bluetooth DH5	13.0	12.18	0.14	Left Cheek	0.092	1.208	1.307	**0.145**	19
2 441	39	Bluetooth DH5	13.0	12.18	0.10	Left Tilt	0.019	1.208	1.307	0.030	-
2 441	39	Bluetooth DH5	13.0	12.18	-0.01	Right Cheek	0.066	1.208	1.307	0.104	-
2 441	39	Bluetooth DH5	13.0	12.18	-0.19	Right Tilt	0.013	1.208	1.307	0.021	-
ANSI/ IEEE C95.1 - 2005– Safety Limit Spatial Peak Uncontrolled Exposure/ General Population						Head 1.6 W/kg (mW/g) Averaged over 1 gram					

13.2 Body-worn SAR Measurement Results

GSM/ UMTS Band Body-Worn SAR _ Main 1													
Frequency		Mode		Tune-Up Limit	Meas. Power	Power Drift	Test Position	Duty Cycle	Distance	Meas. SAR	Scaling Factor	Scaled SAR	Plot No.
MHz	Ch.			(dB)	(dB)	(dB)			(mm)	(W/kg)		(W/kg)	
836.6	190	GSM 850 Voice		33.5	32.44	0.11	Rear	1:8.3	15	0.227	1.276	0.290	-
836.6	190	GSM 850 Voice		33.5	32.44	-0.13	Front	1:8.3	15	0.207	1.276	0.264	-
836.6	190	GSM 850 GRPS 3Tx		29.5	28.74	-0.13	Rear	1:2.77	15	0.262	1.191	**0.312**	20
836.6	190	GSM 850 GRPS 3Tx		29.5	28.74	-0.02	Front	1:2.77	15	0.235	1.191	0.280	-
1 880	661	GSM 1900 Voice		31.5	30.08	-0.01	Rear	1:8.3	15	0.311	1.387	**0.431**	21
1 880	661	GSM 1900 Voice		31.5	30.08	-0.01	Front	1:8.3	15	0.283	1.387	0.392	-
1 880	661	GSM 1900 GRPS 4Tx		25.5	23.31	0.00	Rear	1:2.07	15	0.217	1.656	0.359	-
1 880	661	GSM 1900 GRPS 4Tx		25.5	23.31	-0.18	Front	1:2.07	15	0.161	1.656	0.267	-
826.4	4132	UMTS 850	RMC	25.0	24.03	0.02	Rear	1:1	15	0.240	1.250	**0.300**	22
826.4	4132	UMTS 850	RMC	25.0	24.03	-0.07	Front	1:1	15	0.219	1.250	0.274	-
1 712.4	1312	UMTS 1700	RMC	24.0	23.89	-0.13	Rear	1:1	15	0.454	1.026	**0.466**	23
1 712.4	1312	UMTS 1700	RMC	24.0	23.89	-0.06	Front	1:1	15	0.295	1.026	0.303	-
1 880	9400	UMTS 1900	RMC	24.0	23.00	-0.00	Rear	1:1	15	0.356	1.259	**0.448**	24
1 880	9400	UMTS 1900	RMC	24.0	23.00	-0.11	Front	1:1	15	0.257	1.259	0.324	-
ANSI/ IEEE C95.1 - 2005 – Safety Limit Spatial Peak Uncontrolled Exposure/ General Population							Body 1.6 W/kg Averaged over 1 gram						

LTE Band Body-Worn SAR (Lower Ant.)																	
Frequency		Mode	Band width	Tune-Up Limit	Meas. Power	Power Drift	Test Position	MPR	RB Size	RB offset	Duty Cycle	Distance	Meas. SAR	Scaling Factor	Scaled SAR	Plot No.
MHz	Ch.		(MHz)	(dBm)	(dBm)	(dB)		(dB)				(mm)	(W/kg)		(W/kg)	
1 880	18900	LTE 2 QPSK (Main 1)	20	24.5	23.19	-0.05	Rear	0	1	0	1:1	15	0.265	1.352	**0.358**	25
1 880	18900		20	23.5	22.58	0.12	Rear	1	50	49	1:1	15	**0.270**	1.236	0.334	26
1 880	18900		20	24.5	23.19	-0.11	Front	0	1	0	1:1	15	0.228	1.352	0.308	-
1 880	18900		20	23.5	22.58	0.13	Rear	1	50	49	1:1	15	0.221	1.236	0.273	-
707.5	23095	LTE 12 QPSK (Main 1)	10	25.0	23.81	0.01	Rear	0	1	0	1:1	15	0.195	1.315	**0.256**	27
707.5	23095		10	24.0	22.96	0.01	Rear	1	25	0	1:1	15	0.158	1.271	0.201	-
707.5	23095		10	25.0	23.81	0.05	Front	0	1	0	1:1	15	0.180	1.315	0.237	-
707.5	23095		10	24.0	22.96	-0.01	Front	1	25	0	1:1	15	0.151	1.271	0.192	-
782	23230	LTE 13 QPSK (Main 1)	10	25.0	23.46	0.04	Rear	0	1	0	1:1	15	0.237	1.426	**0.338**	28
782	23230		10	24.0	22.58	-0.03	Rear	1	25	0	1:1	15	0.185	1.387	0.257	-
782	23230		10	25.0	23.46	0.04	Front	0	1	0	1:1	15	0.192	1.426	0.274	-
782	23230		10	24.0	22.58	-0.10	Front	1	25	0	1:1	15	0.152	1.387	0.211	-
831.5	26865	LTE 26 QPSK (Main 1)	15	25.0	23.77	-0.05	Rear	0	1	0	1:1	15	0.257	1.327	**0.341**	29
831.5	26865		15	24.0	22.97	0.04	Rear	1	36	0	1:1	15	0.209	1.268	0.265	-
831.5	26865		15	25.0	23.77	-0.03	Front	0	1	0	1:1	15	0.232	1.327	0.308	-
831.5	26865		15	24.0	22.97	-0.06	Front	1	36	0	1:1	15	0.193	1.268	0.245	-
2 593	40620	LTE 41 QPSK (Main 2)	20	25.0	24.19	-0.04	Rear	0	1	0	1:1.58	15	0.154	1.205	0.186	-
2 593	40620		20	24.0	23.39	0.19	Rear	1	50	0	1:1.58	15	0.125	1.151	0.144	-
2 593	40620		20	25.0	24.19	0.19	Front	0	1	0	1:1.58	15	0.176	1.205	**0.212**	30
2 593	40620		20	24.0	23.39	0.19	Front	1	50	0	1:1.58	15	0.144	1.151	0.166	-
1 720	132072	LTE 66 QPSK (Main 1)	20	24.5	23.64	0.00	Rear	0	1	49	1:1	15	0.326	1.219	**0.397**	31
1 720	132072		20	23.5	22.93	0.19	Rear	1	50	49	1:1	15	0.254	1.140	0.290	-
1 720	132072		20	24.5	23.64	0.00	Front	0	1	49	1:1	15	0.246	1.219	0.300	-
1 720	132072		20	23.5	22.93	0.10	Front	1	50	49	1:1	15	0.192	1.140	0.219	-
836.5	20525	LTE 5 QPSK (Main 1)	10	25.0	23.79	0.00	Rear	0	1	0	1:1	15	0.235	1.321	**0.311**	32
836.5	20525		10	24.0	22.90	0.01	Rear	1	25	0	1:1	15	0.189	1.288	0.243	-
836.5	20525		10	25.0	23.79	-0.02	Front	0	1	0	1:1	15	0.224	1.321	0.296	-
836.5	20525		10	24.0	22.90	-0.03	Front	1	25	0	1:1	15	0.183	1.288	0.236	-
ANSI/ IEEE C95.1 - 2005 – Safety Limit Spatial Peak Uncontrolled Exposure/ General Population							Body 1.6 W/kg Averaged over 1 gram									

LTE Band Body-Worn SAR (Upper Ant.)_ Sub 2																	
Frequency		Mode	Band width	Tune-Up Limit	Meas. Power	Power Drift	Test Position	MPR	RB Size	RB offset	Duty Cycle	Distance	Meas. SAR	Scaling Factor	Scaled SAR	Plot No.
MHz	Ch.		(MHz)	(dBm)	(dBm)	(dB)		(dB)				(mm)	(W/kg)		(W/kg)	
1 880	18900	LTE 2 QPSK	20	22.0	21.30	0.02	Rear	0	1	0	1:1	15	0.234	1.175	**0.275**	33
1 880	18900		20	21.0	20.56	-0.08	Rear	1	50	49	1:1	15	**0.239**	1.107	0.264	34
1 880	18900		20	22.0	21.30	0.06	Front	0	1	0	1:1	15	0.214	1.175	0.146	-
1 880	18900		20	21.0	20.56	0.16	Rear	1	50	49	1:1	15	0.126	1.107	0.139	-
1 720	132072	LTE 66 QPSK	20	23.0	22.35	0.09	Rear	0	1	49	1:1	15	0.114	1.352	0.132	-
1 720	132072		20	22.0	21.42	0.07	Rear	1	50	49	1:1	15	0.199	1.236	**0.227**	35
1 720	132072		20	23.0	22.35	-0.08	Front	0	1	49	1:1	15	0.119	1.352	0.138	-
1 720	132072		20	22.0	21.42	0.04	Front	1	50	49	1:1	15	0.127	1.236	0.145	-
ANSI/ IEEE C95.1 - 2005 – Safety Limit Spatial Peak Uncontrolled Exposure/ General Population							Body 1.6 W/kg Averaged over 1 gram									

NR Body-Worn SAR (Lower Ant.) _ Main 1																	
Frequency		Mode	Band width	Tune-Up Limit	Meas. Power	Power Drift	Test Position	MPR	RB Size	RB offset	Duty Cycle	Distance	Meas. SAR	Scaling Factor	Scaled SAR	Plot No.
MHz	Ch.		(MHz)	(dBm)	(dBm)	(dB)		(dB)				(mm)	(W/kg)		(W/kg)	
836.5	167300	NR n5 DFT-s OFDM QPSK	20	25.0	24.43	0.04	Rear	0	1	53	1:1	15	0.208	1.140	**0.237**	36
836.5	167300		20	25.0	24.39	0.07	Rear	0	50	28	1:1	15	0.205	1.151	0.236	-
836.5	167300		20	25.0	24.43	-0.03	Front	0	1	53	1:1	15	0.207	1.140	0.236	-
836.5	167300		20	25.0	24.39	0.01	Front	0	50	28	1:1	15	0.202	1.151	0.232	-
836.5	167300	CP OFDM QPSK	20	23.5	22.60	0.04	Rear	1.5	1	1	1:1	15	0.128	1.230	0.157	-
ANSI/ IEEE C95.1 –2005– Safety Limit Spatial Peak Uncontrolled Exposure/ General Population							Body 1.6 W/kg Averaged over 1 gram									

NR Body-Worn SAR (Upper Ant.) _ Sub 2																	
Frequency		Mode	Band width	Tune-Up Limit	Meas. Power	Power Drift	Test Position	MPR	RB Size	RB offset	Duty Cycle	Distance	Meas. SAR	Scaling Factor	Scaled SAR	Plot No.
MHz	Ch.		(MHz)	(dBm)	(dBm)	(dB)		(dB)				(mm)	(W/kg)		(W/kg)	
1 745	349000	NR n66 DFT-s OFDM QPSK	20	23.5	23.26	-0.13	Rear	0	1	53	1:1	15	0.266	1.057	0.281	-
1 745	349000		20	23.5	23.11	0.06	Rear	0	50	28	1:1	15	0.270	1.094	**0.295**	37
1 745	349000		20	23.5	23.26	0.12	Front	0	1	53	1:1	15	0.162	1.057	0.171	-
1 745	349000		20	23.5	23.11	0.14	Front	0	50	28	1:1	15	0.157	1.094	0.172	-
1 745	349000	CP OFDM QPSK	20	22.0	21.44	0.11	Rear	1.5	1	1	1:1	15	0.199	1.138	0.226	-
ANSI/ IEEE C95.1 –2005– Safety Limit Spatial Peak Uncontrolled Exposure/ General Population							Body 1.6 W/kg Averaged over 1 gram									

DTS Body-Worn SAR

Frequency MHz	Frequency Ch.	Mode	Band width (MHz)	Data Rate (Mbps)	Tune-Up Limit (dBm)	Meas. Power (dBm)	Power Drift (dB)	Test Position	Duty Cycle	Distance (mm)	Area Scan Peak SAR (W/kg)	Meas. SAR (W/kg)	Scaling Factor	Scaling Factor (Duty)	Scaled SAR (W/kg)	Plot No.
2 412	1	802.11b	20	1	19.5	18.60	0.14	Rear	99.0	15	0.178	0.115	1.230	1.008	**0.143**	38
2 412	1	802.11b	20	1	19.5	18.60	-0.02	Front	99.0	15	0.111	0.073	1.230	1.008	0.091	-
ANSI/ IEEE C95.1 - 2005– Safety Limit Spatial Peak Uncontrolled Exposure/ General Population										Body 1.6 W/kg Averaged over 1 gram						

NII Body-Worn SAR

Frequency MHz	Frequency Ch.	Mode	Band width (MHz)	Data Rate (Mbps)	Tune-Up Limit (dBm)	Meas. Power (dBm)	Power Drift (dB)	Test Position	Duty Cycle	Distance (mm)	Area Scan Peak SAR (W/kg)	Meas. SAR (W/kg)	Scaling Factor	Scaling Factor (Duty)	Scaled SAR (W/kg)	Plot No.
5 280	56	802.11a	20	6	17.0	16.89	-0.01	Rear	90.0	15	0.213	0.031	1.026	1.117	0.036	-
5 280	56	802.11a	20	6	17.0	16.89	-0.15	Front	90.0	15	0.161	0.026	1.026	1.117	0.030	-
5 620	124	802.11a	20	6	15.0	14.95	-0.01	Rear	90.0	15	0.52	0.075	1.012	1.117	0.085	-
5 620	124	802.11a	20	6	15.0	14.95	-0.01	Front	90.0	15	0.178	0.024	1.012	1.117	0.027	-
5 825	165	802.11a	20	6	16.0	15.32	-0.01	Rear	90.0	15	0.539	0.220	1.169	1.117	**0.287**	39
5 825	165	802.11a	20	6	16.0	15.32	-0.17	Front	90.0	15	0.268	0.108	1.169	1.117	0.141	-
ANSI/ IEEE C95.1 - 2005– Safety Limit Spatial Peak Uncontrolled Exposure/ General Population										Body 1.6 W/kg Averaged over 1 gram						

DSS Body-Worn SAR

Frequency MHz	Frequency Ch.	Mode	Tune-Up Limit (dBm)	Meas. Power (dBm)	Power Drift (dB)	Test Position	Distance (mm)	Meas. SAR (W/kg)	Scaling Factor	Scaling Factor (Duty)	Scaled SAR (W/kg)	Plot No.
2 402	0	Bluetooth DH5	16.0	14.95	-0.15	Rear	15	0.077	1.274	1.307	**0.128**	40
2 402	0	Bluetooth DH5	16.0	14.95	-0.01	Front	15	0.046	1.274	1.307	0.077	-
ANSI/ IEEE C95.1 - 2005– Safety Limit Spatial Peak Uncontrolled Exposure/ General Population							Body 1.6 W/kg Averaged over 1 gram					

13.3 Hotspot SAR Measurement Results

GSM 850 Hotspot SAR_ Main 1												
Frequency		Mode	Tune-Up Limit	Meas. Power	Power Drift	Test Position	Duty Cycle	Distance	Meas. SAR	Scaling Factor	Scaled SAR	Plot No.
MHz	Ch.		(dB)	(dB)	(dB)			(mm)	(W/kg)		(W/kg)	
836.6	190	GRPS 3Tx	29.5	28.74	-0.12	Rear	1:2.77	10	0.366	1.191	0.436	-
836.6	190	GRPS 3Tx	29.5	28.74	0.15	Front	1:2.77	10	0.391	1.191	**0.466**	41
836.6	190	GRPS 3Tx	29.5	28.74	0.11	Left	1:2.77	10	0.133	1.191	0.158	-
836.6	190	GRPS 3Tx	29.5	28.74	-0.07	Right	1:2.77	10	0.292	1.191	0.348	-
836.6	190	GRPS 3Tx	29.5	28.74	0.06	Bottom	1:2.77	10	0.243	1.191	0.289	-
ANSI/ IEEE C95.1 - 2005 – Safety Limit Spatial Peak Uncontrolled Exposure/ General Population						Body 1.6 W/kg Averaged over 1 gram						

GSM 1900 Hotspot SAR_ Main 1												
Frequency		Mode	Tune-Up Limit	Meas. Power	Power Drift	Test Position	Duty Cycle	Distance	Meas. SAR	Scaling Factor	Scaled SAR	Plot No.
MHz	Ch.		(dB)	(dB)	(dB)			(mm)	(W/kg)		(W/kg)	
1 909.8	810	GRPS 4Tx	24.0	22.70	-0.07	Rear	1:2.07	10	0.362	1.349	0.488	-
1 909.8	810	GRPS 4Tx	24.0	22.70	-0.11	Front	1:2.07	10	0.277	1.349	0.374	-
1 909.8	810	GRPS 4Tx	24.0	22.70	0.13	Left	1:2.07	10	0.050	1.349	0.067	-
1 909.8	810	GRPS 4Tx	24.0	22.70	0.02	Right	1:2.07	10	0.036	1.349	0.049	-
1 909.8	810	GRPS 4Tx	24.0	22.70	0.12	Bottom	1:2.07	10	**0.723**	1.349	0.975	42
1 850.2	512	GRPS 4Tx	24.0	22.03	0.03	Bottom	1:2.07	10	0.554	1.726	0.872	-
1 880.0	661	GRPS 4Tx	24.0	22.16	-0.01	Bottom	1:2.07	10	0.659	1.528	**1.007**	43
ANSI/ IEEE C95.1 - 2005 – Safety Limit Spatial Peak Uncontrolled Exposure/ General Population						Body 1.6 W/kg Averaged over 1 gram						

UMTS Band 5 Hotspot SAR_ Main 1												
Frequency		Mode	Tune-Up Limit	Meas. Power	Power Drift	Test Position	Duty Cycle	Distance	Meas. SAR	Scaling Factor	Scaled SAR	Plot No.
MHz	Ch.		(dB)	(dB)	(dB)			(mm)	(W/kg)		(W/kg)	
826.4	4132	RMC	25.0	24.03	0.00	Rear	1:1	10	0.403	1.250	**0.504**	44
826.4	4132	RMC	25.0	24.03	-0.04	Front	1:1	10	0.342	1.250	0.428	-
826.4	4132	RMC	25.0	24.03	0.06	Left	1:1	10	0.168	1.250	0.210	-
826.4	4132	RMC	25.0	24.03	0.05	Right	1:1	10	0.282	1.250	0.353	-
826.4	4132	RMC	25.0	24.03	0.01	Bottom	1:1	10	0.144	1.250	0.180	-
ANSI/ IEEE C95.1 - 2005 – Safety Limit Spatial Peak Uncontrolled Exposure/ General Population						Body 1.6 W/kg Averaged over 1 gram						

UMTS Band 4 Hotspot SAR_ Main 1												
Frequency		Mode	Tune-Up Limit	Meas. Power	Power Drift	Test Position	Duty Cycle	Distance	Meas. SAR	Scaling Factor	Scaled SAR	Plot No.
MHz	Ch.		(dB)	(dB)	(dB)			(mm)	(W/kg)		(W/kg)	
1 732.4	1412	RMC	21.0	20.07	0.05	Rear	1:1	10	0.441	1.239	0.546	-
1 732.4	1412	RMC	21.0	20.07	0.04	Front	1:1	10	0.319	1.239	0.395	-
1 732.4	1412	RMC	21.0	20.07	-0.14	Left	1:1	10	0.029	1.239	0.036	-
1 732.4	1412	RMC	21.0	20.07	0.11	Right	1:1	10	0.060	1.239	0.074	-
1 732.4	1412	RMC	21.0	20.07	-0.16	Bottom	1:1	10	0.543	1.239	**0.673**	45
ANSI/ IEEE C95.1 - 2005 – Safety Limit Spatial Peak Uncontrolled Exposure/ General Population						Body 1.6 W/kg Averaged over 1 gram						

UMTS Band 2 Hotspot SAR_ Main 1												
Frequency		Mode	Tune-Up Limit	Meas. Power	Power Drift	Test Position	Duty Cycle	Distance	Meas. SAR	Scaling Factor	Scaled SAR	Plot No.
MHz	Ch.		(dB)	(dB)	(dB)			(mm)	(W/kg)		(W/kg)	
1 880	9400	RMC	21.0	19.96	0.13	Rear	1:1	10	0.342	1.271	0.435	-
1 880	9400	RMC	21.0	19.96	-0.14	Front	1:1	10	0.366	1.271	0.465	-
1 880	9400	RMC	21.0	19.96	0.14	Left	1:1	10	0.049	1.271	0.062	-
1 880	9400	RMC	21.0	19.96	-0.09	Right	1:1	10	0.043	1.271	0.055	-
1 880	9400	RMC	21.0	19.96	-0.08	Bottom	1:1	10	0.526	1.271	**0.668**	46
ANSI/ IEEE C95.1 - 2005 – Safety Limit Spatial Peak Uncontrolled Exposure/ General Population						Body 1.6 W/kg Averaged over 1 gram						

LTE Band 2 (PCS) Hotspot SAR (Lower Ant.)_Main 1																
Frequency		Mode	Band width	Tune-Up Limit	Meas. Power	Power Drift	Test Position	MPR	RB Size	RB offset	Duty Cycle	Distance	Meas. SAR	Scaling Factor	Scaled SAR	Plot No.
MHz	Ch.		(MHz)	(dBm)	(dBm)	(dB)		(dB)				(mm)	(W/kg)		(W/kg)	
1 900	19100	QPSK	20	21.0	20.37	0.02	Rear	0	1	0	1:1	10	0.389	1.156	0.450	-
1 880	18900	QPSK	20	21.0	20.61	-0.09	Rear	0	50	49	1:1	10	0.413	1.094	0.452	-
1 900	19100	QPSK	20	21.0	20.37	0.01	Front	0	1	0	1:1	10	0.257	1.156	0.297	-
1 880	18900	QPSK	20	21.0	20.61	0.15	Front	0	50	49	1:1	10	0.272	1.094	0.298	-
1 900	19100	QPSK	20	21.0	20.37	0.09	Left	0	1	0	1:1	10	0.025	1.156	0.029	-
1 880	18900	QPSK	20	21.0	20.61	0.16	Left	0	50	49	1:1	10	0.025	1.094	0.027	-
1 900	19100	QPSK	20	21.0	20.37	0.13	Right	0	1	0	1:1	10	0.066	1.156	0.076	
1 880	18900	QPSK	20	21.0	20.61	-0.15	Right	0	50	49	1:1	10	0.048	1.094	0.053	
1 900	19100	QPSK	20	21.0	20.37	-0.07	Bottom	0	1	0	1:1	10	0.688	1.156	**0.795**	47
1 880	18900	QPSK	20	21.0	20.61	-0.11	Bottom	0	50	49	1:1	10	**0.699**	1.094	0.765	48
ANSI/ IEEE C95.1 - 2005 – Safety Limit Spatial Peak Uncontrolled Exposure/ General Population							Body 1.6 W/kg Averaged over 1 gram									

LTE Band 2 (PCS) Hotspot SAR (Upper Ant.)_ Sub 2																
Frequency		Mode	Band width	Tune-Up Limit	Meas. Power	Power Drift	Test Position	MPR	RB Size	RB offset	Duty Cycle	Distance	Meas. SAR	Scaling Factor	Scaled SAR	Plot No.
MHz	Ch.		(MHz)	(dBm)	(dBm)	(dB)		(dB)				(mm)	(W/kg)		(W/kg)	
1 900	19100	QPSK	20	19.5	18.4	0.05	Rear	0	1	49	1:1	10	0.385	1.288	0.496	-
1 880	18900	QPSK	20	19.5	18.61	0.08	Rear	0	50	0	1:1	10	0.322	1.227	0.395	-
1 900	19100	QPSK	20	19.5	18.4	0.12	Front	0	1	49	1:1	10	0.135	1.288	0.174	-
1 880	18900	QPSK	20	19.5	18.61	0.10	Front	0	50	0	1:1	10	0.150	1.227	0.184	-
1 900	19100	QPSK	20	19.5	18.4	0.07	Left	0	1	49	1:1	10	0.062	1.288	0.080	-
1 880	18900	QPSK	20	19.5	18.61	0.13	Left	0	50	0	1:1	10	0.070	1.227	0.086	-
1 900	19100	QPSK	20	19.5	18.4	0.05	Top	0	1	49	1:1	10	0.518	1.288	**0.667**	49
1 880	18900	QPSK	20	19.5	18.61	0.04	Top	0	50	0	1:1	10	0.460	1.227	0.565	-
ANSI/ IEEE C95.1 - 2005 – Safety Limit Spatial Peak Uncontrolled Exposure/ General Population							Body 1.6 W/kg Averaged over 1 gram									

LTE Band 5 Hotspot SAR_ Main 1																
Frequency		Mode	Band width	Tune-Up Limit	Meas. Power	Power Drift	Test Position	MPR	RB Size	RB offset	Duty Cycle	Distance	Meas. SAR	Scaling Factor	Scaled SAR	Plot No.
MHz	Ch.		(MHz)	(dBm)	(dBm)	(dB)		(dB)				(mm)	(W/kg)		(W/kg)	
836.5	20525	QPSK	10	25.0	23.79	0.03	Rear	0	1	0	1:1	10	0.380	1.321	**0.502**	50
836.5	20525	QPSK	10	24.0	22.90	-0.00	Rear	1	25	0	1:1	10	0.314	1.288	0.405	-
836.5	20525	QPSK	10	25.0	23.79	-0.03	Front	0	1	0	1:1	10	0.288	1.321	0.381	-
836.5	20525	QPSK	10	24.0	22.90	-0.02	Front	1	25	0	1:1	10	0.236	1.288	0.304	-
836.5	20525	QPSK	10	25.0	23.79	-0.00	Left	0	1	0	1:1	10	0.171	1.321	0.226	-
836.5	20525	QPSK	10	24.0	22.90	0.02	Left	1	25	0	1:1	10	0.135	1.288	0.174	-
836.5	20525	QPSK	10	25.0	23.79	0.01	Right	0	1	0	1:1	10	0.264	1.321	0.349	-
836.5	20525	QPSK	10	24.0	22.90	-0.00	Right	1	25	0	1:1	10	0.215	1.288	0.277	-
836.5	20525	QPSK	10	25.0	23.79	0.12	Bottom	0	1	0	1:1	10	0.134	1.321	0.177	-
836.5	20525	QPSK	10	24.0	22.90	0.12	Bottom	1	25	0	1:1	10	0.109	1.288	0.140	-
ANSI/ IEEE C95.1 - 2005 – Safety Limit Spatial Peak Uncontrolled Exposure/ General Population							Body 1.6 W/kg Averaged over 1 gram									

LTE Band 12 Hotspot SAR_ Main 1																
Frequency		Mode	Band width	Tune-Up Limit	Meas. Power	Power Drift	Test Position	MPR	RB Size	RB offset	Duty Cycle	Distance	Meas. SAR	Scaling Factor	Scaled SAR	Plot No.
MHz	Ch.		(MHz)	(dBm)	(dBm)	(dB)		(dB)				(mm)	(W/kg)		(W/kg)	
707.5	23095	QPSK	10	25.0	23.81	-0.19	Rear	0	1	0	1:1	10	0.207	1.315	**0.272**	51
707.5	23095	QPSK	10	24.0	22.96	0.03	Rear	1	25	0	1:1	10	0.173	1.271	0.220	-
707.5	23095	QPSK	10	25.0	23.81	-0.04	Front	0	1	0	1:1	10	0.182	1.315	0.239	-
707.5	23095	QPSK	10	24.0	22.96	-0.01	Front	1	25	0	1:1	10	0.149	1.271	0.189	-
707.5	23095	QPSK	10	25.0	23.81	0.06	Left	0	1	0	1:1	10	0.112	1.315	0.147	-
707.5	23095	QPSK	10	24.0	22.96	0.03	Left	1	25	0	1:1	10	0.093	1.271	0.118	-
707.5	23095	QPSK	10	25.0	23.81	-0.12	Right	0	1	0	1:1	10	0.133	1.315	0.175	-
707.5	23095	QPSK	10	24.0	22.96	0.00	Right	1	25	0	1:1	10	0.107	1.271	0.136	-
707.5	23095	QPSK	10	25.0	23.81	-0.08	Bottom	0	1	0	1:1	10	0.085	1.315	0.112	-
707.5	23095	QPSK	10	24.0	22.96	-0.02	Bottom	1	25	0	1:1	10	0.073	1.271	0.093	-
ANSI/ IEEE C95.1 - 2005 – Safety Limit Spatial Peak Uncontrolled Exposure/ General Population							Body 1.6 W/kg Averaged over 1 gram									

LTE Band 13 Hotspot SAR_ Main 1																
Frequency		Mode	Band width	Tune-Up Limit	Meas. Power	Power Drift	Test Position	MPR	RB Size	RB offset	Duty Cycle	Distance	Meas. SAR	Scaling Factor	Scaled SAR	Plot No.
MHz	Ch.		(MHz)	(dBm)	(dBm)	(dB)		(dB)				(mm)	(W/kg)		(W/kg)	
782	23230	QPSK	10	25.0	23.46	0.02	Rear	0	1	0	1:1	10	0.253	1.426	**0.361**	52
782	23230	QPSK	10	24.0	22.58	-0.00	Rear	1	25	0	1:1	10	0.198	1.387	0.275	-
782	23230	QPSK	10	25.0	23.46	0.02	Front	0	1	0	1:1	10	0.234	1.426	0.334	-
782	23230	QPSK	10	24.0	22.58	-0.02	Front	1	25	0	1:1	10	0.181	1.387	0.251	-
782	23230	QPSK	10	25.0	23.46	0.06	Left	0	1	0	1:1	10	0.132	1.426	0.188	-
782	23230	QPSK	10	24.0	22.58	0.04	Left	1	25	0	1:1	10	0.100	1.387	0.139	-
782	23230	QPSK	10	25.0	23.46	-0.14	Right	0	1	0	1:1	10	0.166	1.426	0.237	-
782	23230	QPSK	10	24.0	22.58	-0.19	Right	1	25	0	1:1	10	0.127	1.387	0.176	-
782	23230	QPSK	10	25.0	23.46	-0.07	Bottom	0	1	0	1:1	10	0.153	1.426	0.218	-
782	23230	QPSK	10	24.0	22.58	0.01	Bottom	1	25	0	1:1	10	0.117	1.387	0.162	-
ANSI/ IEEE C95.1 - 2005 – Safety Limit Spatial Peak Uncontrolled Exposure/ General Population							Body 1.6 W/kg Averaged over 1 gram									

LTE Band 26 Hotspot SAR_ Main 1

Frequency		Mode	Band width	Tune-Up Limit	Meas. Power	Power Drift	Test Position	MPR	RB Size	RB offset	Duty Cycle	Distance	Meas. SAR	Scaling Factor	Scaled SAR	Plot No.
MHz	Ch.		(MHz)	(dBm)	(dBm)	(dB)		(dB)				(mm)	(W/kg)		(W/kg)	
831.5	26865	QPSK	15	25.0	23.77	0.00	Rear	0	1	0	1:1	10	0.329	1.327	**0.437**	53
831.5	26865	QPSK	15	24.0	22.97	-0.00	Rear	1	36	0	1:1	10	0.291	1.268	0.369	-
831.5	26865	QPSK	15	25.0	23.77	-0.11	Front	0	1	0	1:1	10	0.306	1.327	0.406	-
831.5	26865	QPSK	15	24.0	22.97	-0.01	Front	1	36	0	1:1	10	0.242	1.268	0.307	-
831.5	26865	QPSK	15	25.0	23.77	0.17	Left	0	1	0	1:1	10	0.133	1.327	0.177	-
831.5	26865	QPSK	15	24.0	22.97	0.05	Left	1	36	0	1:1	10	0.102	1.268	0.129	-
831.5	26865	QPSK	15	25.0	23.77	-0.07	Right	0	1	0	1:1	10	0.218	1.327	0.289	-
831.5	26865	QPSK	15	24.0	22.97	-0.13	Right	1	36	0	1:1	10	0.184	1.268	0.233	-
831.5	26865	QPSK	15	25.0	23.77	-0.07	Bottom	0	1	0	1:1	10	0.171	1.327	0.227	-
831.5	26865	QPSK	15	24.0	22.97	-0.03	Bottom	1	36	0	1:1	10	0.153	1.268	0.194	-
ANSI/ IEEE C95.1 - 2005 – Safety Limit Spatial Peak Uncontrolled Exposure/ General Population							Body 1.6 W/kg Averaged over 1 gram									

LTE TDD Band 41 Hotspot SAR_ Main 2

Frequency		Mode	Band width	Tune-Up Limit	Meas. Power	Power Drift	Test Position	MPR	RB Size	RB offset	Duty Cycle	Distance	Meas. SAR	Scaling Factor	Scaled SAR	Plot No.
MHz	Ch.		(MHz)	(dBm)	(dBm)	(dB)		(dB)				(mm)	(W/kg)		(W/kg)	
2 593	40620	QPSK	20	25.0	24.19	-0.05	Rear	0	1	0	1:1.58	10	0.171	1.205	0.206	-
2 593	40620	QPSK	20	24.0	23.39	0.17	Rear	1	50	0	1:1.58	10	0.135	1.151	0.155	-
2 593	40620	QPSK	20	25.0	24.19	0.12	Front	0	1	0	1:1.58	10	0.286	1.205	0.345	-
2 593	40620	QPSK	20	24.0	23.39	0.15	Front	1	50	0	1:1.58	10	0.229	1.151	0.264	-
2 593	40620	QPSK	20	25.0	24.19	-0.16	Left	0	1	0	1:1.58	10	0.186	1.205	0.224	-
2 593	40620	QPSK	20	24.0	23.39	-0.03	Left	1	50	0	1:1.58	10	0.148	1.151	0.170	-
2 593	40620	QPSK	20	25.0	24.19	-0.02	Bottom	0	1	0	1:1.58	10	0.473	1.205	**0.570**	54
2 593	40620	QPSK	20	24.0	23.39	-0.04	Bottom	1	50	0	1:1.58	10	0.391	1.151	0.450	-
ANSI/ IEEE C95.1 - 2005 – Safety Limit Spatial Peak Uncontrolled Exposure/ General Population							Body 1.6 W/kg Averaged over 1 gram									

LTE Band 66 Hotspot SAR (Lower Ant.)_ Main 1

Frequency		Mode	Band width	Tune-Up Limit	Meas. Power	Power Drift	Test Position	MPR	RB Size	RB offset	Duty Cycle	Distance	Meas. SAR	Scaling Factor	Scaled SAR	Plot No.
MHz	Ch.		(MHz)	(dBm)	(dBm)	(dB)		(dB)				(mm)	(W/kg)		(W/kg)	
1 745	132322	QPSK	20	21.0	19.82	-0.13	Rear	0	1	99	1:1	10	0.340	1.312	0.446	-
1 770	132572	QPSK	20	21.0	19.97	-0.01	Rear	0	50	0	1:1	10	0.361	1.268	**0.458**	55
1 745	132322	QPSK	20	21.0	19.82	-0.06	Front	0	1	99	1:1	10	0.258	1.312	0.339	-
1 770	132572	QPSK	20	21.0	19.97	-0.09	Front	0	50	0	1:1	10	0.274	1.268	0.347	-
1 745	132322	QPSK	20	21.0	19.82	0.04	Left	0	1	99	1:1	10	0.032	1.312	0.042	-
1 770	132572	QPSK	20	21.0	19.97	0.07	Left	0	50	0	1:1	10	0.027	1.268	0.034	-
1 745	132322	QPSK	20	21.0	19.82	0.01	Right	0	1	99	1:1	10	0.085	1.312	0.112	
1 770	132572	QPSK	20	21.0	19.97	0.02	Right	0	50	0	1:1	10	0.087	1.268	0.110	
1 745	132322	QPSK	20	21.0	19.82	-0.01	Bottom	0	1	99	1:1	10	0.514	1.312	0.674	-
1 770	132572	QPSK	20	21.0	19.97	-0.03	Bottom	0	50	0	1:1	10	0.542	1.268	**0.687**	-
ANSI/ IEEE C95.1 - 2005 – Safety Limit Spatial Peak Uncontrolled Exposure/ General Population							Body 1.6 W/kg Averaged over 1 gram									

LTE Band 66 Hotspot SAR (Upper Ant.)_Sub 2																	
Frequency		Mode	Band width	Tune-Up Limit	Meas. Power	Power Drift	Test Position	MPR	RB Size	RB offset	Duty Cycle	Distance	Meas. SAR	Scaling Factor	Scaled SAR	Plot No.
MHz	Ch.		(MHz)	(dBm)	(dBm)	(dB)		(dB)				(mm)	(W/kg)		(W/kg)	
1 745	132322	QPSK	20	19.5	18.89	-0.18	Rear	0	1	99	1:1	10	0.239	1.151	0.275	-
1 770	132572	QPSK	20	19.5	18.81	-0.16	Rear	0	50	49	1:1	10	0.251	1.172	0.294	-
1 745	132322	QPSK	20	19.5	18.89	0.10	Front	0	1	99	1:1	10	0.121	1.151	0.139	-
1 770	132572	QPSK	20	19.5	18.81	0.16	Front	0	50	49	1:1	10	0.122	1.172	0.143	-
1 745	132322	QPSK	20	19.5	18.89	0.10	Left	0	1	99	1:1	10	0.058	1.151	0.067	-
1 770	132572	QPSK	20	19.5	18.81	0.10	Left	0	50	49	1:1	10	0.059	1.172	0.069	-
1 745	132322	QPSK	20	19.5	18.89	0.01	Top	0	1	99	1:1	10	**0.356**	1.151	0.410	56
1 770	132572	QPSK	20	19.5	18.81	0.12	Top	0	50	49	1:1	10	0.351	1.172	**0.411**	57
ANSI/ IEEE C95.1 - 2005 – Safety Limit Spatial Peak Uncontrolled Exposure/ General Population							Body 1.6 W/kg Averaged over 1 gram									

NR Band n5 (Cell) Hotspot SAR_ Main 1																
Frequency		Mode	Band width	Tune-Up Limit	Meas. Power	Power Drift	Test Position	MPR	RB Size	RB offset	Duty Cycle	Distance	Meas. SAR	Scaling Factor	Scaled SAR	Plot No.
MHz	Ch.		(MHz)	(dBm)	(dBm)	(dB)		(dB)				(mm)	(W/kg)		(W/kg)	
836.5	167300	DFT-s OFDM QPSK	20	25.0	24.43	0.01	Rear	0	1	53	1:1	10	0.314	1.140	0.358	-
836.5	167300	DFT-s OFDM QPSK	20	25.0	24.39	-0.01	Rear	0	50	28	1:1	10	0.317	1.151	**0.365**	58
836.5	167300	DFT-s OFDM QPSK	20	25.0	24.43	-0.01	Front	0	1	53	1:1	10	0.242	1.140	0.276	-
836.5	167300	DFT-s OFDM QPSK	20	25.0	24.39	-0.01	Front	0	50	28	1:1	10	0.240	1.151	0.276	-
836.5	167300	DFT-s OFDM QPSK	20	25.0	24.43	0.02	Left	0	1	53	1:1	10	0.169	1.140	0.193	-
836.5	167300	DFT-s OFDM QPSK	20	25.0	24.39	0.03	Left	0	50	28	1:1	10	0.161	1.151	0.185	-
836.5	167300	DFT-s OFDM QPSK	20	25.0	24.43	0.01	Right	0	1	53	1:1	10	0.200	1.140	0.228	-
836.5	167300	DFT-s OFDM QPSK	20	25.0	24.39	-0.01	Right	0	50	28	1:1	10	0.195	1.151	0.224	-
836.5	167300	DFT-s OFDM QPSK	20	25.0	24.43	0.07	Bottom	0	1	53	1:1	10	0.120	1.140	0.137	-
836.5	167300	DFT-s OFDM QPSK	20	25.0	24.39	0.10	Bottom	0	50	28	1:1	10	0.120	1.151	0.138	-
836.5	167300	CP OFDM QPSK	20	23.5	22.60	0.04	Rear	1.5	1	1	1:1	10	0.128	1.230	0.157	-
ANSI/ IEEE C95.1 –2005– Safety Limit Spatial Peak Uncontrolled Exposure/ General Population							Body 1.6 W/kg Averaged over 1 gram									

NR Band n66 (AWS) Hotspot SAR (Upper Ant.)_ Sub 2																
Frequency		Mode	Band width	Tune-Up Limit	Meas. Power	Power Drift	Test Position	MPR	RB Size	RB offset	Duty Cycle	Distance	Meas. SAR	Scaling Factor	Scaled SAR	Plot No.
MHz	Ch.		(MHz)	(dBm)	(dBm)	(dB)		(dB)				(mm)	(W/kg)		(W/kg)	
1 745	349000	DFT-s OFDM QPSK	20	20.0	19.67	0.11	Rear	0	1	53	1:1	10	0.267	1.079	0.288	-
1 745	349000	DFT-s OFDM QPSK	20	20.0	19.58	-0.08	Rear	0	50	56	1:1	10	0.269	1.102	0.296	-
1 745	349000	DFT-s OFDM QPSK	20	20.0	19.67	0.16	Front	0	1	53	1:1	10	0.147	1.079	0.159	-
1 745	349000	DFT-s OFDM QPSK	20	20.0	19.58	0.01	Front	0	50	56	1:1	10	0.146	1.102	0.161	-
1 745	349000	DFT-s OFDM QPSK	20	20.0	19.67	0.15	Left	0	1	53	1:1	10	0.062	1.079	0.067	-
1 745	349000	DFT-s OFDM QPSK	20	20.0	19.58	0.16	Left	0	50	56	1:1	10	0.049	1.102	0.054	-
1 745	349000	DFT-s OFDM QPSK	20	20.0	19.67	-0.11	Top	0	1	53	1:1	10	**0.368**	1.079	0.397	59
1 745	349000	DFT-s OFDM QPSK	20	20.0	19.58	-0.18	Top	0	50	56	1:1	10	0.367	1.102	**0.404**	60
1 745	349000	CP OFDM QPSK	20	20.0	19.35	0.03	Top	0	1	1	1:1	10	0.303	1.161	0.352	-
ANSI/ IEEE C95.1 –2005– Safety Limit Spatial Peak Uncontrolled Exposure/ General Population							Body 1.6 W/kg Averaged over 1 gram									

DTS Hotspot SAR																
Frequency		Mode	Band width	Data Rate	Tune-Up Limit	Meas. Power	Power Drift	Test Position	Duty Cycle	Distance	Area Scan Peak SAR	Meas. SAR	Scaling Factor	Scaling Factor	Reported SAR	Plot No.
MHz	Ch.		(MHz)	(Mbps)	(dBm)	(dBm)	(dB)			(mm)	(W/kg)	(W/kg)		(Duty)	(W/kg)	
2 412	1	802.11b	20	1	19.5	18.60	-0.13	Rear	99.0	10	0.416	0.249	1.230	1.008	0.309	-
2 412	1	802.11b	20	1	19.5	18.60	0.05	Front	99.0	10	0.239	0.160	1.230	1.008	0.198	-
2 412	1	802.11b	20	1	19.5	18.60	-0.29	Left	99.0	10	0.602	0.371	1.230	1.008	**0.460**	61
2 412	1	802.11b	20	1	19.5	18.60	0.12	Top	99.0	10	0.0548	0.036	1.230	1.008	0.045	-
ANSI/ IEEE C95.1 - 2005– Safety Limit Spatial Peak Uncontrolled Exposure/ General Population											Body 1.6 W/kg Averaged over 1 gram					

5 GHz WLAN Hotspot SAR																
Frequency		Mode	Band width	Data Rate	Tune-Up Limit	Meas. Power	Power Drift	Test Position	Duty Cycle	Distance	Area Scan Peak SAR	Meas. SAR	Scaling Factor	Scaling Factor	Reported SAR	Plot No.
MHz	Ch.		(MHz)	(Mbps)	(dBm)	(dBm)	(dB)			(mm)	(W/kg)	(W/kg)		(Duty)	(W/kg)	
5 825	165	802.11a	20	6	16.0	15.32	0.00	Rear	90.0	10	0.633	0.246	1.169	1.117	0.321	-
5 825	165	802.11a	20	6	16.0	15.32	-0.18	Front	90.0	10	0.38	0.153	1.169	1.117	0.200	-
5 825	165	802.11a	20	6	16.0	15.32	-0.18	Left	90.0	10	1.32	0.549	1.169	1.117	**0.717**	62
5 825	165	802.11a	20	6	16.0	15.32	-0.13	Top	90.0	10	0.481	0.202	1.169	1.117	0.264	-
ANSI/ IEEE C95.1 - 2005– Safety Limit Spatial Peak Uncontrolled Exposure/ General Population											Body 1.6 W/kg Averaged over 1 gram					

DSS Tethering SAR													
Frequency		Mode	Tune-Up Limit	Meas. Power	Power Drift	Test Position	Distance	Meas. SAR	Scaling Factor	Scaling Factor	Scaled SAR	Plot No.
MHz	Ch.		(dBm)	(dBm)	(dB)		(mm)	(W/kg)		(Duty)	(W/kg)	
2 402	0	Bluetooth DH5	16	14.95	0.05	Rear	10	0.176	1.274	1.307	0.293	-
2 402	0	Bluetooth DH5	16	14.95	0.19	Front	10	0.107	1.274	1.307	0.178	-
2 402	0	Bluetooth DH5	16	14.95	-0.06	Left	10	0.206	1.274	1.307	**0.343**	63
2 402	0	Bluetooth DH5	16	14.95	0.15	Top	10	0.020	1.274	1.307	0.033	-
ANSI/ IEEE C95.1 - 2005– Safety Limit Spatial Peak Uncontrolled Exposure/ General Population						Body 1.6 W/kg Averaged over 1 gram						

13.4 Phablet SAR Measurement Considerations

Per FCC KDB 648474 D04v01r03, this device is considered a “Phablet” since the diagonal dimension is greater than 160 mm and less than 200 mm. Therefore, extremity SAR tests are required when wireless router mode does not apply or if wireless router 1g SAR >1.2 W/kg. When hotspot mode applies, 10g SAR required only for the surfaces and edges with hotspot mode scaled to the maximum output power (including tolerance) is 1g SAR > 1.2 W/kg.

13.5 Phablet SAR Measurement Results

GSM 1900 Phablet SAR 10g_ Main 1													
Frequency		Mode	Tune-Up Limit (dB)	Meas. Power (dB)	Power Drift (dB)	Test Position	Sensor	Duty Cycle	Distance (mm)	Meas. SAR (W/kg)	Scaling Factor	Scaled SAR (W/kg)	Plot No.
MHz	Ch.												
1 909.8	810	GRPS 4Tx	24.0	22.75	-0.17	Rear	ON	1:2.07	0	0.861	1.334	1.149	-
1 909.8	810	GRPS 4Tx	24.0	22.75	0.00	Front	ON	1:2.07	0	0.611	1.334	0.815	-
1 880.0	661	GRPS 4Tx	25.5	23.31	0.14	Left	N/A	1:2.07	0	0.098	1.656	0.162	-
1 880.0	661	GRPS 4Tx	25.5	23.31	0.16	Right	N/A	1:2.07	0	0.091	1.656	0.151	-
1 909.8	810	GRPS 4Tx	24.0	22.75	-0.18	Bottom	ON	1:2.07	0	1.33	1.334	**1.774**	64
1 880.0	661	GRPS 4Tx	25.5	23.31	-0.10	Rear	OFF	1:2.07	9	0.245	1.656	0.406	-
1 880.0	661	GRPS 4Tx	25.5	23.31	-0.18	Front	OFF	1:2.07	5	0.366	1.656	0.606	-
1 880.0	661	GRPS 4Tx	25.5	23.31	0.12	Bottom	OFF	1:2.07	13	0.282	1.656	0.467	-
ANSI/ IEEE C95.1 - 2005 – Safety Limit Spatial Peak Uncontrolled Exposure/ General Population							Hand 4.0 W/kg Averaged over 10 gram						

UMTS Band 4 Phablet SAR 10g_ Main 1													
Frequency		Mode	Tune-Up Limit (dB)	Meas. Power (dB)	Power Drift (dB)	Test Position	Sensor	Duty Cycle	Distance (mm)	Meas. SAR (W/kg)	Scaling Factor	Scaled SAR (W/kg)	Plot No.
MHz	Ch.												
1 732.4	1412	RMC	21.0	20.09	0.11	Rear	ON	1:1	0	1.14	1.233	1.406	-
1 732.4	1412	RMC	21.0	20.09	0.00	Front	ON	1:1	0	1.01	1.233	1.245	-
1 712.4	1312	RMC	24.0	23.89	-0.07	Left	N/A	1:1	0	0.105	1.026	0.108	-
1 712.4	1312	RMC	24.0	23.89	0.10	Right	N/A	1:1	0	0.225	1.026	0.231	-
1 732.4	1412	RMC	21.0	20.09	-0.12	Bottom	ON	1:1	0	1.560	1.233	**1.923**	65
1 712.4	1312	RMC	24.0	23.89	-0.08	Rear	OFF	1:1	9	0.646	1.026	0.663	-
1 712.4	1312	RMC	24.0	23.89	-0.10	Front	OFF	1:1	5	0.967	1.026	0.992	-
1 712.4	1312	RMC	24.0	23.89	-0.15	Bottom	OFF	1:1	13	0.152	1.026	0.156	-
ANSI/ IEEE C95.1 - 2005 – Safety Limit Spatial Peak Uncontrolled Exposure/ General Population							Hand 4.0 W/kg Averaged over 10 gram						

UMTS Band 2 Phablet SAR 10g_ Main 1													
Frequency		Mode	Tune-Up Limit (dB)	Meas. Power (dB)	Power Drift (dB)	Test Position	Sensor	Duty Cycle	Distance (mm)	Meas. SAR (W/kg)	Scaling Factor	Scaled SAR (W/kg)	Plot No.
MHz	Ch.												
1 880.0	9400	RMC	21.0	19.96	0.18	Rear	ON	1:1	0	1.01	1.271	1.284	-
1 880.0	9400	RMC	21.0	19.96	0.00	Front	ON	1:1	0	0.731	1.271	0.929	-
1 880.0	9400	RMC	24.0	23.00	-0.10	Left	N/A	1:1	0	0.173	1.259	0.218	-
1 880.0	9400	RMC	24.0	23.00	-0.18	Right	N/A	1:1	0	0.128	1.259	0.161	-
1 852.4	9262	RMC	21.0	19.47	-0.17	Bottom	ON	1:1	0	1.83	1.422	**2.602**	66
1 880.0	9400	RMC	21.0	19.96	-0.16	Bottom	ON	1:1	0	**1.89**	1.271	2.402	67
1 907.6	9538	RMC	21.0	19.95	-0.19	Bottom	ON	1:1	0	1.68	1.274	2.140	-
1 880.0	9400	RMC	24.0	23.00	0.08	Rear	OFF	1:1	9	0.494	1.259	0.622	-
1 880.0	9400	RMC	24.0	23.00	0.05	Front	OFF	1:1	5	0.753	1.259	0.948	-
1 880.0	9400	RMC	24.0	23.00	-0.18	Bottom	OFF	1:1	13	0.157	1.259	0.198	-
ANSI/ IEEE C95.1 - 2005 – Safety Limit Spatial Peak Uncontrolled Exposure/ General Population							Hand 4.0 W/kg Averaged over 10 gram						

LTE Band 2 Phablet SAR 10g (Lower Ant.)_Main 1																	
Frequency		Mode	Band Width	Tune-Up Limit (dB)	Meas. Power (dB)	Power Drift (dB)	Test Position	Sensor	MPR (dB)	RB Size	RB Offset	Duty Cycle	Distance (mm)	Meas. SAR (W/kg)	Scaling Factor	Scaled SAR (W/kg)	Plot No.
MHz	Ch.																
1 900	19100	QPSK	20	21.0	20.21	0.09	Rear	ON	0	1	0	1:1	0	0.992	1.199	1.190	-
1 880	18900	QPSK	20	21.0	20.60	0.19	Rear	ON	0	50	49	1:1	0	1.060	1.096	1.162	-
1 900	19100	QPSK	20	21.0	20.21	0.00	Front	ON	0	1	0	1:1	0	0.725	1.199	0.870	-
1 880	18900	QPSK	20	21.0	20.60	0.05	Front	ON	0	50	49	1:1	0	0.706	1.096	0.774	-
1 900	19100	QPSK	20	24.5	23.19	-0.10	Left	N/A	0	1	0	1:1	0	0.128	1.352	0.173	-
1 900	18900	QPSK	20	23.5	22.58	0.18	Left	N/A	1	50	49	1:1	0	0.168	1.236	0.208	-
1 900	19100	QPSK	20	24.5	23.19	-0.11	Right	N/A	0	1	0	1:1	0	0.104	1.352	0.141	-
1 900	18900	QPSK	20	23.5	22.58	0.13	Right	N/A	1	50	49	1:1	0	0.146	1.236	0.180	-
1 900	19100	QPSK	20	21.0	20.21	-0.08	Bottom	ON	0	1	0	1:1	0	1.530	1.199	**1.835**	68
1 880	18900	QPSK	20	21.0	20.60	-0.15	Bottom	ON	0	50	49	1:1	0	**1.570**	1.096	1.721	69
1 900	19100	QPSK	20	24.5	23.19	-0.14	Rear	OFF	0	1	0	1:1	9	0.310	1.352	0.419	-
1 880	18900	QPSK	20	23.5	22.58	0.16	Rear	OFF	1	50	25	1:1	9	0.396	1.236	0.489	-
1 880	18900	QPSK	20	24.5	23.19	0.19	Front	OFF	0	1	0	1:1	5	0.435	1.352	0.588	-
1 880	18900	QPSK	20	23.5	22.58	0.04	Front	OFF	1	50	25	1:1	5	0.521	1.236	0.644	-
1 880	18900	QPSK	20	24.5	23.19	-0.18	Bottom	OFF	0	1	0	1:1	13	0.281	1.352	0.380	-
1 880	18900	QPSK	20	23.5	22.58	-0.06	Bottom	OFF	1	50	25	1:1	13	0.257	1.236	0.318	-
ANSI/ IEEE C95.1 - 2005 – Safety Limit Spatial Peak Uncontrolled Exposure/ General Population								Hand 4.0 W/kg Averaged over 10 gram									

5 GHz WLAN Phablet SAR _10g																	
Frequency		Mode	Band width (MHz)	Data Rate (Mbps)	Tune-Up Limit (dBm)	Meas. Power (dBm)	Power Drift (dB)	Test Position	Ant. Config.	Duty Cycle	Distance (mm)	Area Scan Peak SAR (W/kg)	Meas. SAR (W/kg)	Scaling Factor	Scaling Factor (Duty)	Scaled SAR (W/kg)	Plot No.
MHz	Ch.																
5 280	56	802.11a	20	6	17.0	16.89	0.00	Rear	Ant1	90.0	0	11.4	0.574	1.026	1.117	0.658	-
5 280	56	802.11a	20	6	17.0	16.89	0.00	Front	Ant1	90.0	0	6.1	0.514	1.026	1.117	0.589	-
5 280	56	802.11a	20	6	17.0	16.89	0.12	Left	Ant1	90.0	0	7.1	0.719	1.026	1.117	0.824	-
5 280	56	802.11a	20	6	17.0	16.89	0.01	Top	Ant1	90.0	0	6.56	0.536	1.026	1.117	0.614	-
5 620	124	802.11a	20	6	15.0	14.95	0.00	Rear	Ant1	90.0	0	14.7	0.996	1.012	1.117	1.126	-
5 620	124	802.11a	20	6	15.0	14.95	0.00	Front	Ant1	90.0	0	1.64	0.237	1.012	1.117	0.268	-
5 620	124	802.11a	20	6	15.0	14.95	0.16	Left	Ant1	90.0	0	16.1	1.42	1.012	1.117	**1.605**	70
5 620	124	802.11a	20	6	15.0	14.95	0.00	Top	Ant1	90.0	0	3.78	0.408	1.012	1.117	0.461	-
ANSI/ IEEE C95.1 - 2005 – Safety Limit Spatial Peak Uncontrolled Exposure/ General Population											Hand 4.0 W/kg Averaged over 10 gram						

13.6 SAR Test Notes

General Notes:

1. The test data reported are the worst-case SAR values according to test procedures specified in IEEE 1528-2013, FCC KDB Procedure.
2. Batteries are fully charged at the beginning of the SAR measurements. A standard battery was used for all SAR measurements.
3. Liquid tissue depth was at least 15.0 cm for all frequencies.
4. The manufacturer has confirmed that the device(s) tested have the same physical, mechanical and thermal characteristics and are within operational tolerances expected for production units.
5. SAR results were scaled to the maximum allowed power to demonstrate compliance per FCC KDB 447498 D01v06.
6. Device was tested using a fixed spacing for body-worn accessory testing. A separation distance of 15 mm was considered because the manufacturer has determined that there will be body-worn accessories available in the marketplace for users to support this separation distance.
7. Per FCC KDB 648474 D04v01r03, SAR was evaluated without a headset connected to the device. Since the standalone reported SAR was 1.2 W/kg, no additional SAR evaluation using a headset cable were required.
8. Per KDB 648474 D04v01r03, this device is considered a “Phablet” since the diagonal dimension is > 160 mm and < 200 mm. When hotspot mode applies, extremity SAR is required only for the surfaces and edges with hotspot mode scaled to the maximum output power (with tolerance) is 1 g SAR > 1.2 W/kg.
9. Per FCC KDB 865664 D01v01r04, variability SAR measurement were performed not when the measured SAR results for a frequency Band were greater than or equal to 0.8 W/kg for 1g SAR and >2 for 10g SAR Please see Section 15 for variability analysis.
10. This device utilizes power reduction for some wireless mode and technologies, as outlined in sec. 4 The maximum output power allowed for each transmitter and exposure condition was evaluated for SAR compliance based on expected use conditions and simultaneous scenarios.
11. During SAR testing for the Hotspot conditions per KDB 941225 D06v02r01, the actual portable hotspotoperation (with actual simultaneous transmission of a transmitter with WiFi) was not activated.

GSM/GPRS Test Notes:

1. This EUT’S GSM and GPRS device class is B.
2. This device supports GPRS VOIP in the head and the body-worn configurations therefore GPRS was additionally evaluated for head and body-worn compliance.
3. Justification for reduced test configurations per KDB 941225 D01v03r01: The source-based time-averaged output power was evaluated for all multi-slot operations. The multi-slot configuration with the highest frame averaged output power including tolerance was evaluated for SAR.
4. Per FCC KDB 447498 D01v06, if the reported (scaled) SAR measured at the middle channel or highest output power channel for each test configuration is 0.8 W/kg then testing at the other channels is not required for such test configuration(s). When the maximum output power variation across the required test channels is 1/2 dB, instead of the middle channel, the highest output power channel must be used.

UMTS Notes:

1. The 12.2 kbps RMC mode is the primary mode per KDB 941225 D01v03r01.
2. UMTS SAR was tested under RMC 12.2 kbps with HSPA inactive per KDB publication 941225 D01v03r01. AMR and HSPA SAR was not required per the 3G Test Reduction Procedure in KDB Publication 941225 D01v03r01.
3. Per FCC KDB 447498 D01v06, if the reported (scaled) SAR measured at the middle channel or highest output power channel for each test configuration is 0.8 W/kg then testing at the other channels is not required for such test configuration(s). When the maximum output power variation across the channel

highest output power channel was used.

LTE Notes:

1. LTE Considerations: LTE test configurations are determined according to SAR Evaluation Consideration for LTE Devices in FCC KDB 941225 D05v02r05.
2. According to FCC KDB 941225 D05v02r05:
   When the reported SAR is 0.8 W/kg, testing of the 100% RB allocation and required test channels is not required. Otherwise, SAR is required for the remaining required test channels using the 1RB, 50%RB and 100%RB allocation with highest output power for that channel.
   Only one channel, and as reported SAR values for 1RB allocation and 50%RB allocation were less than 1.45W/Kg only the highest power RB offset for each allocation was required.
3. MPR is permanently implemented for this device by the manufacturer. The specific manufacturer target MPR is indicated alongside the SAR results. MPR is enabled for this device, according to target MPR is indicated alongside the SAR results.
4. When Power reduction is applied, MPR is 0 for some modes.
5. A-MPR was disabled for all SAR tests by setting NS=01 on the base station simulator.
6. Per FCC KDB Publication 447498 D01v06, if the reported (scaled) LTE TDD Band 41 SAR measured at the highest output power channel for each test configuration is 0.6 W/kg then testing at the other channels is not required for such test configurations.
7. TDD LTE (Power Class 3) was tested using UL-DL configuration 0 with 6 UL sub frames and 2S subframes using extended cyclic prefix only and special sub frame configuration 6. SAR tests were performed at maximum output power and worst-case transmission duty factor in extended cyclic prefix. Per 3GPP 36.211 Sec. 4, the duty factor using extended cyclic prefix is 0.633(cf=1.58).
8. Per KDB 941225 D05Av01r02, SAR for LTE Carrier Aggregation operations was not needed because the maximum average output power in LTE CA mode was not > 0.25 dB higher than the maximum output power when downlink CA was not activated.
9. SAR test reduction is applied using the following criteria:
   Start with the largest channel Bandwidth and measure SAR for QPSK with 1 RB, and 50% RB allocation, using the RB offset and required test channel combination with the highest maximum output power among RB offsets at the upper edge, middle and lower edge of each required test channel. When the reported SAR is >0.8 W/kg, testing for other Channels is performed at the highest output power level for 1RB, and 50% RB configuration for that channel. Testing for 100% RB configuration is performed at the highest output power level for 100% RB configuration across the Low, Mid and High Channel when the highest reported SAR for 1 RB and 50% RB are >0.8 W/kg, testing for the remaining required channels is not needed because the reported SAR for 100% RB Allocation <1.45 W/kg. Testing for 16-QAM modulation is not required because the reported SAR for QPSK is <1.45 W/kg and its output power is not more than 0.5 dB higher than that a QPSK. Testing for the other channel Bandwidths is not required because the reported SAR for the highest channel Bandwidth is <1.45 W/kg and its output power is not more than 0.5 dB higher than that of the highest channel Bandwidth.

NR Notes:

1. Due to Limitations of the SAR measurement equipment, SAR testing for NR was performed using test mode (FTM) software.
2. More detailed specifications of the NR bands are contained in the Technical description document.
3. This device additionally supports some EN-DC conditions where additional LTE carriers are added on the downlink only.
4. For NR modulations and RB Sizes/Offsets were selected for testing such that configurations with the highest output power were evaluated for SAR tests.
5. For final implementation, TDD NR slot configuration is synchronized using maximum duty cycle of 100%.

WLAN Notes:

1. For held-to-ear and hotspot operations, the initial test position procedures were applied. For initial test position, the highest extrapolated peak SAR will be used. When reported SAR for the initial test position is ≤ 0.4 W/kg for 1g SAR and ≤ 1.0 W/kg for 10g SAR, no additional testing for the remaining test positions was required. Otherwise, SAR is evaluated at the subsequent highest peak SAR positions until the reported SAR results is ≤ 0.8 W/kg for 1g SAR and ≤ 2.0 W/kg for 10g SAR or all test position are measured.

2. Per KDB 2482227 D01v02r02 justification for test configurations of 2.4 ㎓WiFi Single transmission chain operations, the highest measured maximum output power channel for DSSS was selected for SAR measurement. SAR for OFDM modes (2.4 ㎓ 802.11 g/n) was not required due to the maximum allowed powers and the highest reported DSSS SAR
.

3. Per KDB 2482227 D01v02r02 justification for test configurations of 5 ㎓WiFi Single transmission chain operations, the initial test configuration was selected according to the transmission mode with the highest maximum allowed powers. Other transmission mode was not investigated since the highest reported SAR for initial test configuration adjusted by the ration of maximum output powers is less than 1.2 W/kg for 1g SAR and less than 3.0 W/kg for 10 g SAR.

4. When the maximum reported 1g averaged SAR is ≤ 0.8 W/kg, SAR testing on additional channels was not required. Otherwise, SAR for the next highest output power channel was required until the reported SAR result was ≤ 1.20 W/kg or all test channels were measured.

5. The device was configured to transmit continuously at the required data rated, channel Bandwidth and signal modulation, using the highest transmission duty factor supported by the test mode tools. The reported SAR was scaled to the 100% transmission duty factor to determine compliance. Procedures used to measure the duty factor are identical to that in the associated WLAN test reports.

Bluetooth Notes:

1. Bluetooth SAR was measured with the device connected to a call box with hopping disabled with DH5 operation and Tx Tests mode type. Per October 2016 TCBC Workshop Notes, the reported SAR was scaled to 100% transmission duty factor to determine compliance. Please see sec.11 for the time-domain plot and calculation for duty factor of the device.
2. Head and Bluetooth tethering SAR were evaluated for BT BR tethering applications.

14. Simultaneous SAR Analysis

This device is containing transmitters that may operate simultaneously. Therefore, simultaneous transmission analysis is required. Per KDB Publication 447498 D01v06 4.3.2, simultaneous transmission SAR test exclusion may be applied when the sum of 1g SAR and 10g SAR for all the simultaneous transmitting antennas in a specific a physical test configuration is ≤1.6W/kg for 1g SAR and ≤4 W/kg for 10g SAR. The different test positions in an exposure condition may be considered collectively to determine SAR exclusion according to the sum of 1g or 10g SAR.

14.1 Head SAR Simultaneous Transmission Analysis.

Simultaneous Transmission Summation Scenario (Head SAR)									
Band	WWAN SAR	2.4 GHz WLAN SAR	5 GHz WLAN SAR	Bluetooth SAR	∑ 1-g SAR	∑ 1-g SAR	∑ 1-g SAR	∑ 1-g SAR	SPLSR
	(W/kg)	(W/kg)	(W/kg)	(W/kg)	(W/kg)	(W/kg)	(W/kg)	(W/kg)	(Yes/ No)
	1	2	3	4	1+2	1+3	1+4	1+3+4	
GSM850	0.185	0.706	0.386	0.145	0.891	0.571	0.330	0.716	No
GPRS 850	0.235	0.706	0.386	0.145	0.941	0.621	0.380	0.766	No
GSM1900	0.331	0.706	0.386	0.145	1.037	0.717	0.476	0.862	No
GPRS1900	0.093	0.706	0.386	0.145	0.799	0.479	0.238	0.624	No
UMTS2	0.122	0.706	0.386	0.145	0.828	0.508	0.267	0.653	No
UMTS4	0.068	0.706	0.386	0.145	0.774	0.454	0.213	0.599	No
UMTS5	0.230	0.706	0.386	0.145	0.936	0.616	0.375	0.761	No
LTE B2	0.126	0.706	0.386	0.145	0.832	0.512	0.271	0.657	No
LTE B5	0.244	0.706	0.386	0.145	0.950	0.630	0.389	0.775	No
LTE B12/17	0.172	0.706	0.386	0.145	0.878	0.558	0.317	0.703	No
LTE B13	0.211	0.706	0.386	0.145	0.917	0.597	0.356	0.742	No
LTE B26	0.258	0.706	0.386	0.145	0.964	0.644	0.403	0.789	No
LTE B66	0.090	0.706	0.386	0.145	0.796	0.476	0.235	0.621	No
LTE B41	0.233	0.706	0.386	0.145	0.939	0.619	0.378	0.764	No

Simultaneous Transmission Summation Scenario (Head SAR)													
Band			NR SAR	LTE SAR	2.4 GHz WLAN SAR	5 GHz WLAN SAR	Bluetooth SAR	∑ 1-g SAR (EN-DC)	∑ 1-g SAR	∑ 1-g SAR	∑ 1-g SAR	∑ 1-g SAR	SPLSR
			(W/kg)	(W/kg)	(W/kg)	(W/kg)	(W/kg)	(W/kg)	(W/kg)	(W/kg)	(W/kg)	(W/kg)	(Yes/ No)
			1	2	3	4	5	1+2	1+2+3	1+2+4	1+2+5	1+2+4+5	
NR n5	LTE Band 2 Upper	Left Touch	0.146	0.370	0.247	0.150	0.145	0.516	0.763	0.666	0.661	0.811	No
		Left Tilt	0.081	0.465	0.057	0.166	0.030	0.546	0.603	0.712	0.576	0.742	No
		Right Touch	0.173	0.512	0.706	0.386	0.104	0.685	1.391	1.071	0.789	1.175	No
		Right Tilt	0.075	0.562	0.132	0.329	0.021	0.637	0.769	0.966	0.658	0.987	No
	LTE Band 66 Upper	Left Touch	0.146	0.497	0.247	0.150	0.145	0.643	0.890	0.793	0.788	0.938	No
		Left Tilt	0.081	0.603	0.057	0.166	0.030	0.684	0.741	0.850	0.714	0.880	No
		Right Touch	0.173	0.678	0.706	0.386	0.104	0.851	1.557	1.237	0.955	1.341	No
		Right Tilt	0.075	0.732	0.132	0.329	0.021	0.807	0.939	1.136	0.828	1.157	No
NR n66	LTE Band 5	Left Touch	0.388	0.189	0.247	0.150	0.145	0.577	0.824	0.727	0.722	0.872	No
		Left Tilt	0.539	0.111	0.057	0.166	0.030	0.650	0.707	0.816	0.680	0.846	No
		Right Touch	0.465	0.244	0.706	0.386	0.104	0.709	1.415	1.095	0.813	1.199	No
		Right Tilt	0.652	0.119	0.132	0.329	0.021	0.771	0.903	1.100	0.792	1.121	No
	LTE Band 12	Left Touch	0.388	0.143	0.247	0.150	0.145	0.531	0.778	0.681	0.676	0.826	No
		Left Tilt	0.539	0.085	0.057	0.166	0.030	0.624	0.681	0.790	0.654	0.820	No
		Right Touch	0.465	0.172	0.706	0.386	0.104	0.637	1.343	1.023	0.741	1.127	No
		Right Tilt	0.652	0.082	0.132	0.329	0.021	0.734	0.866	1.063	0.755	1.084	No
	LTE Band 13	Left Touch	0.388	0.190	0.247	0.150	0.145	0.578	0.825	0.728	0.723	0.873	No
		Left Tilt	0.539	0.101	0.057	0.166	0.030	0.640	0.697	0.806	0.670	0.836	No
		Right Touch	0.465	0.211	0.706	0.386	0.104	0.676	1.382	1.062	0.780	1.166	No
		Right Tilt	0.652	0.101	0.132	0.329	0.021	0.753	0.885	1.082	0.774	1.103	No
	LTE Band 2	Left Touch	0.388	0.059	0.247	0.150	0.145	0.447	0.694	0.597	0.592	0.742	No
		Left Tilt	0.539	0.066	0.057	0.166	0.030	0.605	0.662	0.771	0.635	0.801	No
		Right Touch	0.465	0.126	0.706	0.386	0.104	0.591	1.297	0.977	0.695	1.081	No
		Right Tilt	0.652	0.058	0.132	0.329	0.021	0.710	0.842	1.039	0.731	1.060	No

14.2 Body-Worn SAR Simultaneous Transmission Analysis.

Simultaneous Transmission Summation Scenario (Body-Worn SAR) – Distance: 15 mm									
Band	WWAN SAR	2.4 GHz WLAN SAR	5 GHz WLAN SAR	Bluetooth SAR	∑ 1-g SAR	∑ 1-g SAR	∑ 1-g SAR	∑ 1-g SAR	SPLSR
	(W/kg)	(W/kg)	(W/kg)	(W/kg)	(W/kg)	(W/kg)	(W/kg)	(W/kg)	(Yes/ No)
	1	2	3	4	1+2	1+3	1+4	1+3+4	
GSM850	0.290	0.143	0.287	0.127	0.433	0.577	0.417	0.704	No
GPRS 850	0.312	0.143	0.287	0.127	0.455	0.599	0.439	0.726	No
GSM1900	0.431	0.143	0.287	0.127	0.574	0.718	0.558	0.845	No
GPRS 1900	0.359	0.143	0.287	0.127	0.502	0.646	0.486	0.773	No
UMTS2	0.448	0.143	0.287	0.127	0.591	0.735	0.575	0.862	No
UMTS4	0.466	0.143	0.287	0.127	0.609	0.753	0.593	0.880	No
UMTS5	0.300	0.143	0.287	0.127	0.443	0.587	0.427	0.714	No
LTE B2	0.358	0.143	0.287	0.127	0.501	0.645	0.485	0.772	No
LTE B5	0.311	0.143	0.287	0.127	0.454	0.598	0.438	0.725	No
LTE B12/17	0.256	0.143	0.287	0.127	0.399	0.543	0.383	0.670	No
LTE B13	0.338	0.143	0.287	0.127	0.481	0.625	0.465	0.752	No
LTE B26	0.341	0.143	0.287	0.127	0.484	0.628	0.468	0.755	No
LTE B66	0.397	0.143	0.287	0.127	0.540	0.684	0.524	0.811	No
LTE B41	0.212	0.143	0.287	0.127	0.355	0.499	0.339	0.626	No

Simultaneous Transmission Summation Scenario (Body-Worn SAR) – Distance: 15 mm													
Band			NR SAR	LTE SAR	2.4 GHz WLAN SAR	5 GHz WLAN SAR	BT SAR	∑ 1-g SAR (EN-DC)	∑ 1-g SAR	∑ 1-g SAR	∑ 1-g SAR	∑ 1-g SAR	SPLSR
			(W/kg)	(W/kg)	(W/kg)	(W/kg)	(W/kg)	(W/kg)	(W/kg)	(W/kg)	(W/kg)	(W/kg)	(Yes/ No)
			1	2	3	4	5	1+2	1+2+3	1+2+4	1+2+5	1+2+4+5	
NR n5	LTE Band 2 Upper	Rear	0.237	0.275	0.143	0.287	0.127	0.512	0.655	0.799	0.639	0.926	No
		Front	0.236	0.146	0.091	0.141	0.076	0.382	0.473	0.523	0.458	0.599	No
	LTE Band 66 Upper	Rear	0.237	0.227	0.143	0.287	0.127	0.464	0.607	0.751	0.591	0.878	No
		Front	0.236	0.145	0.091	0.141	0.076	0.381	0.472	0.522	0.457	0.598	No
NR n66	LTE Band 5	Rear	0.295	0.311	0.143	0.287	0.127	0.606	0.749	0.893	0.733	1.020	No
		Front	0.171	0.296	0.091	0.141	0.076	0.467	0.558	0.608	0.543	0.684	No
	LTE Band 12	Rear	0.295	0.256	0.143	0.287	0.127	0.551	0.694	0.838	0.678	0.965	No
		Front	0.171	0.237	0.091	0.141	0.076	0.408	0.499	0.549	0.484	0.625	No
	LTE Band 13	Rear	0.295	0.338	0.143	0.287	0.127	0.633	0.776	0.920	0.760	1.047	No
		Front	0.171	0.274	0.091	0.141	0.076	0.445	0.536	0.586	0.521	0.662	No
	LTE Band 2	Rear	0.295	0.358	0.143	0.287	0.127	0.653	0.796	0.940	0.780	1.067	No
		Front	0.171	0.308	0.091	0.141	0.076	0.479	0.570	0.620	0.555	0.696	No

14.3 Hotspot SAR Simultaneous Transmission Analysis.

Simultaneous Transmission Summation Scenario (Hotspot SAR) – Distance: 10 mm										
Band		WWAN SAR	2.4 GHz WLAN SAR	5 GHz WLAN SAR	Bluetooth SAR	∑ 1-g SAR	∑ 1-g SAR	∑ 1-g SAR	∑ 1-g SAR	SPLSR
		(W/kg)	(W/kg)	(W/kg)	(W/kg)	(W/kg)	(W/kg)	(W/kg)	(W/kg)	(Yes/ No)
		1	2	3	4	1+2	1+3	1+4	1+3+4	
GSM850	Rear	0.436	0.309	0.321	0.291	0.745	0.757	0.727	1.048	No
	Front	0.466	0.198	0.200	0.177	0.664	0.666	0.643	0.843	No
	Left	0.158	0.460	0.717	0.343	0.618	0.875	0.501	1.218	No
	Right	0.348				0.348	0.348	0.348	0.348	No
	Top		0.045	0.264	0.033	0.045	0.264	0.033	0.297	No
	Bottom	0.289				0.289	0.289	0.289	0.289	No
GSM1900	Rear	0.488	0.309	0.321	0.291	0.797	0.809	0.779	1.100	No
	Front	0.374	0.198	0.200	0.177	0.572	0.574	0.551	0.751	No
	Left	0.067	0.460	0.717	0.343	0.527	0.784	0.410	1.127	No
	Right	0.049				0.049	0.049	0.049	0.049	No
	Top		0.045	0.264	0.033	0.045	0.264	0.033	0.297	No
	Bottom	1.007				1.007	1.007	1.007	1.007	No
UMTS B2	Rear	0.435	0.309	0.321	0.291	0.744	0.756	0.726	1.047	No
	Front	0.465	0.198	0.200	0.177	0.663	0.665	0.642	0.842	No
	Left	0.062	0.460	0.717	0.343	0.522	0.779	0.405	1.122	No
	Right	0.055				0.055	0.055	0.055	0.055	No
	Top		0.045	0.264	0.033	0.045	0.264	0.033	0.297	No
	Bottom	0.668				0.668	0.668	0.668	0.668	No
UMTS B4	Rear	0.546	0.309	0.321	0.291	0.855	0.867	0.837	1.158	No
	Front	0.395	0.198	0.200	0.177	0.593	0.595	0.572	0.772	No
	Left	0.036	0.460	0.717	0.343	0.496	0.753	0.379	1.096	No
	Right	0.074				0.074	0.074	0.074	0.074	No
	Top		0.045	0.264	0.033	0.045	0.264	0.033	0.297	No
	Bottom	0.673				0.673	0.673	0.673	0.673	No
UMTS B5	Rear	0.504	0.309	0.321	0.291	0.813	0.825	0.795	1.116	No
	Front	0.428	0.198	0.200	0.177	0.626	0.628	0.605	0.805	No
	Left	0.210	0.460	0.717	0.343	0.670	0.927	0.553	1.270	No
	Right	0.353				0.353	0.353	0.353	0.353	No
	Top		0.045	0.264	0.033	0.045	0.264	0.033	0.297	No
	Bottom	0.180				0.180	0.180	0.180	0.180	No
LTE B2	Rear	0.452	0.309	0.321	0.291	0.761	0.773	0.743	1.064	No
	Front	0.298	0.198	0.200	0.177	0.496	0.498	0.475	0.675	No
	Left	0.029	0.460	0.717	0.343	0.489	0.746	0.372	1.089	No
	Right	0.076				0.076	0.076	0.076	0.076	No
	Top		0.045	0.264	0.033	0.045	0.264	0.033	0.297	No
	Bottom	0.795				0.795	0.795	0.795	0.795	No
LTE B5	Rear	0.502	0.309	0.321	0.291	0.811	0.823	0.793	1.114	No
	Front	0.381	0.198	0.200	0.177	0.579	0.581	0.558	0.758	No
	Left	0.226	0.460	0.717	0.343	0.686	0.943	0.569	1.286	No
	Right	0.349				0.349	0.349	0.349	0.349	No
	Top		0.045	0.264	0.033	0.045	0.264	0.033	0.297	No
	Bottom	0.177				0.177	0.177	0.177	0.177	No

Simultaneous Transmission Summation Scenario (Hotspot SAR) – Distance: 10 mm										
Band		WWAN SAR	2.4 GHz WLAN SAR	5 GHz WLAN SAR	Bluetooth SAR	∑ 1-g SAR	∑ 1-g SAR	∑ 1-g SAR	∑ 1-g SAR	SPLSR
		(W/kg)	(W/kg)	(W/kg)	(W/kg)	(W/kg)	(W/kg)	(W/kg)	(W/kg)	(Yes/No)
		1	2	3	4	1+2	1+3	1+4	1+3+4	
LTE B12/17	Rear	0.272	0.309	0.321	0.291	0.581	0.593	0.563	0.884	No
	Front	0.239	0.198	0.200	0.177	0.437	0.439	0.416	0.616	No
	Left	0.147	0.460	0.717	0.343	0.607	0.864	0.490	1.207	No
	Right	0.175				0.175	0.175	0.175	0.175	No
	Top		0.045	0.264	0.033	0.045	0.264	0.033	0.297	No
	Bottom	0.112				0.112	0.112	0.112	0.112	No
LTE B13	Rear	0.361	0.309	0.321	0.291	0.670	0.682	0.652	0.973	No
	Front	0.334	0.198	0.200	0.177	0.532	0.534	0.511	0.711	No
	Left	0.188	0.460	0.717	0.343	0.648	0.905	0.531	1.248	No
	Right	0.237				0.237	0.237	0.237	0.237	No
	Top		0.045	0.264	0.033	0.045	0.264	0.033	0.297	No
	Bottom	0.218				0.218	0.218	0.218	0.218	No
LTE B26	Rear	0.437	0.309	0.321	0.291	0.746	0.758	0.728	1.049	No
	Front	0.406	0.198	0.200	0.177	0.604	0.606	0.583	0.783	No
	Left	0.177	0.460	0.717	0.343	0.637	0.894	0.520	1.237	No
	Right	0.289				0.289	0.289	0.289	0.289	No
	Top		0.045	0.264	0.033	0.045	0.264	0.033	0.297	No
	Bottom	0.227				0.227	0.227	0.227	0.227	No
LTE B66	Rear	0.458	0.309	0.321	0.291	0.767	0.779	0.749	1.070	No
	Front	0.347	0.198	0.200	0.177	0.545	0.547	0.524	0.724	No
	Left	0.042	0.460	0.717	0.343	0.502	0.759	0.385	1.102	No
	Right	0.112				0.112	0.112	0.112	0.112	No
	Top		0.045	0.264	0.033	0.045	0.264	0.033	0.297	No
	Bottom	0.687				0.687	0.687	0.687	0.687	No
LTE B41	Rear	0.206	0.309	0.321	0.291	0.515	0.527	0.497	0.818	No
	Front	0.345	0.198	0.200	0.177	0.543	0.545	0.522	0.722	No
	Left	0.224	0.460	0.717	0.343	0.684	0.941	0.567	1.284	No
	Right					0.000	0.000	0.000	0.000	No
	Top		0.045	0.264	0.033	0.045	0.264	0.033	0.297	No
	Bottom	0.570				0.570	0.570	0.570	0.570	No

Simultaneous Transmission Summation Scenario (Hotspot SAR) – Distance: 10 mm												
Band		NR SAR	LTE SAR	2.4 GHz WLAN SAR	5 GHz WLAN SAR	Bluetooth SAR	∑ 1-g SAR (EN-DC)	∑ 1-g SAR	∑ 1-g SAR	∑ 1-g SAR	∑ 1-g SAR	SPLSR
		(W/kg)	(W/kg)	(W/kg)	(W/kg)	(W/kg)	(W/kg)	(W/kg)	(W/kg)	(W/kg)	(W/kg)	(Yes/ No)
		1	2	3	4	5	1+2	1+2+3	1+2+4	1+2+5	1+2+4+5	
NR n5 + LTE Band 2 Upper	Rear	0.365	0.496	0.309	0.321	0.291	0.861	1.170	1.182	1.152	1.473	No
	Front	0.276	0.184	0.198	0.200	0.177	0.460	0.658	0.660	0.637	0.837	No
	Left	0.193	0.086	0.460	0.717	0.343	0.279	0.739	0.996	0.622	1.339	No
	Right	0.228					0.228	0.228	0.228	0.228	0.228	No
	Top		0.667	0.045	0.264	0.033	0.667	0.712	0.931	0.700	0.964	No
	Bottom	0.138					0.138	0.138	0.138	0.138	0.138	No
NR n5 + LTE Band 66 Upper	Rear	0.365	0.294	0.309	0.321	0.291	0.659	0.968	0.980	0.950	1.271	No
	Front	0.276	0.143	0.198	0.200	0.177	0.419	0.617	0.619	0.596	0.796	No
	Left	0.193	0.069	0.460	0.717	0.343	0.262	0.722	0.979	0.605	1.322	No
	Right	0.228					0.228	0.228	0.228	0.228	0.228	No
	Top		0.411	0.045	0.264	0.033	0.411	0.456	0.675	0.444	0.708	No
	Bottom	0.138					0.138	0.138	0.138	0.138	0.138	No
NR n66 + LTE Band 5	Rear	0.296	0.502	0.309	0.321	0.291	0.798	1.107	1.119	1.089	1.410	No
	Front	0.161	0.381	0.198	0.200	0.177	0.542	0.740	0.742	0.719	0.919	No
	Left	0.067	0.226	0.460	0.717	0.343	0.293	0.753	1.010	0.636	1.353	No
	Right		0.349				0.349	0.349	0.349	0.349	0.349	No
	Top	0.404		0.045	0.264	0.033	0.404	0.449	0.668	0.437	0.701	No
	Bottom		0.177				0.177	0.177	0.177	0.177	0.177	No
NR n66 + LTE Band 12	Rear	0.296	0.272	0.309	0.321	0.291	0.568	0.877	0.889	0.859	1.180	No
	Front	0.161	0.239	0.198	0.200	0.177	0.400	0.598	0.600	0.577	0.777	No
	Left	0.067	0.147	0.460	0.717	0.343	0.214	0.674	0.931	0.557	1.274	No
	Right		0.175				0.175	0.175	0.175	0.175	0.175	No
	Top	0.404		0.045	0.264	0.033	0.404	0.449	0.668	0.437	0.701	No
	Bottom		0.112				0.112	0.112	0.112	0.112	0.112	No
NR n66 + LTE Band 13	Rear	0.296	0.361	0.309	0.321	0.291	0.657	0.966	0.978	0.948	1.269	No
	Front	0.161	0.334	0.198	0.200	0.177	0.495	0.693	0.695	0.672	0.872	No
	Left	0.067	0.188	0.460	0.717	0.343	0.255	0.715	0.972	0.598	1.315	No
	Right		0.237				0.237	0.237	0.237	0.237	0.237	No
	Top	0.404		0.045	0.264	0.033	0.404	0.449	0.668	0.437	0.701	No
	Bottom		0.218				0.218	0.218	0.218	0.218	0.218	No
NR n66 + LTE Band 2	Rear	0.296	0.452	0.309	0.321	0.291	0.748	1.057	1.069	1.039	1.360	No
	Front	0.161	0.298	0.198	0.200	0.177	0.459	0.657	0.659	0.636	0.836	No
	Left	0.067	0.029	0.460	0.717	0.343	0.096	0.556	0.813	0.439	1.156	No
	Right		0.076				0.076	0.076	0.076	0.076	0.076	No
	Top	0.404		0.045	0.264	0.033	0.404	0.449	0.668	0.437	0.701	No
	Bottom		0.795				0.795	0.795	0.795	0.795	0.795	No

14.4 Phablet SAR Simultaneous Transmission Analysis.

Simultaneous Transmission Summation Scenario (Phablet SAR)					
Band		WWAN SAR (10g) (W/kg) 1	5 GHz WLAN SAR (10g) (W/kg) 2	∑ 10-g SAR (W/kg) 1+2	SPLSR (Yes/ No)
GSM 1900	Rear	1.148	1.125	2.273	No
	Front	0.815	0.589	1.404	No
	Left	0.384	1.605	1.989	No
	Right	0.151		0.151	No
	Top		0.614	0.614	No
	Bottom	1.774		1.774	No
UMTS Band 2	Rear	1.283	1.125	2.408	No
	Front	0.948	0.589	1.537	No
	Left	0.218	1.605	1.823	No
	Right	0.161		0.161	No
	Top		0.614	0.614	No
	Bottom	2.603		2.603	No
UMTS Band 4	Rear	1.406	1.125	2.531	No
	Front	1.245	0.589	1.834	No
	Left	0.108	1.605	1.713	No
	Right	0.231		0.231	No
	Top		0.614	0.614	No
	Bottom	1.924		1.924	No
LTE B2	Rear	1.190	1.125	2.315	No
	Front	0.870	0.589	1.459	No
	Left	0.208	1.605	1.813	No
	Right	0.180		0.180	No
	Top		0.614	0.614	No
	Bottom	1.835		1.835	No

14.5 Simultaneous Transmission Conclusion

The above numerical summed SAR Results are sufficient to determine that simultaneous transmission cases will not exceed the SAR Limit and therefore no measured volumetric simultaneous SAR summation is required per FCC KDB Publication 447498 D01v06 and IEEE1528-2013.

15. SAR Measurement Variability and Uncertainty

In accordance with KDB procedure 865664 D01v01r04 SAR measurement 100 ㎒ to 6 ㎓, SAR additional measurements are repeated after the completion of all measurements requiring the same head or body tissue-equivalent medium in a frequency Band. The test device should be returned to ambient conditions (normal room temperature) with the battery fully charged before it is re-mounted on the device holder for the repeated measurement(s) to minimize any unexpected variations in the repeated results.

SAR Measurement variability was assessed using the following procedures for each frequency Band:

1) Repeated measurement is not required when the original highest measured SAR is < 0.80 W/kg for 1g SAR or < 2.0 W/kg for 10g SAR; steps 2) through 4) do not apply.

2) When the original highest measured 1g SAR is ≥ 0.80 W/kg or 10g SAR ≥ 2.0W/kg, repeat that measurement once.

3) Perform a second repeated measurement only if the ratio of largest to smallest SAR for the original and first repeated measurements is > 1.20 or when the original or repeated measurement is ≥ 1.45 W/kg for 1g SAR or ≥ 3.625 W/kg for 10g SAR (~ 10% from the 1-g SAR limit).

4) Perform a third repeated measurement only if the original, first or second repeated measurement is ≥1.5 W/kg for 1g SAR or ≥3.75 W/kg for 10g SAR and the ratio of largest to smallest SAR for the original, first and second repeated measurements is > 1.20.

18. Measurement Uncertainty

The measured SAR was <1.5 W/Kg for 1g SAR and <3.75 W/Kg For 10g SAR for all frequency Bands. Therefore, per KDB Publication 865664 D01v01r04, the extended measurement uncertainty analysis per IEEE1528-2013 was not required.

19. SAR Test Equipment

Manufacturer	Type / Model	S/N	Calib. Date	Calib.Interval	Calib.Due
Staubli	CS8Cspeag-TX90	F17/ 59CHA1/ C/ 01	N/A	N/A	N/A
Staubli	CS8Cspeag-TX90	F01/ 5K08A1/ C/ 01	N/A	N/A	N/A
Staubli	CS8Cspeag-TX90	F13/ 5R4XF1/ C/ 01	N/A	N/A	N/A
Staubli	TX90 XLspeag	F17/ 59CHA1/ A/ 01	N/A	N/A	N/A
Staubli	TX90 XLspeag	F01/ 5K08A1/ A/ 01	N/A	N/A	N/A
Staubli	TX90 XLspeag	F13/ 5R4XF1/ A/ 01	N/A	N/A	N/A
Staubli	Teach Pendant (Joystick)	D21142606B	N/A	N/A	N/A
Staubli	Teach Pendant (Joystick)	D221340011	N/A	N/A	N/A
Staubli	Teach Pendant (Joystick)	D21142605	N/A	N/A	N/A
TESTO	175-H1/Thermometer	40331915309	01/04/2021	Annual	01/04/2022
TESTO	175-H1/Thermometer	40331936309	01/04/2021	Annual	01/04/2022
TESTO	175-H1/Thermometer	40332651310	01/04/2021	Annual	01/04/2022
SPEAG	DAE4	446	09/30/2021	Annual	09/30/2022
SPEAG	DAE4	1422	05/19/2021	Annual	05/19/2022
SPEAG	DAE4	869	03/29/2021	Annual	03/29/2022
SPEAG	DAE4	652	11/26/2021	Annual	11/26/2022
SPEAG	E-Field Probe EX3DV4	7651	05/18/2021	Annual	05/18/2022
SPEAG	E-Field Probe EX3DV4	3972	05/21/2021	Annual	05/21/2022
SPEAG	E-Field Probe EX3DV4	7654	05/21/2021	Annual	05/21/2022
SPEAG	E-Field Probe EX3DV4	7655	05/21/2021	Annual	05/21/2022
SPEAG	Dipole D750V3	1014	06/01/2021	Annual	06/01/2022
SPEAG	Dipole D835V2	4d165	08/03/2021	Annual	08/03/2022
SPEAG	Dipole D1800V2	2d015	07/30/2021	Annual	07/30/2022
SPEAG	Dipole D1900V2	5d032	01/28/2021	Annual	01/28/2022
SPEAG	Dipole D2450V2	965	06/15/2021	Annual	06/15/2022
SPEAG	Dipole D2600V2	1106	07/30/2021	Annual	07/30/2022
SPEAG	Dipole D5GHzV2	1107	07/22/2021	Annual	07/22/2022
Agilent	Power Meter E4419B	MY40511244	04/15/2021	Annual	04/15/2022
Agilent	Power Meter E4419B	MY40330223	10/06/2021	Annual	10/06/2022
Agilent	Power Sensor 8481A	SG1091286	10/06/2021	Annual	10/06/2022
Agilent	Power Sensor 8481A	MY41090675	10/06/2021	Annual	10/06/2022
Agilent	Power Sensor N1921A	MY55220026	08/05/2021	Annual	08/05/2022
SPEAG	DAKS 3.5	1038	03/17/2021	Annual	03/17/2022
H.P	Network Analyzer /8753ES	JP39240221	01/11/2021	Annual	01/11/2022
Agilent	WIRELESS COMMUNICATION E5515C	GB44051865	05/28/2021	Annual	05/28/2022
Agilent	WIRELESS COMMUNICATION E5515C	MY48360252	07/23/2021	Annual	07/23/2022
R&S	Wireless Communication Test Set CMW500	115733	04/15/2021	Annual	04/15/2022
Agilent	Signal Generator N5182A	MY47070230	01/26/2021	Annual	01/26/2022
Agilent	11636B/Power Divider	58698	02/26/2021	Annual	02/26/2022
EMPOWER	RF Power Amplifier	1084	06/25/2021	Annual	06/25/2022
EMPOWER	RF Power Amplifier	1041D/C0508	06/24/2021	Annual	06/24/2022
MICRO LAB	LP Filter / LA-15N	10453	10/06/2021	Annual	10/06/2022
MICRO LAB	LP Filter / LA-30N	-	10/06/2021	Annual	10/06/2022
MICRO LAB	LP Filter / LA-60N	32011	10/06/2021	Annual	10/06/2022
HP	Attenuator (3dB) 333340A	02427	09/06/2021	Annual	09/06/2022
HP	Attenuator (20dB) 8493C	09271	09/06/2021	Annual	09/17/2022
Agilent	Directional Bridge 86205A	3140A03878	05/28/2021	Annual	05/28/2022
Agilent	MXA Signal Analyzer N9020A	MY50510407	10/22/2021	Annual	10/22/2022
HP	Dual Directional Coupler	16072	10/05/2021	Annual	10/05/2022
Anritsu	Radio Communication Test Station MT8000A	6261967108	05/24/2021	Annual	05/24/2022
Anritsu	Radio Communication Tester MT8820C	6201074225	02/26/2021	Annual	02/26/2022
Anritsu	Radio Communication Tester MT8820C	6200695605	04/15/2021	Annual	04/15/2022
Anritsu	Radio Communication Tester MT8821C	6201502997	07/08/2021	Annual	07/08/2022
ROHDE&SCHWARZ	BLUETOOTH TESTER CBT	100272	02/26/2021	Annual	02/26/2022

* The E-field probe was calibrated by SPEAG, by the waveguide technique procedure. Dipole Verification measurement is performed by HCT Lab. before each test. The brain/body simulating material is calibrated by HCT using the DAKS 3.5 to determine the conductivity and permittivity (dielectric constant) of the brain/body-equivalent material.

20. Conclusion

The SAR measurement indicates that the EUT complies with the RF radiation exposure limits of the ANSI/ IEEE C95.1 - 2005.

These measurements were taken to simulate the RF effects exposure under worst-case conditions. Precise laboratory measures were taken to assure repeatability of the tests. The results and statements relate only to the item(s) tested.

Please note that the abortion and distribution of electromagnetic energy in the body are very complex phenomena the depend on the mass, shape, and size of the body, the orientation of the body with respect to the field vectors, and the electrical properties of both the body and the environment. Other variables that may play a substantial role in possible biological effects are those that characterize the environment (e.g. ambient temperature, air velocity, relative humidity, and body insulation) and those that characterize the individual (e.g. age, gender, activity level, debilitation, or disease). Because various factors may interact with one another to vary the specific biological outcome of an exposure to electromagnetic fields, any protection guide should consider maximal amplification of biological effects as a result of field-body interactions, environmental conditions, and physiological variables.

21. References

[1] Federal Communications Commission, ET Docket 93-62, Guidelines for Evaluating the Environmental Effects of Radio frequency Radiation, Aug. 1996.

[2] ANSI/IEEE C95.1 - 2005 , American National Standard safety levels with respect to human exposure to radio frequency electromagnetic fields, 300 kHz to 300 ㎓, New York: IEEE, Sept. 1992

[3] ANSI/IEEE C 95.1 - 2005, American National Standard safety levels with respect to human exposure to radio frequency electromagnetic fields, 3 kHz to 300 ㎓, New York: IEEE, 2006

[4 ANSI/IEEE C95.3 - 2002, IEEE Recommended Practice for the Measurement of Potentially Hazardous Electromagnetic Fields - RF and Microwave, New York: December 2002.

[5] IEEE Standards Coordinating Committee 34 – IEEE Std. 1528-2013, IEEE Recommended Practice or Determining the Peak Spatial-Average Specific Absorption Rate (SAR) in the Human Body from Wireless Communications Devices

[6] NCRP, National Council on Radiation Protection and Measurements, Biological Effects and Exposure Criteria for Radio Frequency Electromagnetic Fields, NCRP Report No. 86, 1986. Reprinted Feb. 1995.

[7] T. Schmid, O. Egger, N. Kuster, Automated E-field scanning system for dosimetric assessments, IEEE Transaction on Microwave Theory and Techniques, vol. 44, Jan. 1996, pp. 105-113.

[8] K. Pokovic, T. Schmid, N. Kuster, Robust setup for precise calibration of E-field probes in tissue simulating liquids at mobile communications frequencies, ICECOM97, Oct. 1997, pp. 120-124.

[9] K. Pokovic, T. Schmid, and N. Kuster, E-field Probe with improved isotropy in brain simulating liquids, Proceedings of the ELMAR, Zadar, Croatia, June 23-25, 1996, pp. 172-175.

[10] Schmid& Partner Engineering AG, Application Note: Data Storage and Evaluation, June 1998, p2.

[11] V. Hombach, K. Meier, M. Burkhardt, E. Kuhn, N. Kuster, The Dependence of EM Energy Absorption upon Human Head Modeling at 900 ㎒, IEEE Transaction on Microwave Theory and Techniques, vol. 44 no. 10, Oct. 1996, pp. 1865-1873.

[12] N. Kuster and Q. Balzano, Energy absorption mechanism by biological bodies in the near field of dipole antennas above 300 ㎒, IEEE Transaction on Vehicular Technology, vol. 41, no. 1, Feb. 1992, pp. 17-23.

[13] G. Hartsgrove, A. Kraszewski, A. Surowiec, Simulated Biological Materials for Electromagnetic Radiation Absorption Studies, University of Ottawa, Bioelectro magnetics, Canada: 1987, pp. 29-36.

[14] Q. Balzano, O. Garay, T. Manning Jr., Electromagnetic Energy Exposure of Simulated Users of Portable Cellular Telephones, IEEE Transactions on Vehicular Technology, vol. 44, no.3, Aug. 1995.

[15] W. Gander, Computer mathematick, Birkhaeuser, Basel, 1992.

[16] W.H. Press, S.A. Teukolsky, W.T. Vetterling, and B.P. Flannery, Numerical Recepies in C, The Art of Scientific Computing, Second edition, Cambridge University Press, 1992.

[17] N. Kuster, R. Kastle, T. Schmid, Dosimetric evaluation of mobile communications equipment with known precision, IEEE Transaction on Communications, vol. E80-B, no. 5, May 1997, pp. 645-652.

[18] CENELEC CLC/SC111B, European Prestandard (prENV 50166-2), Human Exposure to Electromagnetic Fields High-frequency: 10 kHz-300 ㎓, Jan. 1995.

[19] Prof. Dr. Niels Kuster, ETH, EidgenØssischeTechnischeHoschschuleZòrich, Dosimetric Evaluation of the Cellular Phone.

[20] IEC 62209-1, Human exposure to radio frequency fields from hand-held and body-mounted wireless communication devices – Human models, instrumentation and procedures – Part 1:Procedure to determine the

specific absorption rate (SAR) for hand-held devices used in close proximity to the ear (frequency range of 300 MHz to 3 GHz), July. 2016..

[21] IEC 62209-2, Human exposure to radio frequency fields from hand-held and body-mounted wireless communication devices – Human models, instrumentation, and procedures – Part 2: Procedure to determine the specific absorption rate (SAR) for wireless communication devices used in close proximity to the human body (frequency range of 30 MHz to 6 GHz) Mar. 2010.

[22] Industry Canada RSS-102 Radio Frequency Exposure Compliance of Radio Communication Apparatus (All Frequency Band) Issue 5, March 2015.

[23] Health Canada Safety Code 6 Limits of Human Exposure to Radio Frequency Electromagnetic Fields in the Frequency Rage from 3 kHz – 300 GHz, 2009

[24] FCC SAR Test procedures for 2G-3G Devices, Mobile Hotspot and UMPC Device KDB 941225 D01.

[25] SAR Measurement Guidance for IEEE 802.11 transmitters, KDB 248227 D01v02r02

[26] SAR Evaluation of Handsets with Multiple Transmitters and Antennas KDB 648474 D03, D04.

[27] SAR Evaluation for Laptop, Notebook, Netbook and Tablet computers KDB 616217 D04.

[28] SAR Measurement and Reporting Requirements for 100 MHz – 6 GHz, KDB 865664 D01, D02.

[29] FCC General RF Exposure Guidance and SAR procedures for Dongles, KDB 447498 D01,D02.

Appendix *A.* DUT Ant. Information & SETUP PHOTO

Please refer to test DUT Ant. Information &setup photo file no. as follows:

Report No.
HCT-SR-2201-FC005 -P