FCC CFR47 PART 22 SUBPART H
FCC CFR47 PART 24 SUBPART E
FCC CFR47 PART 27 SUBPART M

CERTIFICATION TEST REPORT

FOR

GSM/WCDMA/LTE Phone + Bluetooth, DTS/UNII a/b/g/n, ANT+ and NFC

MODEL NUMBER: SM-A5000; SM-A5009

FCC ID: A3LSMA5000

REPORT NUMBER: 14I18594-E1 REVISION A

ISSUE DATE: SEPTEMBER 16, 2014

Prepared for
SAMSUNG ELECTRONICS CO., LTD.
416, MAETAN 3-DONG, YEONGTONG-GU
SUWON-CITY, GYEONGGI-DO 443-742, SOUTH KOREA

Prepared by
UL VERIFICATION SERVICES INC.
47173 BENICIA STREET
FREMONT, CA 94538, U.S.A.
TEL: (510) 771-1000
FAX: (510) 661-0888

NVLAP LAB CODE 200065-0

Revision History

Rev.	Issue Date	Revisions	Revised By
--	9/8/14	Initial issue	P. Zhang
A	9/14/14	Updated section 11.2.1	P. Zhang

UL VERIFICATION SERVICES INC. FORM NO: CCSUP4701I
47173 BENICIA STREET, FREMONT, CA 94538, USA TEL: (510) 771-1000 FAX: (510) 661-0888

This report shall not be reproduced except in full, without the written approval of UL Verification Services Inc.

TABLE OF CONTENTS

1. ATTESTATION OF TEST RESULTS 5
2. TEST METHODOLOGY 6
3. FACILITIES AND ACCREDITATION 6
4. CALIBRATION AND UNCERTAINTY 6
4.1. MEASURING INSTRUMENT CALIBRATION 6
4.2. SAMPLE CALCULATION 7
4.3. MEASUREMENT UNCERTAINTY 7
5. EQUIPMENT UNDER TEST 8
5.1. DESCRIPTION OF EUT 8
5.2. MAXIMUM OUTPUT POWER 8
5.3. MAXIMUM OUTPUT POWER (LTE) 9
5.4. DESCRIPTION OF AVAILABLE ANTENNAS 10
5.5. DESCRIPTION OF TEST SETUP 11
6. TEST AND MEASUREMENT EQUIPMENT 14
7. Summary Table 15
8. RF POWER OUTPUT VERIFICATION 16
8.1. GSM/GPRS/EDGE 16
8.1.1. GSM OUTPUT POWER RESULT 17
8.2. UMTS REL 99 18
8.2.1. UMTS REL 99 OUTPUT POWER RESULT 18
8.3. UMTS HSDPA 19
8.3.1. UMTS HSDPA OUTPUT POWER RESULT 20
8.4. UMTS HSUPA 21
8.4.1. UMTS HSUPA OUTPUT POWER RESULT 22
8.5. DC-HSDPA 24
8.5.1. UMTS DC-HSDPA OUTPUT POWER RESULT 27
8.7. LTE OUTPUT VERIFICATION 28
8.7.1. LTE OUTPUT RESULT 28
9. PEAK TO AVERAGE RATIO 32
9.1. CONDUCTED PEAK TO AVERAGE RESULT 32

UL VERIFICATION SERVICES INC. FORM NO: CCSUP4701I
47173 BENICIA STREET, FREMONT, CA 94538, USA TEL: (510) 771-1000 FAX: (510) 661-0888

This report shall not be reproduced except in full, without the written approval of UL Verification Services Inc.

10. LIMITS AND CONDUCTED RESULTS 37
10.1. OCCUPIED BANDWIDTH 37
10.1.1. OCCUPIED BANDWIDTH RESULTS 38
10.1.2. LTE OCCUPIED BANDWIDTH RESULTS 40
10.1.3. OCCUPIED BANDWIDTH PLOTS 42
10.2. BAND EDGE EMISSIONS 47
10.2.1. BAND EDGE PLOTS 48
10.2.2. EMISSION MASK PLOTS 52
10.3. OUT OF BAND EMISSIONS 56
10.3.1. OUT OF BAND EMISSIONS RESULT 57
10.3.2. OUT OF BAND EMISSIONS PLOTS 60
10.4. FREQUENCY STABILITY 65
10.4.1. FREQUENCY STABILITY RESULTS 66
11. RADIATED TEST RESULTS 69
11.1. RADIATED POWER (ERP & EIRP) 69
11.1.1. ERP/EIRP Results 70
11.1.2. LTE ERP/EIRP Results 72
11.1.3. ERP/EIRP PLOTS 74
11.2. FIELD STRENGTH OF SPURIOUS RADIATION 90
11.2.1. SPURIOUS RADIATION PLOTS 91
12. SETUP PHOTOS 107

UL VERIFICATION SERVICES INC. FORM NO: CCSUP4701I
47173 BENICIA STREET, FREMONT, CA 94538, USA TEL: (510) 771-1000 FAX: (510) 661-0888

This report shall not be reproduced except in full, without the written approval of UL Verification Services Inc.

1. ATTESTATION OF TEST RESULTS

COMPANY NAME:	SAMSUNG ELECTRONICS CO., LTD.
EUT DESCRIPTION:	GSM/WCDMA/LTE Phone + Bluetooth, DTS/UNII a/b/g/n, ANT+ and NFC
MODEL:	SM-A5000; SM-A5009
SERIAL NUMBER:	R38F70L4XVV (Conducted); R38F70L4XTH (Radiated)
DATE TESTED:	AUGUST 18- SEPTEMBER 8, 2014

APPLICABLE STANDARDS	
STANDARD	**TEST RESULTS**
FCC PART 22H, 24E and 27M	PASS

UL Verification Services Inc. tested the above equipment in accordance with the requirements set forth in the above standards. All indications of Pass/Fail in this report are opinions expressed by UL Verification Services Inc. based on interpretations and/or observations of test results. Measurement Uncertainties were not taken into account and are published for informational purposes only. The test results show that the equipment tested is capable of demonstrating compliance with the requirements as documented in this report.

Note: The results documented in this report apply only to the tested sample, under the conditions and modes of operation as described herein. This document may not be altered or revised in any way unless done so by UL Verification Services Inc. and all revisions are duly noted in the revisions section. Any alteration of this document not carried out by UL Verification Services Inc. will constitute fraud and shall nullify the document. This report must not be used by the client to claim product certification, approval, or endorsement by NVLAP, NIST, any agency of the Federal Government, or any agency of any government.

Approved & Released For
UL Verification Services Inc. By:

PENG ZHANG
CONSUMER TECHNOLOGY DIVISION
PROJECT LEAD
UL Verification Services Inc.

Tested By:

STEVEN TRAN
CONSUMER TECHNOLOGY DIVISION
LAB ENGINEER
UL Verification Services Inc.

UL VERIFICATION SERVICES INC. FORM NO: CCSUP4701I
47173 BENICIA STREET, FREMONT, CA 94538, USA TEL: (510) 771-1000 FAX: (510) 661-0888

This report shall not be reproduced except in full, without the written approval of UL Verification Services Inc.

2. TEST METHODOLOGY

The tests documented in this report were performed in accordance with TIA-603-C, FCC CFR 47 Part 22, FCC CFR Part 24, and FCC CFR 47 Part 27.

3. FACILITIES AND ACCREDITATION

The test sites and measurement facilities used to collect data are located at 47173 and 47266 Benicia Street, Fremont, California, USA. Line conducted emissions are measured only at the 47173 address. The following table identifies which facilities were utilized for radiated emission measurements documented in this report. Specific facilities are also identified in the test results sections.

47173 Benicia Street	47266 Benicia Street
☒ Chamber A(IC: 2324B-1)	☐ Chamber D(IC: 2324B-4)
☒ Chamber B(IC: 2324B-2)	☐ Chamber E(IC: 2324B-5)
☒ Chamber C(IC: 2324B-3)	☐ Chamber F(IC: 2324B-6)
	☐ Chamber G(IC: 2324B-7)
	☐ Chamber H(IC: 2324B-8)

UL Verification Services Inc. is accredited by NVLAP, Laboratory Code 200065-0. The full scope of accreditation can be viewed at http://ts.nist.gov/standards/scopes/2000650.htm.

4. CALIBRATION AND UNCERTAINTY

4.1. MEASURING INSTRUMENT CALIBRATION

The measuring equipment utilized to perform the tests documented in this report has been calibrated in accordance with the manufacturer's recommendations, and is traceable to recognized national standards.

This report shall not be reproduced except in full, without the written approval of UL Verification Services Inc.

4.2. SAMPLE CALCULATION

Where relevant, the following sample calculation is provided:

EIRP = PSA reading with EUT worst orientation (dBm) + Path loss (dB) – cable loss(between the SG and substitution antenna) + Substitution Antenna Factor (dBi)

ERP = PSA reading with EUT worst orientation (dBm) + Path loss (dB) – cable loss(between the SG and substitution antenna)

(Path loss = Signal generator output – PSA reading with substitution antenna)

4.3. MEASUREMENT UNCERTAINTY

Where relevant, the following measurement uncertainty levels have been estimated for tests performed on the apparatus:

PARAMETER	UNCERTAINTY
Conducted Disturbance, 0.15 to 30 MHz	3.52 dB
Radiated Disturbance, 30 to 27000 MHz	4.94 dB

Uncertainty figures are valid to a confidence level of 95%.

UL VERIFICATION SERVICES INC. FORM NO: CCSUP4701I
47173 BENICIA STREET, FREMONT, CA 94538, USA TEL: (510) 771-1000 FAX: (510) 661-0888

This report shall not be reproduced except in full, without the written approval of UL Verification Services Inc.

5. EQUIPMENT UNDER TEST

5.1. DESCRIPTION OF EUT

The EUT is a GSM/WCDMA/LTE Phone+ Bluetooth, DTS/UNII a/b/g/n, ANT+ and NFC

5.2. MAXIMUM OUTPUT POWER

The transmitter has a maximum peak conducted and radiated ERP / EIRP output powers as follows:

FCC Part 22/2 4/27						
Band	Frequency Range(MHz)	Modulation	Conducted		Radiated	
		Peak	Avg	mW	Avg	mW
GSM850	824~849	GMSK	33.5	2238.72		
	824~849	GPRS	33.5	2238.72	27.901	616.74
	824~849	EGPRS	27.1	512.86	22.941	196.83
GSM1900	1850~1910	GMSK	30.7	1174.90		
	1850~1910	GPRS	30.7	1174.90	28.149	652.98
	1850~1910	EGPRS	26.1	407.38	24.891	308.39
Band 5	824~849	REL99	23.2	208.93	19.131	81.87
	824~849	HSDPA	22.3	169.82	18.941	78.36
	824~849	HSUPA	22.3	169.82		
Band 2	1850~1910	REL99	23.3	213.80	20.801	120.25
	1850~1910	HSDPA	22.3	169.82	19.496	89.04
	1850~1910	HSUPA	22.3	169.82		

UL VERIFICATION SERVICES INC. FORM NO: CCSUP4701I
47173 BENICIA STREET, FREMONT, CA 94538, USA TEL: (510) 771-1000 FAX: (510) 661-0888

This report shall not be reproduced except in full, without the written approval of UL Verification Services Inc.

5.3. MAXIMUM OUTPUT POWER (LTE)

The transmitter has a maximum peak conducted and radiated ERP/EIRP output powers as follows:

FCC Part 22/2 4/27							
Band	Frequency Range(MHz)	BandWidth (MHz)	Modulation	Conducted		Radiated	
			Peak	Peak	mW	Peak	mW
LTE41	2555~2655	20MHz	QPSK	24.0	251.19	22.0	158.49
		20MHz	16QAM	23.0	199.53	21.0	125.89

FCC Part 22/2 4/27							
Band	Frequency Range(MHz)	BandWidth (MHz)	Modulation	Conducted		Radiated	
			Peak	Peak	mW	Peak	mW
LTE41	2555~2655	15MHz	QPSK	24.0	251.19	22.1	162.18
		15MHz	16QAM	23.0	199.53	21.0	125.89

FCC Part 22/2 4/27							
Band	Frequency Range(MHz)	BandWidth (MHz)	Modulation	Conducted		Radiated	
			Peak	Peak	mW	Peak	mW
LTE41	2555~2655	10MHz	QPSK	24.0	251.19	22.11	162.55
		10MHz	16QAM	23.0	199.53	21.39	137.72

FCC Part 22/2 4/27							
Band	Frequency Range(MHz)	BandWidth (MHz)	Modulation	Conducted		Radiated	
			Peak	Peak	mW	Peak	mW
LTE41	2555~2655	5MHz	QPSK	24.0	251.19	22.22	166.72
		5MHz	16QAM	23.0	199.53	21.2	131.83

UL VERIFICATION SERVICES INC. FORM NO: CCSUP4701I
47173 BENICIA STREET, FREMONT, CA 94538, USA TEL: (510) 771-1000 FAX: (510) 661-0888

This report shall not be reproduced except in full, without the written approval of UL Verification Services Inc.

5.4. DESCRIPTION OF AVAILABLE ANTENNAS

The radio utilizes a PIFA antenna for the [List the bands supported] with a maximum peak gain as follow:

Frequency (MHz)	Peak Gain (dBi)
Band 5, 824~849MHz	-6.13
Band 2, 1850~1910MHz	-2.98
LTE41, 2555~2655MHz	-4.13

UL VERIFICATION SERVICES INC. FORM NO: CCSUP4701I
47173 BENICIA STREET, FREMONT, CA 94538, USA TEL: (510) 771-1000 FAX: (510) 661-0888

This report shall not be reproduced except in full, without the written approval of UL Verification Services Inc.

5.5. DESCRIPTION OF TEST SETUP

SUPPORT EQUIPMENT

Support Equipment List				
Description	Manufacturer	Model	Serial Number	FCC ID
AC Adapter	SAMSUNG	EP-TA50CBC	N/A	N/A
Earphone	SAMSUNG	N/A	N/A	N/A

I/O CABLES (CONDUCTED SETUP)

I/O Cable List						
Cable No	Port	# of identical ports	Connector Type	Cable Type	Cable Length (m)	Remarks
1	RF Out	1	Spectrum Analyzer	Shielded	None	NA
2	Antenna Port	1	EUT	Shielded	0.1m	NA
3	RF In/Out	1	Communication Test Set	Shielded	1m	NA

I/O CABLES (RADIATED SETUP)

I/O CABLE LIST						
Cable No.	Port	# of Identical Ports	Connector Type	Cable Type	Cable Length	Remarks
1	USB	1	AC Adapter	Un-shielded	1.2m	No
2	Jack	1	Headset	Shielded	1m	No
3	RF In/out	1	Communication Test Set	Un-shielded	2m	Yes

TEST SETUP

The EUT is continuously communicated to the call box during the tests.

UL VERIFICATION SERVICES INC. FORM NO: CCSUP4701I
47173 BENICIA STREET, FREMONT, CA 94538, USA TEL: (510) 771-1000 FAX: (510) 661-0888

This report shall not be reproduced except in full, without the written approval of UL Verification Services Inc.

SETUP DIAGRAM FOR TESTS (CONDUCTED TEST SETUP)

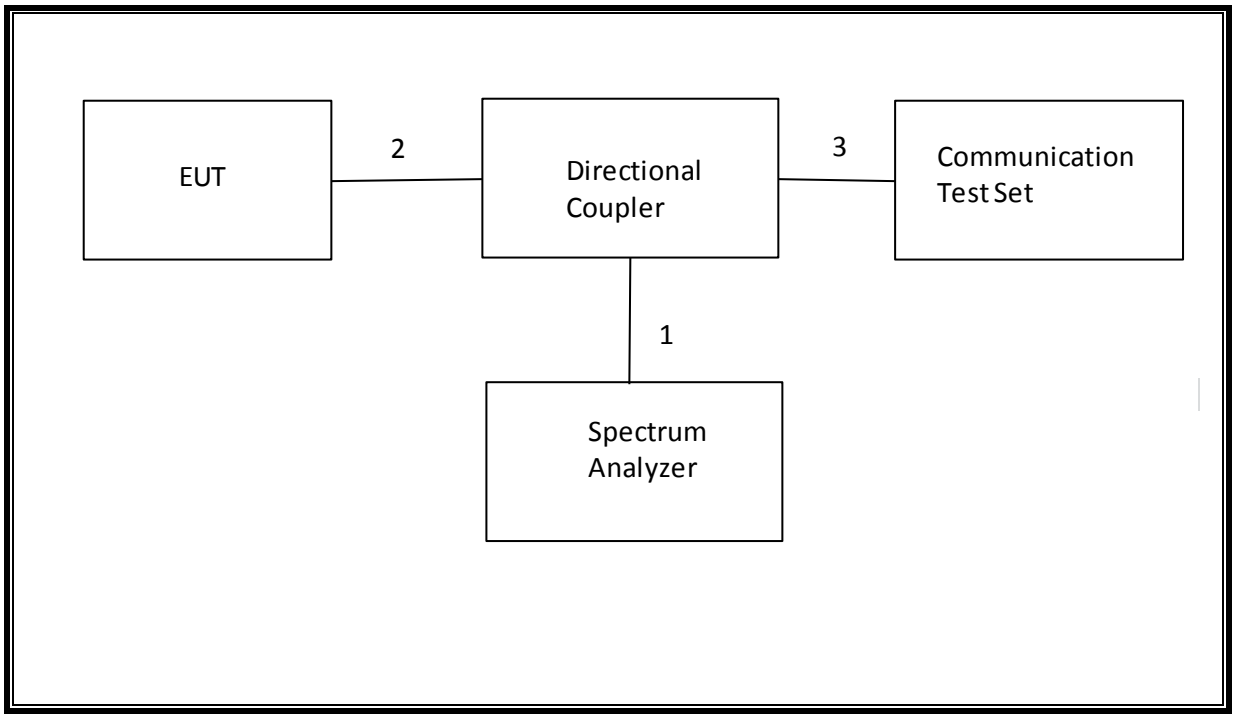

SETUP DIAGRAM FOR TESTS (RADIATED TEST SETUP)

UL VERIFICATION SERVICES INC. FORM NO: CCSUP4701I
47173 BENICIA STREET, FREMONT, CA 94538, USA TEL: (510) 771-1000 FAX: (510) 661-0888

This report shall not be reproduced except in full, without the written approval of UL Verification Services Inc.

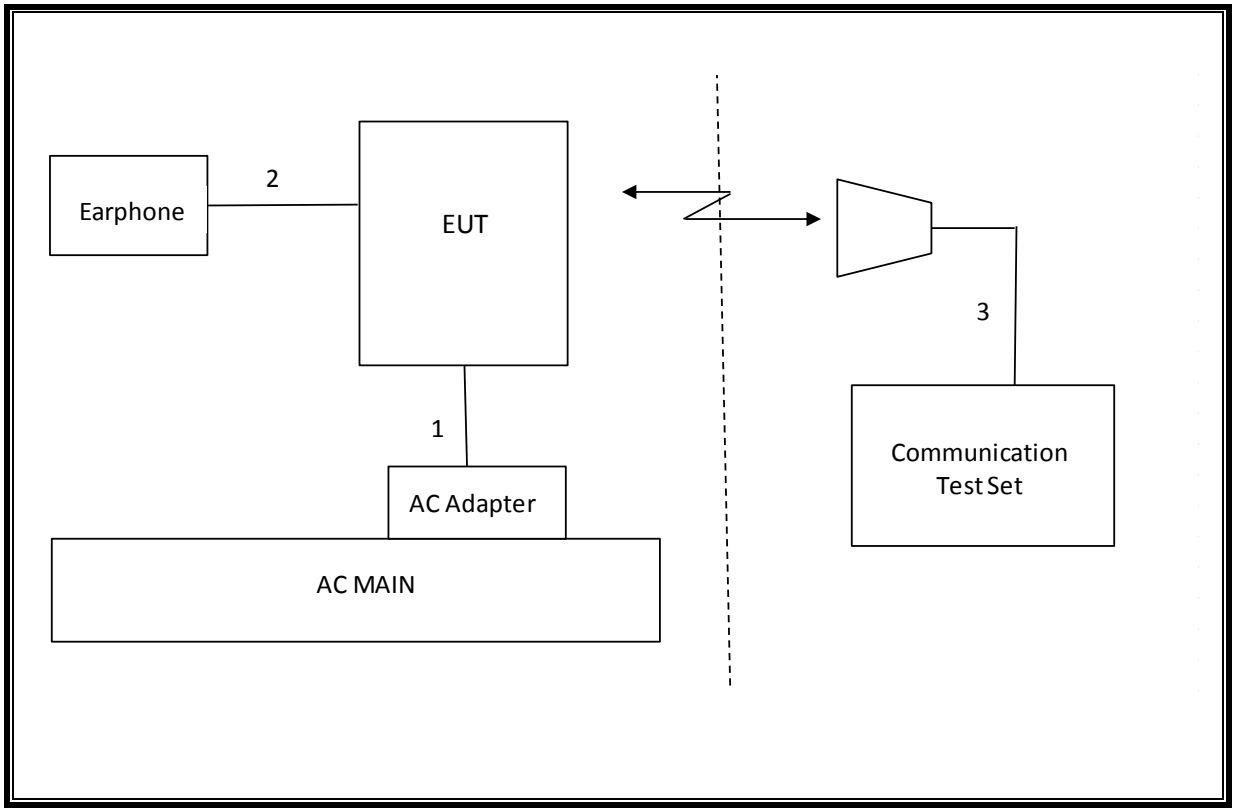

UL VERIFICATION SERVICES INC. FORM NO: CCSUP4701I
47173 BENICIA STREET, FREMONT, CA 94538, USA TEL: (510) 771-1000 FAX: (510) 661-0888

This report shall not be reproduced except in full, without the written approval of UL Verification Services Inc.

6. TEST AND MEASUREMENT EQUIPMENT

The following test and measurement equipment was utilized for the tests documented in this report:

TEST EQUIPMENT LIST				
Description	**Manufacturer**	**Model**	**Asset**	**Cal Due**
Spectrum Analyzer, 44 GHz	Agilent / HP	E4446A	C01179	02/26/15
Antenna, Bilog, 2 GHz	Sunol Sciences	JB1	C01011	08/14/15
Antenna, Horn, 18 GHz	EMCO	3115	C00783	10/25/14
Antenna, Horn, 18 GHz	EMCO	3115	C00784	10/25/14
Highpass Filter, 2.7 GHz	Micro-Tronics	HPM13194	N02687	CNR
Highpass Filter, 1.5 GHz	Micro-Tronics	HPM13193	N02688	CNR
Temperature / Humidity Chamber	Thermotron	SE 600-10-10	C00930	01/09/15
Communications Test Set	R&S	CMW500	T159	07/02/15
DC power supply, 8 V @ 3 A or 15 V	Agilent / HP	E3610A	None	CNR
Vector signal generator, 6 GHz	Agilent / HP	E4438C	None	07/06/15
Antenna, Tuned Dipole 400~1000	ETS	3121C DB4	C00993	02/14/15
Directional Coupler	RF-Lambda	RFDC5M06G15	None	CNR
Antenna, Horn, 26.5 GHz	ARA	MWH-1826/B	C00589	12/17/14

UL VERIFICATION SERVICES INC. FORM NO: CCSUP4701I
47173 BENICIA STREET, FREMONT, CA 94538, USA TEL: (510) 771-1000 FAX: (510) 661-0888

This report shall not be reproduced except in full, without the written approval of UL Verification Services Inc.

7. Summary Table

FCC Part Section	RSS Section(s)	Test Description	Test Limit	Test Condition	Test Result	Worst Case
2.1049	N/A	Occupied Band width (99%)	N/A	Conducted	Pass	17.86 MHz
22.917(a) 24.238(a) 27.53(g) 90.691	RSS-132(4.5.1) RSS-133(6.5.1) RSS-139(6.5.1)	Band Edge / Conducted Spurious Emission	-13dBm		Pass	-15.527 dBm
27.53(m)	RSS-199(4.5)		-25dBm		Pass	-33.16 dBm
2.1046	N/A	Conducted output power	N/A		Pass	33.5 dBm
27.53(m)	RSS-199(4.5)	Emission Mask			Pass	
22.355 24.235 27.54 90.213	RSS-132(4.3) RSS-133(6.3) RSS-139(6.3) RSS-199(4.3)	Frequency Stability	2.5PPM		Pass	0.056 PPM
22.913(a)(2)	RSS-132(4.4)	Effective Radiated Power	38 dBm	Radiated	Pass	27.9 dBm
24.232(c) 27.50(h)(2)	RSS-133(6.4) RSS-199(4.4)	Equivalent Isotropic Radiated Power	33dBm		Pass	28.1 dBm
22.917(a) 24.238(a) 27.53(g)	RSS-132(4.5.1) RSS-133(6.5.1) RSS-139(6.5.1)	Radiated Spurious Emission	-13dBm		Pass	-42.2 dBm
27.53(m)	RSS-199(4.5)		-25dBm		Pass	-42.4 dBm

UL VERIFICATION SERVICES INC. FORM NO: CCSUP4701I
47173 BENICIA STREET, FREMONT, CA 94538, USA TEL: (510) 771-1000 FAX: (510) 661-0888

This report shall not be reproduced except in full, without the written approval of UL Verification Services Inc.

8. RF POWER OUTPUT VERIFICATION

8.1. GSM/GPRS/EDGE

Function: Menu select > GSM Mobile Station > GSM 850/900/1800/1900

Press Connection control to choose the different menus

Press RESET > choose all to reset all settings

Connection Press Signal Off to turn off the signal and change settings

Network Support > GSM+GPRS or GSM+EGPRS

Main Service > Packet Data

Service selection > Test Mode A – Auto Slot Config. off

MS Signal Press Slot Config bottom on the right twice to select and change the number of time slots and power setting

> Slot configuration > Uplink/Gamma

> 33 dBm for GPRS 850/900

> 30 dBm for GPRS1800/1900

BS Signal Enter the same channel number for TCH channel (test channel) and BCCH channel

Frequency Offset > + 0 Hz

Mode > BCCH and TCH

BCCH Level > -85 dBm (May need to adjust if link is not stable)

BCCH Channel > choose desire test channel [Enter the same channel number for TCH channel (test channel) and BCCH channel]

Channel Type > Off

P0> 4 dB

Slot Config > Unchanged (if already set under MS Signal)

TCH > choose desired test channel

Hopping > Off

Main Timeslot > 3 (Default)

Network Coding Scheme > CS4 (GPRS) and MCS5 ~ MCS9 (EGPRS)

Bit Stream > 2E9-1PSR Bit Pattern

AF/RF Enter appropriate offsets for Ext. Att. Output and Ext. Att. Input

Connection Press Signal On to turn on the signal and change settings

UL VERIFICATION SERVICES INC. FORM NO: CCSUP4701I
47173 BENICIA STREET, FREMONT, CA 94538, USA TEL: (510) 771-1000 FAX: (510) 661-0888

This report shall not be reproduced except in full, without the written approval of UL Verification Services Inc.

8.1.1. GSM OUTPUT POWER RESULT

Band	Mode	Ch.	f(MHz)	1 time slot	2 time slot	3 time slot	4 time slot
				Peak (dBm)	Peak (dBm)	Peak (dBm)	Peak (dBm)
GSM850	GMSK	128	824.2	33.5			
		190	836.6	33.4			
		251	848.8	33.5			
	GPRS	128	824.2	33.5	30.5	29.4	27.4
		190	836.6	33.4	30.5	29.5	27.5
		251	848.8	33.5	30.5	29.3	27.5
	EGPRS	128	824.2	27.1	26.5	24.3	23.9
		190	836.6	27.1	26.5	24.3	23.9
		251	848.8	27.0	26.5	24.3	24.0
GSM1900	GMSK	512	1850.2	30.6			
		661	1880	30.3			
		810	1909.8	30.7			
	GPRS	512	1850.2	30.6	28.5	26.2	24.9
		661	1880	30.3	28.1	25.9	24.6
		810	1909.8	30.7	28.5	26.5	25.0
	EGPRS	512	1850.2	25.8	25.5	23.3	23.0
		661	1880	25.7	25.4	23.1	22.9
		810	1909.8	26.1	25.5	23.5	23.0

UL VERIFICATION SERVICES INC. FORM NO: CCSUP4701I
47173 BENICIA STREET, FREMONT, CA 94538, USA TEL: (510) 771-1000 FAX: (510) 661-0888

This report shall not be reproduced except in full, without the written approval of UL Verification Services Inc.

8.2. UMTS REL 99

TEST PROCEDURE

The following summary of these settings are illustrated below:

	Mode	Rel99
	Subtest	-
WCDMA General Settings	Loopback Mode	Test Mode 1
	Rel99 RMC	12.2kbps RMC
	HSDPA FRC	Not Applicable
	HSUPA Test	Not Applicable
	Power Control Algorithm	Algorithm2
	βc	Not Applicable
	βd	Not Applicable
	βec	Not Applicable
	βc/βd	8/15
	βhs	Not Applicable
	βed	Not Applicable

8.2.1. UMTS REL 99 OUTPUT POWER RESULT

Band	Mode	Ch.	f(MHz)	Conducted Power (dBm)
				Avg (dBm)
Band 5	REL99	4132	826.4	23.2
		4183	836.6	23.2
		4233	846.6	23.2
Band 2	REL99	9262	1852.4	23.3
		9400	1880	23.2
		9538	1907.6	23.3

UL VERIFICATION SERVICES INC. FORM NO: CCSUP4701I
47173 BENICIA STREET, FREMONT, CA 94538, USA TEL: (510) 771-1000 FAX: (510) 661-0888

This report shall not be reproduced except in full, without the written approval of UL Verification Services Inc.

8.3. UMTS HSDPA

The following 4 Sub-tests were completed according to Release 5 procedures in section 5.2 of 3GPP TS34.121. A summary of these settings are illustrated below:

	Mode	Rel5 HSDPA			
	Subtest	1	2	3	4
WCDMA General Settings	Loopback Mode	Test Mode 1			
	Rel99 RMC	12.2kbps RMC			
	HSDPA FRC	H-Set1			
	Power Control Algorithm	Algorithm 2			
	βc	2/15	12/15	15/15	15/15
	βd	15/15	15/15	8/15	4/15
	Bd (SF)	64			
	βc/βd	2/15	12/15	15/8	15/4
	βhs	4/15	24/15	30/15	30/15
	MPR (dB)	0	0	0.5	0.5
HSDPA Specific Settings	D_{ACK}	8			
	D_{NAK}	8			
	DCQI	8			
	Ack-Nack repetition factor	3			
	CQI Feedback (Table 5.2B.4)	4ms			
	CQI Repetition Factor (Table 5.2B.4)	2			
	Ahs =βhs/βc	30/15			

UL VERIFICATION SERVICES INC. FORM NO: CCSUP4701I
47173 BENICIA STREET, FREMONT, CA 94538, USA TEL: (510) 771-1000 FAX: (510) 661-0888

This report shall not be reproduced except in full, without the written approval of UL Verification Services Inc.

8.3.1. UMTS HSDPA OUTPUT POWER RESULT

Band	Mode	Subset	Ch.	f(MHz)	Conducted Power (dBm)
					Avg (dBm)
Band 5	HSDPA	1	4132	826.4	22.2
			4183	836.6	22.3
			4233	846.6	22.3
		2	4132	826.4	22.2
			4183	836.6	22.3
			4233	846.6	22.3
		3	4132	826.4	21.7
			4183	836.6	21.8
			4233	846.6	21.8
		4	4132	826.4	21.7
			4183	836.6	21.8
			4233	846.6	21.8
Band 2	HSDPA	1	9262	1852.4	22.2
			9400	1880	22.1
			9538	1907.6	22.3
		2	9262	1852.4	22.3
			9400	1880	22.2
			9538	1907.6	22.4
		3	9262	1852.4	21.7
			9400	1880	21.6
			9538	1907.6	21.7
		4	9262	1852.4	21.7
			9400	1880	21.6
			9538	1907.6	21.7

UL VERIFICATION SERVICES INC. FORM NO: CCSUP4701I
47173 BENICIA STREET, FREMONT, CA 94538, USA TEL: (510) 771-1000 FAX: (510) 661-0888

This report shall not be reproduced except in full, without the written approval of UL Verification Services Inc.

8.4. UMTS HSUPA

TEST PROCEDURE

The following summary of these settings are illustrated below: (ETSI TS 134.121-1 Table C.11.1)

	Mode	Rel6 HSUPA	Rel6 HSUPA	Rel6 HSUPA	Rel6 HSUPA	Rel6 HSUPA
	Subtest	1	2	3	4	5
WCDMA General Settings	Loopback Mode	Test Mode 1				
	P-CPICH (dB)	-10				
	P-CCPCH (dB)	-12				
	SCH (dB)	-12				
	PICH(dB)	-15				
	DPCH (dB)	-9				
	HS-SCCH_1 (dB)	-8				
	HS-PDSCH (dB)	-3				
	Rel99 RMC	12.2kbps RMC				
	HSDPA FRC	H-Set1				
	HSUPA Test	HSUPA Loopback				
	Power Control Algorithm	Algorithm2				
	Bc	11/15	6/15	15/15	2/15	15/15
	Bd	15/15	15/15	9/15	15/15	15/15
	Bec	209/225	12/15	30/15	2/15	5/15
	βc/βd	11/15	6/15	15/9	2/15	15/15
	Bhs	22/15	12/15	30/15	4/15	30/15
	βed (note1)	1309/225	94/75	47/15 47/15	56/75	134/15
	MPR	0	2	1	2	0
HSDPA Specific Settings	DACK	8				
	DNAK	8				
	DCQI	8				
	Ack-Nack repetition factor	3				
	CQI Feedback (Table 5.2B.4)	4ms				
	CQI Repetition Factor (Table 5.2B.4)	2				
	Ahs = βhs/βc	30/15				
HSUPA Specific Settings	D E-DPCCH	6	8	8	5	7
	DHARQ	0	0	0	0	0
	AG Index	20	12	15	17	21
	Reference E-TFCIs	5	5	2	5	5
	ETFCI (from 34.121 Table C.11.1.3)	75	67	92	71	81
	Associated Max UL Data Rate kbps	242.1	174.9	482.8	205.8	308.9
	Reference E_TFCIs	E-TFCI 11 E-TFCI PO 4 E-TFCI 67 E-TFCI PO 18 E-TFCI 71 E-TFCI PO 23 E-TFCI 75 E-TFCI PO 26 E-TFCI 81 E-TFCI PO 27		E-TFCI 11 E-TFCI PO 4 E-TFCI 92 E-TFCI PO 18	E-TFCI 11 E-TFCI PO 4 E-TFCI 67 E-TFCI PO 18 E-TFCI 71 E-TFCI PO 23 E-TFCI 75 E-TFCI PO 26 E-TFCI 81 E-TFCI PO 27	

Note1: βed cannot be set directly, it is set by Absolute Grant Value.

UL VERIFICATION SERVICES INC. FORM NO: CCSUP4701I
47173 BENICIA STREET, FREMONT, CA 94538, USA TEL: (510) 771-1000 FAX: (510) 661-0888

This report shall not be reproduced except in full, without the written approval of UL Verification Services Inc.

8.4.1. UMTS HSUPA OUTPUT POWER RESULT

Band	Mode	Subset	Ch.	f(MHz)	Conducted Power (dBm)
					Avg (dBm)
Band 5	HSUPA	1	4132	826.4	22.2
			4183	836.6	21.7
			4233	846.6	22.0
		2	4132	826.4	21.1
			4183	836.6	21.1
			4233	846.6	21.3
		3	4132	826.4	21.3
			4183	836.6	21.3
			4233	846.6	21.3
		4	4132	826.4	21.2
			4183	836.6	21.4
			4233	846.6	21.5
		5	4132	826.4	22.2
			4183	836.6	22.3
			4233	846.6	22.3
Band 2	HSUPA	1	9262	1852.4	22.2
			9400	1880	21.9
			9538	1907.6	22.1
		2	9262	1852.4	20.9
			9400	1880	20.9
			9538	1907.6	20.7
		3	9262	1852.4	21.1
			9400	1880	21.0
			9538	1907.6	21.0
		4	9262	1852.4	21.2
			9400	1880	21.4
			9538	1907.6	21.5
		5	9262	1852.4	22.3
			9400	1880	22.3

UL VERIFICATION SERVICES INC. FORM NO: CCSUP4701I
47173 BENICIA STREET, FREMONT, CA 94538, USA TEL: (510) 771-1000 FAX: (510) 661-0888

This report shall not be reproduced except in full, without the written approval of UL Verification Services Inc.

			9538	1907.6	22.2

UL VERIFICATION SERVICES INC. FORM NO: CCSUP4701I
47173 BENICIA STREET, FREMONT, CA 94538, USA TEL: (510) 771-1000 FAX: (510) 661-0888

This report shall not be reproduced except in full, without the written approval of UL Verification Services Inc.

8.5. DC-HSDPA

The following tests were completed according to procedures in section 7.3.13 of 3GPP TS34.108 v9.5.0. A summary of these settings are illustrated below:

Downlink Physical Channels are set as per 3GPP TS34.121-1 v9.0.0 E.5.0

Table E.5.0: Levels for HSDPA connection setup

Parameter During Connection setup	Unit	Value
P-CPICH_Ec/Ior	dB	-10
P-CCPCH and SCH_Ec/Ior	dB	-12
PICH _Ec/Ior	dB	-15
HS-PDSCH	dB	off
HS-SCCH_1	dB	off
DPCH_Ec/Ior	dB	-5
OCNS_Ec/Ior	dB	-3.1

Call is set up as per 3GPP TS34.108 v9.5.0 sub clause 7.3.13

The configurations of the fixed reference channels for HSDPA RF tests are described in 3GPP TS 34.121, annex C for FDD and 3GPP TS 34.122.

UL VERIFICATION SERVICES INC. FORM NO: CCSUP4701I
47173 BENICIA STREET, FREMONT, CA 94538, USA TEL: (510) 771-1000 FAX: (510) 661-0888

This report shall not be reproduced except in full, without the written approval of UL Verification Services Inc.

Table C.8.1.12: Fixed Reference Channel H-Set 12

Parameter	Unit	Value
Nominal Avg. Inf. Bit Rate	kbps	60
Inter-TTI Distance	TTI's	1
Number of HARQ Processes	Processes	6
Information Bit Payload (N_{INF})	Bits	120
Number Code Blocks	Blocks	1
Binary Channel Bits Per TTI	Bits	960
Total Available SML's in UE	SML's	19200
Number of SML's per HARQ Proc.	SML's	3200
Coding Rate		0.15
Number of Physical Channel Codes	Codes	1
Modulation		QPSK
Note 1: The RMC is intended to be used for DC-HSDPA mode and both cells shall transmit with identical parameters as listed in the table. Note 2: Maximum number of transmission is limited to 1, i.e., retransmission is not allowed. The redundancy and constellation version 0 shall be used.		

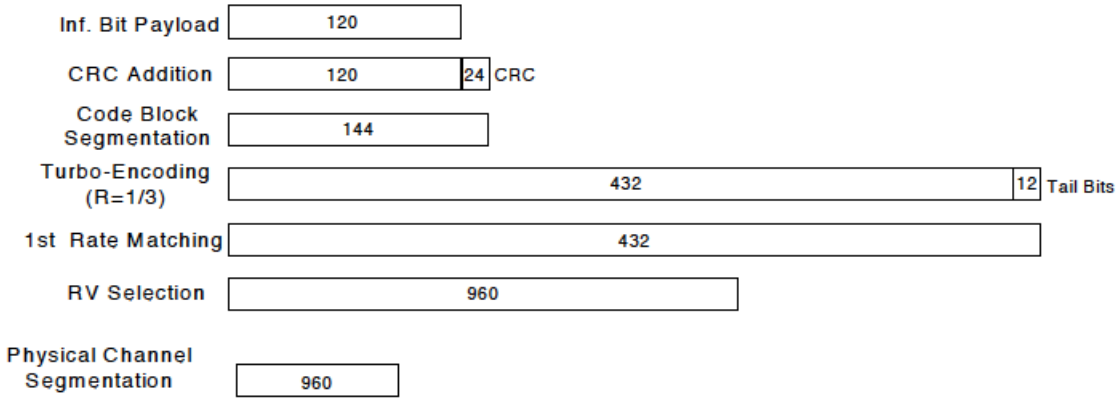

Figure C.8.19: Coding rate for Fixed reference Channel H-Set 12 (QPSK)

The following 4 Sub-tests for HSDPA were completed according to Release 6 procedures in section 5.2 of 3GPP TS34.121. A summary of subtest settings are illustrated below:

	Mode	Rel6 HSDPA	Rel6 HSDPA	Rel6 HSDPA	Rel6 HSDPA
	Subtest	1	2	3	4
WCDMA General Settings	Loopback Mode	Test Mode 1			
	Rel99 RMC	12.2kbps RMC			
	HSDPA FRC	H-Set1			
	Power Control Algorithm	Algorithm2			
	βc	2/15	12/15	15/15	15/15
	βd	15/15	15/15	8/15	4/15
	βd (SF)	64			

This report shall not be reproduced except in full, without the written approval of UL Verification Services Inc.

	βc/βd	2/15	12/15	15/8	15/4
	βhs	4/15	24/15	30/15	30/15
	MPR	0	0	0.5	0.5
HSDPA Specific Settings	DACK	8			
	DNAK	8			
	DCQI	8			
	Ack-Nack Repetition factor	3			
	CQI Feedback	4ms			
	CQI Repetition Factor	2			
	Ahs = βhs/ βc	30/15			

Up commands are set continuously to set the UE to Max power.

UL VERIFICATION SERVICES INC. FORM NO: CCSUP4701I
47173 BENICIA STREET, FREMONT, CA 94538, USA TEL: (510) 771-1000 FAX: (510) 661-0888

This report shall not be reproduced except in full, without the written approval of UL Verification Services Inc.

8.5.1. UMTS DC-HSDPA OUTPUT POWER RESULT

Band	Mode	Subset	Ch.	f(MHz)	Conducted Power (dBm)
					Avg (dBm)
Band 5	HSDPA	1	4132	826.4	22.2
			4183	836.6	22.3
			4233	846.6	22.3
		2	4132	826.4	22.2
			4183	836.6	22.3
			4233	846.6	22.3
		3	4132	826.4	21.7
			4183	836.6	21.8
			4233	846.6	21.8
		4	4132	826.4	21.7
			4183	836.6	21.8
			4233	846.6	21.8
Band 2	HSDPA	1	9262	1852.4	22.2
			9400	1880	22.1
			9538	1907.6	22.3
		2	9262	1852.4	22.3
			9400	1880	22.2
			9538	1907.6	22.4
		3	9262	1852.4	21.7
			9400	1880	21.6
			9538	1907.6	21.7
		4	9262	1852.4	21.7
			9400	1880	21.6
			9538	1907.6	21.7

UL VERIFICATION SERVICES INC. FORM NO: CCSUP4701I
47173 BENICIA STREET, FREMONT, CA 94538, USA TEL: (510) 771-1000 FAX: (510) 661-0888

This report shall not be reproduced except in full, without the written approval of UL Verification Services Inc.

8.7. LTE OUTPUT VERIFICATION

8.7.1. LTE OUTPUT RESULT

Band	Frequency (MHz)	Modulation	BW (MHz)	RB Size	RB Offset	Average Power (dBm)
LTE41	2565	QPSK	20	1	0	23.50
				1	49	23.60
				1	99	23.60
				50	0	22.30
				50	24	22.30
				50	49	22.30
				100	0	22.30
	2565	16QAM		1	0	22.50
				1	49	22.40
				1	99	22.60
				50	0	21.30
				50	24	21.40
				50	49	21.30
				100	0	21.30
	2593	QPSK		1	0	24.00
				1	49	24.00
				1	99	23.90
				50	0	22.80
				50	24	22.70
				50	49	22.70
				100	0	22.80
	2593	16QAM		1	0	23.00
				1	49	22.90
				1	99	22.90
				50	0	21.50
				50	24	21.50
				50	49	21.50
				100	0	21.70
	2645	QPSK		1	0	24.00
				1	49	24.00
				1	99	23.70
				50	0	23.00
				50	24	23.00
				50	49	23.00
				100	0	23.00
	2645	16QAM		1	0	23.00
				1	49	23.00
				1	99	23.00
				50	0	22.00
				50	24	22.00
				50	49	22.00
				100	0	22.00

UL VERIFICATION SERVICES INC. FORM NO: CCSUP4701I
47173 BENICIA STREET, FREMONT, CA 94538, USA TEL: (510) 771-1000 FAX: (510) 661-0888

This report shall not be reproduced except in full, without the written approval of UL Verification Services Inc.

Band	Frequency (MHz)	Modulation	BW (MHz)	RB Size	RB Offset	Average Power (dBm)
LTE41	2562.5	QPSK	15	1	0	23.50
				1	37	23.40
				1	74	23.50
				37	0	22.20
				37	17	22.20
				37	36	22.10
				75	0	22.10
	2562.5	16QAM		1	0	22.50
				1	37	22.50
				1	74	22.40
				37	0	21.30
				37	17	21.30
				37	36	21.30
				75	0	21.20
	2593	QPSK		1	0	23.70
				1	37	23.60
				1	74	23.70
				37	0	22.60
				37	17	22.50
				37	36	22.60
				75	0	22.60
	2593	16QAM		1	0	22.80
				1	37	22.80
				1	74	22.80
				37	0	21.60
				37	17	21.60
				37	36	21.70
				75	0	21.70
	2647.5	QPSK		1	0	24.00
				1	37	24.00
				1	74	23.80
				37	0	23.00
				37	17	23.00
				37	36	23.00
				75	0	23.00
	2647.5	16QAM		1	0	23.00
				1	37	23.00
				1	74	23.00
				37	0	22.00
				37	17	22.00
				37	36	22.00
				75	0	22.00

UL VERIFICATION SERVICES INC. FORM NO: CCSUP4701I
47173 BENICIA STREET, FREMONT, CA 94538, USA TEL: (510) 771-1000 FAX: (510) 661-0888

This report shall not be reproduced except in full, without the written approval of UL Verification Services Inc.

Band	Frequency (MHz)	Modulation	BW (MHz)	RB Size	RB Offset	Average Power (dBm)
LTE41	2560	QPSK	10	1	0	23.30
				1	24	23.40
				1	49	23.40
				25	0	22.20
				25	11	22.20
				25	24	22.20
				50	0	22.10
	2560	16QAM		1	0	22.40
				1	24	22.40
				1	49	22.40
				25	0	21.20
				25	11	21.30
				25	24	21.30
				50	0	21.20
	2593	QPSK		1	0	23.90
				1	24	23.80
				1	49	23.80
				25	0	22.70
				25	11	22.60
				25	24	22.70
				50	0	22.50
	2593	16QAM		1	0	23.00
				1	24	23.00
				1	49	23.00
				25	0	21.60
				25	11	21.60
				25	24	21.60
				50	0	21.60
	2650	QPSK		1	0	24.00
				1	24	24.00
				1	49	23.90
				25	0	23.00
				25	11	23.00
				25	24	23.00
				50	0	23.00
	2650	16QAM		1	0	23.00
				1	24	23.00
				1	49	23.00
				25	0	22.00
				25	11	22.00
				25	24	22.00
				50	0	22.00

UL VERIFICATION SERVICES INC. FORM NO: CCSUP4701I
47173 BENICIA STREET, FREMONT, CA 94538, USA TEL: (510) 771-1000 FAX: (510) 661-0888

This report shall not be reproduced except in full, without the written approval of UL Verification Services Inc.

Band	Frequency (MHz)	Modulation	BW (MHz)	RB Size	RB Offset	Average Power (dBm)
LTE41	2557.5	QPSK	5	1	0	23.50
				1	11	23.40
				1	24	23.50
				12	0	22.30
				12	5	22.30
				12	11	22.40
				25	0	22.20
	2557.5	16QAM		1	0	22.90
				1	11	22.90
				1	24	22.90
				12	0	21.40
				12	5	21.40
				12	11	21.50
				25	0	21.20
	2593	QPSK		1	0	23.70
				1	11	23.70
				1	24	23.70
				12	0	22.70
				12	5	22.70
				12	11	22.70
				25	0	22.60
	2593	16QAM		1	0	22.50
				1	11	22.40
				1	24	22.40
				12	0	21.70
				12	5	21.70
				12	11	21.70
				25	0	21.70
	2652.5	QPSK		1	0	24.00
				1	11	24.00
				1	24	23.80
				12	0	23.00
				12	5	23.00
				12	11	23.00
				25	0	23.00
	2652.5	16QAM		1	0	23.00
				1	11	23.00
				1	24	23.00
				12	0	22.00
				12	5	22.00
				12	11	22.00
				25	0	22.00

UL VERIFICATION SERVICES INC. FORM NO: CCSUP4701I
47173 BENICIA STREET, FREMONT, CA 94538, USA TEL: (510) 771-1000 FAX: (510) 661-0888

This report shall not be reproduced except in full, without the written approval of UL Verification Services Inc.

9. PEAK TO AVERAGE RATIO

Test Procedure

Per KDB 971168 D01 Power Meas License Digital Systems v02r01

Test Spec

In addition, when the transmitter power is measured in terms of average value, the peak-to-average ratio of the power shall not exceed 13 dB.

9.1. CONDUCTED PEAK TO AVERAGE RESULT

LTE Band 41

Band LTE41 20MHz 16QAM	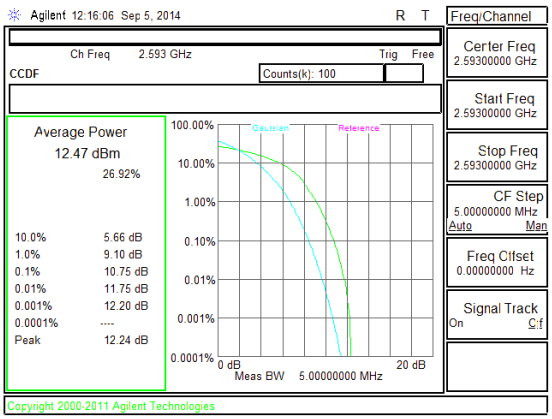 Band LTE41 20MHz 16QAM Mid channel	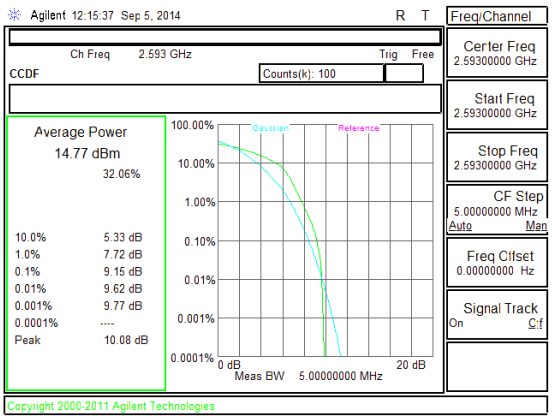 Band LTE41 20MHz QPSK Mid channel

UL VERIFICATION SERVICES INC. FORM NO: CCSUP4701I
47173 BENICIA STREET, FREMONT, CA 94538, USA TEL: (510) 771-1000 FAX: (510) 661-0888

This report shall not be reproduced except in full, without the written approval of UL Verification Services Inc.

Band LTE41 15MHz 16QAM	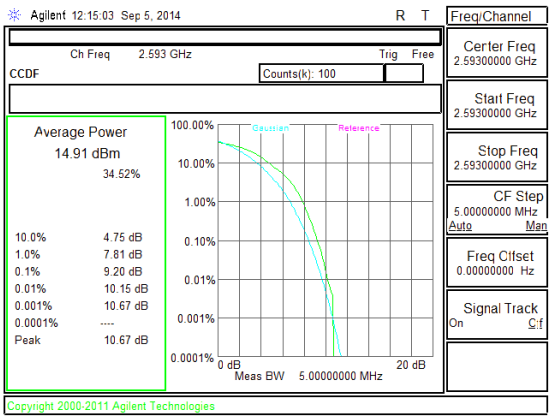 Band LTE41 15MHz 16QAM Mid channel	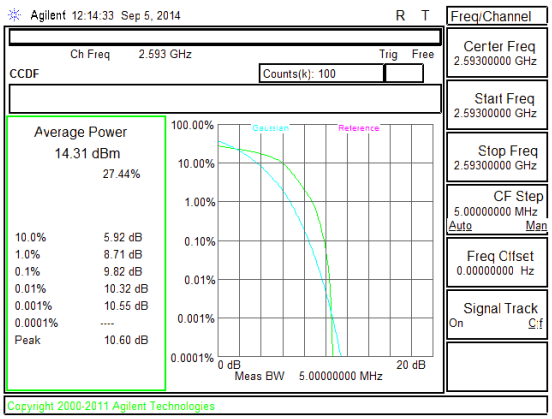 Band LTE41 15MHz QPSK Mid channel
Band LTE41 10MHz 16QAM	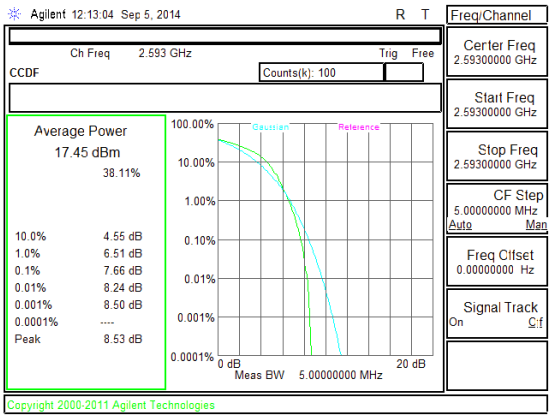 Band LTE41 10MHz 16QAM Mid channel	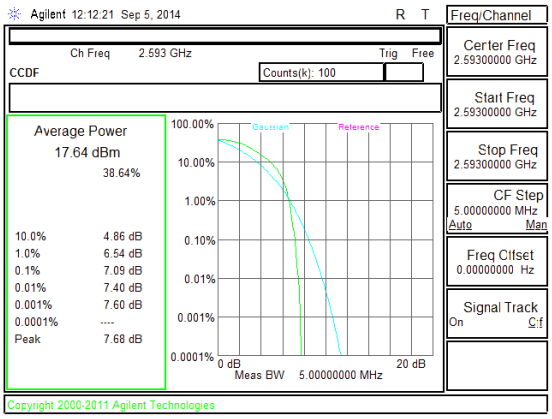 Band LTE41 10MHz QPSK Mid channel

UL VERIFICATION SERVICES INC. FORM NO: CCSUP4701I
47173 BENICIA STREET, FREMONT, CA 94538, USA TEL: (510) 771-1000 FAX: (510) 661-0888

This report shall not be reproduced except in full, without the written approval of UL Verification Services Inc.

Band LTE41 5MHz 16QAM	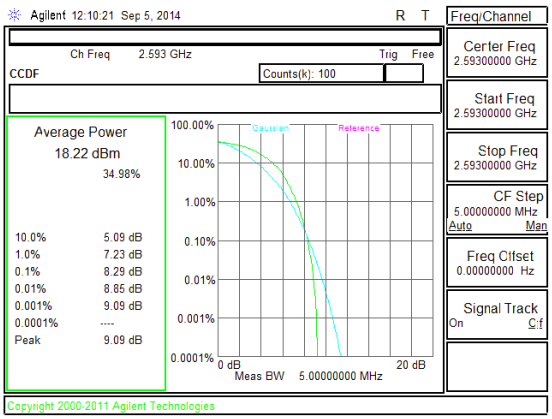 Band LTE41 5MHz 16QAM Mid channel	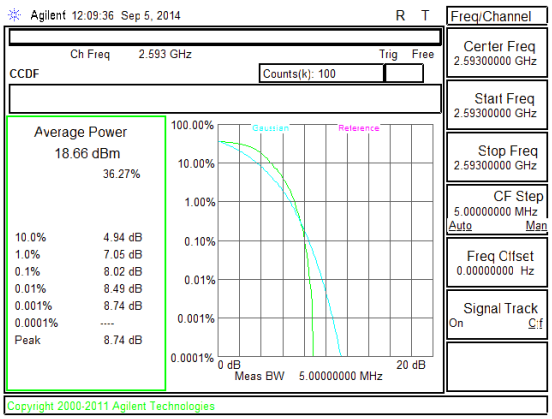 Band LTE41 5MHz QPSK Mid channel

UL VERIFICATION SERVICES INC. FORM NO: CCSUP4701I
47173 BENICIA STREET, FREMONT, CA 94538, USA TEL: (510) 771-1000 FAX: (510) 661-0888

This report shall not be reproduced except in full, without the written approval of UL Verification Services Inc.

GSM

GSM 850	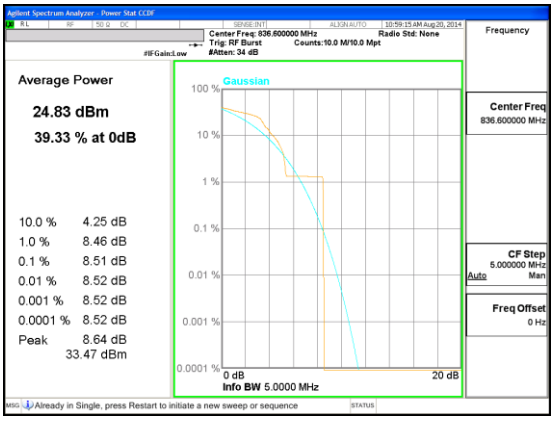 EGPRS	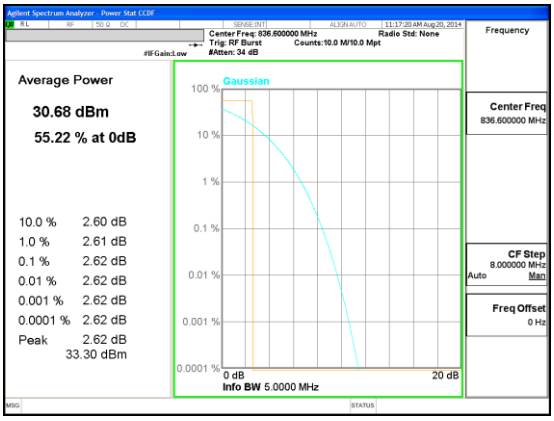 GPRS
GSM 1900	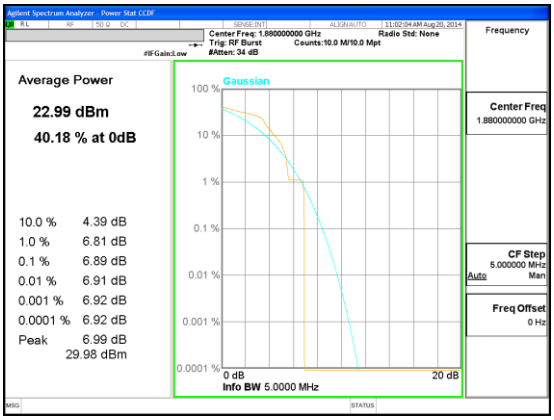 EGPRS	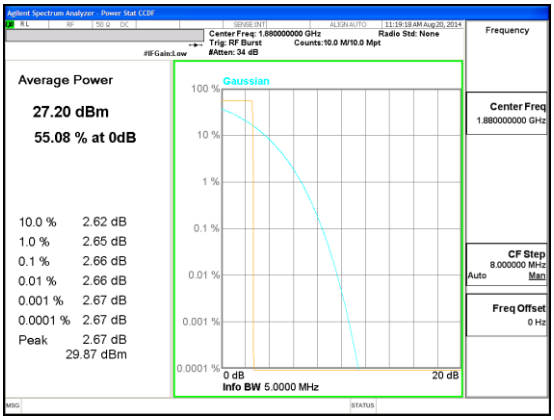 GPRS

UL VERIFICATION SERVICES INC. FORM NO: CCSUP4701I
47173 BENICIA STREET, FREMONT, CA 94538, USA TEL: (510) 771-1000 FAX: (510) 661-0888

This report shall not be reproduced except in full, without the written approval of UL Verification Services Inc.

WCDMA

Band Band 2 HSDPA	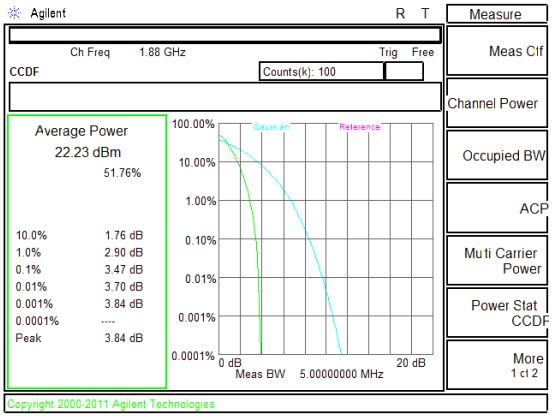 Band WCDMA B2 HSDPA	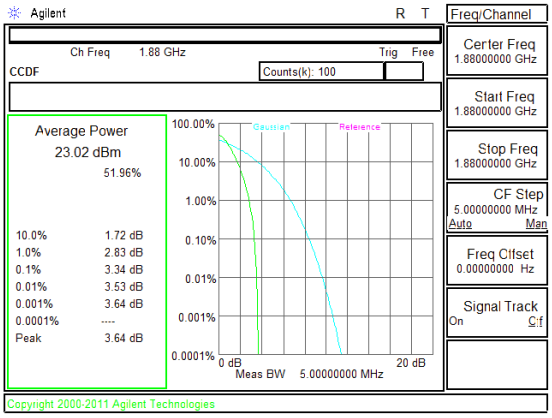 Band WCDMA B2 REL99
Band Band 5 HSDPA	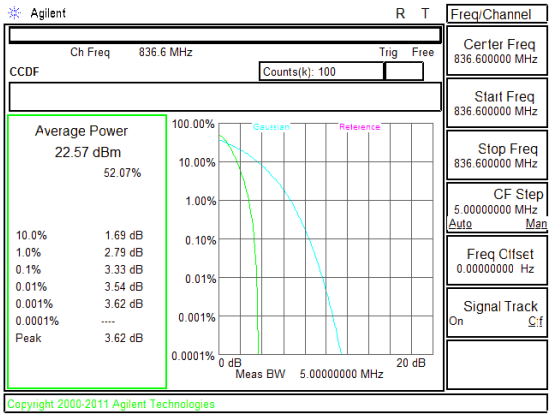 Band WCDMA B5 HSDPA	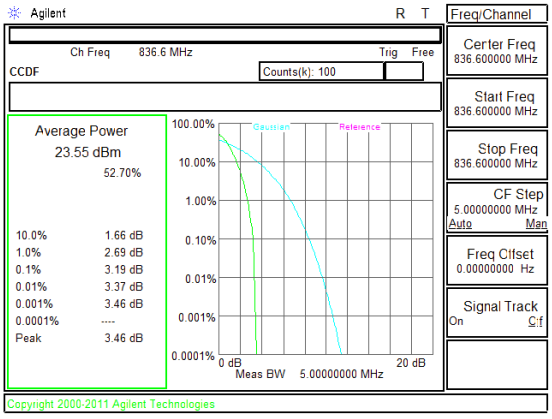 Band WCDMA B5 REL99

UL VERIFICATION SERVICES INC. FORM NO: CCSUP4701I
47173 BENICIA STREET, FREMONT, CA 94538, USA TEL: (510) 771-1000 FAX: (510) 661-0888

This report shall not be reproduced except in full, without the written approval of UL Verification Services Inc.

10. LIMITS AND CONDUCTED RESULTS

10.1. OCCUPIED BANDWIDTH

RULE PART(S)

FCC: §2.1049
IC: RSS-132, 4.5; RSS-133, 6.5

LIMITS

For reporting purposes only

TEST PROCEDURE

The transmitter output was connected to a calibrated coaxial cable and coupler, the other end of which was connected to a spectrum analyzer. The occupied bandwidth was measured with the spectrum analyzer at the low, middle and high channel in each band. The -26dB bandwidth was also measured and recorded.

(KDB 971168 D01 Power Meas License Digital Systems v02r01 - 06/07/2013)

MODES TESTED

GSM 850, GSM 1900, WCDMA Band 2, WCDMA Band 5, LTE Band 41

UL VERIFICATION SERVICES INC. FORM NO: CCSUP4701I
47173 BENICIA STREET, FREMONT, CA 94538, USA TEL: (510) 771-1000 FAX: (510) 661-0888

This report shall not be reproduced except in full, without the written approval of UL Verification Services Inc.

10.1.1. OCCUPIED BANDWIDTH RESULTS

Band	Mode	Channel	f (MHz)	99% BW (KHz)	-26dB BW (KHz)
GSM850	GMSK	128	824.2		
		190	836.6		
		251	848.8		
	GPRS	128	824.2	256.5771	359.184
		190	836.6	269.4297	326.902
		251	848.8	258.4003	343.409
	EGPRS	128	824.2	260.3194	359.099
		190	836.6	271.3164	345.628
		251	848.8	271.1213	365.936
GSM1900	GMSK	512	1850.2		
		661	1880		
		810	1909.8		
	GPRS	512	1850.2	247.30	320.86
		661	1880	238.81	315.47
		810	1909.8	246.06	320.14
	EGPRS	512	1850.2	234.76	292.42
		661	1880	251.94	311.17
		810	1909.8	239.07	310.23

UL VERIFICATION SERVICES INC. FORM NO: CCSUP4701I
47173 BENICIA STREET, FREMONT, CA 94538, USA TEL: (510) 771-1000 FAX: (510) 661-0888

This report shall not be reproduced except in full, without the written approval of UL Verification Services Inc.

Band	Mode	Channel	f (MHz)	99% BW (MHz)	-26dB BW (MHz)
Band 5	REL99	4132	826.4	4.1669	4.639
		4183	836.6	4.1494	4.635
		4233	846.6	4.1439	4.619
	HSDPA	4132	826.4	4.1495	4.631
		4183	836.6	4.1398	4.612
		4233	846.6	4.1524	4.632
	HSUPA	4132	826.4		
		4183	836.6		
		4233	846.6		
Band 2	REL99	9262	1852.4	4.1463	4.6130
		9400	1880	4.1350	4.6200
		9538	1907.6	4.1529	4.6280
	HSDPA	9262	1852.4	4.1267	4.6030
		9400	1880	4.1308	4.6440
		9538	1907.6	4.1369	4.6180
	HSUPA	9262	1852.4		
		9400	1880		
		9538	1907.6		

UL VERIFICATION SERVICES INC. FORM NO: CCSUP4701I
47173 BENICIA STREET, FREMONT, CA 94538, USA TEL: (510) 771-1000 FAX: (510) 661-0888

This report shall not be reproduced except in full, without the written approval of UL Verification Services Inc.

10.1.2. LTE OCCUPIED BANDWIDTH RESULTS

Band	BW(MHz)	Mode	RB/RB Size	f (MHz)	99% BW (MHz)	-26dB BW (MHz)
LTE41	20	QPSK	100/0	2565	17.820	19.040
			100/0	2593	17.862	19.100
			100/0	2645	17.837	19.010
		16QAM	100/0	2565	17.833	19.050
			100/0	2593	17.842	19.010
			100/0	2645	17.801	19.110

Band	BW(MHz)	Mode	RB/RB Size	f (MHz)	99% BW (MHz)	-26dB BW (MHz)
LTE41	15	QPSK	75/0	2562.5	13.391	14.400
			75/0	2593	13.408	14.490
			75/0	2647.5	13.386	14.410
		16QAM	75/0	2562.5	13.420	14.510
			75/0	2593	13.416	14.460
			75/0	2647.5	13.420	14.490

Band	BW(MHz)	Mode	RB/RB Size	f (MHz)	99% BW (MHz)	-26dB BW (MHz)
LTE41	10	QPSK	50/0	2560	8.941	9.699
			50/0	2593	8.922	9.711
			50/0	2650	8.935	9.658
		16QAM	50/0	2560	8.941	9.549
			50/0	2593	8.939	9.510
			50/0	2650	8.936	9.697

UL VERIFICATION SERVICES INC. FORM NO: CCSUP4701I
47173 BENICIA STREET, FREMONT, CA 94538, USA TEL: (510) 771-1000 FAX: (510) 661-0888

This report shall not be reproduced except in full, without the written approval of UL Verification Services Inc.

Band	BW(MHz)	Mode	RB/RB Size	f (MHz)	99% BW (MHz)	-26dB BW (MHz)
LTE41	5	QPSK	25/0	2557.5	4.485	4.922
			25/0	2593	4.484	4.899
			25/0	2652.5	4.477	4.897
		16QAM	25/0	2557.5	4.475	4.929
			25/0	2593	4.469	4.904
			25/0	2652.5	4.472	4.875

UL VERIFICATION SERVICES INC. FORM NO: CCSUP4701I
47173 BENICIA STREET, FREMONT, CA 94538, USA TEL: (510) 771-1000 FAX: (510) 661-0888

This report shall not be reproduced except in full, without the written approval of UL Verification Services Inc.

10.1.3. OCCUPIED BANDWIDTH PLOTS

Band LTE41 20MHz 16QAM	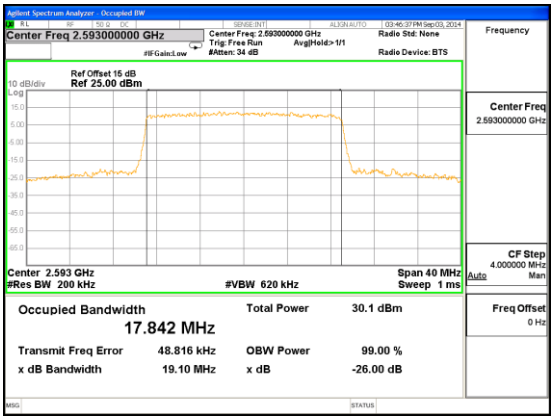 Band LTE41 20MHz OBW 16QAM Mid Channel FRB.gif	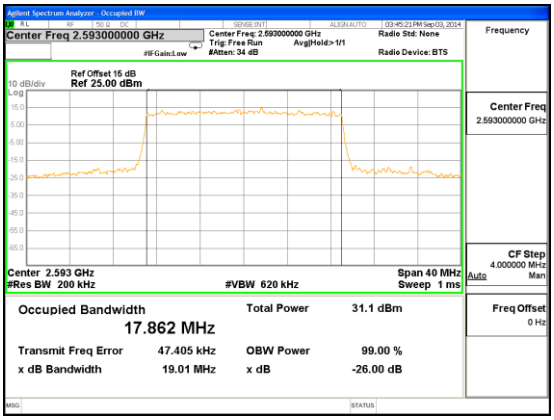 Band LTE41 20MHz OBW QPSK Mid Channel FRB.gif

This report shall not be reproduced except in full, without the written approval of UL Verification Services Inc.

Band LTE41 15MHz 16QAM	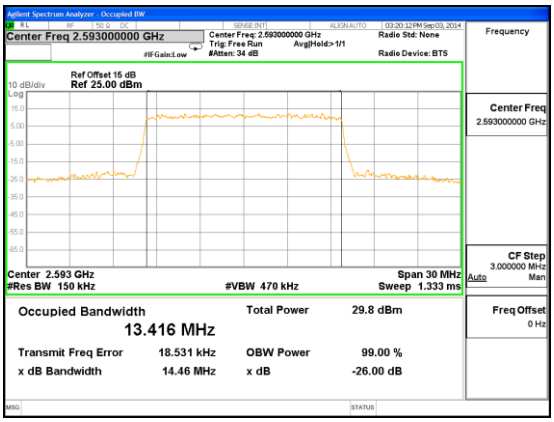 Band LTE41 15MHz OBW 16QAM Mid Channel FRB.gif	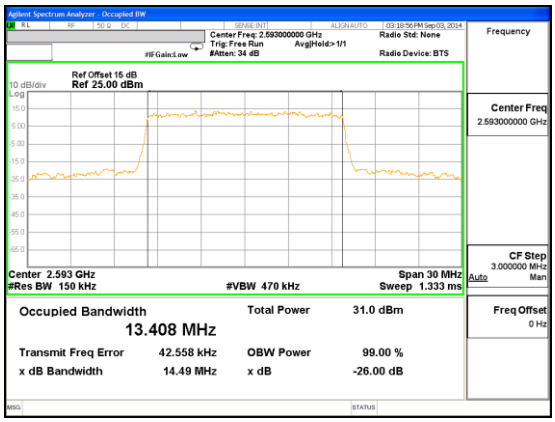 Band LTE41 15MHz OBW QPSK Mid Channel FRB.gif
Band LTE41 10MHz 16QAM	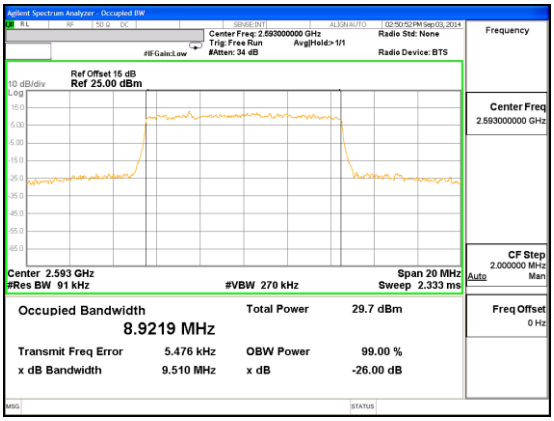 Band LTE41 10MHz OBW 16QAM Mid Channel FRB.gif	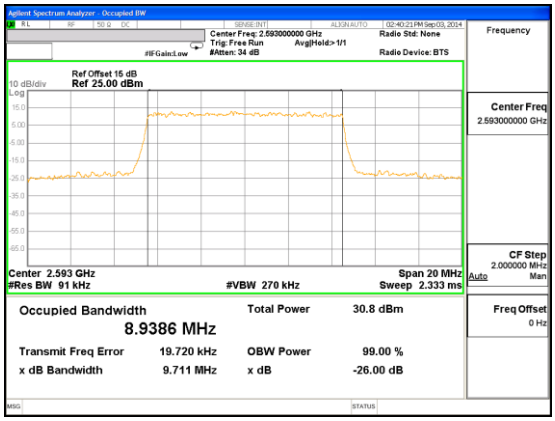 Band LTE41 10MHz OBW QPSK Mid Channel FRB.gif

UL VERIFICATION SERVICES INC. FORM NO: CCSUP4701I
47173 BENICIA STREET, FREMONT, CA 94538, USA TEL: (510) 771-1000 FAX: (510) 661-0888

This report shall not be reproduced except in full, without the written approval of UL Verification Services Inc.

Band LTE41 5MHz 16QAM	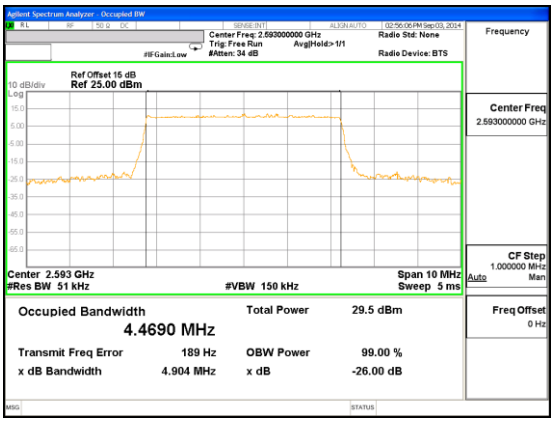 Band LTE41 5MHz OBW 16QAM Mid Channel FRB.gif	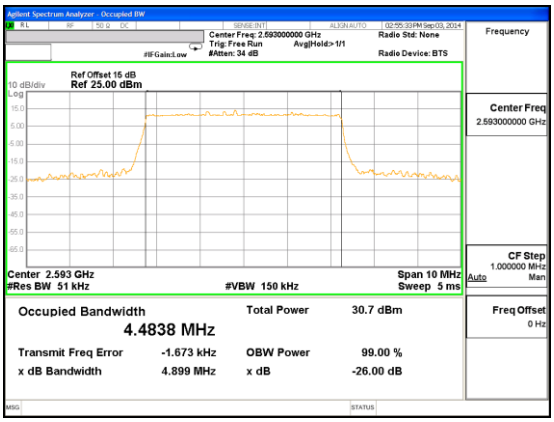 Band LTE41 5MHz OBW QPSK Mid Channel FRB.gif
Band Band 2 HSDPA	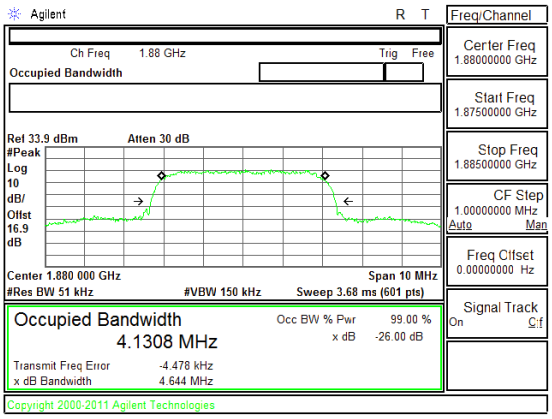 Band WCDMA B2 HSDPA OBW	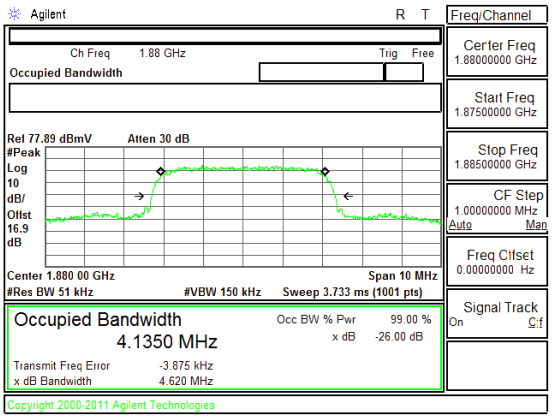 Band WCDMA B2 REL99 OBW

UL VERIFICATION SERVICES INC. FORM NO: CCSUP4701I
47173 BENICIA STREET, FREMONT, CA 94538, USA TEL: (510) 771-1000 FAX: (510) 661-0888

This report shall not be reproduced except in full, without the written approval of UL Verification Services Inc.

Band

Band 5

HSDPA

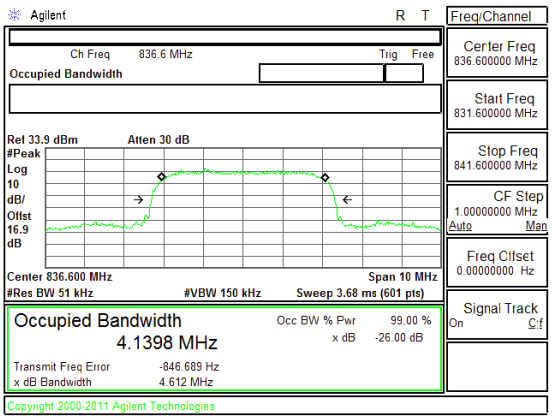

Band WCDMA B5 HSDPA OBW

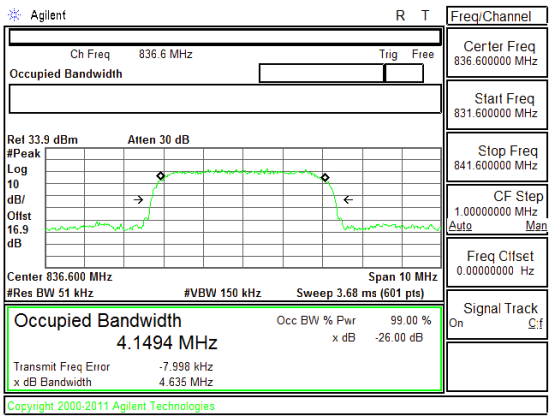

Band WCDMA B5 REL99 OBW

Band

GSM 1900

EGPRS

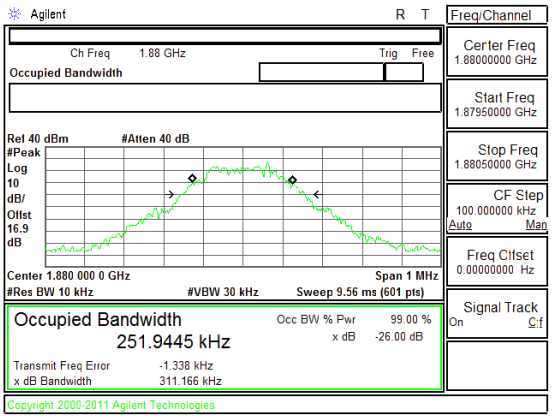

Band GSM1900 EGPRS OBW Mid channel

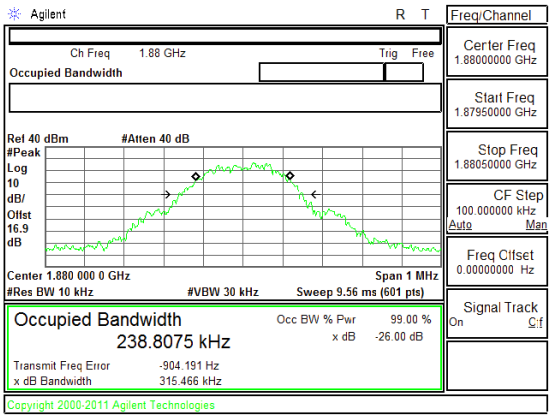

Band GSM1900 GPRS OBW Mid channel

This report shall not be reproduced except in full, without the written approval of UL Verification Services Inc.

Band GSM 850 EGPRS	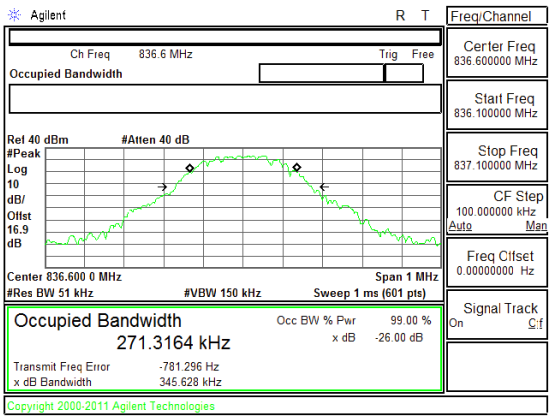 Band GSM850 EGPRS OBW Mid channel	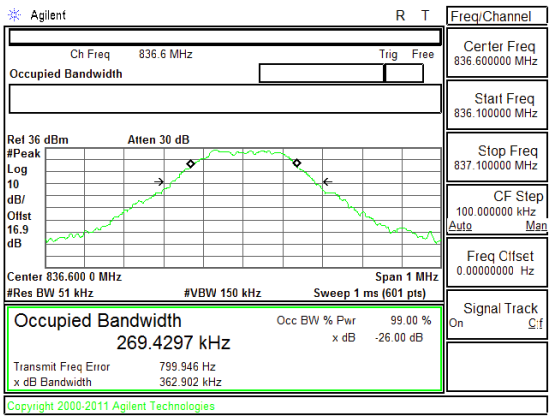 Band GSM850 GPRS OBW Mid channel

This report shall not be reproduced except in full, without the written approval of UL Verification Services Inc.

10.2. BAND EDGE EMISSIONS

RULE PART(S)

FCC: §22.359, §24.238, §27. 53

LIMITS

The power of any emission outside of the authorized operating frequency ranges must be attenuated below the transmitting power (P) by a factor of at least 43 + 10 log (P) dB.

Part 27: (m)(4) For mobile station, the attenuation factor shall be not less than 43+10Log(P)dB at the channel edge and (55+10Log(P)dB) at 5.5MHz from the channel edges.

TEST PROCEDURE

Per KDB 971168 D01 Power Meas License Digital Systems v02r01
The transmitter output was connected to an Agilent 8960 or a CMW500 Test Set and configured to operate at maximum power. The band edge emissions were measured at the required operating frequencies in each band on the Spectrum Analyzer.

MODES TESTED

GSM 850, GSM 1900, WCDMA Band 2, WCDMA Band 5, LTE Band 41

RESULTS

UL VERIFICATION SERVICES INC. FORM NO: CCSUP4701I
47173 BENICIA STREET, FREMONT, CA 94538, USA TEL: (510) 771-1000 FAX: (510) 661-0888

This report shall not be reproduced except in full, without the written approval of UL Verification Services Inc.

10.2.1. BAND EDGE PLOTS

Band Band 2 HSDPA	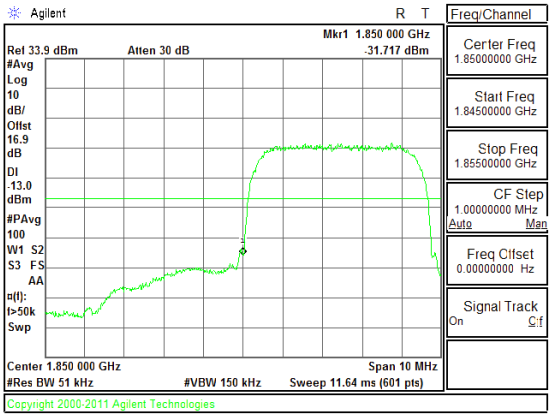 Band WCDMA B2 HSDPA CBE	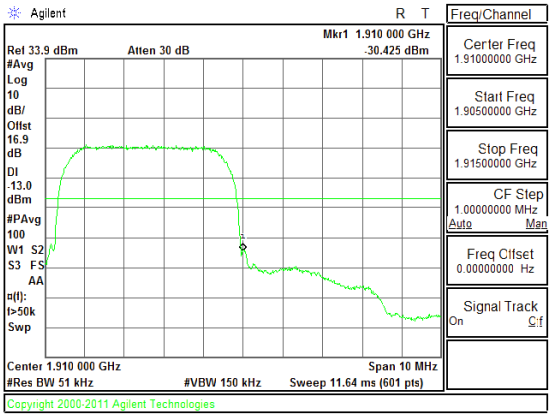 Band WCDMA B2 HSDPA CBE
Band Band 2 REL99	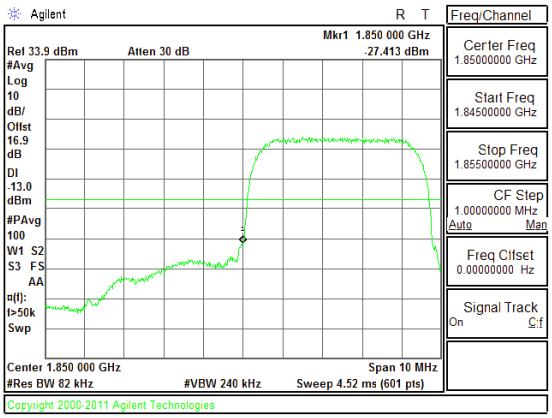 Band WCDMA B2 REL99 CBE	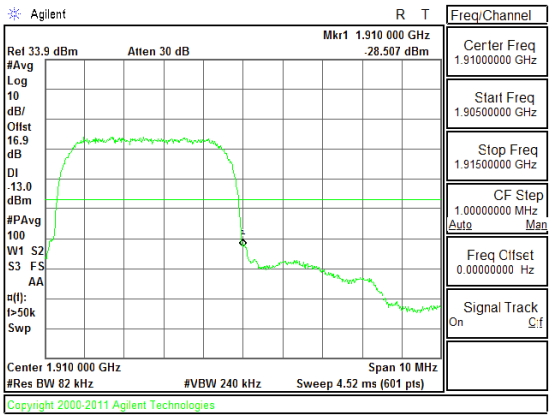 Band WCDMA B2 REL99 CBE

UL VERIFICATION SERVICES INC. FORM NO: CCSUP4701I
47173 BENICIA STREET, FREMONT, CA 94538, USA TEL: (510) 771-1000 FAX: (510) 661-0888

This report shall not be reproduced except in full, without the written approval of UL Verification Services Inc.

Band

Band 5

HSDPA

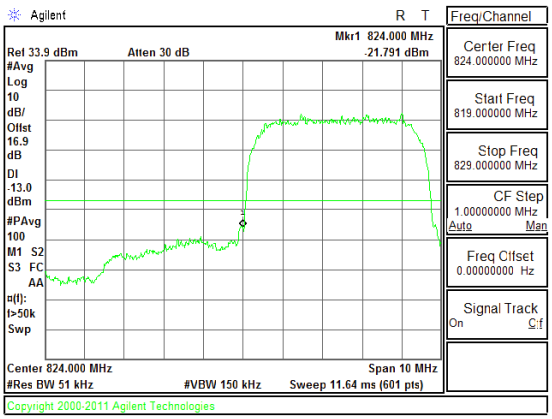

Band WCDMA B5 HSDPA CBE

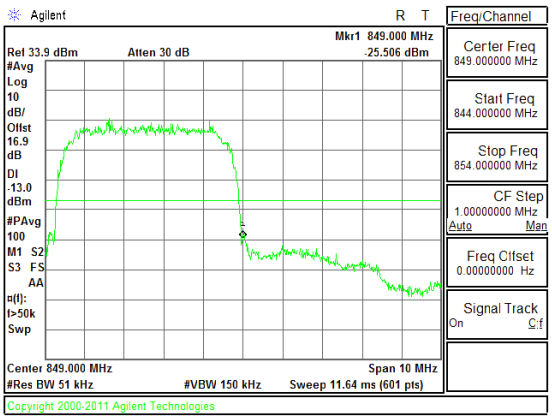

Band WCDMA B5 HSDPA CBE

Band

Band 5

REL99

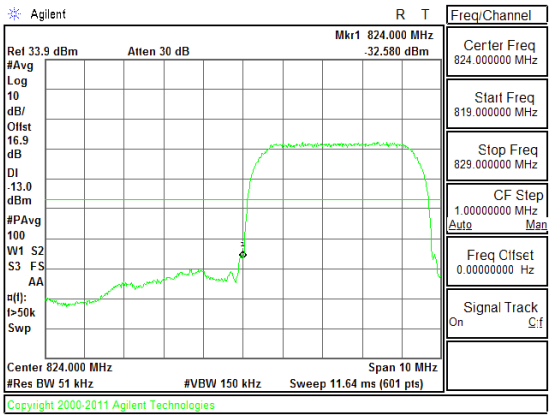

Band WCDMA B5 REL99 CBE

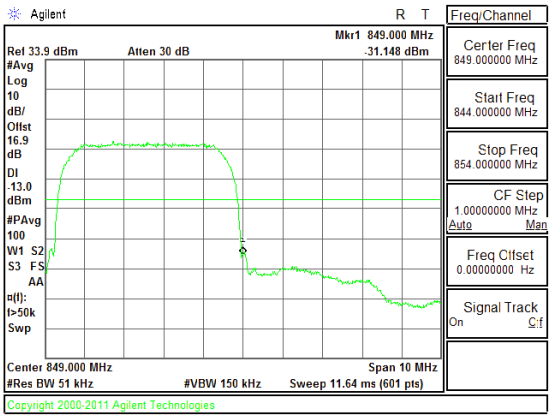

Band WCDMA B5 REL99 CBE

UL VERIFICATION SERVICES INC. FORM NO: CCSUP4701I
47173 BENICIA STREET, FREMONT, CA 94538, USA TEL: (510) 771-1000 FAX: (510) 661-0888

This report shall not be reproduced except in full, without the written approval of UL Verification Services Inc.

Band GSM 1900 EGPRS	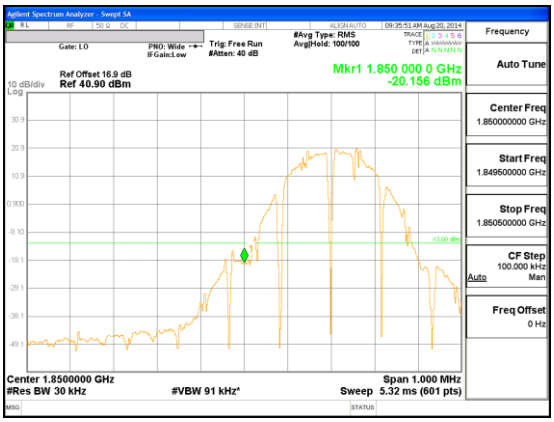 Band GSM1900 EGPRS CBE Low channel	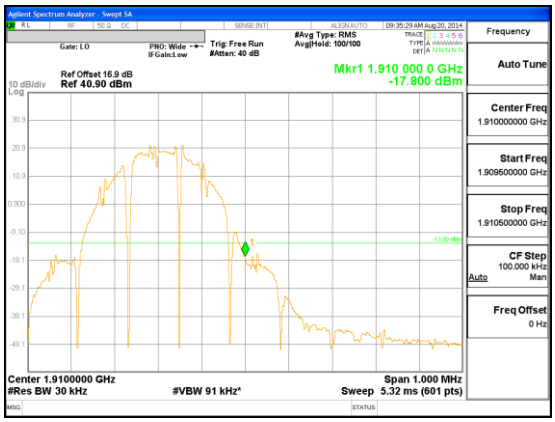 Band GSM1900 EGPRS CBE High channel
Band GSM 1900 GPRS	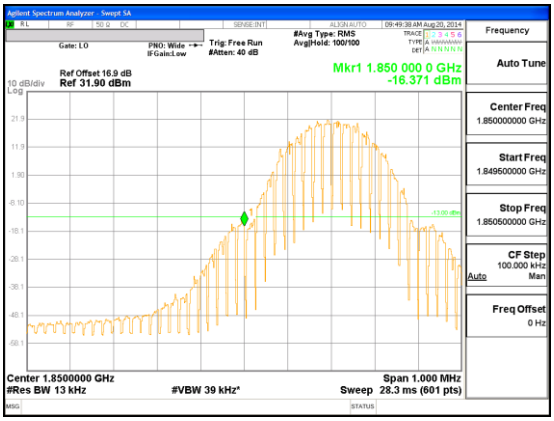 Band GSM1900 GPRS CBE Low channel	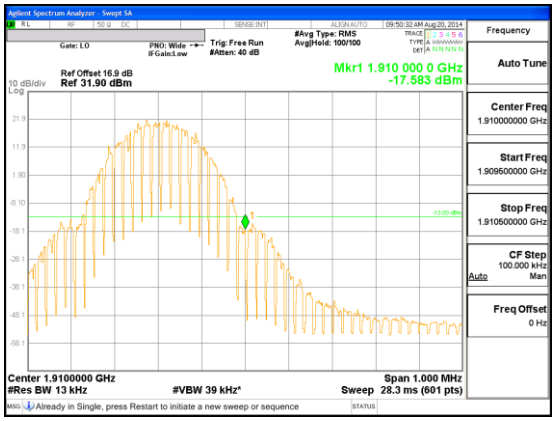 Band GSM1900 GPRS CBE High channel

UL VERIFICATION SERVICES INC. FORM NO: CCSUP4701I
47173 BENICIA STREET, FREMONT, CA 94538, USA TEL: (510) 771-1000 FAX: (510) 661-0888

This report shall not be reproduced except in full, without the written approval of UL Verification Services Inc.

Band GSM 850 EGPRS	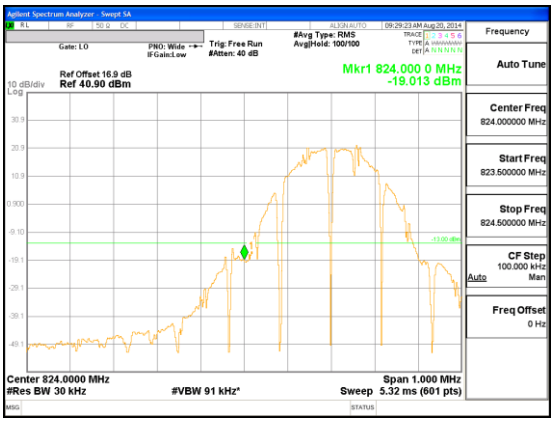 Band GSM850 EGPRS CBE Low channel	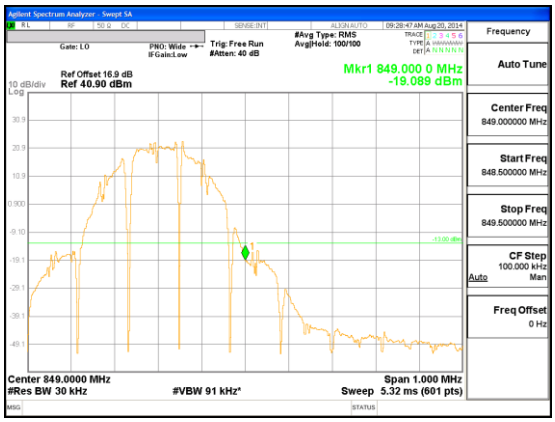 Band GSM850 EGPRS CBE High channel
Band GSM 850 GPRS	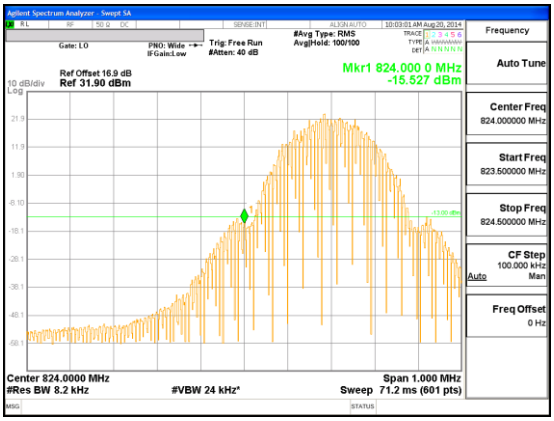 Band GSM850 GPRS CBE Low channel	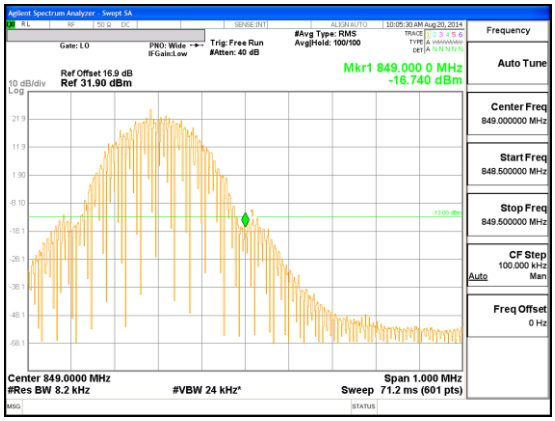 Band GSM850 GPRS CBE High channel

UL VERIFICATION SERVICES INC. FORM NO: CCSUP4701I
47173 BENICIA STREET, FREMONT, CA 94538, USA TEL: (510) 771-1000 FAX: (510) 661-0888

This report shall not be reproduced except in full, without the written approval of UL Verification Services Inc.

10.2.2. EMISSION MASK PLOTS

Band LTE41 20MHz 16QAM	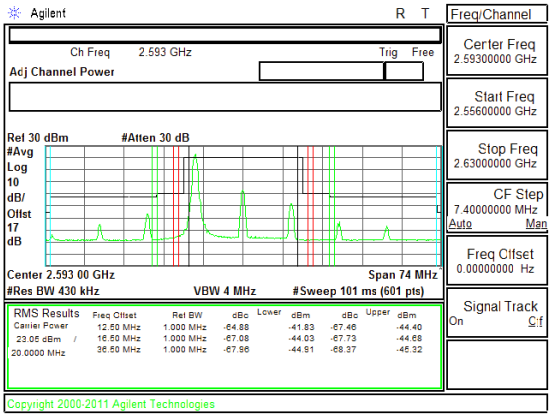 Band LTE41 20MHz EM 16QAM Mid Channel 1RB.gif	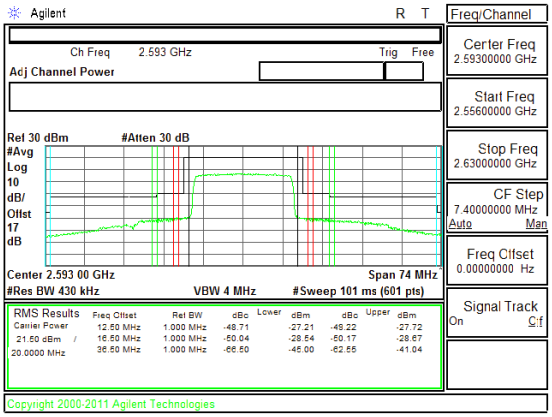 Band LTE41 20MHz EM 16QAM Mid Channel FRB.gif
Band LTE41 20MHz QPSK	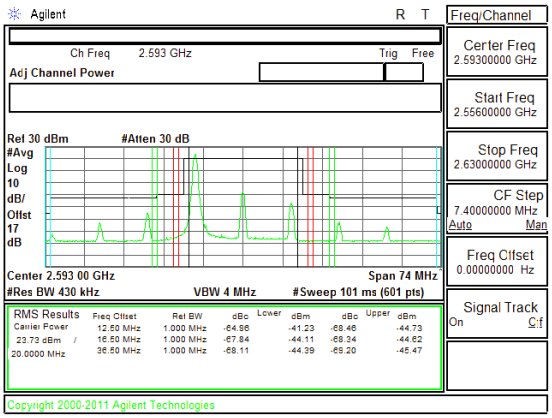 Band LTE41 20MHz EM QPSK 1RB.gif	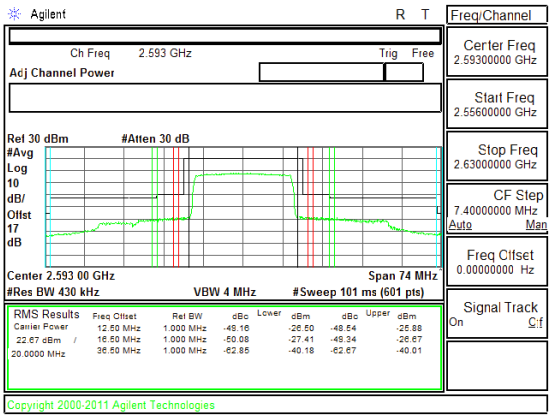 Band LTE41 20MHz EM QPSK FRB.gif

This report shall not be reproduced except in full, without the written approval of UL Verification Services Inc.

Band LTE41 15MHz 16QAM	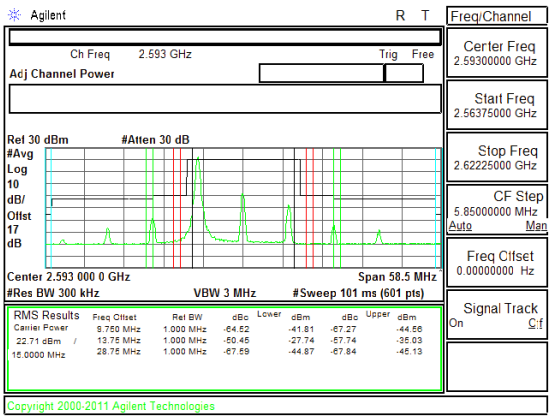 Band LTE41 15MHz EM 16QAM Mid Channel 1RB.gif	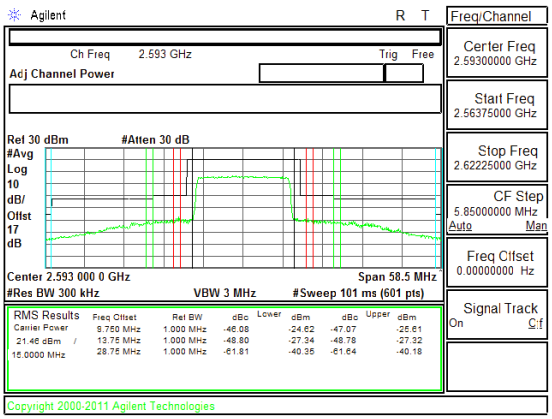 Band LTE41 15MHz EM 16QAM Mid Channel FRB.gif
Band LTE41 15MHz QPSK	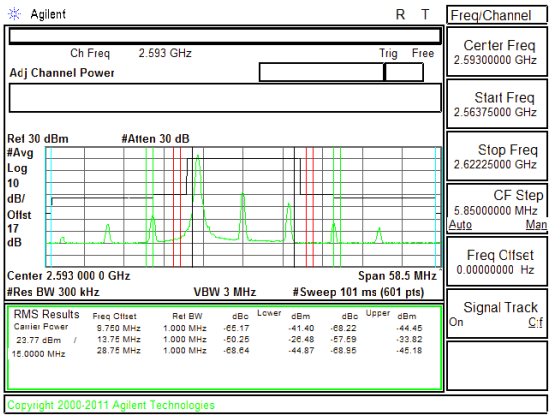 Band LTE41 15MHz EM QPSK 1RB.gif	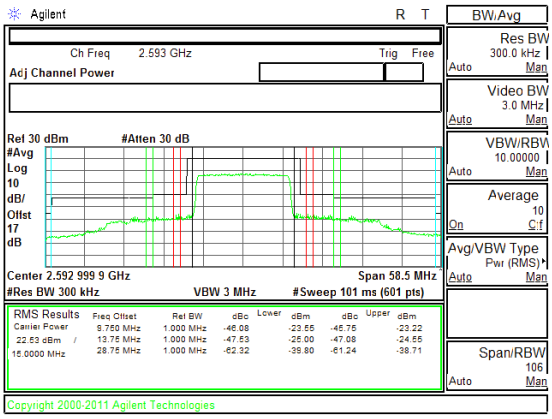 Band LTE41 15MHz EM QPSK FRB.gif

UL VERIFICATION SERVICES INC. FORM NO: CCSUP4701I
47173 BENICIA STREET, FREMONT, CA 94538, USA TEL: (510) 771-1000 FAX: (510) 661-0888

This report shall not be reproduced except in full, without the written approval of UL Verification Services Inc.

Band LTE41 10MHz 16QAM	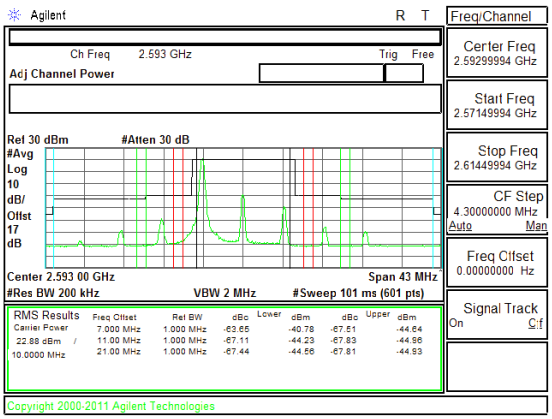 Band LTE41 10MHz EM 16QAM Mid Channel 1RB.gif	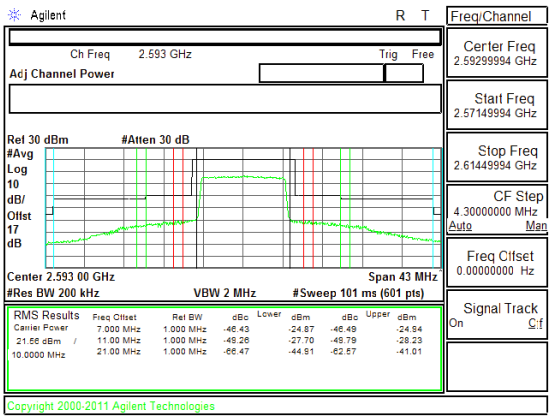 Band LTE41 10MHz EM 16QAM Mid Channel FRB.gif
Band LTE41 10MHz QPSK	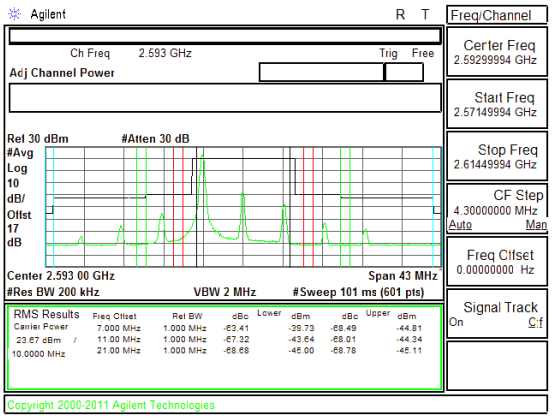 Band LTE41 10MHz EM QPSK 1RB.gif	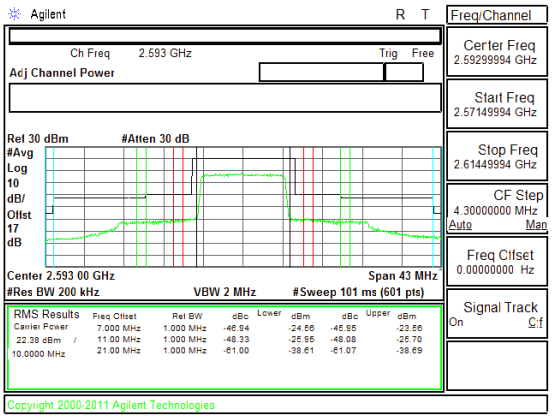 Band LTE41 10MHz EM QPSK FRB.gif

UL VERIFICATION SERVICES INC. FORM NO: CCSUP4701I
47173 BENICIA STREET, FREMONT, CA 94538, USA TEL: (510) 771-1000 FAX: (510) 661-0888

This report shall not be reproduced except in full, without the written approval of UL Verification Services Inc.

Band LTE41 5MHz 16QAM	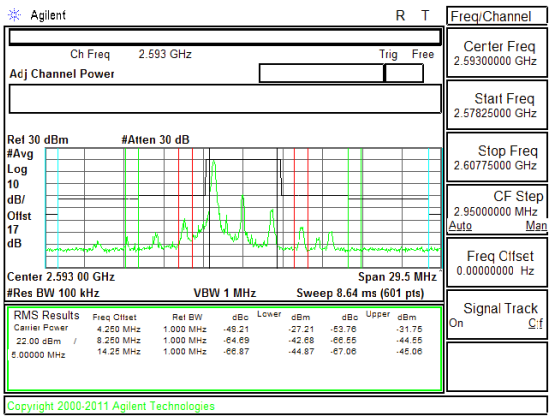 Band LTE41 5MHz EM 16QAM Mid Channel 1RB.gif	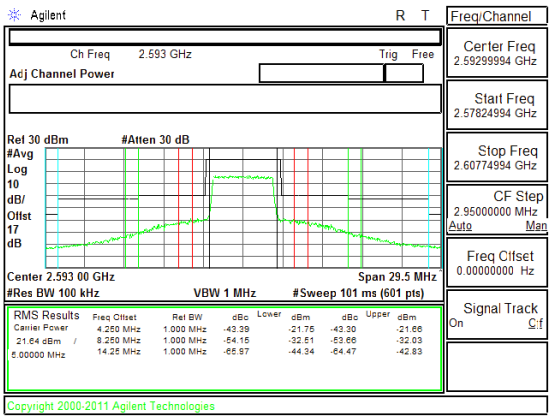 Band LTE41 5MHz EM 16QAM Mid Channel FRB.gif
Band LTE41 5MHz QPSK	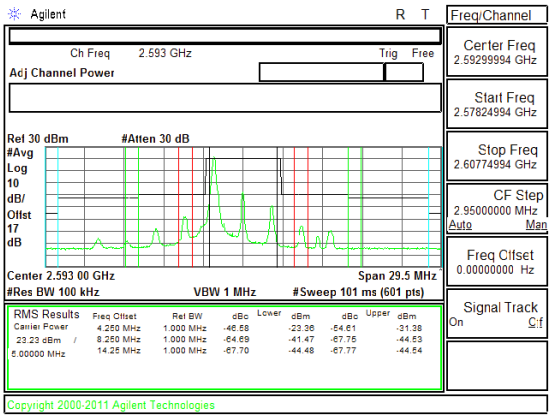 Band LTE41 5MHz EM QPSK Mid Channel 1RB.gif	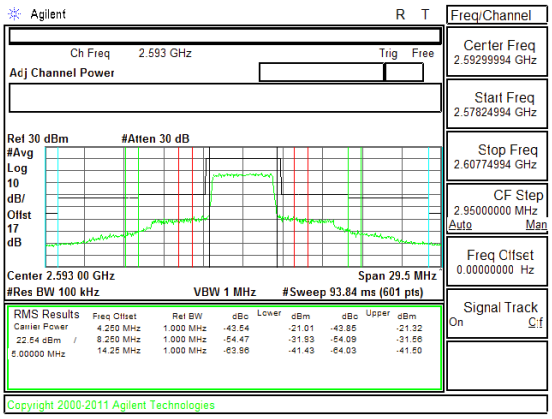 Band LTE41 5MHz EM QPSK Mid Channel FRB.gif

This report shall not be reproduced except in full, without the written approval of UL Verification Services Inc.

10.3. OUT OF BAND EMISSIONS

RULE PART(S)

FCC: §2.1051, §22.901, §22.917, §24.238, §27.53

LIMITS

The power of any emission outside of the authorized operating frequency ranges must be attenuated below the transmitting power (P) by a factor of at least 43 + 10 log (P) dB.

Part 27: (m)(4) For mobile station, the attenuation factor shall be not less than 43+10Log(P)dB at the channel edge and (55+10Log(P)dB) at 5.5MHz from the channel edges.

TEST PROCEDURE

Per KDB 971168 D01 Power Meas License Digital Systems v02r01

The RF output of the transmitter was connected to a spectrum analyzer through a calibrated coaxial cable. Sufficient scans were taken to show the out-of-band Emissions, if any, up to 10th harmonic. Multiple sweeps were recorded in maximum hold mode using a peak detector to ensure that the worst-case emissions were caught.

MODES TESTED

GSM 850, GSM 1900, WCDMA Band 2, WCDMA Band 5, LTE Band 41

RESULTS

UL VERIFICATION SERVICES INC. FORM NO: CCSUP4701I
47173 BENICIA STREET, FREMONT, CA 94538, USA TEL: (510) 771-1000 FAX: (510) 661-0888

This report shall not be reproduced except in full, without the written approval of UL Verification Services Inc.

10.3.1. OUT OF BAND EMISSIONS RESULT

Band	BW (MHz)	Mode	f (MHz)	Spur (dBm)	Spec (dBm)	Delta (dB)
LTE41	20	QPSK	2565	-33.79	-25	-8.79
			2593	-34.26	-25	-9.26
			2645	-34.26	-25	-9.26
		16QAM	2565	-33.69	-25	-8.69
			2593	-33.21	-25	-8.21
			2645	-34.19	-25	-9.19

Band	BW (MHz)	Mode	f (MHz)	Spur (dBm)	Spec (dBm)	Delta (dB)
LTE41	15	QPSK	2562.5	-33.35	-25	-8.35
			2593	-33.91	-25	-8.91
			2647.5	-34.15	-25	-9.15
		16QAM	2562.5	-33.8	-25	-8.8
			2593	-33.17	-25	-8.17
			2647.5	-32.54	-25	-7.54

Band	BW (MHz)	Mode	f (MHz)	Spur (dBm)	Spec (dBm)	Delta (dB)
LTE41	10	QPSK	2560	-34.2	-25	-9.2
			2593	-34.54	-25	-9.54
			2650	-34.12	-25	-9.12
		16QAM	2560	-34.05	-25	-9.05
			2593	-33.16	-25	-8.16
			2650	-33.89	-25	-8.89

UL VERIFICATION SERVICES INC. FORM NO: CCSUP4701I
47173 BENICIA STREET, FREMONT, CA 94538, USA TEL: (510) 771-1000 FAX: (510) 661-0888

This report shall not be reproduced except in full, without the written approval of UL Verification Services Inc.

Band	BW (MHz)	Mode	f (MHz)	Spur (dBm)	Spec (dBm)	Delta (dB)
LTE41	5	QPSK	2557.5	-34.27	-25	-9.27
			2593	-33.79	-25	-8.79
			2652.5	-34.1	-25	-9.1
		16QAM	2557.5	-34.12	-25	-9.12
			2593	-33.98	-25	-8.98
			2652.5	-33.97	-25	-8.97

Band	Mode	f (MHz)	Spur (dBm)	Spec (dBm)	Delta (dB)
GSM850	GMSK	824.2			
		836.6			
		848.8			
	GPRS	824.2	-19.76	-13	-6.76
		836.6	-15.87	-13	-2.87
		848.8	-15.97	-13	-2.97
	EGPRS	824.2	-18	-13	-5
		836.6	-16.55	-13	-3.55
		848.8	-19.11	-13	-6.11
GSM1900	GMSK	1850.2			
		1880			
		1909.8			
	GPRS	1850.2	-19.14	-13	-6.14
		1880	-19.42	-13	-6.42
		1909.8	-19.23	-13	-6.23
	EGPRS	1850.2	-19.08	-13	-6.08
		1880	-15.58	-13	-2.58
		1909.8	-16.31	-13	-3.31

UL VERIFICATION SERVICES INC. FORM NO: CCSUP4701I
47173 BENICIA STREET, FREMONT, CA 94538, USA TEL: (510) 771-1000 FAX: (510) 661-0888

This report shall not be reproduced except in full, without the written approval of UL Verification Services Inc.

Band	Mode	f (MHz)	Spur (dBm)	Spec (dBm)	Delta (dB)
Band 5	REL99	826.4	-25.71	-13	-12.71
		836.6	-29.98	-13	-16.98
		846.6	-27.37	-13	-14.37
Band 5	HSDPA	826.4	-27.74	-13	-14.74
		836.6	-27.11	-13	-14.11
		846.6	-26.29	-13	-13.29
Band 2	REL99	1852.4	-28.25	-13	-15.25
		1880	-26	-13	-13
		1907.6	-26.55	-13	-13.55
Band 2	HSDPA	1852.4	-27.76	-13	-14.76
		1880	-30.24	-13	-17.24
		1907.6	-26.57	-13	-13.57

UL VERIFICATION SERVICES INC. FORM NO: CCSUP4701I
47173 BENICIA STREET, FREMONT, CA 94538, USA TEL: (510) 771-1000 FAX: (510) 661-0888

This report shall not be reproduced except in full, without the written approval of UL Verification Services Inc.

10.3.2. OUT OF BAND EMISSIONS PLOTS

Band LTE41 20MHz 16QAM	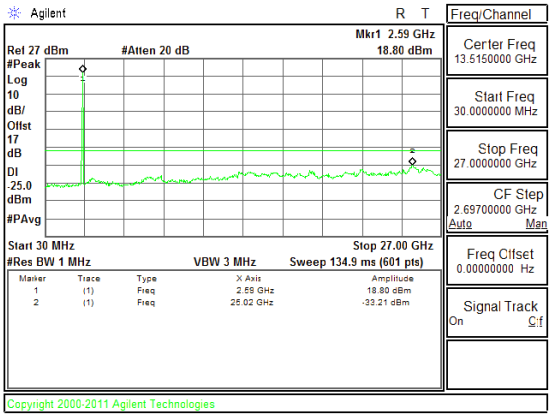 Band LTE41 20MHz CSE 16QAM Mid channel	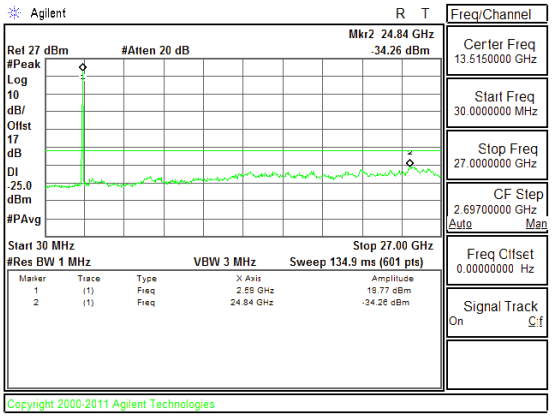 Band LTE41 20MHz CSE QPSK Mid channel

UL VERIFICATION SERVICES INC. FORM NO: CCSUP4701I
47173 BENICIA STREET, FREMONT, CA 94538, USA TEL: (510) 771-1000 FAX: (510) 661-0888

This report shall not be reproduced except in full, without the written approval of UL Verification Services Inc.

Band LTE41 15MHz 16QAM

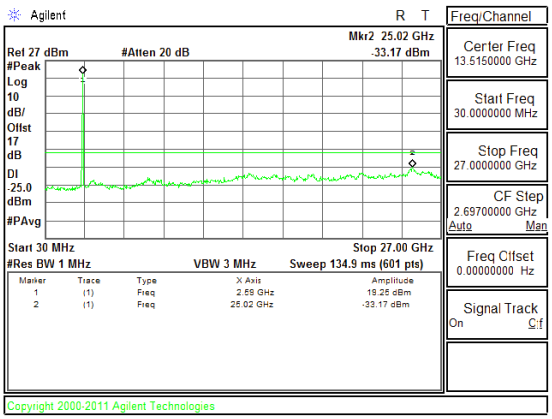

Band LTE41 15MHz CSE 16QAM Mid channel

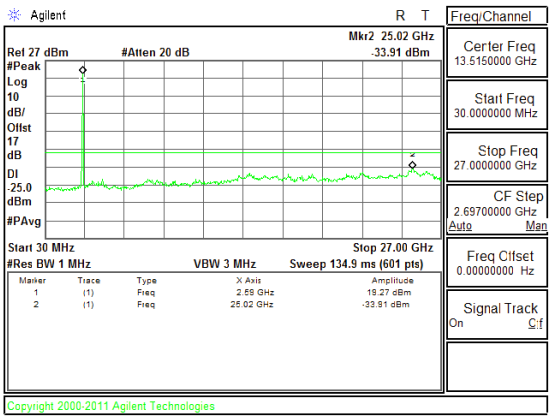

Band LTE41 15MHz CSE QPSK Mid channel

Band LTE41 10MHz 16QAM

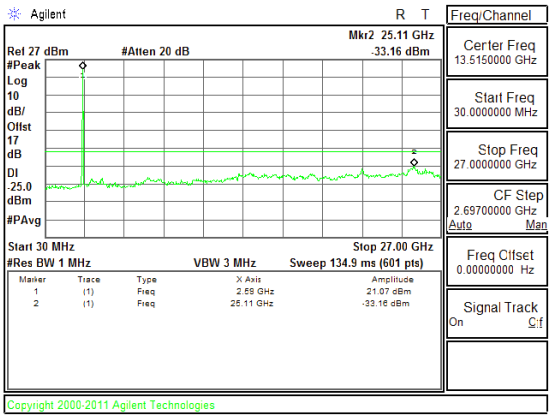

Band LTE41 10MHz CSE 16QAM Mid channel

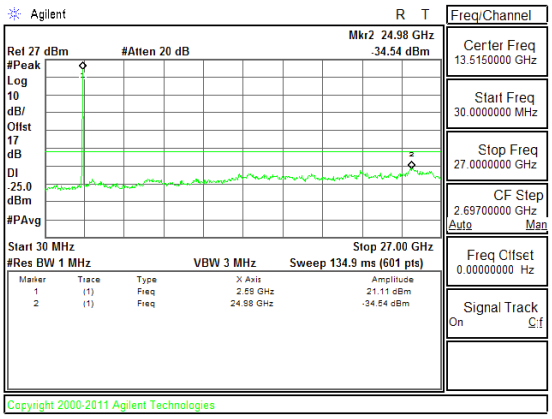

Band LTE41 10MHz CSE QPSK Mid channel

This report shall not be reproduced except in full, without the written approval of UL Verification Services Inc.

Band LTE41 5MHz 16QAM

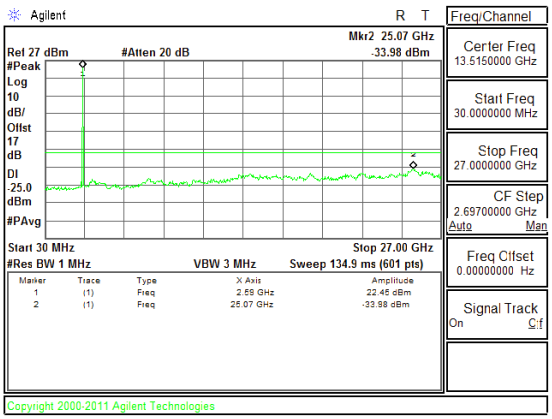

Band LTE41 5MHz CSE 16QAM Mid channel

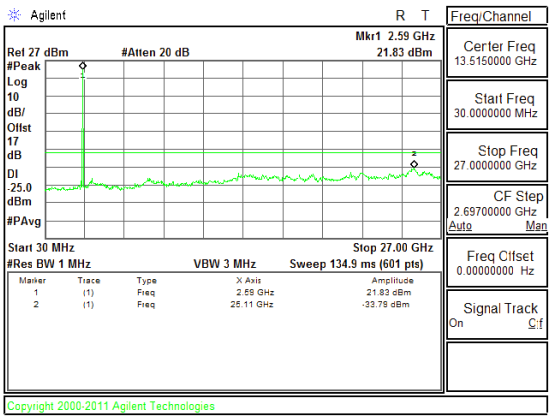

Band LTE41 5MHz CSE QPSK Mid channel

Band Band 2 HSDPA

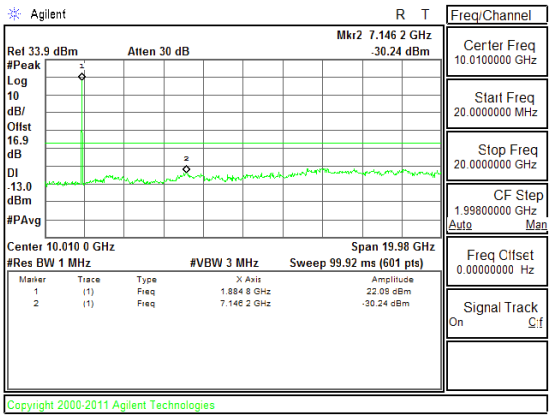

Band WCDMA B2 HSDPA CSE

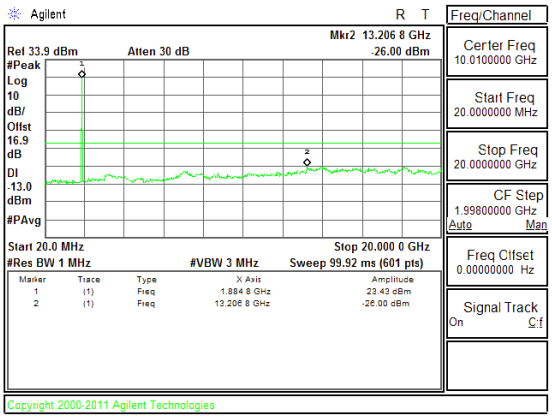

Band WCDMA B2 REL99 CSE

UL VERIFICATION SERVICES INC. FORM NO: CCSUP4701I
47173 BENICIA STREET, FREMONT, CA 94538, USA TEL: (510) 771-1000 FAX: (510) 661-0888

This report shall not be reproduced except in full, without the written approval of UL Verification Services Inc.

Band Band 5 HSDPA	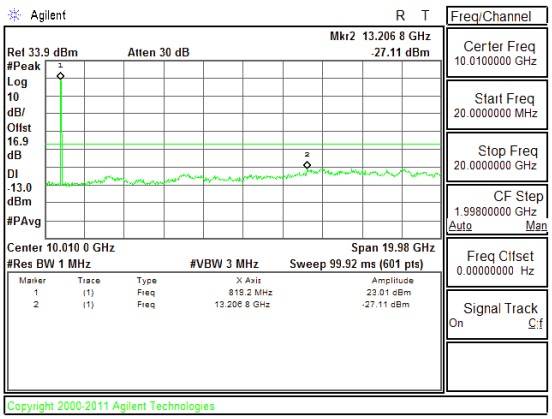 Band WCDMA B5 HSDPA CSE	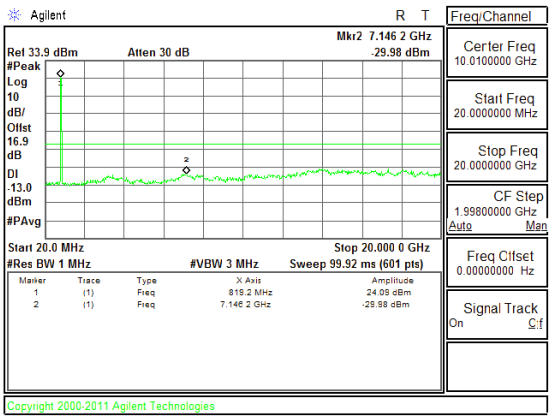 Band WCDMA B5 REL99 CSE
Band GSM 1900 EGPRS	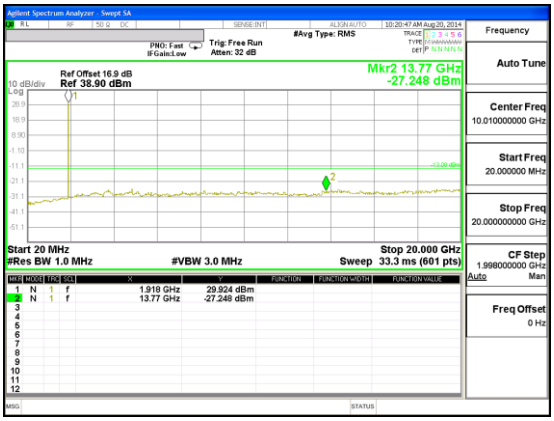 Band GSM1900 EGPRS CSE Mid channel	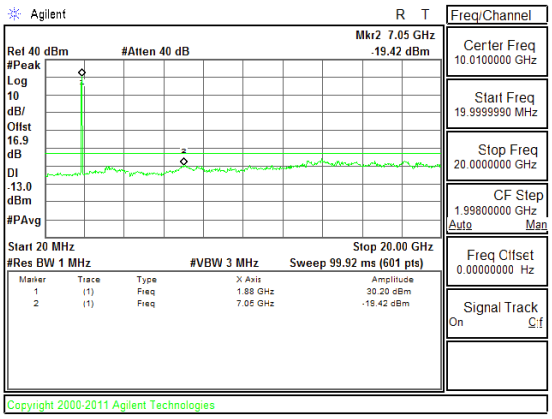 Band GSM1900 GPRS CSE Mid channel

This report shall not be reproduced except in full, without the written approval of UL Verification Services Inc.

Band GSM 850 EGPRS	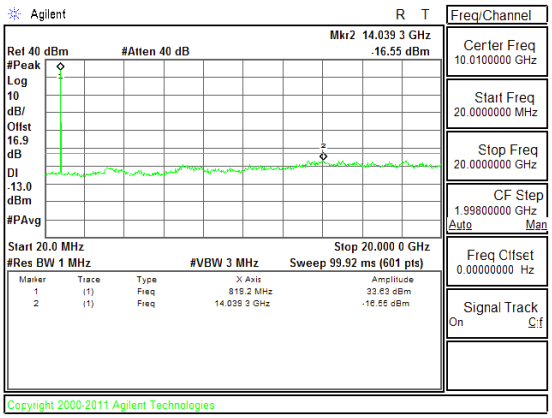 Band GSM850 EGPRS CSE Mid channel	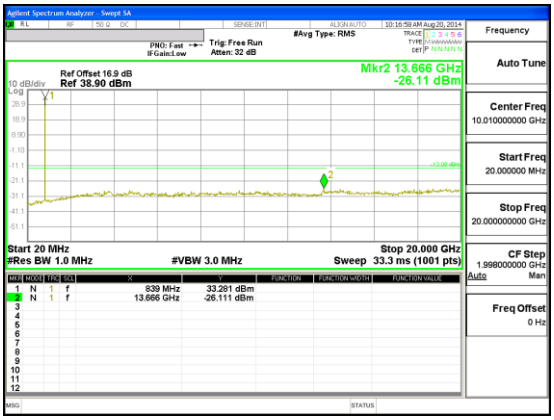 Band GSM850 GPRS CSE Mid channel

This report shall not be reproduced except in full, without the written approval of UL Verification Services Inc.

10.4. FREQUENCY STABILITY

RULE PART(S)

FCC: §2.1055, §22.355, §24.235, §27.54

LIMITS

§22.355 - The carrier frequency shall not depart from the reference frequency in excess of ±2.5 ppm for mobile stations.

§24.235 - The frequency stability shall be sufficient to ensure that the fundamental emission stays within the authorized frequency block.

§27.54 - The frequency stability shall be sufficient to ensure that the fundamental emissions stay within the authorized bands of operation.

TEST PROCEDURE

Per KDB 971168 D01 Power Meas License Digital Systems v02r01

MODES TESTED

GSM 850, GSM 1900, LTE Band 41

RESULTS

See the following pages.

This report shall not be reproduced except in full, without the written approval of UL Verification Services Inc.

10.4.1. FREQUENCY STABILITY RESULTS

GPRS 850, Channel 190 Freq: 836.6MHz– MID CHANNEL

Reference Frequency: Cellular Mid Channel 836.599983MHz @ 20°C Limit: to stay +- 2.5 ppm = 2091.500 Hz				
Power Supply (Vdc)	Environment Temperature (°C)	Frequency Deviation Measureed with Time Elapse		
		(MHz)	Delta (ppm)	Limit (ppm)
3.80	50	836.599983	0.000	2.5
3.80	40	836.599977	0.007	2.5
3.80	30	836.599979	0.005	2.5
3.80	***20***	***836.599983***	***0***	***2.5***
3.80	10	836.599962	0.025	2.5
3.80	0	836.599985	-0.002	2.5
3.80	-10	836.599985	-0.002	2.5
3.80	-20	836.599982	0.001	2.5
3.80	-30	836.599936	0.056	2.5

Reference Frequency: Cellular Mid Channel 836.599983MHz @ 20°C Limit: to stay +- 2.5 ppm = 2091.500 Hz				
Power Supply (Vdc)	Environment Temperature (°C)	Frequency Deviation Measureed with Time Elapse		
		(MHz)	Delta (ppm)	Limit (ppm)
3.80	***20***	***836.599983***	***0***	***2.5***
4.30	20	836.599981	*0.002*	2.5
End Volt(3.2)	20	836.600018	*-0.042*	2.5

UL VERIFICATION SERVICES INC. FORM NO: CCSUP4701I
47173 BENICIA STREET, FREMONT, CA 94538, USA TEL: (510) 771-1000 FAX: (510) 661-0888

This report shall not be reproduced except in full, without the written approval of UL Verification Services Inc.

GPRS 1900, Channel 661 Freq: 1880MHz– MID CHANNEL

Reference Frequency: PCS Mid Channel		1880	MHz @ 20°C	
Limit: to stay +- 2.5 ppm =		4700.000	Hz	
Power Supply (Vdc)	Environment Temperature (°C)	Frequency Deviation Measureed with Time Elapse (MHz)	Delta (ppm)	Limit (ppm)
3.80	50	1880.000020	-0.002	2.5
3.80	40	1880.000019	-0.002	2.5
3.80	30	1880.000019	-0.002	2.5
3.80	***20***	**1880.000016**	**0**	***2.5***
3.80	10	1880.000017	-0.001	2.5
3.80	0	1880.000016	0.000	2.5
3.80	-10	1879.999983	0.018	2.5
3.80	-20	1879.999981	0.018	2.5
3.80	-30	1879.999978	0.020	2.5

Reference Frequency: PCS Mid Channel		1880	MHz @ 20°C	
Limit: to stay +- 2.5 ppm =		4700.000	Hz	
Power Supply (Vdc)	Environment Temperature (°C)	Frequency Deviation Measureed with Time Elapse (MHz)	Delta (ppm)	Limit (ppm)
3.80	***20***	***1879.999984***	***0***	***2.5***
4.30	20	1880.000014	*0.001*	2.5
3.20	20	1880.000028	*-0.007*	2.5

UL VERIFICATION SERVICES INC. FORM NO: CCSUP4701I
47173 BENICIA STREET, FREMONT, CA 94538, USA TEL: (510) 771-1000 FAX: (510) 661-0888

This report shall not be reproduced except in full, without the written approval of UL Verification Services Inc.

LTE41 Channel 40620 Freq: 2593 MHz– MID CHANNEL done

Reference Frequency: LTE41 Channel 40620 Freq : 2593 MHz @ 20°C Limit: to stay +- 2.5 ppm = 6482.500 Hz				
Power Supply (Vdc)	Environment Temperature (°C)	Frequency Deviation Measureed with Time Elapse		
		(MHz)	Delta (ppm)	Limit (ppm)
3.80	50	2592.999985	-0.001	2.5
3.80	40	2592.999998	-0.006	2.5
3.80	30	2592.999970	0.005	2.5
3.80	***20***	2592.999982	***0***	***2.5***
3.80	10	2592.999983	0.000	2.5
3.80	0	2592.999987	-0.002	2.5
3.80	-10	2592.999979	0.001	2.5
3.80	-20	2592.999980	0.001	2.5
3.80	-30	2592.999981	0.000	2.5

Reference Frequency: LTE41 Channel 40620 Freq : 2593 MHz @ 20°C Limit: to stay +- 2.5 ppm = 6482.500 Hz				
Power Supply (Vdc)	Environment Temperature (°C)	Frequency Deviation Measureed with Time Elapse		
		(MHz)	Delta (ppm)	Limit (ppm)
3.80	***20***	2592.999982	***0***	***2.5***
3.30	20	2592.999980	*0.001*	2.5
4.20	20	2592.999981	0.000	2.5

UL VERIFICATION SERVICES INC. FORM NO: CCSUP4701I
47173 BENICIA STREET, FREMONT, CA 94538, USA TEL: (510) 771-1000 FAX: (510) 661-0888

This report shall not be reproduced except in full, without the written approval of UL Verification Services Inc.

11. RADIATED TEST RESULTS

11.1. RADIATED POWER (ERP & EIRP)

RULE PART(S)

FCC: §2.1046, §22.913, §24.232, §27.

LIMITS

22.913(a) - The ERP of mobile transmitters and auxiliary test transmitters must not exceed 7 Watts.

24.232(c) - Mobile/portable stations are limited to 2 watts e.i.r.p. peak power and the equipment must employ means to limit the power to the minimum necessary for successful communications.

27.50(h) - (2) Mobile stations are limited to 2.0 watts EIRP. All user stations are limited to 2.0 watts transmitter output power.(LTE B41 & 7)

In addition, when the transmitter power is measured in terms of average value, the peak-to-average ratio of the power shall not exceed 13dB.

TEST PROCEDURE

ANSI / TIA / EIA 603C Clause 2.2.17; PSA setting reference to 971168 D01 v02r01

For peak power measurement with a PSA:

a) Set the RBW ≥ OBW; b) Set VBW ≥ 3 × RBW; c) Set span ≥ 2 x RBW; d) Sweep time = auto couple; e) Detector = peak; f) Ensure that the number of measurement points ≥ span/RBW; g) Trace mode = max hold;

For average power measurement with a PSA:

a) Set span to at least 1.5 times the OBW; b) Set RBW = 1-5% of the OBW, not to exceed 1 MHz; c) Set VBW ≥ 3 x RBW; d) Set number of points in sweep ≥ 2 × span / RBW; e) Sweep time = auto-couple; f) Detector = RMS (power averaging); g) Use free run trigger If burst duty cycle ≥ 98; h) Use trigger to capture bursts If burst duty cycle < 98; i) Trace average at least 100 traces in power averaging (*i.e.*, RMS) mode. j) Compute the power by integrating the spectrum across the OBW of the signal using the instrument's band power measurement function.

MODES TESTED

GSM 850, GSM 1900, WCDMA Band 2, WCDMA Band 5, LTE Band 41

UL VERIFICATION SERVICES INC. FORM NO: CCSUP4701I
47173 BENICIA STREET, FREMONT, CA 94538, USA TEL: (510) 771-1000 FAX: (510) 661-0888

This report shall not be reproduced except in full, without the written approval of UL Verification Services Inc.

TEST RESULTS

11.1.1. ERP/EIRP Results

Band	Mode	Channel	f(MHz)	ERP / EIRP	
				dBm	mW
Band 2	REL99	9262	1852.4	20.801	120.25
		9400	1880	20.308	107.35
		9538	1907.6	19.348	86.06
	HSDPA	9262	1852.4	19.047	80.3
		9400	1880	19.496	89.04
		9538	1907.6	18.729	74.63
	HSUPA	9262	1852.4		
		9400	1880		
		9538	1907.6		

Band	Mode	Channel	f(MHz)	ERP / EIRP	
				dBm	mW
Band 5	REL99	4132	826.4	15.977	39.6
		4183	836.6	17.862	61.12
		4233	846.6	19.131	81.87
	HSDPA	4132	826.4	15.207	33.17
		4183	836.6	17.512	56.39
		4233	846.6	18.941	78.36
	HSUPA	4132	826.4		
		4183	836.6		
		4233	846.6		

UL VERIFICATION SERVICES INC. FORM NO: CCSUP4701I
47173 BENICIA STREET, FREMONT, CA 94538, USA TEL: (510) 771-1000 FAX: (510) 661-0888

This report shall not be reproduced except in full, without the written approval of UL Verification Services Inc.

Band	Mode	Channel	f(MHz)	ERP / EIRP	
				dBm	mW
GSM1900	GMSK	512	1850.2		
		661	1880		
		810	1909.8		
	GPRS	512	1850.2	28.149	652.98
		661	1880	27.461	557.31
		810	1909.8	26.605	457.61
	EGPRS	512	1850.2	24.891	308.39
		661	1880	24.152	260.14
		810	1909.8	23.11	204.64

Band	Mode	Channel	f(MHz)	ERP / EIRP	
				dBm	mW
GSM850	GMSK	128	824.2		
		190	836.6		
		251	848.8		
	GPRS	128	824.2	25.575	360.99
		190	836.6	26.982	499.11
		251	848.8	27.901	616.74
	EGPRS	128	824.2	20.357	108.57
		190	836.6	21.562	143.28
		251	848.8	22.941	196.83

UL VERIFICATION SERVICES INC. FORM NO: CCSUP4701I
47173 BENICIA STREET, FREMONT, CA 94538, USA TEL: (510) 771-1000 FAX: (510) 661-0888

This report shall not be reproduced except in full, without the written approval of UL Verification Services Inc.

11.1.2. LTE ERP/EIRP Results

Band	BW (MHz)	Mode	RB/RB Size	f (MHz)	ERP / EIRP	
					dBm	mW
LTE41	20	QPSK	1/0	2565	21.1	128.82
			1/0	2593	22.0	158.49
			1/0	2645	18.8	75.86
		16QAM	1/0	2565	20.3	107.15
			1/0	2593	21.0	125.89
			1/0	2645	17.9	61.66

Band	BW (MHz)	Mode	RB/RB Size	f (MHz)	ERP / EIRP	
					dBm	mW
LTE41	15	QPSK	1/0	2562.5	22.1	162.18
			1/0	2593	21.5	141.25
			1/0	2647.5	19.1	81.28
		16QAM	1/0	2562.5	21.0	125.89
			1/0	2593	20.5	112.20
			1/0	2647.5	18.6	72.44

Band	BW (MHz)	Mode	RB/RB Size	f (MHz)	ERP / EIRP	
					dBm	mW
LTE41	10	QPSK	1/0	2560	22.11	162.55
			1/0	2593	21.63	145.55
			1/0	2650	19.13	81.85
		16QAM	1/0	2560	21.39	137.72
			1/0	2593	20.89	122.74
			1/0	2650	18.14	65.16

UL VERIFICATION SERVICES INC. FORM NO: CCSUP4701I
47173 BENICIA STREET, FREMONT, CA 94538, USA TEL: (510) 771-1000 FAX: (510) 661-0888

This report shall not be reproduced except in full, without the written approval of UL Verification Services Inc.

Band	BW (MHz)	Mode	RB/RB Size	f (MHz)	ERP / EIRP	
					dBm	mW
LTE41	5	QPSK	1/0	2557.5	22.22	166.72
			1/0	2593	22.13	163.31
			1/0	2652.5	19.86	96.83
		16QAM	1/0	2557.5	21.2	131.83
			1/0	2593	21.18	131.22
			1/0	2652.5	19.08	80.91

UL VERIFICATION SERVICES INC. FORM NO: CCSUP4701I
47173 BENICIA STREET, FREMONT, CA 94538, USA TEL: (510) 771-1000 FAX: (510) 661-0888

This report shall not be reproduced except in full, without the written approval of UL Verification Services Inc.

11.1.3. ERP/EIRP PLOTS

LTE Band 41

Band

LTE41

20MHz

16QAM

High Frequency Substitution Measurement
UL Verification Services, Inc. Chamber B

Company: Samsung
Project #: 14I18594
Date: 9/3/14
Test Engineer: R. Alegre
Configuration: EUT only
Mode: LTE41 20MHz 16QAM Fund

Test Equipment:
Receiving: Horn T345, and Chamber B SMA Cables
Substitution: Horn T59 Substitution, 4ft SMA Cable Warehouse

f GHz	SG reading (dBm)	Ant. Pol. (H/V)	Cable Loss (dB)	Antenna Gain (dBi)	EIRP (dBm)	Limit (dBm)	Delta (dB)	Notes
Low Ch								
2565.00	7.2	V	0.9	9.5	15.83	33.0	-17.2	
2565.00	11.7	H	0.9	9.5	20.29	33.0	-12.7	
Mid Ch								
2593.00	7.4	V	0.9	9.5	15.95	33.0	-17.1	
2593.00	12.4	H	0.9	9.5	21.00	33.0	-12.0	
High Ch								
2645.00	6.3	V	0.9	9.6	15.02	33.0	-18.0	
2645.00	9.2	H	0.9	9.6	17.91	33.0	-15.1	

Rev. 3.17.11
Note: For Band 4 EIRP limit is 30dBm

UL VERIFICATION SERVICES INC. FORM NO: CCSUP4701I
47173 BENICIA STREET, FREMONT, CA 94538, USA TEL: (510) 771-1000 FAX: (510) 661-0888

This report shall not be reproduced except in full, without the written approval of UL Verification Services Inc.

Band

LTE41

20MHz

QPSK

High Frequency Substitution Measurement
UL Verification Services, Inc. Chamber B

Company: Samsung
Project #: 14I18594
Date: 9/3/14
Test Engineer: R. Alegre
Configuration: EUT only
Mode: LTE41 20MHz QPSK Fund

Test Equipment:
Receiving: Horn T345, and Chamber B SMA Cables
Substitution: Horn T59 Substitution, 4ft SMA Cable Warehouse

f GHz	SG reading (dBm)	Ant. Pol. (H/V)	Cable Loss (dB)	Antenna Gain (dBi)	EIRP (dBm)	Limit (dBm)	Delta (dB)	Note
Low Ch								
2565.00	8.0	V	0.9	9.5	16.55	33.0	-16.5	
2565.00	12.5	H	0.9	9.5	21.06	33.0	-11.9	
Mid Ch								
2593.00	8.3	V	0.9	9.5	16.91	33.0	-16.1	
2593.00	13.4	H	0.9	9.5	22.03	33.0	-11.0	
High Ch								
2645.00	7.9	V	0.9	9.6	16.56	33.0	-16.4	
2645.00	10.1	H	0.9	9.6	18.75	33.0	-14.3	

Rev. 3.17.11
Note: For Band 4 EIRP limit is 30dBm

UL VERIFICATION SERVICES INC. FORM NO: CCSUP4701I
47173 BENICIA STREET, FREMONT, CA 94538, USA TEL: (510) 771-1000 FAX: (510) 661-0888

This report shall not be reproduced except in full, without the written approval of UL Verification Services Inc.

Band

LTE41

15MHz

16QAM

High Frequency Substitution Measurement
UL Verification Services, Inc. Chamber B

Company: Samsung
Project #: 14I18594
Date: 9/3/14
Test Engineer: R. Alegre
Configuration: EUT only
Mode: LTE41 15MHz 16QAM Fund

Test Equipment:
Receiving: Horn T345, and Chamber B SMA Cables
Substitution: Horn T59 Substitution, 4ft SMA Cable Warehouse

f GHz	SG reading (dBm)	Ant. Pol. (H/V)	Cable Loss (dB)	Antenna Gain (dBi)	EIRP (dBm)	Limit (dBm)	Delta (dB)	Notes
Low Ch								
2562.50	7.1	V	0.9	9.5	15.66	33.0	-17.3	
2562.50	12.4	H	0.9	9.5	21.03	33.0	-12.0	
Mid Ch								
2593.00	6.6	V	0.9	9.5	15.15	33.0	-17.9	
2593.00	11.9	H	0.9	9.5	20.53	33.0	-12.5	
High Ch								
2647.50	4.5	V	0.9	9.6	13.23	33.0	-19.8	
2647.50	9.9	H	0.9	9.6	18.59	33.0	-14.4	

Rev. 3.17.11
Note: For Band 4 EIRP limit is 30dBm

UL VERIFICATION SERVICES INC. FORM NO: CCSUP4701I
47173 BENICIA STREET, FREMONT, CA 94538, USA TEL: (510) 771-1000 FAX: (510) 661-0888

This report shall not be reproduced except in full, without the written approval of UL Verification Services Inc.

Band

LTE41

15MHz

QPSK

High Frequency Substitution Measurement
UL Verification Services, Inc. Chamber B

Company: Samsung
Project #: 14I18594
Date: 9/3/14
Test Engineer: R. Alegre
Configuration: EUT only
Mode: LTE41 15MHz QPSK Fund

Test Equipment:
Receiving: Horn T345, and Chamber B SMA Cables
Substitution: Horn T59 Substitution, 4ft SMA Cable Warehouse

f GHz	SG reading (dBm)	Ant. Pol. (H/V)	Cable Loss (dB)	Antenna Gain (dBi)	EIRP (dBm)	Limit (dBm)	Delta (dB)	Notes
Low Ch								
2562.50	8.3	V	0.9	9.5	16.88	33.0	-16.1	
2562.50	13.5	H	0.9	9.5	22.06	33.0	-10.9	
Mid Ch								
2593.00	7.4	V	0.9	9.5	16.00	33.0	-17.0	
2593.00	12.9	H	0.9	9.5	21.50	33.0	-11.5	
High Ch								
2647.50	4.9	V	0.9	9.6	13.63	33.0	-19.4	
2647.50	10.4	H	0.9	9.6	19.11	33.0	-13.9	

Rev. 3.17.11
Note: For Band 4 EIRP limit is 30dBm

UL VERIFICATION SERVICES INC. FORM NO: CCSUP4701I
47173 BENICIA STREET, FREMONT, CA 94538, USA TEL: (510) 771-1000 FAX: (510) 661-0888

This report shall not be reproduced except in full, without the written approval of UL Verification Services Inc.

Band

LTE41

10MHz

16QAM

High Frequency Substitution Measurement
UL Verification Services, Inc. Chamber B

Company: Samsung
Project #: 14I18594
Date: 9/3/14
Test Engineer: R. Alegre
Configuration: EUT only
Mode: LTE41 10MHz 16QAM Fund

Test Equipment:
Receiving: Horn T119, and Chamber B SMA Cables
Substitution: Horn T59 Substitution, 4ft SMA Cable Warehouse

f MHz	SG reading (dBm)	Ant. Pol. (H/V)	Cable Loss (dB)	Antenna Gain (dBi)	EIRP (dBm)	Limit (dBm)	Margin (dB)	Notes
Low Ch								
2560.00	7.76	V	0.9	9.5	16.36	33.0	-16.6	
2560.00	12.79	H	0.9	9.5	21.39	33.0	-11.6	
Mid Ch								
2593.00	7.09	V	0.9	9.5	15.69	33.0	-17.3	
2593.00	12.29	H	0.9	9.5	20.89	33.0	-12.1	
High Ch								
2650.00	3.88	V	0.9	9.6	12.58	33.0	-20.4	
2650.00	9.44	H	0.9	9.6	18.14	33.0	-14.9	

Rev. 3.17.11
Note: For Band 4 EIRP limit is 30dBm

UL VERIFICATION SERVICES INC. FORM NO: CCSUP4701I
47173 BENICIA STREET, FREMONT, CA 94538, USA TEL: (510) 771-1000 FAX: (510) 661-0888

This report shall not be reproduced except in full, without the written approval of UL Verification Services Inc.

Band

LTE41

10MHz

QPSK

High Frequency Substitution Measurement
UL Verification Services, Inc. Chamber B

Company: Samsung
Project #: 14I18594
Date: 9/3/14
Test Engineer: R. Alegre
Configuration: EUT only
Mode: LTE41 10MHz QPSK Fund

Test Equipment:
Receiving: Horn T119, and Chamber B SMA Cables
Substitution: Horn T59 Substitution, 4ft SMA Cable Warehouse

f MHz	SG reading (dBm)	Ant. Pol. (H/V)	Cable Loss (dB)	Antenna Gain (dBi)	EIRP (dBm)	Limit (dBm)	Margin (dB)	Notes
Low Ch								
2560.00	8.34	V	0.9	9.5	16.94	33.0	-16.1	
2560.00	13.51	H	0.9	9.5	22.11	33.0	-10.9	
Mid Ch								
2593.00	7.55	V	0.9	9.5	16.15	33.0	-16.9	
2593.00	13.03	H	0.9	9.5	21.63	33.0	-11.4	
High Ch								
2650.00	4.61	V	0.9	9.6	13.31	33.0	-19.7	
2650.00	10.43	H	0.9	9.6	19.13	33.0	-13.9	

Rev. 3.17.11
Note: For Band 4 EIRP limit is 30dBm

UL VERIFICATION SERVICES INC. FORM NO: CCSUP4701I
47173 BENICIA STREET, FREMONT, CA 94538, USA TEL: (510) 771-1000 FAX: (510) 661-0888

This report shall not be reproduced except in full, without the written approval of UL Verification Services Inc.

Band

LTE41

5MHz

16QAM

High Frequency Substitution Measurement
UL Verification Services, Inc. Chamber B

Company: Samsung
Project #: 14I18594
Date: 9/3/14
Test Engineer: R. Alegre
Configuration: EUT only
Mode: LTE41 5MHz 16QAM Fund

Test Equipment:
Receiving: Horn T119, and Chamber B SMA Cables
Substitution: Horn T59 Substitution, 4ft SMA Cable Warehouse

f MHz	SG reading (dBm)	Ant. Pol. (H/V)	Cable Loss (dB)	Antenna Gain (dBi)	EIRP (dBm)	Limit (dBm)	Margin (dB)	Notes
Low Ch								
2557.50	7.62	V	0.9	9.5	16.22	33.0	-16.8	
2557.50	12.60	H	0.9	9.5	21.20	33.0	-11.8	
Mid Ch								
2593.00	7.31	V	0.9	9.5	15.91	33.0	-17.1	
2593.00	12.58	H	0.9	9.5	21.18	33.0	-11.8	
High Ch								
2652.50	4.61	V	0.9	9.6	13.31	33.0	-19.7	
2652.50	10.38	H	0.9	9.6	19.08	33.0	-13.9	

Rev. 3.17.11
Note: For Band 4 EIRP limit is 30dBm

UL VERIFICATION SERVICES INC. FORM NO: CCSUP4701I
47173 BENICIA STREET, FREMONT, CA 94538, USA TEL: (510) 771-1000 FAX: (510) 661-0888

This report shall not be reproduced except in full, without the written approval of UL Verification Services Inc.

Band

LTE41

5MHz

QPSK

High Frequency Substitution Measurement
UL Verification Services, Inc. Chamber B

Company: Samsung
Project #: 14I18594
Date: 9/3/14
Test Engineer: R. Alegre
Configuration: EUT only
Mode: LTE41 5MHz QPSK Fund

Test Equipment:
Receiving: Horn T119, and Chamber B SMA Cables
Substitution: Horn T59 Substitution, 4ft SMA Cable Warehouse

f MHz	SG reading (dBm)	Ant. Pol. (H/V)	Cable Loss (dB)	Antenna Gain (dBi)	EIRP (dBm)	Limit (dBm)	Margin (dB)	Notes
Low Ch								
2557.50	8.42	V	0.9	9.5	17.02	33.0	-16.0	
2557.50	13.62	H	0.9	9.5	22.22	33.0	-10.8	
Mid Ch								
2593.00	8.17	V	0.9	9.5	16.77	33.0	-16.2	
2593.00	13.53	H	0.9	9.5	22.13	33.0	-10.9	
High Ch								
2652.50	5.44	V	0.9	9.6	14.14	33.0	-18.9	
2652.50	11.16	H	0.9	9.6	19.86	33.0	-13.1	

Rev. 3.17.11
Note: For Band 4 EIRP limit is 30dBm

UL VERIFICATION SERVICES INC. FORM NO: CCSUP4701I
47173 BENICIA STREET, FREMONT, CA 94538, USA TEL: (510) 771-1000 FAX: (510) 661-0888

This report shall not be reproduced except in full, without the written approval of UL Verification Services Inc.

WCDMA

Band

Band 2

HSDPA

High Frequency Substitution Measurement
UL Verification Services, Inc. Chamber B

Company: Samsung
Project #: 14I18594
Date: 09/02/14
Test Engineer: T.Oeur
Configuration: EUT
Mode: HSDPA B2

Test Equipment:
Receiving: Horn T345, and Chamber B SMA Cables
Substitution: Horn T963 Substitution, 4ft SMA Cable Warehouse

f MHz	SG reading (dBm)	Ant. Pol. (H/V)	Cable Loss (dB)	Antenna Gain (dBi)	EIRP (dBm)	Limit (dBm)	Margin (dB)	Notes
Low Ch								
1852.40	10.52	V	0.9	7.0	16.62	33.0	-16.4	
1852.40	12.95	H	0.9	7.0	19.05	33.0	-14.0	
Mid Ch								
1880.00	10.65	V	0.9	7.0	16.75	33.0	-16.3	
1880.00	13.40	H	0.9	7.0	19.50	33.0	-13.5	
High Ch								
1907.60	9.31	V	0.9	7.0	15.41	33.0	-17.6	
1907.60	12.63	H	0.9	7.0	18.73	33.0	-14.3	

Rev. 3.17.11
Note: For Band 4 EIRP limit is 30dBm

UL VERIFICATION SERVICES INC. FORM NO: CCSUP4701I
47173 BENICIA STREET, FREMONT, CA 94538, USA TEL: (510) 771-1000 FAX: (510) 661-0888

This report shall not be reproduced except in full, without the written approval of UL Verification Services Inc.

Band

Band 2

REL99

High Frequency Substitution Measurement
UL Verification Services, Inc. Chamber B

Company: Samsung
Project #: 14I18594
Date: 09/02/14
Test Engineer: T.Oeur
Configuration: EUT
Mode: REL 99 B2

Test Equipment:
Receiving: Horn T345, and Chamber B SMA Cables
Substitution: Horn T963 Substitution, 4ft SMA Cable Warehouse

f MHz	SG reading (dBm)	Ant. Pol. (H/V)	Cable Loss (dB)	Antenna Gain (dBi)	EIRP (dBm)	Limit (dBm)	Margin (dB)	Notes
Low Ch								
1852.40	11.33	V	0.9	7.0	17.43	33.0	-15.6	
1852.40	14.70	H	0.9	7.0	20.80	33.0	-12.2	
Mid Ch								
1880.00	11.20	V	0.9	7.0	17.30	33.0	-15.7	
1880.00	14.21	H	0.9	7.0	20.31	33.0	-12.7	
High Ch								
1907.60	10.80	V	0.9	7.0	16.90	33.0	-16.1	
1907.60	13.25	H	0.9	7.0	19.35	33.0	-13.7	

Rev. 3.17.11
Note: For Band 4 EIRP limit is 30dBm

UL VERIFICATION SERVICES INC. FORM NO: CCSUP4701I
47173 BENICIA STREET, FREMONT, CA 94538, USA TEL: (510) 771-1000 FAX: (510) 661-0888

This report shall not be reproduced except in full, without the written approval of UL Verification Services Inc.

High Frequency Substitution Measurement
UL Verification Services, Inc. Chamber B

Company: Samsung
Project #: 14I18594
Date: 09/02/14
Test Engineer: T.Oeur
Configuration: EUT
Mode: HSDPA B5

Test Equipment:
Receiving: Sunol T243, and 3m Chamber N-type Cable (Setup this one for testing EUT)
Substitution: Dipole S/N: 00022117, 4ft SMA Cable (SN # 245200 001) Warehouse.

Band

Band 5

HSDPA

f MHz	SG reading (dBm)	Ant. Pol. (H/V)	Cable Loss (dB)	Antenna Gain (dBd)	ERP (dBm)	Limit (dBm)	Margin (dB)	Notes
Low Ch								
826.40	3.73	V	0.9	0.0	2.83	38.5	-35.6	
826.40	16.11	H	0.9	0.0	15.21	38.5	-23.2	
Mid Ch								
836.60	4.71	V	0.9	0.0	3.81	38.5	-34.6	
836.60	18.41	H	0.9	0.0	17.51	38.5	-20.9	
High Ch								
846.60	5.90	V	0.9	0.0	5.00	38.5	-33.4	
846.60	19.84	H	0.9	0.0	18.94	38.5	-19.5	

Rev. 3.17.11
Note: For Band 13/17 ERP limit is 34.77dBm; For Band 26 limit is 50dBm

UL VERIFICATION SERVICES INC. FORM NO: CCSUP4701I
47173 BENICIA STREET, FREMONT, CA 94538, USA TEL: (510) 771-1000 FAX: (510) 661-0888

This report shall not be reproduced except in full, without the written approval of UL Verification Services Inc.

Band

Band 5

REL99

High Frequency Substitution Measurement
UL Verification Services, Inc. Chamber B

Company: Samsung
Project #: 14I18594
Date: 09/02/14
Test Engineer: T.Oeur
Configuration: EUT
Mode: REL99 B5

Test Equipment:
Receiving: Sunol T243, and 3m Chamber N-type Cable (Setup this one for testing EUT)
Substitution: Dipole S/N: 00022117, 4ft SMA Cable (SN # 245200 001) Warehouse.

f MHz	SG reading (dBm)	Ant. Pol. (H/V)	Cable Loss (dB)	Antenna Gain (dBd)	ERP (dBm)	Limit (dBm)	Margin (dB)	Notes
Low Ch								
826.40	3.87	V	0.9	0.0	2.97	38.5	-35.5	
826.40	16.88	H	0.9	0.0	15.98	38.5	-22.5	
Mid Ch								
836.60	5.09	V	0.9	0.0	4.19	38.5	-34.3	
836.60	18.76	H	0.9	0.0	17.86	38.5	-20.6	
High Ch								
846.60	6.45	V	0.9	0.0	5.55	38.5	-32.9	
846.60	20.03	H	0.9	0.0	19.13	38.5	-19.3	

Rev. 3.17.11
Note: For Band 13/17 ERP limit is 34.77dBm; For Band 26 limit is 50dBm

UL VERIFICATION SERVICES INC. FORM NO: CCSUP4701I
47173 BENICIA STREET, FREMONT, CA 94538, USA TEL: (510) 771-1000 FAX: (510) 661-0888

This report shall not be reproduced except in full, without the written approval of UL Verification Services Inc.

GSM

High Frequency Substitution Measurement
UL Verification Services, Inc. Chamber B

Company: Samsung
Project #: 14I18594
Date: 09/03/14
Test Engineer: O. Stoelting
Configuration: EUT, X Position
Mode: EGPRS 1900MHz

Test Equipment:
Receiving: Horn T345, and Chamber B SMA Cables
Substitution: Horn T963 Substitution, 4ft SMA Cable Warehouse

Band

GSM 1900

EGPRS

f MHz	SG reading (dBm)	Ant. Pol. (H/V)	Cable Loss (dB)	Antenna Gain (dBd)	ERP (dBm)	Limit (dBm)	Margin (dB)	Notes
Low Ch								
1850.20	14.16	V	0.9	7.9	21.16	38.5	-17.3	
1850.20	17.89	H	0.9	7.9	24.89	38.5	-13.6	
Mid Ch								
1880.00	14.50	V	0.9	7.9	21.50	38.5	-17.0	
1880.00	17.15	H	0.9	7.9	24.15	38.5	-14.3	
High Ch								
1909.80	13.52	V	0.9	7.9	20.52	38.5	-17.9	
1909.80	16.11	H	0.9	7.9	23.11	38.5	-15.3	

Rev. 3.17.11

UL VERIFICATION SERVICES INC. FORM NO: CCSUP4701I
47173 BENICIA STREET, FREMONT, CA 94538, USA TEL: (510) 771-1000 FAX: (510) 661-0888

This report shall not be reproduced except in full, without the written approval of UL Verification Services Inc.

High Frequency Substitution Measurement
UL Verification Services, Inc. Chamber B

Company: Samsung
Project #: 14I18594
Date: 09/03/14
Test Engineer: O. Stoelting
Configuration: EUT, X Position
Mode: GPRS 1900

Test Equipment:
Receiving: Horn T345, and Chamber B SMA Cables
Substitution: Horn T963 Substitution, 4ft SMA Cable Warehouse

Band

GSM 1900

GPRS

f MHz	SG reading (dBm)	Ant. Pol. (H/V)	Cable Loss (dB)	Antenna Gain (dBi)	EIRP (dBm)	Limit (dBm)	Margin (dB)	Notes
Low Ch								
1850.20	19.18	V	0.9	7.9	26.18	33.0	-6.8	
1850.20	21.15	H	0.9	7.9	28.15	33.0	-4.9	
Mid Ch								
1880.00	18.57	V	0.9	7.9	25.57	33.0	-7.4	
1880.00	20.46	H	0.9	7.9	27.46	33.0	-5.5	
High Ch								
1909.80	17.66	V	0.9	7.9	24.66	33.0	-8.3	
1909.80	19.61	H	0.9	7.9	26.61	33.0	-6.4	

Rev. 3.17.11
Note: For Band 4 EIRP limit is 30dBm

UL VERIFICATION SERVICES INC. FORM NO: CCSUP4701I
47173 BENICIA STREET, FREMONT, CA 94538, USA TEL: (510) 771-1000 FAX: (510) 661-0888

This report shall not be reproduced except in full, without the written approval of UL Verification Services Inc.

Band

GSM 850

EGPRS

High Frequency Substitution Measurement
UL Verification Services, Inc. Chamber B

Company: Samsung
Project #: 14I18594
Date: 09/03/14
Test Engineer: O. Stoelting
Configuration: EUT, X Position
Mode: EGPRS 850MHz

Test Equipment:
Receiving: Horn T345, and Chamber B SMA Cables
Substitution: Horn T963 Substitution, 4ft SMA Cable Warehouse

f MHz	SG reading (dBm)	Ant. Pol. (H/V)	Cable Loss (dB)	Antenna Gain (dBd)	ERP (dBm)	Limit (dBm)	Margin (dB)	Notes
Low Ch								
824.20	11.51	V	0.9	0.0	10.66	38.5	-27.8	
824.20	21.21	H	0.9	0.0	20.36	38.5	-18.1	
Mid Ch								
836.60	12.47	V	0.9	0.0	11.62	38.5	-26.8	
836.60	22.41	H	0.9	0.0	21.56	38.5	-16.9	
High Ch								
848.80	14.90	V	0.9	0.0	14.05	38.5	-24.4	
848.80	23.79	H	0.9	0.0	22.94	38.5	-15.5	

Rev. 3.17.11
Note: For Band 13/17 ERP limit is 34.77dBm; For Band 26 limit is 50dBm

UL VERIFICATION SERVICES INC. FORM NO: CCSUP4701I
47173 BENICIA STREET, FREMONT, CA 94538, USA TEL: (510) 771-1000 FAX: (510) 661-0888

This report shall not be reproduced except in full, without the written approval of UL Verification Services Inc.

High Frequency Substitution Measurement
UL Verification Services, Inc. Chamber B

Company: Samsung
Project #: 14I18594
Date: 09/03/14
Test Engineer: O. Stoelting
Configuration: EUT, X Position
Mode: GPRS 850MHz

Test Equipment:
Receiving: Sunol T243, and 3m Chamber N-type Cable (Setup this one for testing EUT)
Substitution: Dipole S/N: 00022117, 4ft SMA Cable (SN # 245200 001) Warehouse.

Band

GSM 850

GPRS

f MHz	SG reading (dBm)	Ant. Pol. (H/V)	Cable Loss (dB)	Antenna Gain (dBd)	ERP (dBm)	Limit (dBm)	Margin (dB)	Notes
Low Ch								
824.20	17.71	V	0.9	0.0	16.81	38.5	-21.6	
824.20	26.47	H	0.9	0.0	25.58	38.5	-12.9	
Mid Ch								
836.60	18.80	V	0.9	0.0	17.90	38.5	-20.5	
836.60	27.88	H	0.9	0.0	26.98	38.5	-11.5	
High Ch								
848.80	20.70	V	0.9	0.0	19.80	38.5	-18.6	
848.80	28.80	H	0.9	0.0	27.90	38.5	-10.5	

Rev. 3.17.11

UL VERIFICATION SERVICES INC. FORM NO: CCSUP4701I
47173 BENICIA STREET, FREMONT, CA 94538, USA TEL: (510) 771-1000 FAX: (510) 661-0888

This report shall not be reproduced except in full, without the written approval of UL Verification Services Inc.

11.2. FIELD STRENGTH OF SPURIOUS RADIATION

RULE PART(S)

FCC: §2.1053, §22.917, §24.238, §27.53 and §90.691

LIMIT

The power of any emission outside of the authorized operating frequency ranges must be attenuated below the transmitting power (P) by a factor of at least 43 + 10 log (P) dB.

Part 27: (m)(4) For mobile station, the attenuation factor shall be not less than 43+10Log(P)dB at the channel edge and (55+10Log(P)dB) at 5.5MHz from the channel edges.

TEST PROCEDURE

For Cellular equipment - Compliance with these rules is based on the use of measurement instrumentation employing a resolution bandwidth of 100 kHz or greater. In the 1 MHz bands immediately outside and adjacent to the frequency block a resolution bandwidth of at least one percent of the emission bandwidth of the fundamental emission of the transmitter may be employed. A narrower resolution bandwidth is permitted in all cases to improve measurement accuracy provided the measured power is integrated over the full required measurement bandwidth (i.e. 100 kHz or 1 percent of emission bandwidth, as specified). The emission bandwidth is defined as the width of the signal between two points, one below the carrier center frequency and one above the carrier center frequency, outside of which all emissions are attenuated at least 26 dB below the transmitter power.

For PCS equipment - Compliance with these rules is based on the use of measurement instrumentation employing a resolution bandwidth of 1 MHz or greater. However, in the 1 MHz bands immediately outside and adjacent to the frequency block a resolution bandwidth of at least one percent of the emission bandwidth of the fundamental emission of the transmitter may be employed. A narrower resolution bandwidth is permitted in all cases to improve measurement accuracy provided the measured power is integrated over the full required measurement bandwidth (i.e. 1 MHz or 1 percent of emission bandwidth, as specified). The emission bandwidth is defined as the width of the signal between two points, one below the carrier center frequency and one above the carrier center frequency, outside of which all emissions are attenuated at least 26 dB below the transmitter power.

MODES TESTED

GSM 850, GSM 1900, WCDMA Band 2, WCDMA Band 5, LTE Band 41

RESULTS

UL VERIFICATION SERVICES INC. FORM NO: CCSUP4701I
47173 BENICIA STREET, FREMONT, CA 94538, USA TEL: (510) 771-1000 FAX: (510) 661-0888

This report shall not be reproduced except in full, without the written approval of UL Verification Services Inc.

11.2.1. SPURIOUS RADIATION PLOTS

LTE Band 41

Compliance Certification Services
Above 1GHz High Frequency Substitution Measurement

Company: Samsung
Project #: 14I18594
Date: 09/02/14
Test Engineer: T.Oeur
Configuration: EUT w/AC charger
Mode: LTE 41 20M 16QAM

Chamber	Pre-amplifer	Filter	Limit
3m Chamber	T34 8449B	Filter 1	

Band

LTE 41

20MHz

16QAM

f GHz	SG reading (dBm)	Ant. Pol. (H/V)	Distance (m)	Preamp (dB)	Filter (dB)	EIRP (dBm)	Limit (dBm)	Delta (dB)	Notes
Low Ch, (2565 MHz)									
5.130	-16.4	V	3.0	34.7	1.0	-50.1	-25.0	-25.1	
7.695	-12.3	V	3.0	35.0	1.0	-46.2	-25.0	-21.2	
10.260	-16.0	V	3.0	35.2	1.0	-50.2	-25.0	-25.2	
5.130	-19.5	H	3.0	34.7	1.0	-53.2	-25.0	-28.2	
7.695	-16.1	H	3.0	35.0	1.0	-50.1	-25.0	-25.1	
10.260	-15.7	H	3.0	35.2	1.0	-49.9	-25.0	-24.9	
Mid Ch, (2593 MHz)									
5.186	-18.1	V	3.0	34.7	1.0	-51.8	-25.0	-26.8	
7.779	-11.0	V	3.0	35.0	1.0	-45.0	-25.0	-20.0	
10.372	-17.7	V	3.0	35.2	1.0	-51.9	-25.0	-26.9	
5.186	-15.9	H	3.0	34.7	1.0	-49.6	-25.0	-24.6	
7.779	-12.8	H	3.0	35.0	1.0	-46.7	-25.0	-21.7	
10.372	-15.9	H	3.0	35.2	1.0	-50.0	-25.0	-25.0	
High Ch, (2645 MHz)									
5.290	-14.7	V	3.0	34.7	1.0	-48.4	-25.0	-23.4	
7.935	-8.4	V	3.0	35.0	1.0	-42.4	-25.0	-17.4	
10.580	-13.6	V	3.0	35.1	1.0	-47.7	-25.0	-22.7	
5.290	-14.9	H	3.0	34.7	1.0	-48.6	-25.0	-23.6	
7.935	-14.0	H	3.0	35.0	1.0	-48.0	-25.0	-23.0	
10.580	-16.5	H	3.0	35.1	1.0	-50.6	-25.0	-25.6	

Rev. 03.03.09
Note: No other emissions were detected above the system noise floor.

UL VERIFICATION SERVICES INC. FORM NO: CCSUP4701I
47173 BENICIA STREET, FREMONT, CA 94538, USA TEL: (510) 771-1000 FAX: (510) 661-0888

This report shall not be reproduced except in full, without the written approval of UL Verification Services Inc.

Compliance Certification Services
Above 1GHz High Frequency Substitution Measurement

Company: Samsung
Project #: 14I18594
Date: 09/02/14
Test Engineer: T.Oeur
Configuration: EUT w/AC charger
Mode: LTE 41 20M QPSK

Chamber	Pre-amplifer	Filter	Limit
3m Chamber	T34 8449B	Filter 1	

Band: LTE41 20MHz QPSK

f GHz	SG reading (dBm)	Ant. Pol. (H/V)	Distance (m)	Preamp (dB)	Filter (dB)	EIRP (dBm)	Limit (dBm)	Delta (dB)	Notes
Low Ch, (2565 MHz)									
5.130	-16.2	V	3.0	34.7	1.0	-49.9	-25.0	-24.9	
7.695	-13.2	V	3.0	35.0	1.0	-47.2	-25.0	-22.2	
10.260	-11.9	V	3.0	35.2	1.0	-46.1	-25.0	-21.1	
5.130	-17.0	H	3.0	34.7	1.0	-50.7	-25.0	-25.7	
7.695	-13.0	H	3.0	35.0	1.0	-46.9	-25.0	-21.9	
10.260	-11.5	H	3.0	35.2	1.0	-45.7	-25.0	-20.7	
Mid Ch, (2593 MHz)									
5.186	-15.8	V	3.0	34.7	1.0	-49.5	-25.0	-24.5	
7.779	-12.2	V	3.0	35.0	1.0	-46.2	-25.0	-21.2	
10.372	-10.9	V	3.0	35.2	1.0	-45.1	-25.0	-20.1	
5.186	-17.0	H	3.0	34.7	1.0	-50.7	-25.0	-25.7	
7.779	-11.0	H	3.0	35.0	1.0	-45.0	-25.0	-20.0	
10.372	-10.4	H	3.0	35.2	1.0	-44.6	-25.0	-19.6	
High Ch, (2645 MHz)									
5.290	-16.5	V	3.0	34.7	1.0	-50.2	-25.0	-25.2	
7.935	-11.9	V	3.0	35.0	1.0	-45.9	-25.0	-20.9	
10.580	-11.5	V	3.0	35.1	1.0	-45.6	-25.0	-20.6	
5.290	-16.5	H	3.0	34.7	1.0	-50.2	-25.0	-25.2	
7.935	-12.1	H	3.0	35.0	1.0	-46.1	-25.0	-21.1	
10.580	-11.2	H	3.0	35.1	1.0	-45.3	-25.0	-20.3	

Rev. 03.03.09
Note: No other emissions were detected above the system noise floor.

UL VERIFICATION SERVICES INC. FORM NO: CCSUP4701I
47173 BENICIA STREET, FREMONT, CA 94538, USA TEL: (510) 771-1000 FAX: (510) 661-0888

This report shall not be reproduced except in full, without the written approval of UL Verification Services Inc.

Compliance Certification Services
Above 1GHz High Frequency Substitution Measurement

Company: Samsung
Project #: 14I18594
Date: 09/02/14
Test Engineer: T.Oeur
Configuration: EUT w/AC charger
Mode: LTE 41 15M 16QAM

Chamber	Pre-amplifer	Filter	Limit
3m Chamber	T34 8449B	Filter 1	

Band
LTE41
15MHz
16QAM

f GHz	SG reading (dBm)	Ant. Pol. (H/V)	Distance (m)	Preamp (dB)	Filter (dB)	EIRP (dBm)	Limit (dBm)	Delta (dB)	Notes
Low Ch, (2562.5 MHz)									
5.125	-16.4	V	3.0	34.7	1.0	-50.1	-25.0	-25.1	
7.688	-12.3	V	3.0	35.0	1.0	-46.2	-25.0	-21.2	
10.250	-16.0	V	3.0	35.2	1.0	-50.2	-25.0	-25.2	
5.125	-19.5	H	3.0	34.7	1.0	-53.2	-25.0	-28.2	
7.688	-16.1	H	3.0	35.0	1.0	-50.1	-25.0	-25.1	
10.250	-15.7	H	3.0	35.2	1.0	-49.9	-25.0	-24.9	
Mid Ch, (2593 MHz)									
5.186	-18.1	V	3.0	34.7	1.0	-51.8	-25.0	-26.8	
7.779	-11.0	V	3.0	35.0	1.0	-45.0	-25.0	-20.0	
10.372	-17.7	V	3.0	35.2	1.0	-51.9	-25.0	-26.9	
5.186	-15.9	H	3.0	34.7	1.0	-49.6	-25.0	-24.6	
7.779	-12.8	H	3.0	35.0	1.0	-46.7	-25.0	-21.7	
10.372	-15.9	H	3.0	35.2	1.0	-50.0	-25.0	-25.0	
High Ch, (2647.5 MHz)									
5.295	-14.7	V	3.0	34.7	1.0	-48.4	-25.0	-23.4	
7.943	-8.4	V	3.0	35.0	1.0	-42.4	-25.0	-17.4	
10.590	-13.6	V	3.0	35.1	1.0	-47.7	-25.0	-22.7	
5.295	-14.9	H	3.0	34.7	1.0	-48.6	-25.0	-23.6	
7.943	-14.0	H	3.0	35.0	1.0	-48.0	-25.0	-23.0	
10.590	-16.5	H	3.0	35.1	1.0	-50.6	-25.0	-25.6	

Rev. 03.03.09
Note: No other emissions were detected above the system noise floor.

UL VERIFICATION SERVICES INC. FORM NO: CCSUP4701I
47173 BENICIA STREET, FREMONT, CA 94538, USA TEL: (510) 771-1000 FAX: (510) 661-0888

This report shall not be reproduced except in full, without the written approval of UL Verification Services Inc.

Compliance Certification Services
Above 1GHz High Frequency Substitution Measurement

Company: Samsung
Project #: 14I18594
Date: 09/02/14
Test Engineer: T.Oeur
Configuration: EUT w/AC charger
Mode: LTE 41 15M QPSK

Chamber	Pre-amplifer	Filter	Limit
3m Chamber	T34 8449B	Filter 1	

Band
LTE41
15MHz
QPSK

f GHz	SG reading (dBm)	Ant. Pol. (H/V)	Distance (m)	Preamp (dB)	Filter (dB)	EIRP (dBm)	Limit (dBm)	Delta (dB)	Notes
Low Ch, (2562.5 MHz)									
5.125	-15.9	V	3.0	34.7	1.0	-49.6	-25.0	-24.6	
7.688	-13.1	V	3.0	35.0	1.0	-47.0	-25.0	-22.0	
10.250	-12.1	V	3.0	35.2	1.0	-46.3	-25.0	-21.3	
5.125	-16.4	H	3.0	34.7	1.0	-50.1	-25.0	-25.1	
7.688	-12.0	H	3.0	35.0	1.0	-45.9	-25.0	-20.9	
10.250	-11.5	H	3.0	35.2	1.0	-45.8	-25.0	-20.8	
Mid Ch, (2593 MHz)									
5.186	-16.0	V	3.0	34.7	1.0	-49.7	-25.0	-24.7	
7.779	-12.8	V	3.0	35.0	1.0	-46.7	-25.0	-21.7	
10.372	-11.4	V	3.0	35.2	1.0	-45.6	-25.0	-20.6	
5.186	-15.4	H	3.0	34.7	1.0	-49.1	-25.0	-24.1	
7.779	-12.0	H	3.0	35.0	1.0	-46.0	-25.0	-21.0	
10.372	-10.2	H	3.0	35.2	1.0	-44.4	-25.0	-19.4	
High Ch, (2647.5 MHz)									
5.295	-16.5	V	3.0	34.7	1.0	-50.2	-25.0	-25.2	
7.943	-13.1	V	3.0	35.0	1.0	-47.1	-25.0	-22.1	
10.590	-11.6	V	3.0	35.1	1.0	-45.7	-25.0	-20.7	
5.295	-16.3	H	3.0	34.7	1.0	-50.0	-25.0	-25.0	
7.943	-12.6	H	3.0	35.0	1.0	-46.6	-25.0	-21.6	
10.590	-10.9	H	3.0	35.1	1.0	-45.0	-25.0	-20.0	

Rev. 03.03.09
Note: No other emissions were detected above the system noise floor.

UL VERIFICATION SERVICES INC. FORM NO: CCSUP4701I
47173 BENICIA STREET, FREMONT, CA 94538, USA TEL: (510) 771-1000 FAX: (510) 661-0888

This report shall not be reproduced except in full, without the written approval of UL Verification Services Inc.

Compliance Certification Services
Above 1GHz High Frequency Substitution Measurement

Company: Samsung
Project #: 14I18594
Date: 09/02/14
Test Engineer: T.Oeur
Configuration: EUT w/AC charger
Mode: LTE 41 10M 16QAM

Chamber	Pre-amplifer	Filter	Limit
3m Chamber	T34 8449B	Filter 1	

Band
LTE41
10MHz
16QAM

f GHz	SG reading (dBm)	Ant. Pol. (H/V)	Distance (m)	Preamp (dB)	Filter (dB)	EIRP (dBm)	Limit (dBm)	Delta (dB)	Notes
Low Ch, (2560 MHz)									
5.120	-16.4	V	3.0	34.7	1.0	-50.1	-25.0	-25.1	
7.680	-12.3	V	3.0	35.0	1.0	-46.2	-25.0	-21.2	
10.240	-16.0	V	3.0	35.2	1.0	-50.2	-25.0	-25.2	
5.120	-19.5	H	3.0	34.7	1.0	-53.2	-25.0	-28.2	
7.680	-16.1	H	3.0	35.0	1.0	-50.1	-25.0	-25.1	
10.240	-15.7	H	3.0	35.2	1.0	-49.9	-25.0	-24.9	
Mid Ch, (2593 MHz)									
5.186	-18.1	V	3.0	34.7	1.0	-51.8	-25.0	-26.8	
7.779	-11.0	V	3.0	35.0	1.0	-45.0	-25.0	-20.0	
10.372	-17.7	V	3.0	35.2	1.0	-51.9	-25.0	-26.9	
5.186	-15.9	H	3.0	34.7	1.0	-49.6	-25.0	-24.6	
7.779	-12.8	H	3.0	35.0	1.0	-46.7	-25.0	-21.7	
10.372	-15.9	H	3.0	35.2	1.0	-50.0	-25.0	-25.0	
High Ch, (2650 MHz)									
5.300	-14.7	V	3.0	34.7	1.0	-48.4	-25.0	-23.4	
7.950	-8.4	V	3.0	35.0	1.0	-42.4	-25.0	-17.4	
10.600	-13.6	V	3.0	35.1	1.0	-47.7	-25.0	-22.7	
5.300	-14.9	H	3.0	34.7	1.0	-48.6	-25.0	-23.6	
7.950	-14.0	H	3.0	35.0	1.0	-48.0	-25.0	-23.0	
10.600	-16.5	H	3.0	35.1	1.0	-50.6	-25.0	-25.6	

Rev. 03.03.09
Note: No other emissions were detected above the system noise floor.

UL VERIFICATION SERVICES INC. FORM NO: CCSUP4701I
47173 BENICIA STREET, FREMONT, CA 94538, USA TEL: (510) 771-1000 FAX: (510) 661-0888

This report shall not be reproduced except in full, without the written approval of UL Verification Services Inc.

Compliance Certification Services
Above 1GHz High Frequency Substitution Measurement

Company: Samsung
Project #: 14I18594
Date: 09/02/14
Test Engineer: T.Oeur
Configuration: EUT w/AC charger
Mode: LTE 41 10M QPSK

Chamber	Pre-amplifer	Filter	Limit
3m Chamber	T34 8449B	Filter 1	

Band: LTE41 10MHz QPSK

f GHz	SG reading (dBm)	Ant. Pol. (H/V)	Distance (m)	Preamp (dB)	Filter (dB)	EIRP (dBm)	Limit (dBm)	Delta (dB)	Notes
Low Ch, (2560 MHz)									
5.120	-15.6	V	3.0	34.7	1.0	-49.3	-25.0	-24.3	
7.680	-13.5	V	3.0	35.0	1.0	-47.4	-25.0	-22.4	
10.240	-11.7	V	3.0	35.2	1.0	-45.9	-25.0	-20.9	
5.120	-16.5	H	3.0	34.7	1.0	-50.2	-25.0	-25.2	
7.680	-11.1	H	3.0	35.0	1.0	-45.1	-25.0	-20.1	
10.240	-11.4	H	3.0	35.2	1.0	-45.7	-25.0	-20.7	
Mid Ch, (2593 MHz)									
5.186	-15.3	V	3.0	34.7	1.0	-49.0	-25.0	-24.0	
7.779	-12.4	V	3.0	35.0	1.0	-46.4	-25.0	-21.4	
10.372	-11.0	V	3.0	35.2	1.0	-45.1	-25.0	-20.1	
5.186	-18.9	H	3.0	34.7	1.0	-52.6	-25.0	-27.6	
7.779	-11.6	H	3.0	35.0	1.0	-45.6	-25.0	-20.6	
10.372	-11.2	H	3.0	35.2	1.0	-45.4	-25.0	-20.4	
High Ch, (2650 MHz)									
5.300	-15.8	V	3.0	34.7	1.0	-49.5	-25.0	-24.5	
7.950	-13.1	V	3.0	35.0	1.0	-47.1	-25.0	-22.1	
10.600	-11.4	V	3.0	35.1	1.0	-45.5	-25.0	-20.5	
5.300	-15.5	H	3.0	34.7	1.0	-49.2	-25.0	-24.2	
7.950	-13.5	H	3.0	35.0	1.0	-47.5	-25.0	-22.5	
10.600	-11.5	H	3.0	35.1	1.0	-45.6	-25.0	-20.6	

Rev. 03.03.09
Note: No other emissions were detected above the system noise floor.

UL VERIFICATION SERVICES INC. FORM NO: CCSUP4701I
47173 BENICIA STREET, FREMONT, CA 94538, USA TEL: (510) 771-1000 FAX: (510) 661-0888

This report shall not be reproduced except in full, without the written approval of UL Verification Services Inc.

Compliance Certification Services
Above 1GHz High Frequency Substitution Measurement

Company: Samsung
Project #: 14I18594
Date: 09/02/14
Test Engineer: T.Oeur
Configuration: EUT w/AC charger
Mode: LTE 41 5M 16QAM

Chamber	Pre-amplifer	Filter	Limit
3m Chamber	T34 8449B	Filter 1	

Band
LTE41
5MHz
16QAM

f GHz	SG reading (dBm)	Ant. Pol. (H/V)	Distance (m)	Preamp (dB)	Filter (dB)	EIRP (dBm)	Limit (dBm)	Delta (dB)	Notes
Low Ch, (2557.5 MHz)									
5.115	-16.4	V	3.0	34.7	1.0	-50.1	-25.0	-25.1	
7.673	-12.3	V	3.0	35.0	1.0	-46.2	-25.0	-21.2	
10.230	-16.0	V	3.0	35.2	1.0	-50.2	-25.0	-25.2	
5.115	-19.5	H	3.0	34.7	1.0	-53.2	-25.0	-28.2	
7.673	-16.1	H	3.0	35.0	1.0	-50.1	-25.0	-25.1	
10.230	-15.7	H	3.0	35.2	1.0	-49.9	-25.0	-24.9	
Mid Ch, (2593 MHz)									
5.186	-18.1	V	3.0	34.7	1.0	-51.8	-25.0	-26.8	
7.779	-11.0	V	3.0	35.0	1.0	-45.0	-25.0	-20.0	
10.372	-17.7	V	3.0	35.2	1.0	-51.9	-25.0	-26.9	
5.186	-15.9	H	3.0	34.7	1.0	-49.6	-25.0	-24.6	
7.779	-12.8	H	3.0	35.0	1.0	-46.7	-25.0	-21.7	
10.372	-15.9	H	3.0	35.2	1.0	-50.0	-25.0	-25.0	
High Ch, (2652.5 MHz)									
5.305	-14.7	V	3.0	34.7	1.0	-48.4	-25.0	-23.4	
7.958	-8.4	V	3.0	35.0	1.0	-42.4	-25.0	-17.4	
10.610	-13.6	V	3.0	35.1	1.0	-47.7	-25.0	-22.7	
5.305	-14.9	H	3.0	34.7	1.0	-48.6	-25.0	-23.6	
7.958	-14.0	H	3.0	35.0	1.0	-48.0	-25.0	-23.0	
10.610	-16.5	H	3.0	35.1	1.0	-50.6	-25.0	-25.6	

Rev. 03.03.09
Note: No other emissions were detected above the system noise floor.

UL VERIFICATION SERVICES INC. FORM NO: CCSUP4701I
47173 BENICIA STREET, FREMONT, CA 94538, USA TEL: (510) 771-1000 FAX: (510) 661-0888

This report shall not be reproduced except in full, without the written approval of UL Verification Services Inc.

Compliance Certification Services
Above 1GHz High Frequency Substitution Measurement

Company: Samsung
Project #: 14I18594
Date: 09/02/14
Test Engineer: T.Oeur
Configuration: EUT w/AC charger
Mode: LTE 41 5M QPSK

Chamber	Pre-amplifer	Filter	Limit
3m Chamber	T34 8449B	Filter 1	

Band
LTE41
5MHz
QPSK

f GHz	SG reading (dBm)	Ant. Pol. (H/V)	Distance (m)	Preamp (dB)	Filter (dB)	EIRP (dBm)	Limit (dBm)	Delta (dB)	Notes
Low Ch, (2557.5 MHz)									
5.115	-18.4	V	3.0	34.7	1.0	-52.2	-25.0	-27.2	
7.673	-14.6	V	3.0	35.0	1.0	-48.6	-25.0	-23.6	
10.230	-11.9	V	3.0	35.2	1.0	-46.1	-25.0	-21.1	
5.115	-19.0	H	3.0	34.7	1.0	-52.7	-25.0	-27.7	
7.673	-14.1	H	3.0	35.0	1.0	-48.1	-25.0	-23.1	
10.230	-11.8	H	3.0	35.2	1.0	-46.1	-25.0	-21.1	
Mid Ch, (2593 MHz)									
5.186	-19.8	V	3.0	34.7	1.0	-53.5	-25.0	-28.5	
7.779	-12.0	V	3.0	35.0	1.0	-45.9	-25.0	-20.9	
10.372	-11.7	V	3.0	35.2	1.0	-45.9	-25.0	-20.9	
5.186	-19.2	H	3.0	34.7	1.0	-52.9	-25.0	-27.9	
7.779	-10.8	H	3.0	35.0	1.0	-44.8	-25.0	-19.8	
10.372	-11.4	H	3.0	35.2	1.0	-45.5	-25.0	-20.5	
High Ch, (2652.5 MHz)									
5.305	-16.0	V	3.0	34.7	1.0	-49.7	-25.0	-24.7	
7.958	-14.2	V	3.0	35.0	1.0	-48.2	-25.0	-23.2	
10.610	-11.6	V	3.0	35.1	1.0	-45.7	-25.0	-20.7	
5.305	-15.6	H	3.0	34.7	1.0	-49.3	-25.0	-24.3	
7.958	-13.8	H	3.0	35.0	1.0	-47.8	-25.0	-22.8	
10.610	-11.5	H	3.0	35.1	1.0	-45.6	-25.0	-20.6	

Rev. 03.03.09
Note: No other emissions were detected above the system noise floor.

UL VERIFICATION SERVICES INC. FORM NO: CCSUP4701I
47173 BENICIA STREET, FREMONT, CA 94538, USA TEL: (510) 771-1000 FAX: (510) 661-0888

This report shall not be reproduced except in full, without the written approval of UL Verification Services Inc.

WCDMA

Compliance Certification Services
Above 1GHz High Frequency Substitution Measurement

Company: Samsung
Project #: 14I18594
Date: 08/18/14
Test Engineer: T. Oeur
Configuration: X-Pos EUT w/ AC charger, headset
Mode: HSDPA B2

Chamber	Pre-amplifer	Filter	Limit
3m Chamber	T34 8449B	Filter 1	Part 24

Band

Band 2

HSDPA

f GHz	SG reading (dBm)	Ant. Pol. (H/V)	Distance (m)	Preamp (dB)	Filter (dB)	EIRP (dBm)	Limit (dBm)	Delta (dB)	Notes
Low Ch, 1852.4MHz									
3.705	-19.4	V	3.0	35.4	1.0	-53.8	-13.0	-40.8	
5.557	-17.7	V	3.0	34.7	1.0	-51.4	-13.0	-38.4	
7.410	-15.4	V	3.0	34.9	1.0	-49.3	-13.0	-36.3	
3.705	-20.5	H	3.0	35.4	1.0	-54.9	-13.0	-41.9	
5.557	-16.8	H	3.0	34.7	1.0	-50.6	-13.0	-37.6	
7.410	-12.5	H	3.0	34.9	1.0	-46.4	-13.0	-33.4	
Mid Ch, 1880MHz									
3.760	-17.5	V	3.0	35.3	1.0	-51.9	-13.0	-38.9	
5.640	-17.3	V	3.0	34.7	1.0	-51.0	-13.0	-38.0	
7.520	-14.1	V	3.0	34.9	1.0	-48.0	-13.0	-35.0	
3.760	-18.7	H	3.0	35.3	1.0	-53.0	-13.0	-40.0	
5.640	-16.8	H	3.0	34.7	1.0	-50.5	-13.0	-37.5	
7.520	-12.6	H	3.0	34.9	1.0	-46.6	-13.0	-33.6	
High Ch, 1907.6MHz									
3.815	-18.4	V	3.0	35.3	1.0	-52.7	-13.0	-39.7	
5.723	-15.9	V	3.0	34.7	1.0	-49.7	-13.0	-36.7	
7.630	-13.3	V	3.0	34.9	1.0	-47.2	-13.0	-34.2	
3.815	-17.0	H	3.0	35.3	1.0	-51.3	-13.0	-38.3	
5.723	-16.1	H	3.0	34.7	1.0	-49.9	-13.0	-36.9	
7.630	-12.0	H	3.0	34.9	1.0	-46.0	-13.0	-33.0	

Rev. 03.03.09
Note: No other emissions were detected above the system noise floor.

UL VERIFICATION SERVICES INC. FORM NO: CCSUP4701I
47173 BENICIA STREET, FREMONT, CA 94538, USA TEL: (510) 771-1000 FAX: (510) 661-0888

This report shall not be reproduced except in full, without the written approval of UL Verification Services Inc.

Compliance Certification Services
Above 1GHz High Frequency Substitution Measurement

Company: Samsung
Project #: 14I18594
Date: 08/18/14
Test Engineer: T. Oeur
Configuration: X-Pos EUT w/ AC charger, headset
Mode: REL99 B2

Chamber	Pre-amplifer	Filter	Limit
3m Chamber	T34 8449B	Filter 1	Part 24

Band
Band 2
REL99

f GHz	SG reading (dBm)	Ant. Pol. (H/V)	Distance (m)	Preamp (dB)	Filter (dB)	EIRP (dBm)	Limit (dBm)	Delta (dB)	Notes
Low Ch, 1852.4MHz									
3.705	-21.0	V	3.0	35.4	1.0	-55.4	-13.0	-42.4	
5.557	-18.1	V	3.0	34.7	1.0	-51.8	-13.0	-38.8	
7.410	-14.6	V	3.0	34.9	1.0	-48.5	-13.0	-35.5	
3.705	-19.6	H	3.0	35.4	1.0	-54.0	-13.0	-41.0	
5.557	-16.5	H	3.0	34.7	1.0	-50.3	-13.0	-37.3	
7.410	-13.5	H	3.0	34.9	1.0	-47.4	-13.0	-34.4	
Mid Ch, 1880MHz									
3.760	-18.6	V	3.0	35.3	1.0	-53.0	-13.0	-40.0	
5.640	-18.3	V	3.0	34.7	1.0	-52.0	-13.0	-39.0	
7.520	-14.7	V	3.0	34.9	1.0	-48.6	-13.0	-35.6	
3.760	-18.3	H	3.0	35.3	1.0	-52.7	-13.0	-39.7	
5.640	-18.3	H	3.0	34.7	1.0	-52.0	-13.0	-39.0	
7.520	-14.0	H	3.0	34.9	1.0	-48.0	-13.0	-35.0	
High Ch, 1907.6MHz									
3.815	-16.9	V	3.0	35.3	1.0	-51.2	-13.0	-38.2	
5.723	-15.8	V	3.0	34.7	1.0	-49.6	-13.0	-36.6	
7.630	-14.8	V	3.0	34.9	1.0	-48.8	-13.0	-35.8	
3.815	-18.7	H	3.0	35.3	1.0	-53.0	-13.0	-40.0	
5.723	-16.7	H	3.0	34.7	1.0	-50.5	-13.0	-37.5	
7.630	-13.8	H	3.0	34.9	1.0	-47.8	-13.0	-34.8	

Rev. 03.03.09
Note: No other emissions were detected above the system noise floor.

UL VERIFICATION SERVICES INC. FORM NO: CCSUP4701I
47173 BENICIA STREET, FREMONT, CA 94538, USA TEL: (510) 771-1000 FAX: (510) 661-0888

This report shall not be reproduced except in full, without the written approval of UL Verification Services Inc.

Compliance Certification Services
Above 1GHz High Frequency Substitution Measurement

Company: Samsung
Project #: 14I18594
Date: 08/18/14
Test Engineer: T. Oeur
Configuration: X-Pos EUT w/ AC charger, headset
Mode: HSDPA B5

Chamber	Pre-amplifer	Filter	Limit
3m Chamber	T34 8449B	Filter 1	Part 22

Band

Band 5

HSDPA

f GHz	SG reading (dBm)	Ant. Pol. (H/V)	Distance (m)	Preamp (dB)	Filter (dB)	EIRP (dBm)	Limit (dBm)	Delta (dB)	Notes
Low Ch, 826.4MHz									
1.653	-20.5	V	3.0	37.4	1.0	-56.8	-13.0	-43.8	
2.479	-21.8	V	3.0	36.4	1.0	-57.2	-13.0	-44.2	
3.306	-20.6	V	3.0	35.8	1.0	-55.4	-13.0	-42.4	
1.653	-14.5	H	3.0	37.4	1.0	-50.9	-13.0	-37.9	
2.479	-23.6	H	3.0	36.4	1.0	-59.0	-13.0	-46.0	
3.306	-21.6	H	3.0	35.8	1.0	-56.4	-13.0	-43.4	
Mid Ch, 836.6MHz									
1.673	-20.3	V	3.0	37.3	1.0	-56.6	-13.0	-43.6	
2.510	-23.5	V	3.0	36.4	1.0	-58.9	-13.0	-45.9	
3.346	-21.3	V	3.0	35.8	1.0	-56.0	-13.0	-43.0	
1.673	-16.4	H	3.0	37.3	1.0	-52.7	-13.0	-39.7	
2.510	-24.8	H	3.0	36.4	1.0	-60.1	-13.0	-47.1	
3.346	-21.0	H	3.0	35.8	1.0	-55.8	-13.0	-42.8	
High Ch, 846.6MHz									
1.693	-19.1	V	3.0	37.3	1.0	-55.4	-13.0	-42.4	
2.540	-22.9	V	3.0	36.3	1.0	-58.2	-13.0	-45.2	
3.386	-21.1	V	3.0	35.7	1.0	-55.8	-13.0	-42.8	
1.693	-15.6	H	3.0	37.3	1.0	-51.9	-13.0	-38.9	
2.540	-23.6	H	3.0	36.3	1.0	-58.9	-13.0	-45.9	
3.386	-21.1	H	3.0	35.7	1.0	-55.8	-13.0	-42.8	

Rev. 03.03.09
Note: No other emissions were detected above the system noise floor.

UL VERIFICATION SERVICES INC. FORM NO: CCSUP4701I
47173 BENICIA STREET, FREMONT, CA 94538, USA TEL: (510) 771-1000 FAX: (510) 661-0888

This report shall not be reproduced except in full, without the written approval of UL Verification Services Inc.

Compliance Certification Services
Above 1GHz High Frequency Substitution Measurement

Company: Samsung
Project #: 14I18594
Date: 08/18/14
Test Engineer: T. Oeur
Configuration: X-Pos EUT w/ AC charger, headset
Mode: REL99 B5

Chamber	Pre-amplifer	Filter	Limit
3m Chamber	T34 8449B	Filter 1	Part 22

Band

Band 5

REL99

f GHz	SG reading (dBm)	Ant. Pol. (H/V)	Distance (m)	Preamp (dB)	Filter (dB)	EIRP (dBm)	Limit (dBm)	Delta (dB)	Notes
Low Ch, 826.4MHz									
1.653	-17.0	V	3.0	37.4	1.0	-53.4	-13.0	-40.4	
2.479	-22.5	V	3.0	36.4	1.0	-57.9	-13.0	-44.9	
3.306	-18.9	V	3.0	35.8	1.0	-53.7	-13.0	-40.7	
1.653	-16.6	H	3.0	37.4	1.0	-53.0	-13.0	-40.0	
2.479	-20.7	H	3.0	36.4	1.0	-56.1	-13.0	-43.1	
3.306	-20.3	H	3.0	35.8	1.0	-55.1	-13.0	-42.1	
Mid Ch, 836.6MHz									
1.673	-16.7	V	3.0	37.3	1.0	-53.1	-13.0	-40.1	
2.510	-22.3	V	3.0	36.4	1.0	-57.6	-13.0	-44.6	
3.346	-20.6	V	3.0	35.8	1.0	-55.4	-13.0	-42.4	
1.673	-18.1	H	3.0	37.3	1.0	-54.4	-13.0	-41.4	
2.510	-24.6	H	3.0	36.4	1.0	-60.0	-13.0	-47.0	
3.346	-20.0	H	3.0	35.8	1.0	-54.7	-13.0	-41.7	
High Ch, 846.6MHz									
1.693	-16.0	V	3.0	37.3	1.0	-52.3	-13.0	-39.3	
2.540	-22.0	V	3.0	36.3	1.0	-57.4	-13.0	-44.4	
3.386	-21.1	V	3.0	35.7	1.0	-55.8	-13.0	-42.8	
1.693	-14.4	H	3.0	37.3	1.0	-50.7	-13.0	-37.7	
2.540	-22.2	H	3.0	36.3	1.0	-57.6	-13.0	-44.6	
3.386	-20.5	H	3.0	35.7	1.0	-55.2	-13.0	-42.2	

Rev. 03.03.09
Note: No other emissions were detected above the system noise floor.

UL VERIFICATION SERVICES INC. FORM NO: CCSUP4701I
47173 BENICIA STREET, FREMONT, CA 94538, USA TEL: (510) 771-1000 FAX: (510) 661-0888

This report shall not be reproduced except in full, without the written approval of UL Verification Services Inc.

GSM

Compliance Certification Services
Above 1GHz High Frequency Substitution Measurement

Company: Samsung
Project #: 14I18594
Date: 08/18/14
Test Engineer: T. Oeur
Configuration: X-Pos EUT w/ AC charger, headset
Mode: EGPRS1900

Chamber	Pre-amplifer	Filter	Limit
3m Chamber	T34 8449B	Filter 1	Part 24

Band

GSM 1900

EGPRS

f GHz	SG reading (dBm)	Ant. Pol. (H/V)	Distance (m)	Preamp (dB)	Filter (dB)	EIRP (dBm)	Limit (dBm)	Delta (dB)	Notes
Low Ch, 1850.2MHz									
3.700	-16.7	V	3.0	35.4	1.0	-51.1	-13.0	-38.1	
5.551	-16.4	V	3.0	34.7	1.0	-50.1	-13.0	-37.1	
7.401	-13.5	V	3.0	34.9	1.0	-47.4	-13.0	-34.4	
3.700	-15.9	H	3.0	35.4	1.0	-50.3	-13.0	-37.3	
5.551	-16.0	H	3.0	34.7	1.0	-49.7	-13.0	-36.7	
7.401	-12.0	H	3.0	34.9	1.0	-45.9	-13.0	-32.9	
Mid Ch, 1880MHz									
3.760	-15.7	V	3.0	35.3	1.0	-50.1	-13.0	-37.1	
5.640	-17.2	V	3.0	34.7	1.0	-50.9	-13.0	-37.9	
7.520	-13.7	V	3.0	34.9	1.0	-47.6	-13.0	-34.6	
3.760	-18.1	H	3.0	35.3	1.0	-52.4	-13.0	-39.4	
5.640	-15.9	H	3.0	34.7	1.0	-49.7	-13.0	-36.7	
7.520	-13.1	H	3.0	34.9	1.0	-47.0	-13.0	-34.0	
High Ch, 1909.8MHz									
3.820	-15.7	V	3.0	35.3	1.0	-49.9	-13.0	-36.9	
5.729	-16.1	V	3.0	34.7	1.0	-49.9	-13.0	-36.9	
7.639	-13.5	V	3.0	35.0	1.0	-47.4	-13.0	-34.4	
3.820	-15.0	H	3.0	35.3	1.0	-49.3	-13.0	-36.3	
5.729	-16.0	H	3.0	34.7	1.0	-49.7	-13.0	-36.7	
7.639	-12.7	H	3.0	35.0	1.0	-46.7	-13.0	-33.7	

Rev. 03.03.09
Note: No other emissions were detected above the system noise floor.

UL VERIFICATION SERVICES INC. FORM NO: CCSUP4701I
47173 BENICIA STREET, FREMONT, CA 94538, USA TEL: (510) 771-1000 FAX: (510) 661-0888

This report shall not be reproduced except in full, without the written approval of UL Verification Services Inc.

Compliance Certification Services
Above 1GHz High Frequency Substitution Measurement

Company: Samsung
Project #: 14I18594
Date: 08/18/14
Test Engineer: T. Oeur
Configuration: X-Pos EUT w/ AC charger, headset
Mode: GPRS1900

Chamber	Pre-amplifer	Filter	Limit
3m Chamber	T34 8449B	Filter 1	Part 24

Band	f GHz	SG reading (dBm)	Ant. Pol. (H/V)	Distance (m)	Preamp (dB)	Filter (dB)	EIRP (dBm)	Limit (dBm)	Delta (dB)	Notes
	Low Ch, 1850.2MHz									
	3.700	-15.9	V	3.0	35.4	1.0	-50.3	-13.0	-37.3	
GSM	5.551	-15.1	V	3.0	34.7	1.0	-48.8	-13.0	-35.8	
1900	7.401	-13.9	V	3.0	34.9	1.0	-47.8	-13.0	-34.8	
	3.700	-16.6	H	3.0	35.4	1.0	-51.0	-13.0	-38.0	
	5.551	-13.9	H	3.0	34.7	1.0	-47.6	-13.0	-34.6	
GPRS	7.401	-12.7	H	3.0	34.9	1.0	-46.7	-13.0	-33.7	
	Mid Ch, 1880MHz									
	3.760	-15.3	V	3.0	35.3	1.0	-49.6	-13.0	-36.6	
	5.640	-14.6	V	3.0	34.7	1.0	-48.3	-13.0	-35.3	
	7.520	-13.5	V	3.0	34.9	1.0	-47.4	-13.0	-34.4	
	3.760	-16.1	H	3.0	35.3	1.0	-50.4	-13.0	-37.4	
	5.640	-16.1	H	3.0	34.7	1.0	-49.8	-13.0	-36.8	
	7.520	-13.1	H	3.0	34.9	1.0	-47.0	-13.0	-34.0	
	High Ch, 1909.8MHz									
	3.820	-14.1	V	3.0	35.3	1.0	-48.4	-13.0	-35.4	
	5.729	-16.2	V	3.0	34.7	1.0	-49.9	-13.0	-36.9	
	7.639	-13.2	V	3.0	35.0	1.0	-47.1	-13.0	-34.1	
	3.820	-14.0	H	3.0	35.3	1.0	-48.3	-13.0	-35.3	
	5.729	-15.4	H	3.0	34.7	1.0	-49.1	-13.0	-36.1	
	7.639	-11.9	H	3.0	35.0	1.0	-45.8	-13.0	-32.8	

Rev. 03.03.09
Note: No other emissions were detected above the system noise floor.

UL VERIFICATION SERVICES INC. FORM NO: CCSUP4701I
47173 BENICIA STREET, FREMONT, CA 94538, USA TEL: (510) 771-1000 FAX: (510) 661-0888

This report shall not be reproduced except in full, without the written approval of UL Verification Services Inc.

Compliance Certification Services
Above 1GHz High Frequency Substitution Measurement

Company: Samsung
Project #: 14I18594 (SN: ef0d447d)
Date: 09/02/14
Test Engineer: R. Alegre
Configuration: X-Pos EUT w/ AC charger, headset
Mode: EGPRS850

Chamber	Pre-amplifer	Filter	Limit
3m Chamber	T34 8449B	Filter 1	

Band	f GHz	SG reading (dBm)	Ant. Pol. (H/V)	Distance (m)	Preamp (dB)	Filter (dB)	EIRP (dBm)	Limit (dBm)	Delta (dB)	Notes
	Low Ch, 824.2MHz									
GSM 850 EGPRS	1.648	-24.1	V	3.0	37.4	1.0	-60.5	-13.0	-47.5	
	2.473	-16.5	V	3.0	36.4	1.0	-51.9	-13.0	-38.9	
	3.297	-22.7	V	3.0	35.8	1.0	-57.5	-13.0	-44.5	
	1.648	-21.3	H	3.0	37.4	1.0	-57.6	-13.0	-44.6	
	2.473	-12.9	H	3.0	36.4	1.0	-48.3	-13.0	-35.3	
	3.297	-23.4	H	3.0	35.8	1.0	-58.2	-13.0	-45.2	
	Mid Ch, 836.6MHz									
	1.673	-21.6	V	3.0	37.3	1.0	-57.9	-13.0	-44.9	
	2.510	-16.6	V	3.0	36.4	1.0	-51.9	-13.0	-38.9	
	3.346	-22.5	V	3.0	35.8	1.0	-57.3	-13.0	-44.3	
	1.673	-20.9	H	3.0	37.3	1.0	-57.2	-13.0	-44.2	
	2.510	-10.0	H	3.0	36.4	1.0	-45.4	-13.0	-32.4	
	3.346	-23.6	H	3.0	35.8	1.0	-58.3	-13.0	-45.3	
	High Ch, 848.8MHz									
	1.698	-19.8	V	3.0	37.3	1.0	-56.1	-13.0	-43.1	
	2.546	-19.1	V	3.0	36.3	1.0	-54.4	-13.0	-41.4	
	3.395	-18.4	V	3.0	35.7	1.0	-53.1	-13.0	-40.1	
	1.698	-15.7	H	3.0	37.3	1.0	-52.0	-13.0	-39.0	
	2.546	-8.6	H	3.0	36.3	1.0	-43.9	-13.0	-30.9	
	3.395	-22.8	H	3.0	35.7	1.0	-57.5	-13.0	-44.5	

Rev. 03.03.09
Note: No other emissions were detected above the system noise floor.

UL VERIFICATION SERVICES INC. FORM NO: CCSUP4701I
47173 BENICIA STREET, FREMONT, CA 94538, USA TEL: (510) 771-1000 FAX: (510) 661-0888

This report shall not be reproduced except in full, without the written approval of UL Verification Services Inc.

Compliance Certification Services
Above 1GHz High Frequency Substitution Measurement

Company: Samsung
Project #: 14I18594 (SN: ef0d447d)
Date: 09/02/14
Test Engineer: R. Alegre
Configuration: X-Pos EUT w/ AC charger, headset
Mode: GPRS850

Chamber	Pre-amplifer	Filter	Limit
3m Chamber	T34 8449B	Filter 1	

Band	f GHz	SG reading (dBm)	Ant. Pol. (H/V)	Distance (m)	Preamp (dB)	Filter (dB)	EIRP (dBm)	Limit (dBm)	Delta (dB)	Notes
	Low Ch, 824.2MHz									
GSM 850 GPRS	1.648	-23.4	V	3.0	37.4	1.0	-59.8	-13.0	-46.8	
	2.473	-16.0	V	3.0	36.4	1.0	-51.4	-13.0	-38.4	
	3.297	-23.0	V	3.0	35.8	1.0	-57.8	-13.0	-44.8	
	1.648	-20.0	H	3.0	37.4	1.0	-56.4	-13.0	-43.4	
	2.473	-11.4	H	3.0	36.4	1.0	-46.8	-13.0	-33.8	
	3.297	-23.0	H	3.0	35.8	1.0	-57.8	-13.0	-44.8	
	Mid Ch, 836.6MHz									
	1.673	-21.3	V	3.0	37.3	1.0	-57.6	-13.0	-44.6	
	2.510	-16.1	V	3.0	36.4	1.0	-51.5	-13.0	-38.5	
	3.346	-23.0	V	3.0	35.8	1.0	-57.8	-13.0	-44.8	
	1.673	-19.2	H	3.0	37.3	1.0	-55.5	-13.0	-42.5	
	2.510	-6.9	H	3.0	36.4	1.0	-42.2	-13.0	-29.2	
	3.346	-22.8	H	3.0	35.8	1.0	-57.5	-13.0	-44.5	
	High Ch, 848.8MHz									
	1.698	-19.1	V	3.0	37.3	1.0	-55.4	-13.0	-42.4	
	2.546	-18.5	V	3.0	36.3	1.0	-53.8	-13.0	-40.8	
	3.395	-18.4	V	3.0	35.7	1.0	-53.1	-13.0	-40.1	
	1.698	-15.0	H	3.0	37.3	1.0	-51.3	-13.0	-38.3	
	2.546	-7.2	H	3.0	36.3	1.0	-42.6	-13.0	-29.6	
	3.395	-21.9	H	3.0	35.7	1.0	-56.6	-13.0	-43.6	

Rev. 03.03.09
Note: No other emissions were detected above the system noise floor.

UL VERIFICATION SERVICES INC. FORM NO: CCSUP4701I
47173 BENICIA STREET, FREMONT, CA 94538, USA TEL: (510) 771-1000 FAX: (510) 661-0888

This report shall not be reproduced except in full, without the written approval of UL Verification Services Inc.