VERTICAL PEAK AND AVERAGE PLOT

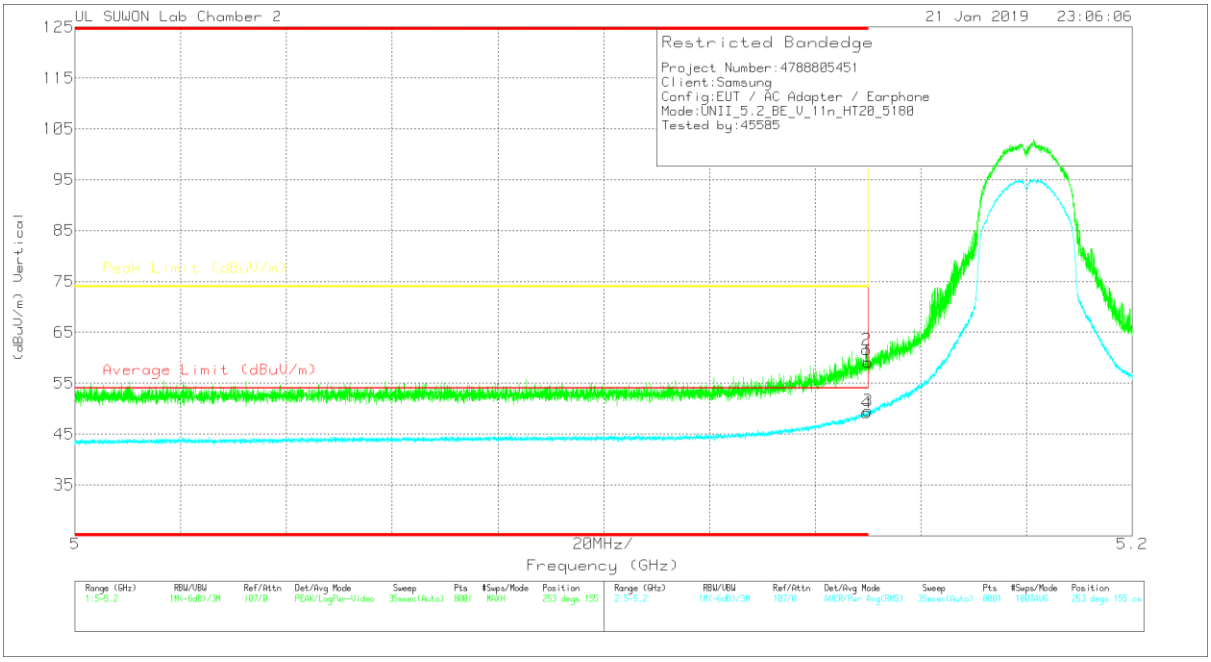

VERTICAL DATA

Trace Markers

Marker	Frequency (GHz)	Meter Reading (dBuV)	Det	3117_00168724	10dB[dB]	DC Corr (dB)	Corrected Reading (dBuV/m)	Average Limit (dBuV/m)	Margin (dB)	Peak Limit (dBuV/m)	PK Margin (dB)	Azimuth (Degs)	Height (cm)	Polarity
1	5.15	43.07	Pk	34.3	-18.2	0	59.17	-	-	74	-14.83	253	155	V
2	* 5.15	45.47	Pk	34.3	-18.2	0	61.57	-	-	74	-12.43	253	155	V
3	5.15	32.46	RMS	34.3	-17.3	.11	49.57	54	-4.43	-	-	253	155	V
4	* 5.15	32.16	RMS	34.3	-17.3	.11	49.27	54	-4.73	-	-	253	155	V

* - indicates frequency in CFR47 Pt 15 / IC RSS-Restricted Band
Pk - Peak detector
RMS - RMS detection

UL Korea, Ltd. Confidential
This report shall not be reproduced except in full, without the written approval of UL Korea, Ltd.

HARMONICS AND SPURIOUS EMISSIONS

LOW CHANNEL HORIZONTAL

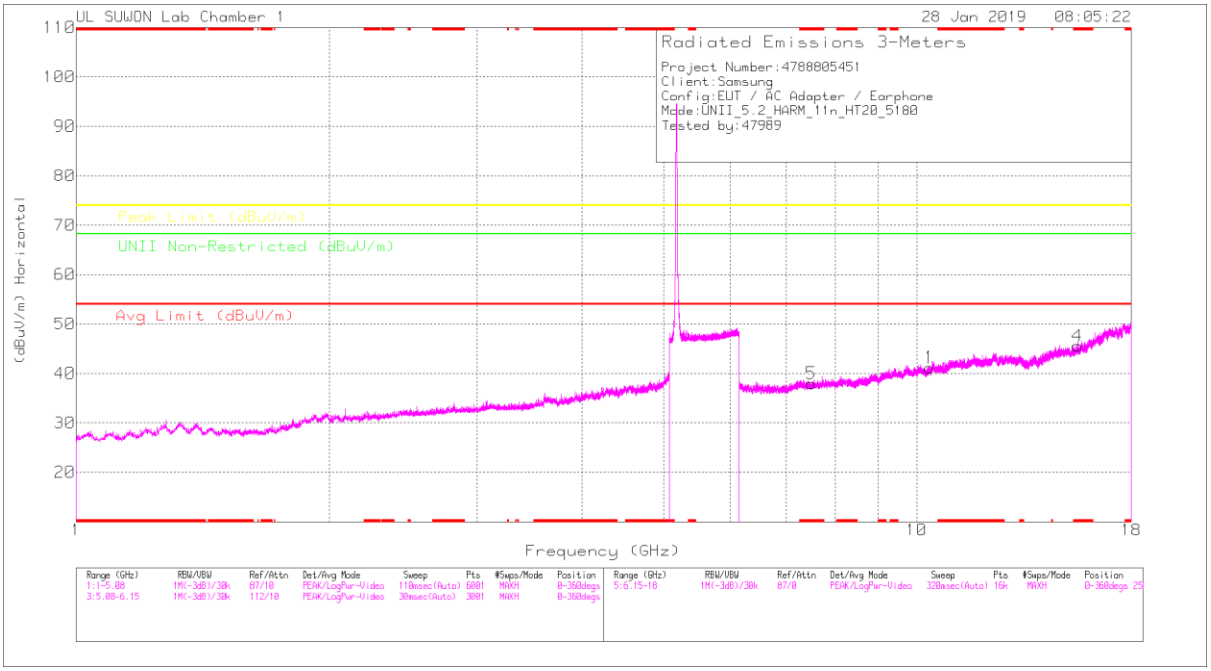

LOW CHANNEL VERTICAL

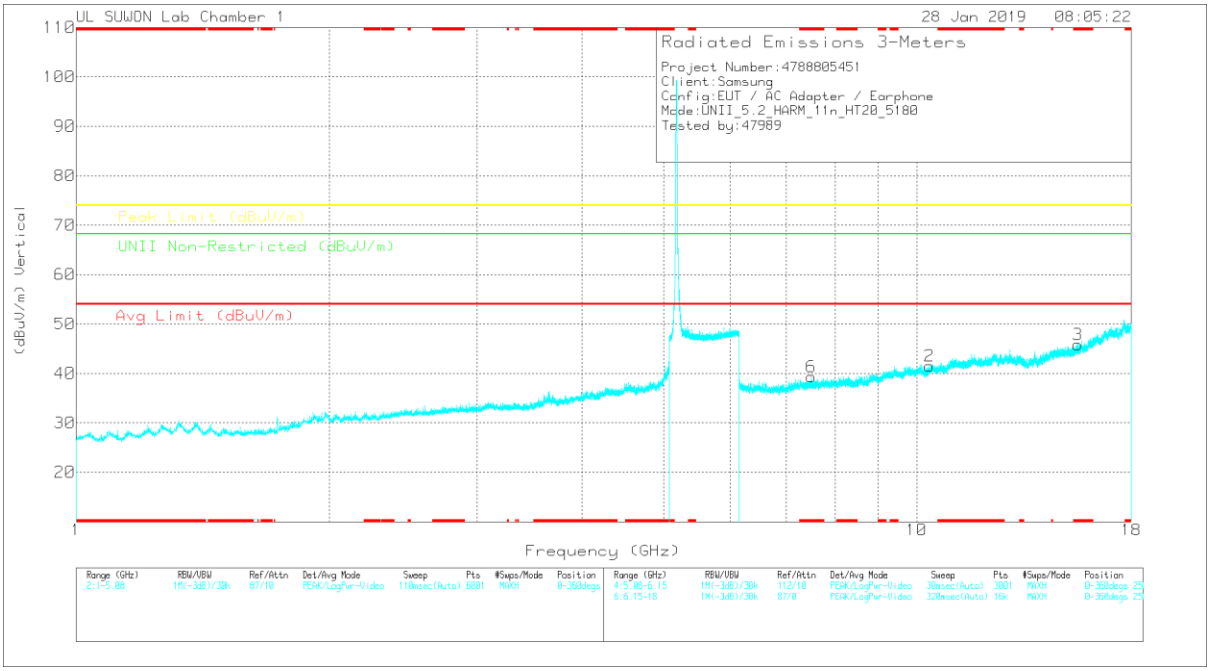

Note: Emission was scanned up to 40GHz; No emissions were detected above the noise floor which was at least 20dB below the specification limit.

UL Korea, Ltd. Confidential
This report shall not be reproduced except in full, without the written approval of UL Korea, Ltd.

LOW CHANNEL DATA

Trace Markers

Marker	Frequency (GHz)	Meter Reading (dBuV)	Det	3117_00168717	6GHz_HP(dB)	DC Corr (dB)	Corrected Reading (dBuV/m)	Avg Limit (dBuV/m)	Margin (dB)	Peak Limit (dBuV/m)	Margin (dB)	UNII Non-Restricted (dBuV/m)	Margin (dB)	Azimuth (Degs)	Height (cm)	Polarity
1	10.356	25.95	PK	37.6	-22.4	0	41.15	-	-	-	-	68.2	-27.05	0-360	250	H
4	* 15.537	26.06	PK	40.2	-20.7	0	45.56	-	-	74	-28.44	-	-	0-360	150	H
5	* 7.494	29.16	PK	35.8	-27	0	37.96	-	-	74	-36.04	-	-	0-360	150	H
2	10.362	26.19	PK	37.6	-22.3	0	41.49	-	-	-	-	68.2	-26.71	0-360	250	V
3	* 15.541	26.44	PK	40.2	-20.8	0	45.84	-	-	74	-28.16	-	-	0-360	250	V
6	* 7.494	30.54	PK	35.8	-27	0	39.34	-	-	74	-34.66	-	-	0-360	250	V

* - indicates frequency in CFR47 Pt 15 / IC RSS-Restricted Band
PK – Peak Detector

Note: Only peak measurement was performed. Because peak measurement result of unwanted emission is less than average limit (54dBuV/m).

UL Korea, Ltd. Confidential
This report shall not be reproduced except in full, without the written approval of UL Korea, Ltd.

MID CHANNEL HORIZONTAL

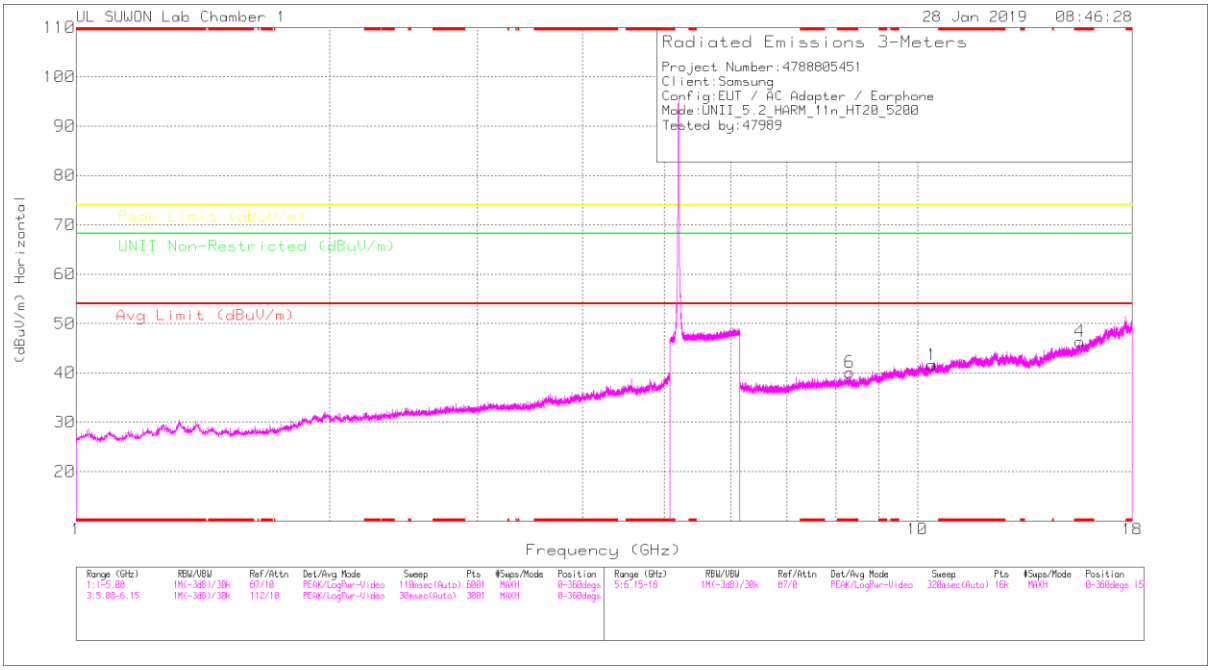

MID CHANNEL VERTICAL

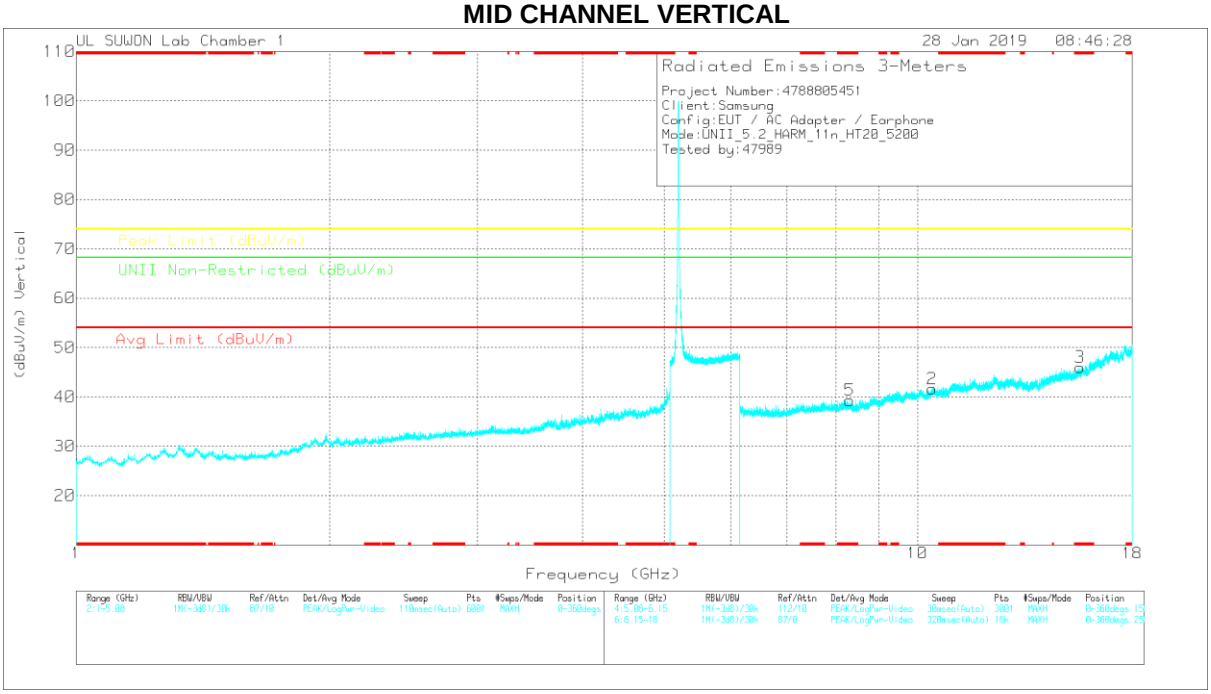

Note: Emission was scanned up to 40GHz; No emissions were detected above the noise floor which was at least 20dB below the specification limit.

UL Korea, Ltd. Confidential
This report shall not be reproduced except in full, without the written approval of UL Korea, Ltd.

MID CHANNEL DATA

Trace Markers

Marker	Frequency (GHz)	Meter Reading (dBuV)	Det	3117_00168717	6GHz_HP[dB]	DC Corr (dB)	Corrected Reading (dBuV/m)	Avg Limit (dBuV/m)	Margin (dB)	Peak Limit (dBuV/m)	Margin (dB)	UNII Non-Restricted (dBuV/m)	Margin (dB)	Azimuth (Degs)	Height (cm)	Polarity
1	10.403	25.74	PK	37.6	-21.7	0	41.64	-	-	-	-	68.2	-26.56	0-360	250	H
4	* 15.603	27.48	PK	40.2	-21.3	0	46.38	-	-	74	-27.62	-	-	0-360	150	H
6	* 8.31	29.02	PK	36.4	-25.3	0	40.12	-	-	74	-33.88	-	-	0-360	150	H
2	10.405	25.71	PK	37.6	-21.7	0	41.61	-	-	-	-	68.2	-26.59	0-360	150	V
3	* 15.593	26.98	PK	40.2	-21.2	0	45.98	-	-	74	-28.02	-	-	0-360	250	V
5	* 8.314	28.29	PK	36.3	-25.3	0	39.29	-	-	74	-34.71	-	-	0-360	150	V

* - indicates frequency in CFR47 Pt 15 / IC RSS-Restricted Band
PK - Peak Detector

Note: Only peak measurement was performed. Because peak measurement result of unwanted emission is less than average limit (54dBuV/m).

UL Korea, Ltd. Suwon Laboratory FORM ID: FCC_15E
218 Maeyeong-ro, Yeongtong-gu, Suwon-si, Gyeonggi-do, 16675 Korea TEL: (031) 337-9902,FAX: (031) 213-5433
UL Korea, Ltd. Confidential
This report shall not be reproduced except in full, without the written approval of UL Korea, Ltd.

HIGH CHANNEL HORIZONTAL

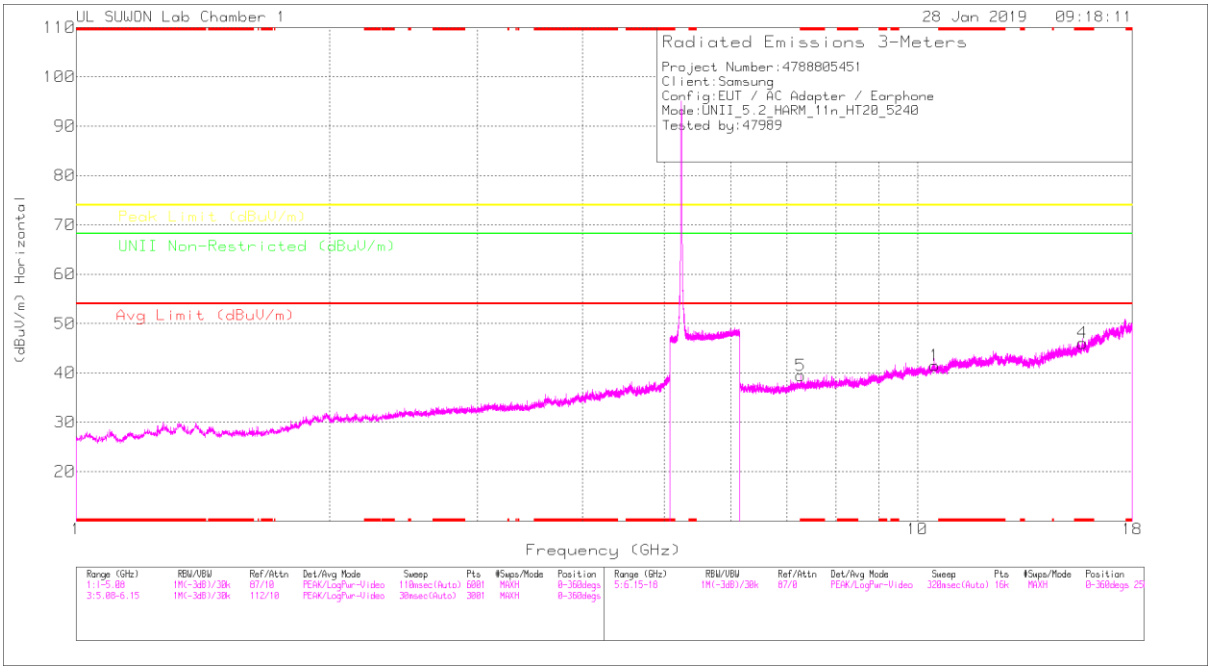

HIGH CHANNEL VERTICAL

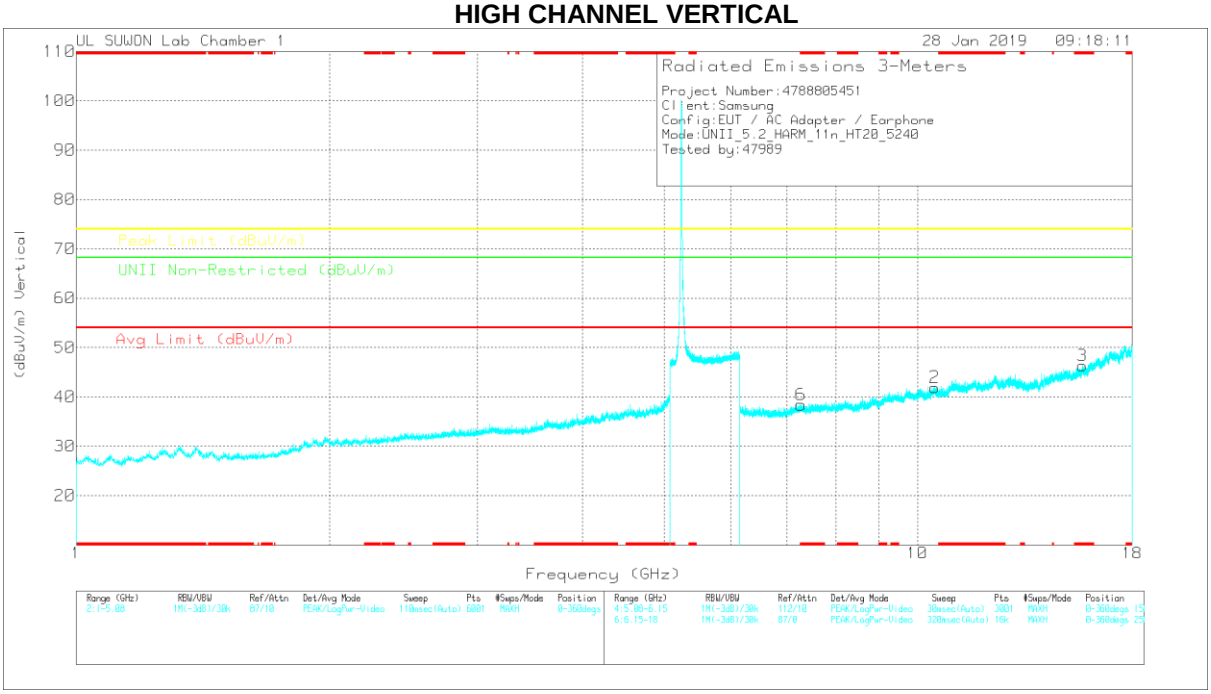

Note: Emission was scanned up to 40GHz; No emissions were detected above the noise floor which was at least 20dB below the specification limit.

UL Korea, Ltd. Confidential
This report shall not be reproduced except in full, without the written approval of UL Korea, Ltd.

HIGH CHANNEL DATA

Trace Markers

Marker	Frequency (GHz)	Meter Reading (dBuV)	Det	3117_00168717	6GHz_HP(dB)	DC Corr (dB)	Corrected Reading (dBuV/m)	Avg Limit (dBuV/m)	Margin (dB)	Peak Limit (dBuV/m)	Margin (dB)	UNII Non-Restricted (dBuV/m)	Margin (dB)	Azimuth (Degs)	Height (cm)	Polarity
1	10.476	25.6	PK	37.7	-21.8	0	41.5	-	-	-	-	68.2	-26.7	0-360	150	H
4	* 15.718	26.63	PK	40.4	-21	0	46.03	-	-	74	-27.97	-	-	0-360	150	H
5	* 7.268	30.58	PK	35.8	-26.9	0	39.48	-	-	74	-34.52	-	-	0-360	250	H
2	10.477	26.01	PK	37.7	-21.8	0	41.91	-	-	-	-	68.2	-26.29	0-360	250	V
3	* 15.719	26.94	PK	40.4	-21	0	46.34	-	-	74	-27.66	-	-	0-360	250	V
6	* 7.27	29.5	PK	35.8	-26.9	0	38.4	-	-	74	-35.6	-	-	0-360	150	V

* - indicates frequency in CFR47 Pt 15 / IC RSS-Restricted Band
PK – Peak Detector

Note: Only peak measurement was performed. Because peak measurement result of unwanted emission is less than average limit (54dBuV/m).

UL Korea, Ltd. Confidential
This report shall not be reproduced except in full, without the written approval of UL Korea, Ltd.

11.1.3.TX Above 1GHz 802.11n HT40 MODE IN THE 5.2GHz BAND RESTRICTED BANDEDGE (LOW CHANNEL)

HORIZONTAL PEAK AND AVERAGE PLOT

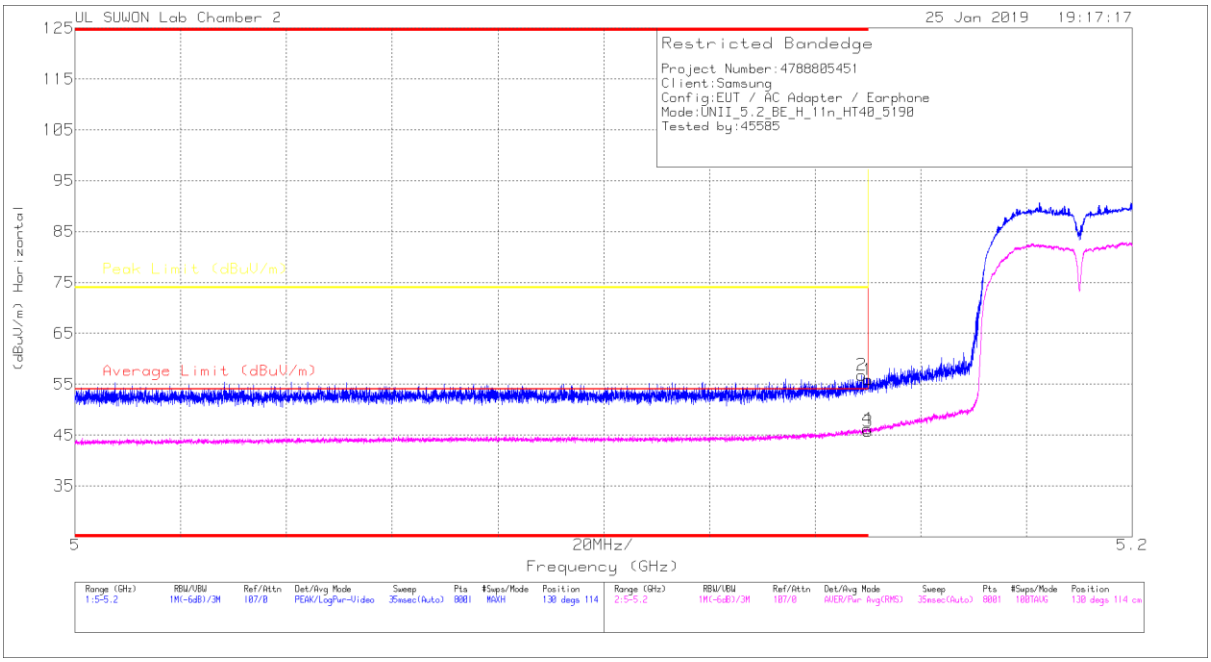

HORIZONTAL DATA

Trace Markers

Marker	Frequency (GHz)	Meter Reading (dBuV)	Det	3117_00168724	10dB[dB]	DC Corr (dB)	Corrected Reading (dBuV/m)	Average Limit (dBuV/m)	Margin (dB)	Peak Limit (dBuV/m)	PK Margin (dB)	Azimuth (Degs)	Height (cm)	Polarity
1	5.15	39.74	Pk	34.3	-18.2	0	55.84	-	-	74	-18.16	130	114	H
2	* 5.149	40.72	Pk	34.3	-18.2	0	56.82	-	-	74	-17.18	130	114	H
3	5.15	28.49	RMS	34.3	-17.3	.31	45.8	54	-8.2	-	-	130	114	H
4	* 5.15	28.97	RMS	34.3	-17.3	.31	46.28	54	-7.72	-	-	130	114	H

* - indicates frequency in CFR47 Pt 15 / IC RSS-Restricted Band
Pk - Peak detector
RMS - RMS detection

UL Korea, Ltd. Confidential
This report shall not be reproduced except in full, without the written approval of UL Korea, Ltd.

VERTICAL PEAK AND AVERAGE PLOT

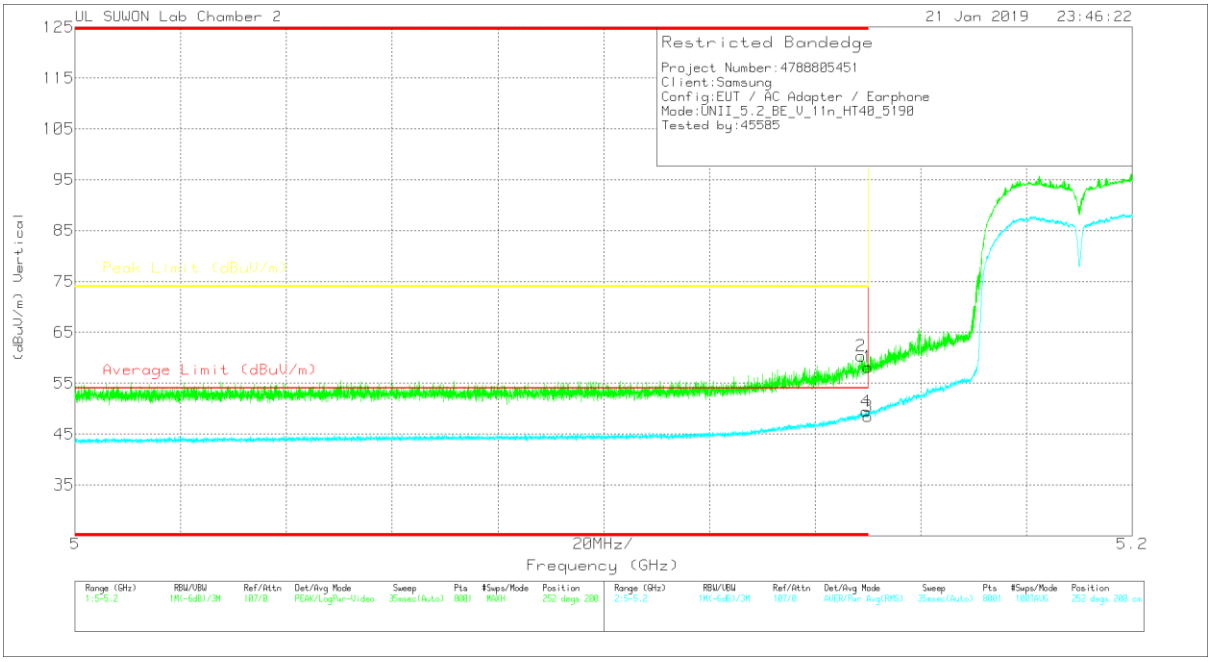

VERTICAL DATA

Trace Markers

Marker	Frequency (GHz)	Meter Reading (dBuV)	Det	3117_00168724	10dB[dB]	DC Corr (dB)	Corrected Reading (dBuV/m)	Average Limit (dBuV/m)	Margin (dB)	Peak Limit (dBuV/m)	PK Margin (dB)	Azimuth (Degs)	Height (cm)	Polarity
1	5.15	42.08	Pk	34.3	-18.2	0	58.18	-	-	74	-15.82	252	200	V
2	* 5.149	44.15	Pk	34.3	-18.1	0	60.35	-	-	74	-13.65	252	200	V
3	5.15	31.11	RMS	34.3	-17.3	.31	48.42	54	-5.58	-	-	252	200	V
4	* 5.15	32.18	RMS	34.3	-17.3	.31	49.49	54	-4.51	-	-	252	200	V

* - indicates frequency in CFR47 Pt 15 / IC RSS-Restricted Band
Pk - Peak detector
RMS - RMS detection

UL Korea, Ltd. Confidential
This report shall not be reproduced except in full, without the written approval of UL Korea, Ltd.

HARMONICS AND SPURIOUS EMISSIONS

LOW CHANNEL HORIZONTAL

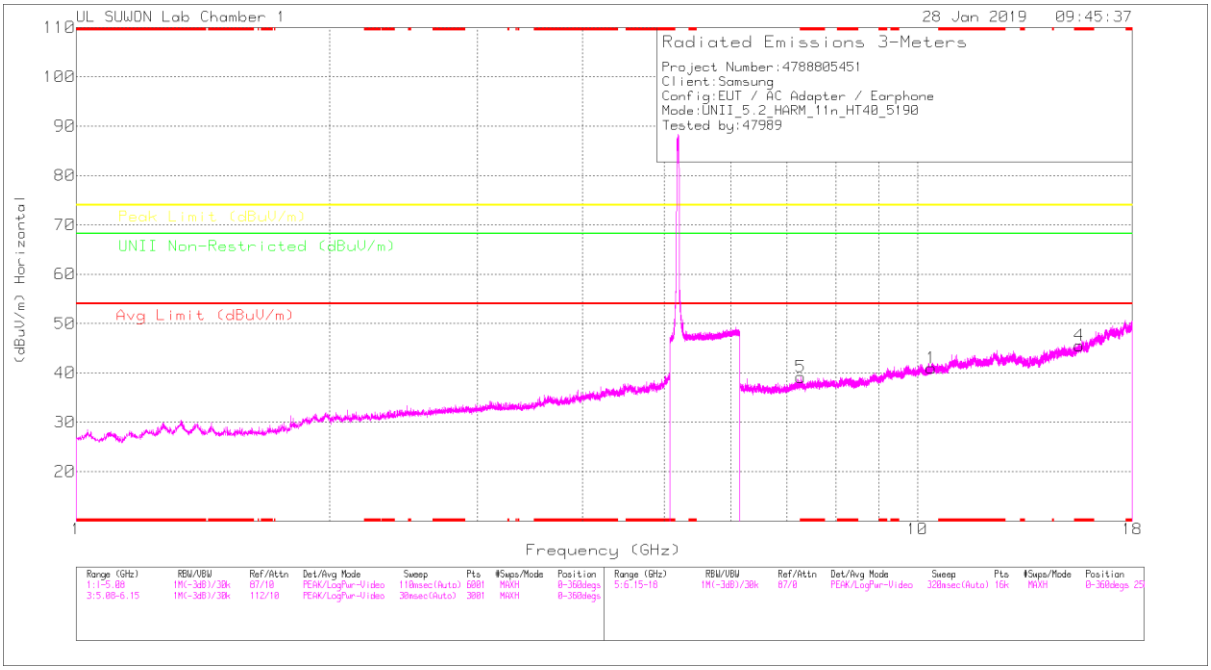

LOW CHANNEL VERTICAL

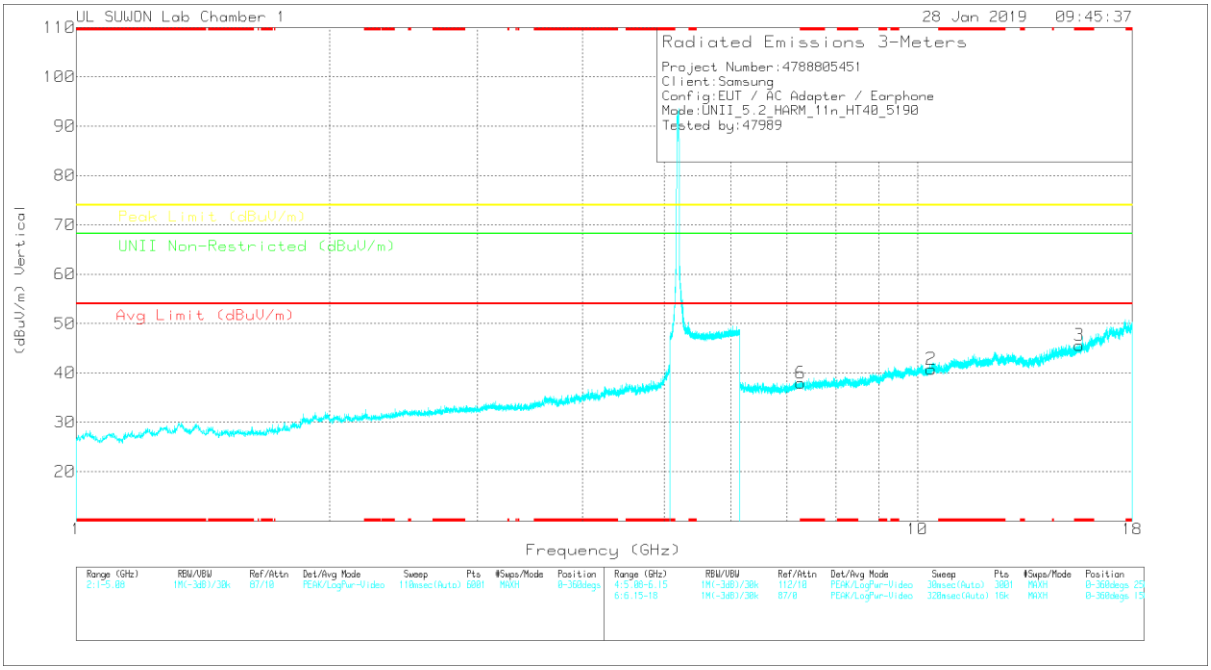

Note: Emission was scanned up to 40GHz; No emissions were detected above the noise floor which was at least 20dB below the specification limit.

UL Korea, Ltd. Confidential
This report shall not be reproduced except in full, without the written approval of UL Korea, Ltd.

LOW CHANNEL DATA

Trace Markers

Marker	Frequency (GHz)	Meter Reading (dBuV)	Det	3117_00168717	6GHz_HP[dB]	DC Corr (dB)	Corrected Reading (dBuV/m)	Avg Limit (dBuV/m)	Margin (dB)	Peak Limit (dBuV/m)	Margin (dB)	UNII Non-Restricted (dBuV/m)	Margin (dB)	Azimuth (Degs)	Height (cm)	Polarity
1	10.385	25.46	PK	37.6	-22.1	0	40.96	-	-	-	-	68.2	-27.24	0-360	150	H
4	* 15.575	26.43	PK	40.2	-21.1	0	45.53	-	-	74	-28.47	-	-	0-360	150	H
5	* 7.265	30.26	PK	35.8	-26.9	0	39.16	-	-	74	-34.84	-	-	0-360	150	H
2	10.384	25.29	PK	37.6	-22.1	0	40.79	-	-	-	-	68.2	-27.41	0-360	150	V
3	* 15.578	26.51	PK	40.2	-21.1	0	45.61	-	-	74	-28.39	-	-	0-360	250	V
6	* 7.265	29.06	PK	35.8	-26.9	0	37.96	-	-	74	-36.04	-	-	0-360	250	V

* - indicates frequency in CFR47 Pt 15 / IC RSS-Restricted Band
PK – Peak Detector

Note: Only peak measurement was performed. Because peak measurement result of unwanted emission is less than average limt (54dBuV/m).

UL Korea, Ltd. Confidential
This report shall not be reproduced except in full, without the written approval of UL Korea, Ltd.

HIGH CHANNEL HORIZONTAL

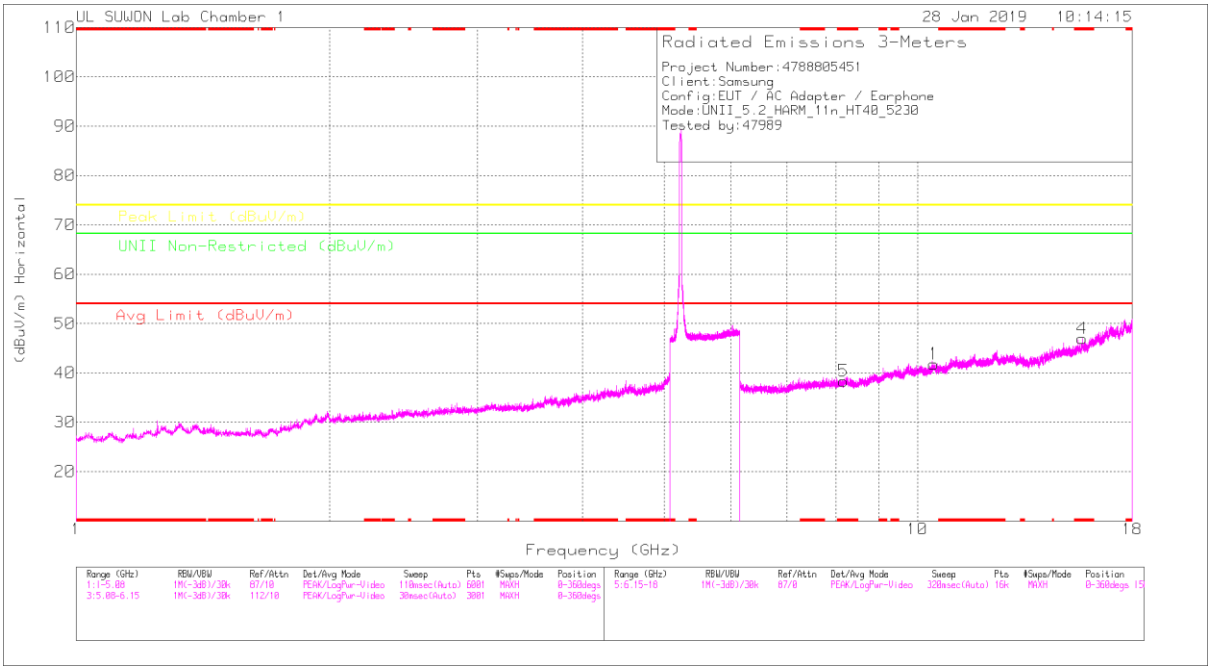

HIGH CHANNEL VERTICAL

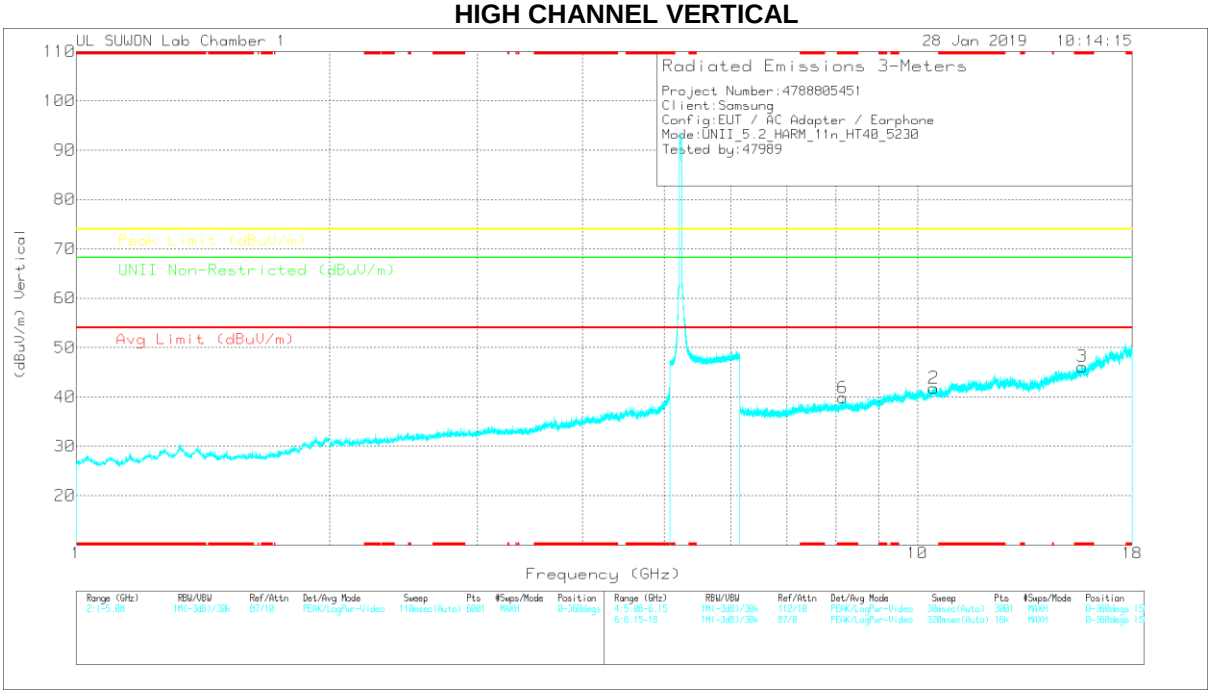

Note: Emission was scanned up to 40GHz; No emissions were detected above the noise floor which was at least 20dB below the specification limit.

UL Korea, Ltd. Confidential
This report shall not be reproduced except in full, without the written approval of UL Korea, Ltd.

HIGH CHANNEL DATA

Trace Markers

Marker	Frequency (GHz)	Meter Reading (dBuV)	Det	3117_00168717	6GHz_HP(dB)	DC Corr (dB)	Corrected Reading (dBuV/m)	Avg Limit (dBuV/m)	Margin (dB)	Peak Limit (dBuV/m)	Margin (dB)	UNII Non-Restricted (dBuV/m)	Margin (dB)	Azimuth (Degs)	Height (cm)	Polarity
1	10.456	25.69	PK	37.7	-21.6	0	41.79	-	-	-	-	68.2	-26.41	0-360	250	H
4	* 15.698	27.58	PK	40.4	-21	0	46.98	-	-	74	-27.02	-	-	0-360	150	H
5	* 8.163	28.24	PK	36.3	-26.2	0	38.34	-	-	74	-35.66	-	-	0-360	250	H
2	10.456	25.69	PK	37.7	-21.6	0	41.79	-	-	-	-	68.2	-26.41	0-360	250	V
3	* 15.697	26.75	PK	40.4	-21	0	46.15	-	-	74	-27.85	-	-	0-360	150	V
6	* 8.158	29.86	PK	36.3	-26.3	0	39.86	-	-	74	-34.14	-	-	0-360	150	V

* - indicates frequency in CFR47 Pt 15 / IC RSS-Restricted Band
PK - Peak Detector

Note: Only peak measurement was performed. Because peak measurement result of unwanted emission is less than average limt (54dBuV/m).

UL Korea, Ltd. Confidential
This report shall not be reproduced except in full, without the written approval of UL Korea, Ltd.

11.1.4.TX Above 1GHz 802.11ac VHT80 MODE IN THE 5.2GHz BAND RESTRICTED BANDEDGE (MID CHANNEL)

HORIZONTAL PEAK AND AVERAGE PLOT

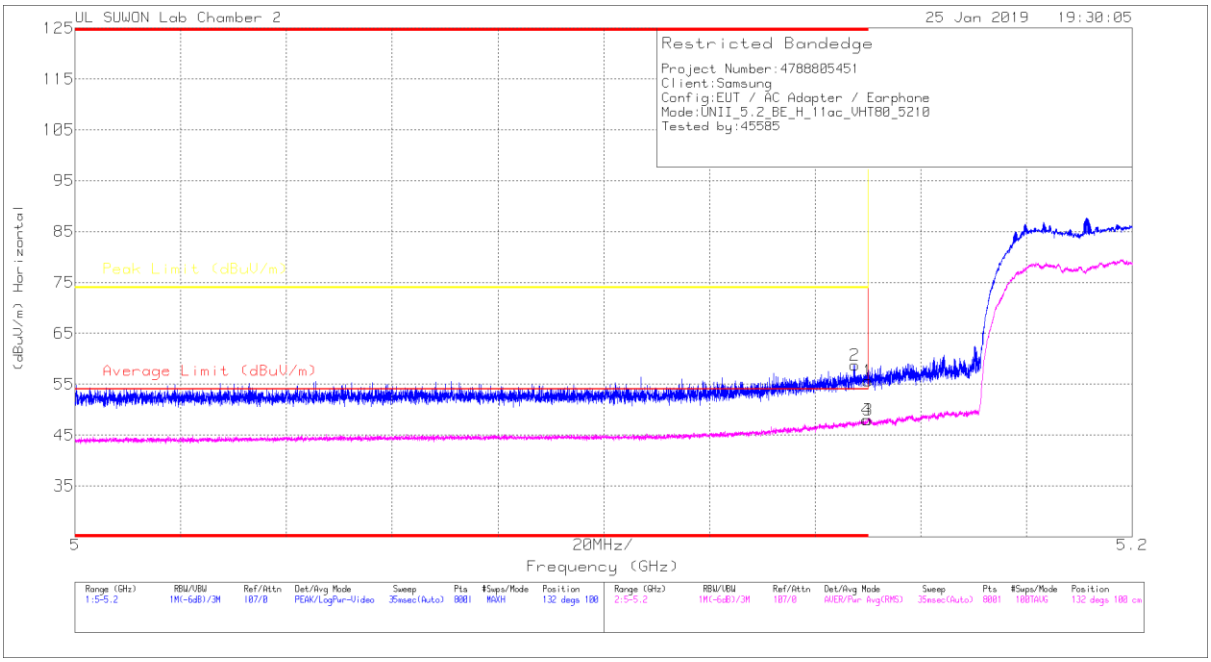

HORIZONTAL DATA

Trace Markers

Marker	Frequency (GHz)	Meter Reading (dBuV)	Det	3117_00168724	10dB[dB]	DC Corr (dB)	Corrected Reading (dBuV/m)	Average Limit (dBuV/m)	Margin (dB)	Peak Limit (dBuV/m)	PK Margin (dB)	Azimuth (Degs)	Height (cm)	Polarity
1	5.15	39.5	Pk	34.3	-18.2	0	55.6	-	-	74	-18.4	132	100	H
2	* 5.147	42.55	Pk	34.3	-18.1	0	58.75	-	-	74	-15.25	132	100	H
3	5.15	30.35	RMS	34.3	-17.3	.67	48.02	54	-5.98	-	-	132	100	H
4	* 5.15	30.36	RMS	34.3	-17.3	.67	48.03	54	-5.97	-	-	132	100	H

* - indicates frequency in CFR47 Pt 15 / IC RSS-Restricted Band
Pk - Peak detector
RMS - RMS detection

UL Korea, Ltd. Confidential
This report shall not be reproduced except in full, without the written approval of UL Korea, Ltd.

VERTICAL PEAK AND AVERAGE PLOT

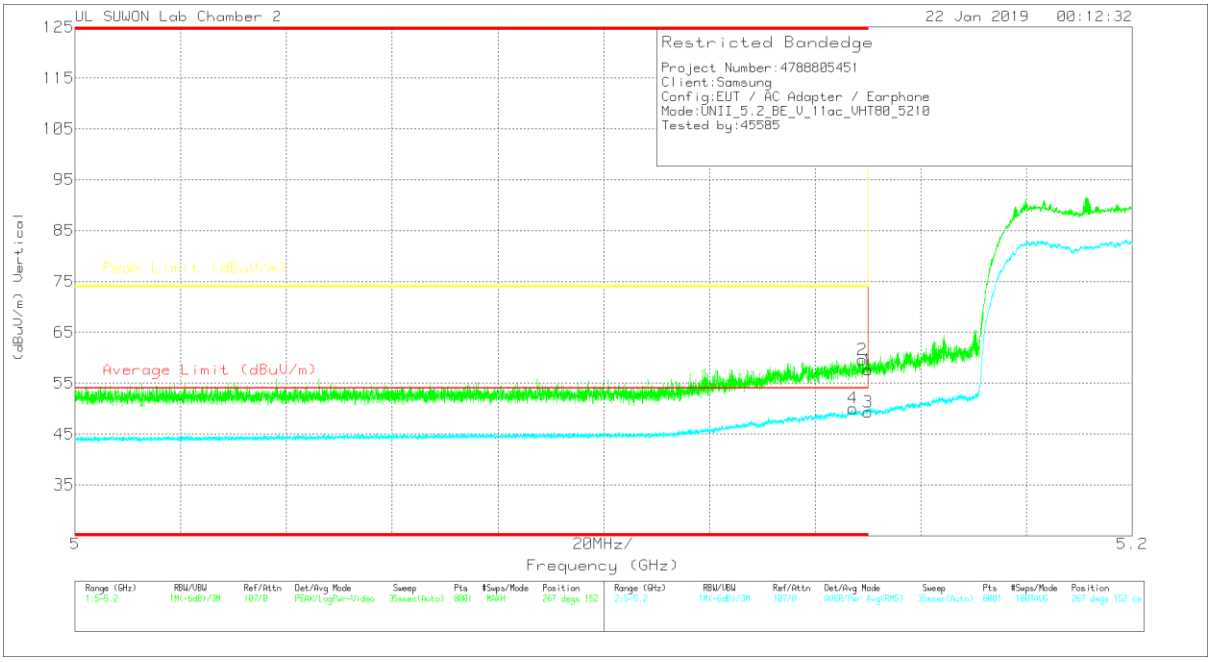

VERTICAL DATA

Trace Markers

Marker	Frequency (GHz)	Meter Reading (dBuV)	Det	3117_00168724	10dB[dB]	DC Corr (dB)	Corrected Reading (dBuV/m)	Average Limit (dBuV/m)	Margin (dB)	Peak Limit (dBuV/m)	PK Margin (dB)	Azimuth (Degs)	Height (cm)	Polarity
1	5.15	41.5	Pk	34.3	-18.2	0	57.6	-	-	74	-16.4	267	152	V
2	* 5.149	43.55	Pk	34.3	-18.2	0	59.65	-	-	74	-14.35	267	152	V
3	5.15	31.7	RMS	34.3	-17.3	.67	49.37	54	-4.63	-	-	267	152	V
4	* 5.147	32.35	RMS	34.3	-17.3	.67	50.02	54	-3.98	-	-	267	152	V

* - indicates frequency in CFR47 Pt 15 / IC RSS-Restricted Band
Pk - Peak detector
RMS - RMS detection

UL Korea, Ltd. Confidential
This report shall not be reproduced except in full, without the written approval of UL Korea, Ltd.

HARMONICS AND SPURIOUS EMISSIONS

MID CHANNEL HORIZONTAL

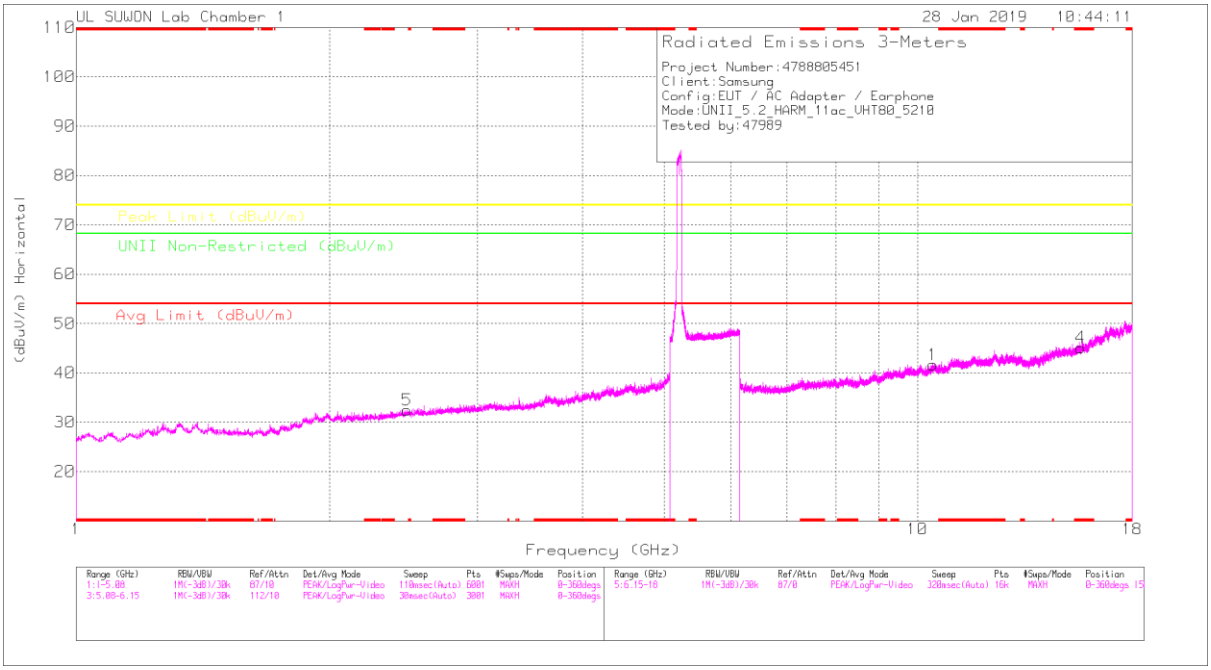

MID CHANNEL VERTICAL

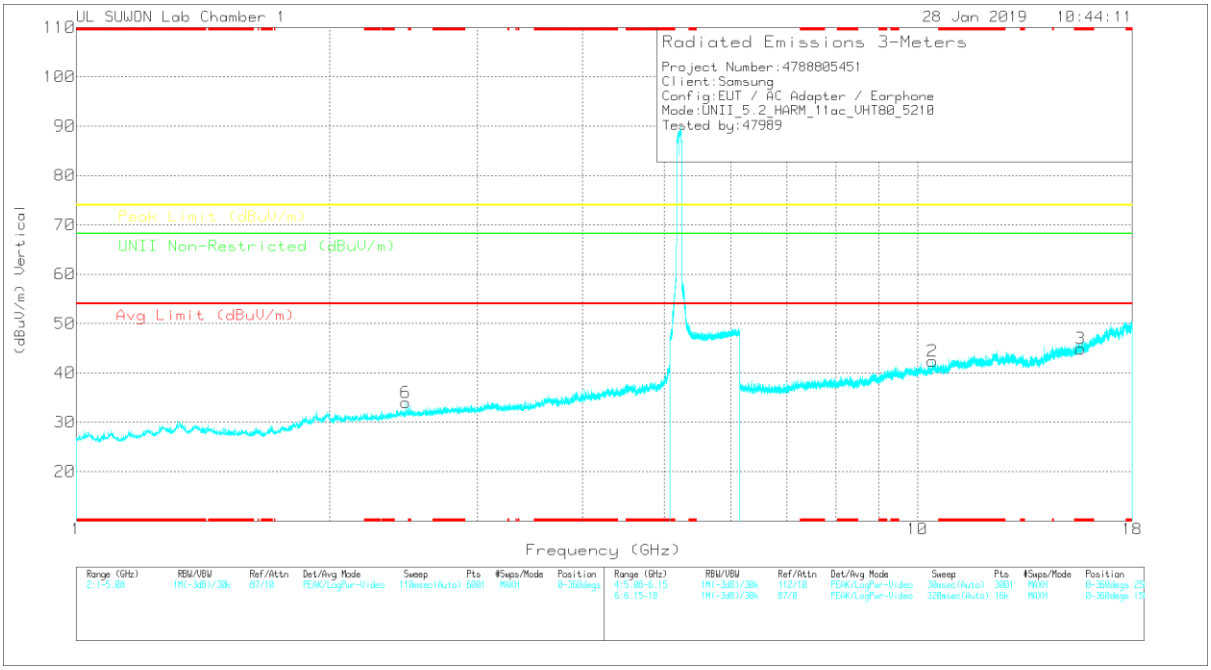

Note: Emission was scanned up to 40GHz; No emissions were detected above the noise floor which was at least 20dB below the specification limit.

UL Korea, Ltd. Confidential
This report shall not be reproduced except in full, without the written approval of UL Korea, Ltd.

MID CHANNEL DATA

Trace Markers

Marker	Frequency (GHz)	Meter Reading (dBuV)	Det	3117_00168717	5GHz_LP[dB]	DC Corr (dB)	Corrected Reading (dBuV/m)	Avg Limit (dBuV/m)	Margin (dB)	Peak Limit (dBuV/m)	Margin (dB)	UNII Non-Restricted (dBuV/m)	Margin (dB)	Azimuth (Degs)	Height (cm)	Polarity
5	2.472	34.96	PK	31.9	-34.4	0	32.46	-	-	-	-	68.2	-35.74	0-360	250	H
6	2.466	36.48	PK	31.9	-34.4	0	33.98	-	-	-	-	68.2	-34.22	0-360	150	V
1	10.423	25.5	PK	37.6	-21.5	0	41.6	-	-	-	-	68.2	-26.6	0-360	250	H
4	* 15.635	26.19	PK	40.3	-21.4	0	45.09	-	-	74	-28.91	-	-	0-360	150	H
2	10.42	26.28	PK	37.6	-21.5	0	42.38	-	-	-	-	68.2	-25.82	0-360	250	V
3	* 15.638	25.9	PK	40.3	-21.3	0	44.9	-	-	74	-29.1	-	-	0-360	150	V

* - indicates frequency in CFR47 Pt 15 / IC RSS-Restricted Band
PK – Peak Detector

Note: Only peak measurement was performed. Because peak measurement result of unwanted emission is less than average limt (54dBuV/m).

UL Korea, Ltd. Confidential
This report shall not be reproduced except in full, without the written approval of UL Korea, Ltd.

11.2. 5.3 GHz

11.2.1. TX ABOVE 1 GHz 802.11a MODE IN THE 5.3 GHz BAND AUTHORIZED BANDEDGE (HIGH CHANNEL)

HORIZONTAL PEAK AND AVERAGE PLOT

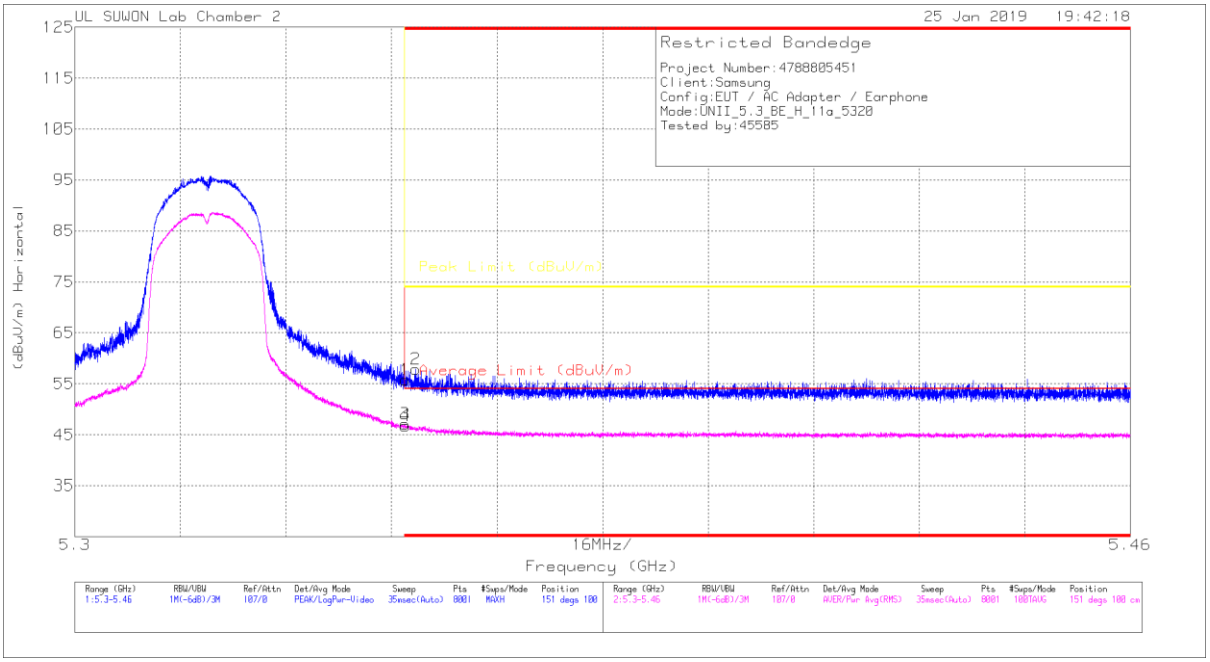

HORIZONTAL DATA

Trace Markers

Marker	Frequency (GHz)	Meter Reading (dBuV)	Det	3117_00168724	10dB[dB]	DC Corr (dB)	Corrected Reading (dBuV/m)	Average Limit (dBuV/m)	Margin (dB)	Peak Limit (dBuV/m)	PK Margin (dB)	Azimuth (Degs)	Height (cm)	Polarity
1	* 5.35	39.32	Pk	34.5	-18.1	0	55.72	-	-	74	-18.28	151	100	H
2	* 5.352	41.44	Pk	34.5	-18.1	0	57.84	-	-	74	-16.16	151	100	H
3	* 5.35	29.57	RMS	34.5	-17.1	.1	47.07	54	-6.93	-	-	151	100	H
4	* 5.35	29.3	RMS	34.5	-17.1	.1	46.8	54	-7.2	-	-	151	100	H

* - indicates frequency in CFR47 Pt 15 / IC RSS-Restricted Band
Pk - Peak detector
RMS - RMS detection

UL Korea, Ltd. Confidential
This report shall not be reproduced except in full, without the written approval of UL Korea, Ltd.

VERTICAL PEAK AND AVERAGE PLOT

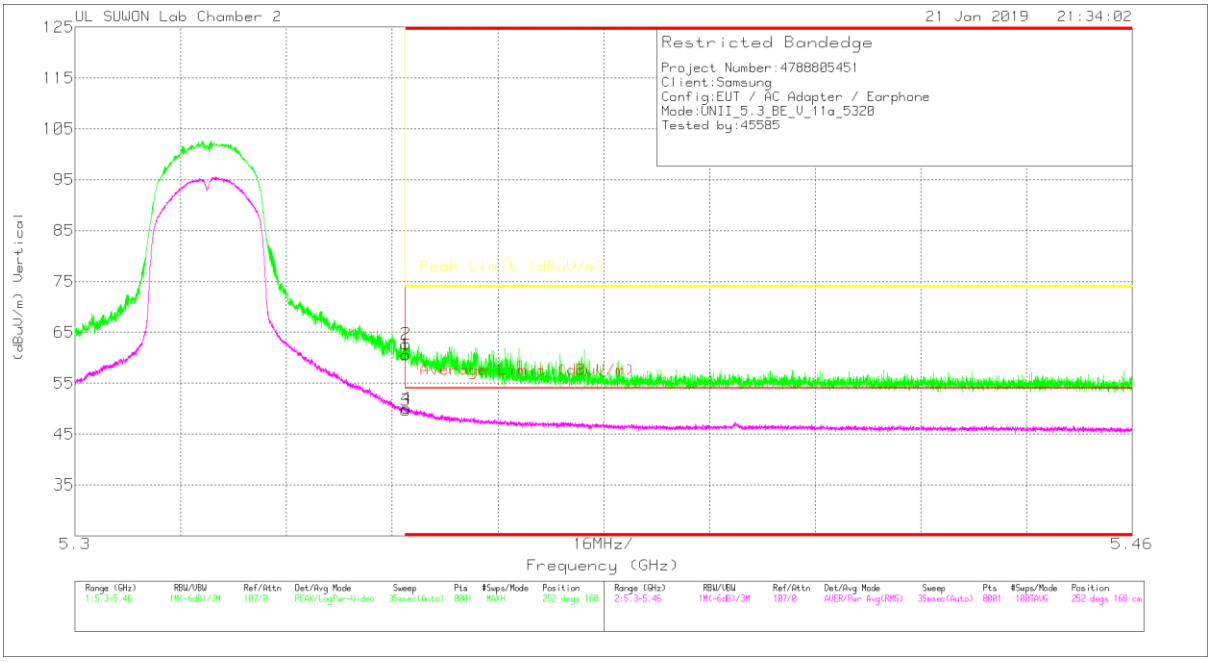

VERTICAL DATA

Trace Markers

Marker	Frequency (GHz)	Meter Reading (dBuV)	Det	3117_00168724	10dB[dB]	DC Corr (dB)	Corrected Reading (dBuV/m)	Average Limit (dBuV/m)	Margin (dB)	Peak Limit (dBuV/m)	PK Margin (dB)	Azimuth (Degs)	Height (cm)	Polarity
1	* 5.35	44.19	Pk	34.5	-18.1	0	60.59	-	-	74	-13.41	252	168	V
2	* 5.35	46.34	Pk	34.5	-18.1	0	62.74	-	-	74	-11.26	252	168	V
3	* 5.35	32.2	RMS	34.5	-17.1	.1	49.7	54	-4.3	-	-	252	168	V
4	* 5.35	32.59	RMS	34.5	-17.1	.1	50.09	54	-3.91	-	-	252	168	V

* - indicates frequency in CFR47 Pt 15 / IC RSS-Restricted Band
Pk - Peak detector
RMS - RMS detection

UL Korea, Ltd. Confidential
This report shall not be reproduced except in full, without the written approval of UL Korea, Ltd.

HARMONICS AND SPURIOUS EMISSIONS

LOW CHANNEL HORIZONTAL

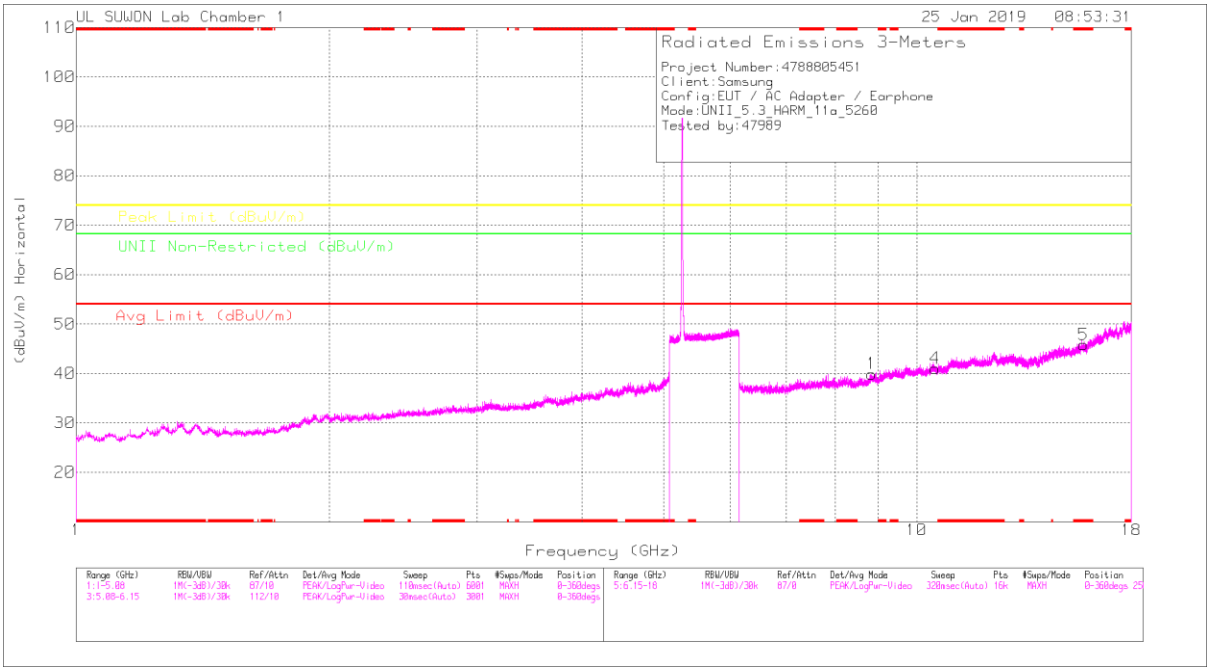

LOW CHANNEL VERTICAL

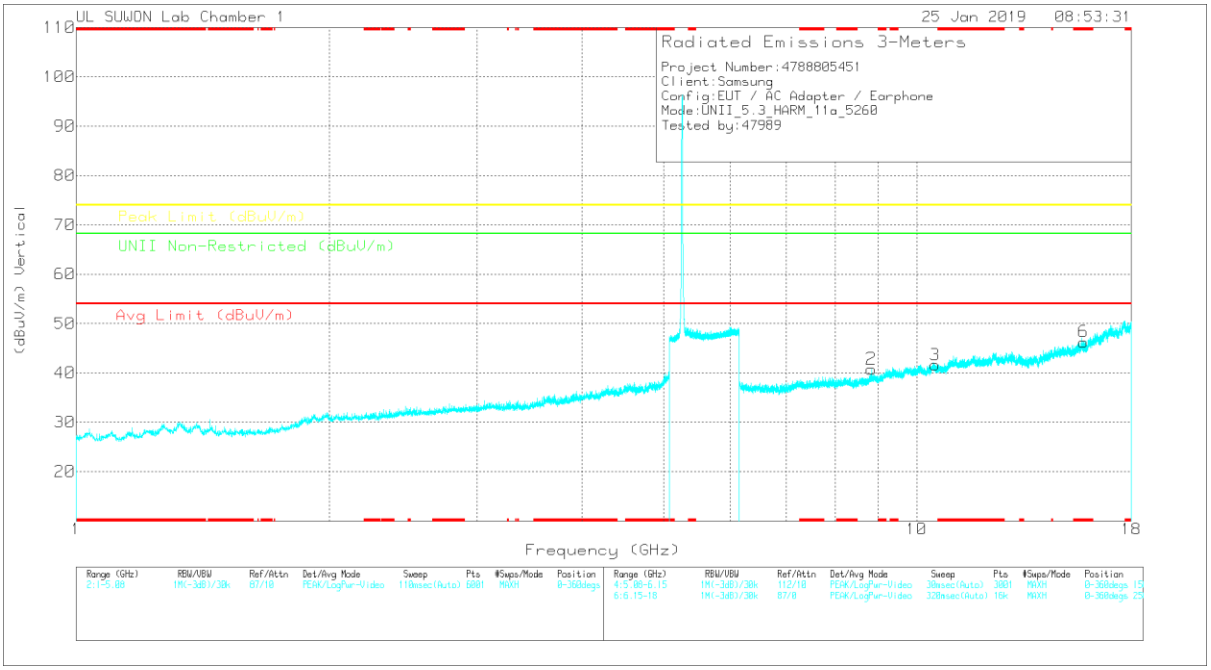

Note: Emission was scanned up to 40GHz; No emissions were detected above the noise floor which was at least 20dB below the specification limit.

UL Korea, Ltd. Confidential
This report shall not be reproduced except in full, without the written approval of UL Korea, Ltd.

LOW CHANNEL DATA

Trace Markers

Marker	Frequency (GHz)	Meter Reading (dBuV)	Det	3117_00168717	6GHz_HP[dB]	DC Corr (dB)	Corrected Reading (dBuV/m)	Avg Limit (dBuV/m)	Margin (dB)	Peak Limit (dBuV/m)	Margin (dB)	UNII Non-Restricted (dBuV/m)	Margin (dB)	Azimuth (Degs)	Height (cm)	Polarity
1	8.835	27.71	PK	36.5	-24.3	0	39.91	-	-	-	-	68.2	-28.29	0-360	150	H
4	10.523	26.03	PK	37.7	-22.7	0	41.03	-	-	-	-	68.2	-27.17	0-360	150	H
5	* 15.781	26.54	PK	40.5	-21.2	0	45.84	-	-	74	-28.16	-	-	0-360	250	H
2	8.832	28.59	PK	36.5	-24.3	0	40.79	-	-	-	-	68.2	-27.41	0-360	250	V
3	10.518	26.52	PK	37.7	-22.6	0	41.62	-	-	-	-	68.2	-26.58	0-360	150	V
6	* 15.781	26.98	PK	40.5	-21.2	0	46.28	-	-	74	-27.72	-	-	0-360	250	V

* - indicates frequency in CFR47 Pt 15 / IC RSS-Restricted Band
PK – Peak detector

Note: Only peak measurement was performed. Because peak measurement result of unwanted emission is less than average limit (54dBuV/m).

UL Korea, Ltd. Confidential
This report shall not be reproduced except in full, without the written approval of UL Korea, Ltd.

MID CHANNEL HORIZONTAL

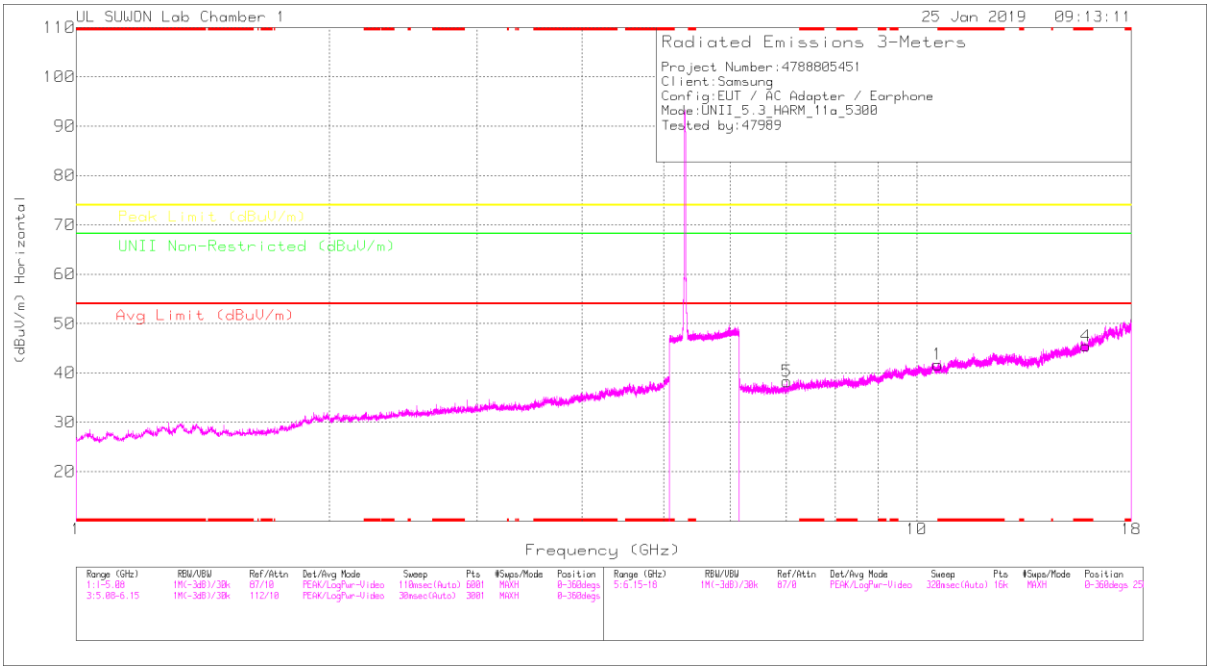

MID CHANNEL VERTICAL

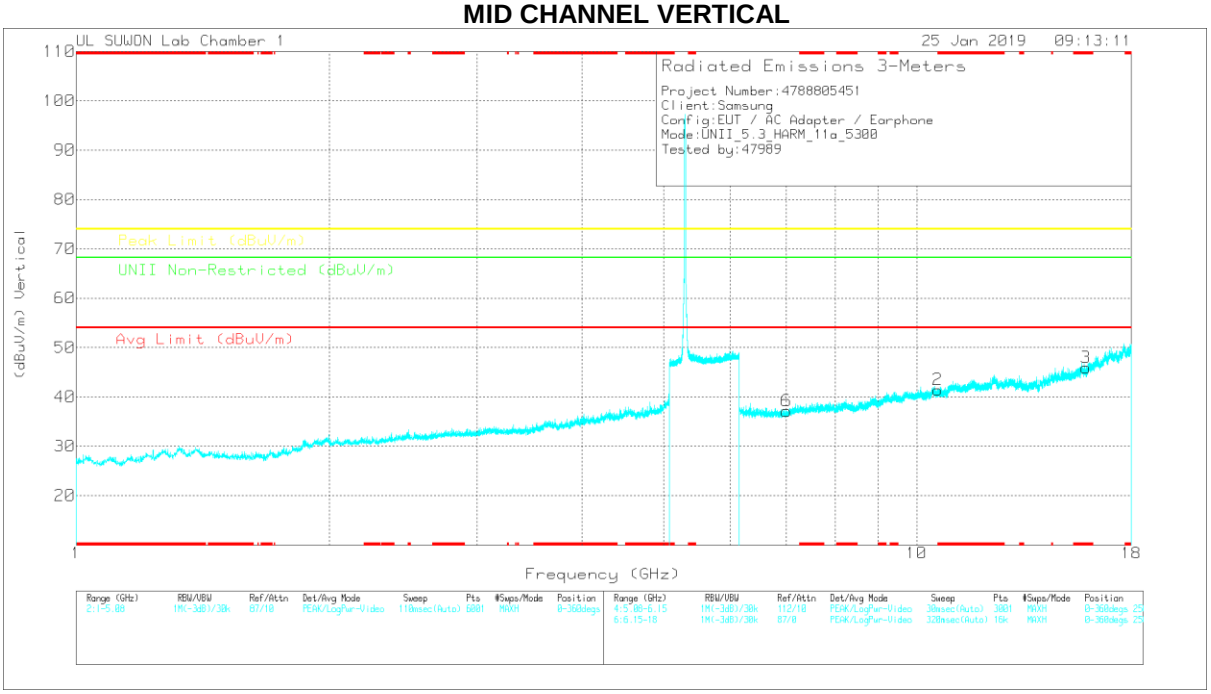

Note: Emission was scanned up to 40GHz; No emissions were detected above the noise floor which was at least 20dB below the specification limit.

UL Korea, Ltd. Confidential
This report shall not be reproduced except in full, without the written approval of UL Korea, Ltd.

MID CHANNEL DATA

Trace Markers

Marker	Frequency (GHz)	Meter Reading (dBuV)	Det	3117_00168717	6GHz_HP(dB)	DC Corr (dB)	Corrected Reading (dBuV/m)	Avg Limit (dBuV/m)	Margin (dB)	Peak Limit (dBuV/m)	Margin (dB)	UNII Non-Restricted (dBuV/m)	Margin (dB)	Azimuth (Degs)	Height (cm)	Polarity
1	* 10.6	26.19	PK	37.8	-22.3	0	41.69	-	-	74	-32.31	-	-	0-360	150	H
4	* 15.9	26.05	PK	40.6	-21.2	0	45.45	-	-	74	-28.55	-	-	0-360	250	H
5	7.004	30.48	PK	35.7	-27.9	0	38.28	-	-	-	-	68.2	-29.92	0-360	150	H
2	10.596	25.94	PK	37.8	-22.3	0	41.44	-	-	-	-	68.2	-26.76	0-360	250	V
3	* 15.904	26.41	PK	40.6	-21.1	0	45.91	-	-	74	-28.09	-	-	0-360	250	V
6	7.002	29.32	PK	35.7	-27.9	0	37.12	-	-	-	-	68.2	-31.08	0-360	150	V

* - indicates frequency in CFR47 Pt 15 / IC RSS-Restricted Band
PK – Peak detector

Note: Only peak measurement was performed. Because peak measurement result of unwanted emission is less than average limit (54dBuV/m).

UL Korea, Ltd. Confidential
This report shall not be reproduced except in full, without the written approval of UL Korea, Ltd.

HIGH CHANNEL HORIZONTAL

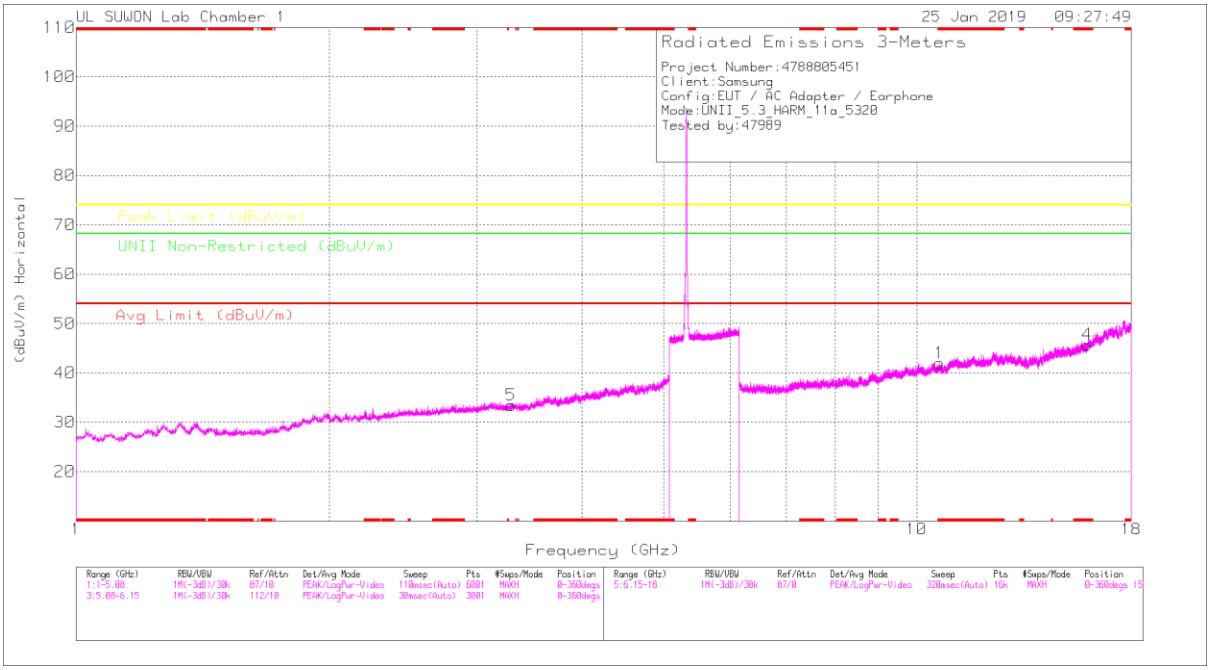

HIGH CHANNEL VERTICAL

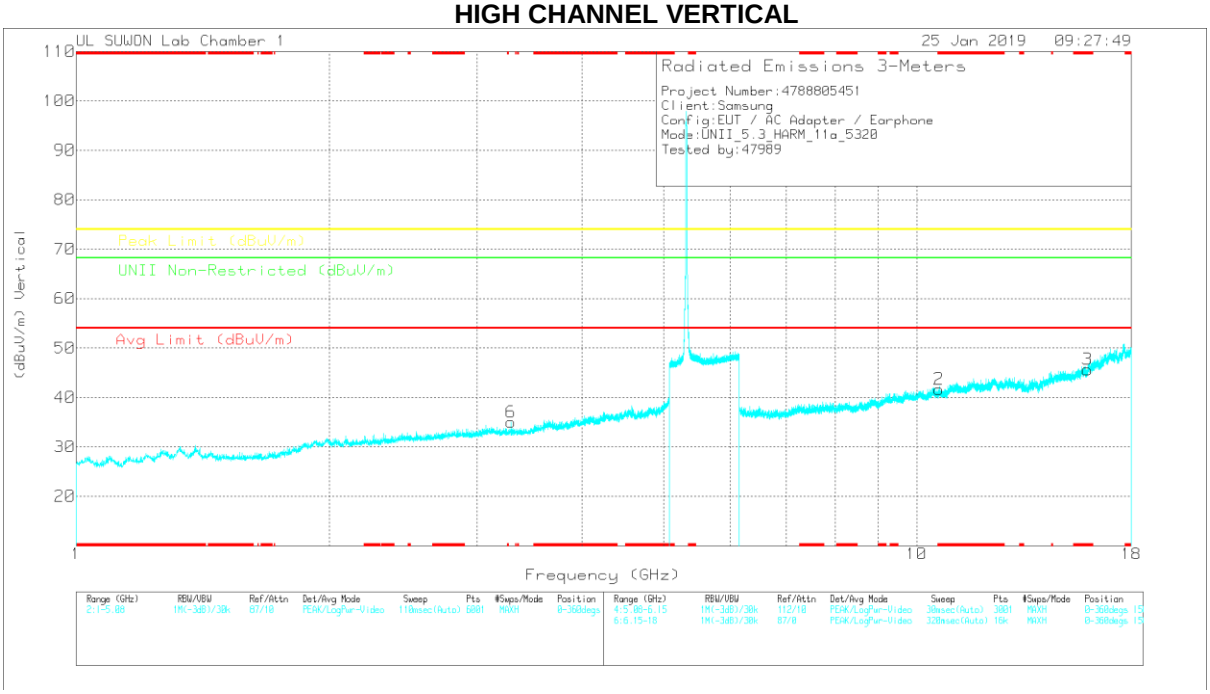

Note: Emission was scanned up to 40GHz; No emissions were detected above the noise floor which was at least 20dB below the specification limit.

UL Korea, Ltd. Confidential
This report shall not be reproduced except in full, without the written approval of UL Korea, Ltd.

HIGH CHANNEL DATA

Trace Markers

Marker	Frequency (GHz)	Meter Reading (dBuV)	Det	3117_00168717	5GHz_LP[dB]	DC Corr (dB)	Corrected Reading (dBuV/m)	Avg Limit (dBuV/m)	Margin (dB)	Peak Limit (dBuV/m)	Margin (dB)	UNII Non-Restricted (dBuV/m)	Margin (dB)	Azimuth (Degs)	Height (cm)	Polarity
5	3.292	33.74	PK	32.7	-33	0	33.44	-	-	-	-	68.2	-34.76	0-360	250	H
6	3.29	35.32	PK	32.7	-33	0	35.02	-	-	-	-	68.2	-33.18	0-360	250	V
1	* 10.642	26.27	PK	37.8	-22.1	0	41.97	-	-	74	-32.03	-	-	0-360	150	H
4	* 15.959	25.93	PK	40.7	-20.9	0	45.73	-	-	74	-28.27	-	-	0-360	250	H
2	* 10.634	26.06	PK	37.8	-22.2	0	41.66	-	-	74	-32.34	-	-	0-360	150	V
3	* 15.965	25.75	PK	40.7	-20.8	0	45.65	-	-	74	-28.35	-	-	0-360	250	V

* - indicates frequency in CFR47 Pt 15 / IC RSS-Restricted Band
PK – Peak Detector

Note: Only peak measurement was performed. Because peak measurement result of unwanted emission is less than average limit (54dBuV/m).

UL Korea, Ltd. Confidential
This report shall not be reproduced except in full, without the written approval of UL Korea, Ltd.

11.2.2.TX ABOVE 1GHz 802.11n HT20 MODE IN THE 5.3GHz BAND

AUTHORIZED BANDEDGE (HIGH CHANNEL)

HORIZONTAL PEAK AND AVERAGE PLOT

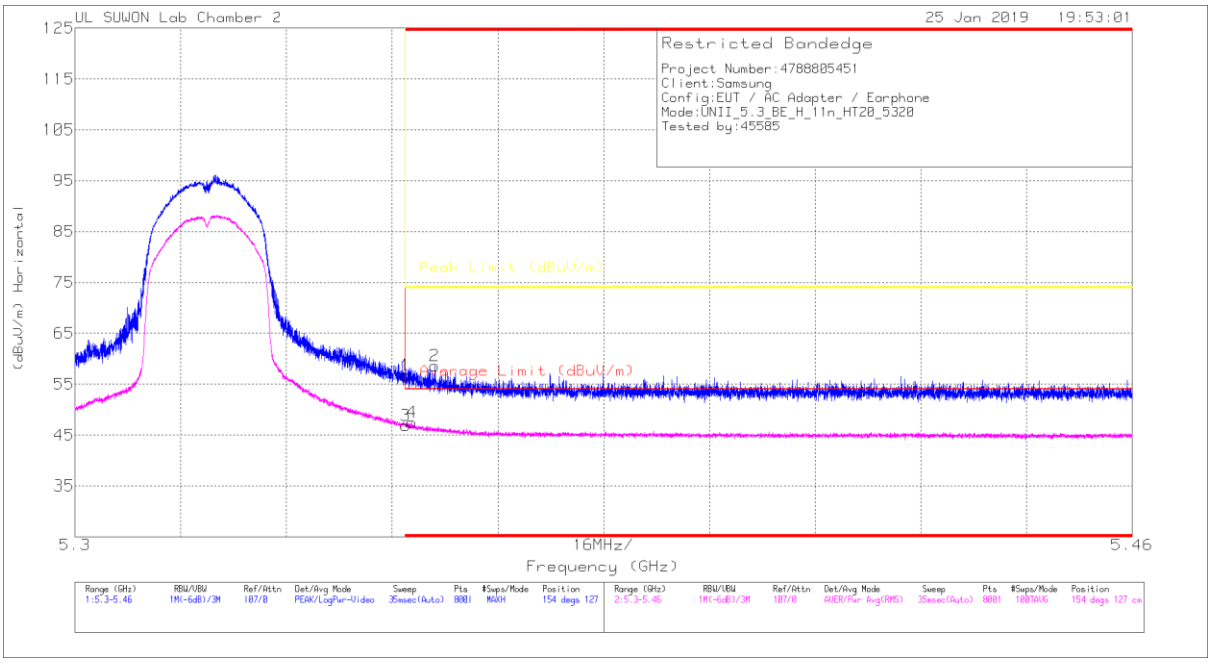

HORIZONTAL DATA

Trace Markers

Marker	Frequency (GHz)	Meter Reading (dBuV)	Det	3117_00168724	10dB[dB]	DC Corr (dB)	Corrected Reading (dBuV/m)	Average Limit (dBuV/m)	Margin (dB)	Peak Limit (dBuV/m)	PK Margin (dB)	Azimuth (Degs)	Height (cm)	Polarity
1	* 5.35	40.35	Pk	34.5	-18.1	0	56.75	-	-	74	-17.25	154	127	H
2	* 5.354	42.16	Pk	34.5	-18.1	0	58.56	-	-	74	-15.44	154	127	H
3	* 5.35	29.39	RMS	34.5	-17.1	.11	46.9	54	-7.1	-	-	154	127	H
4	* 5.351	29.93	RMS	34.5	-17.1	.11	47.44	54	-6.56	-	-	154	127	H

* - indicates frequency in CFR47 Pt 15 / IC RSS-Restricted Band
Pk - Peak detector
RMS - RMS detection

UL Korea, Ltd. Confidential
This report shall not be reproduced except in full, without the written approval of UL Korea, Ltd.

VERTICAL PEAK AND AVERAGE PLOT

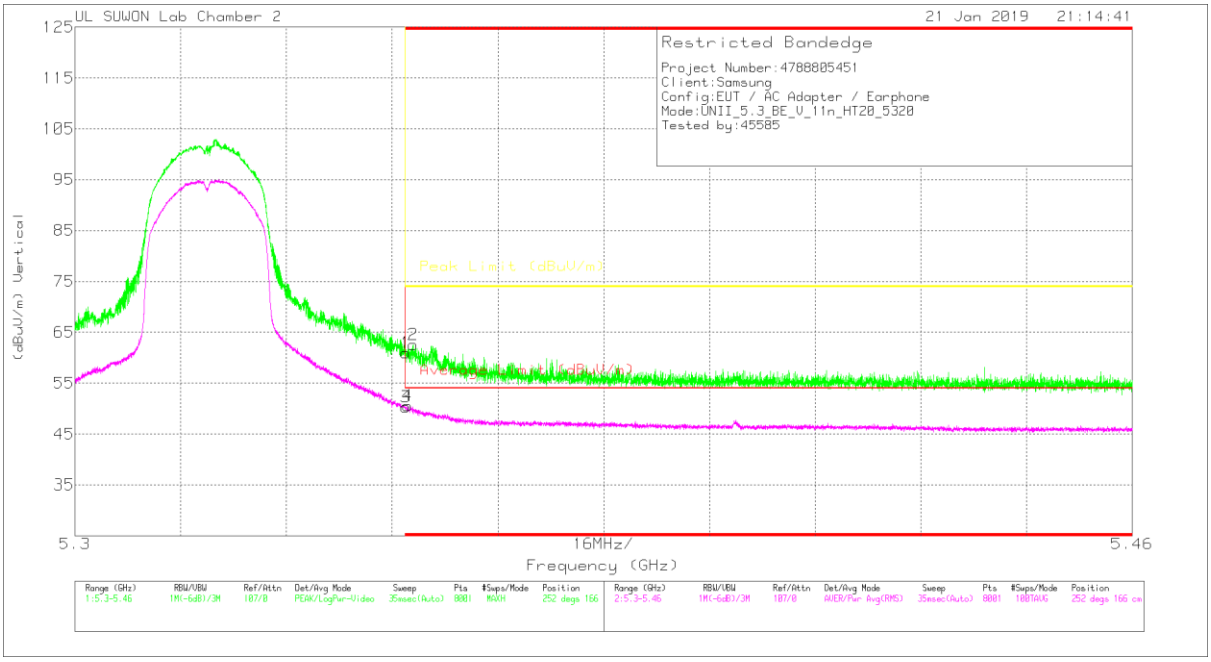

VERTICAL DATA

Trace Markers

Marker	Frequency (GHz)	Meter Reading (dBuV)	Det	3117_00168724	10dB[dB]	DC Corr (dB)	Corrected Reading (dBuV/m)	Average Limit (dBuV/m)	Margin (dB)	Peak Limit (dBuV/m)	PK Margin (dB)	Azimuth (Degs)	Height (cm)	Polarity
1	* 5.35	44.56	Pk	34.5	-18.1	0	60.96	-	-	74	-13.04	252	166	V
2	* 5.351	46.18	Pk	34.5	-18.1	0	62.58	-	-	74	-11.42	252	166	V
3	* 5.35	32.81	RMS	34.5	-17.1	.11	50.32	54	-3.68	-	-	252	166	V
4	* 5.35	33.12	RMS	34.5	-17.1	.11	50.63	54	-3.37	-	-	252	166	V

* - indicates frequency in CFR47 Pt 15 / IC RSS-Restricted Band
Pk - Peak detector
RMS - RMS detection

UL Korea, Ltd. Confidential
This report shall not be reproduced except in full, without the written approval of UL Korea, Ltd.

HARMONICS AND SPURIOUS EMISSIONS

LOW CHANNEL HORIZONTAL

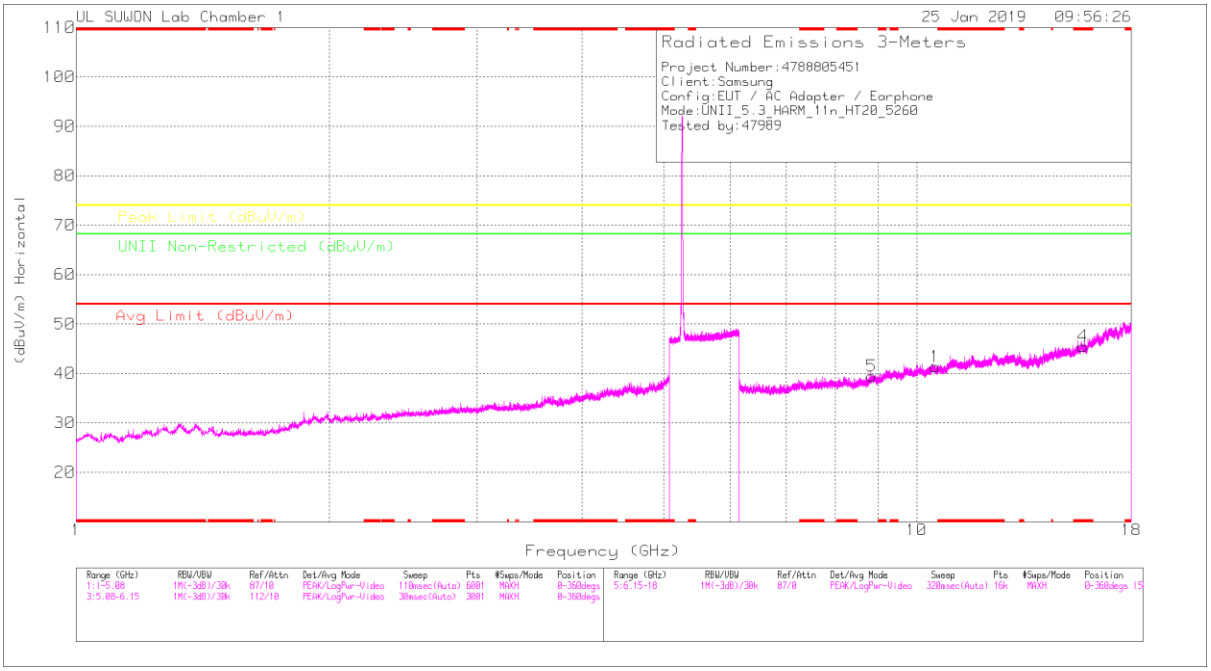

LOW CHANNEL VERTICAL

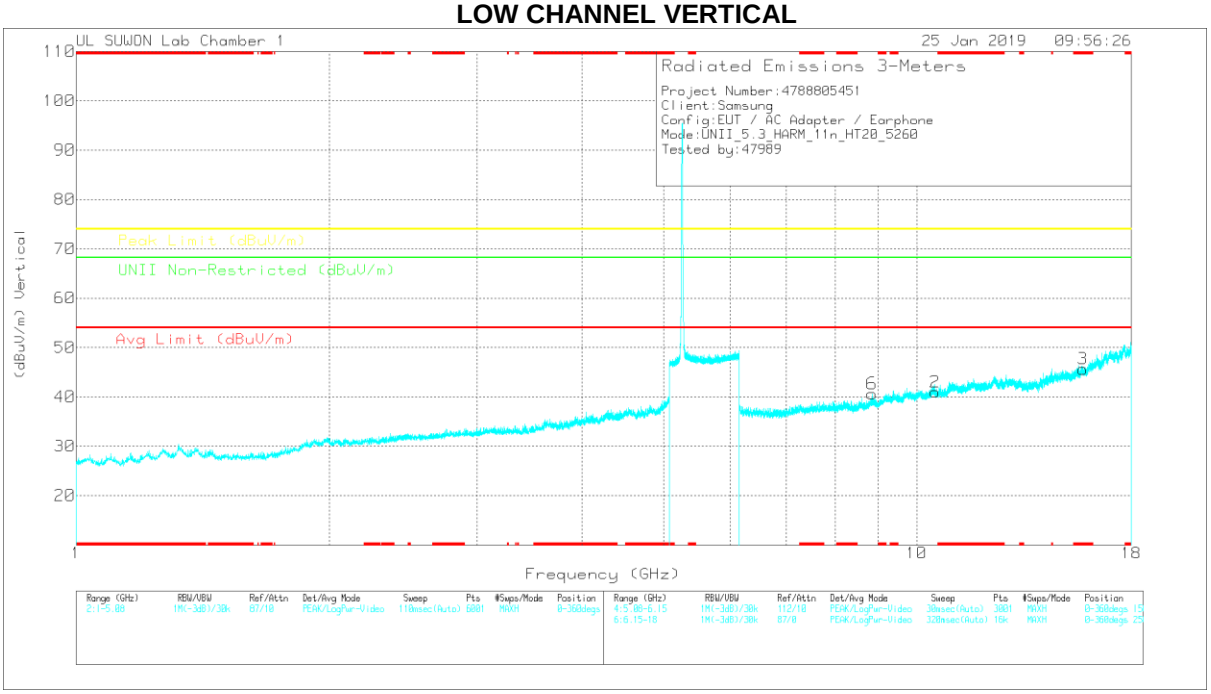

Note: Emission was scanned up to 40GHz; No emissions were detected above the noise floor which was at least 20dB below the specification limit.

UL Korea, Ltd. Confidential
This report shall not be reproduced except in full, without the written approval of UL Korea, Ltd.

LOW CHANNEL DATA

Trace Markers

Marker	Frequency (GHz)	Meter Reading (dBuV)	Det	3117_00168717	6GHz_HP(dB)	DC Corr (dB)	Corrected Reading (dBuV/m)	Avg Limit (dBuV/m)	Margin (dB)	Peak Limit (dBuV/m)	Margin (dB)	UNII Non-Restricted (dBuV/m)	Margin (dB)	Azimuth (Degs)	Height (cm)	Polarity
1	10.522	26.36	PK	37.7	-22.7	0	41.36	-	-	-	-	68.2	-26.84	0-360	250	H
4	* 15.775	26.07	PK	40.5	-21.1	0	45.47	-	-	74	-28.53	-	-	0-360	250	H
5	8.844	27.04	PK	36.5	-24.1	0	39.44	-	-	-	-	68.2	-28.76	0-360	150	H
2	10.512	25.8	PK	37.7	-22.5	0	41	-	-	-	-	68.2	-27.2	0-360	250	V
3	* 15.772	26.25	PK	40.5	-21.1	0	45.65	-	-	74	-28.35	-	-	0-360	150	V
6	8.849	28.14	PK	36.5	-24	0	40.64	-	-	-	-	68.2	-27.56	0-360	250	V

* - indicates frequency in CFR47 Pt 15 / IC RSS-Restricted Band
PK – Peak Detector

Note: Only peak measurement was performed. Because peak measurement result of unwanted emission is less than average limit (54dBuV/m).

UL Korea, Ltd. Confidential
This report shall not be reproduced except in full, without the written approval of UL Korea, Ltd.

MID CHANNEL HORIZONTAL

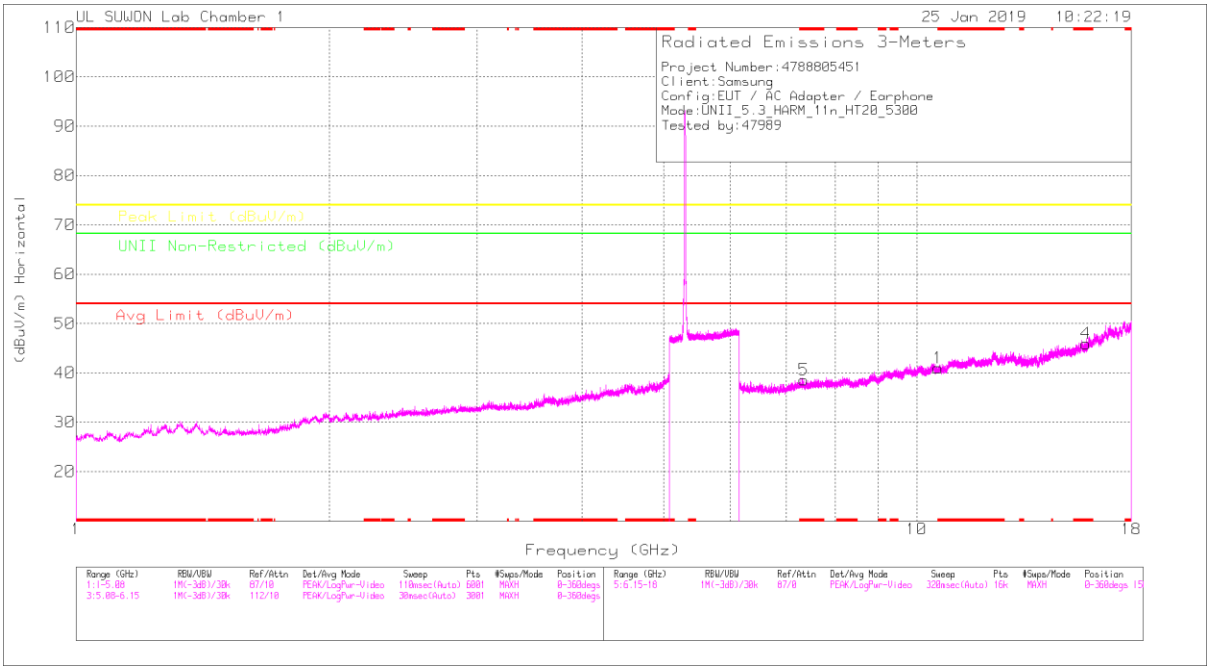

MID CHANNEL VERTICAL

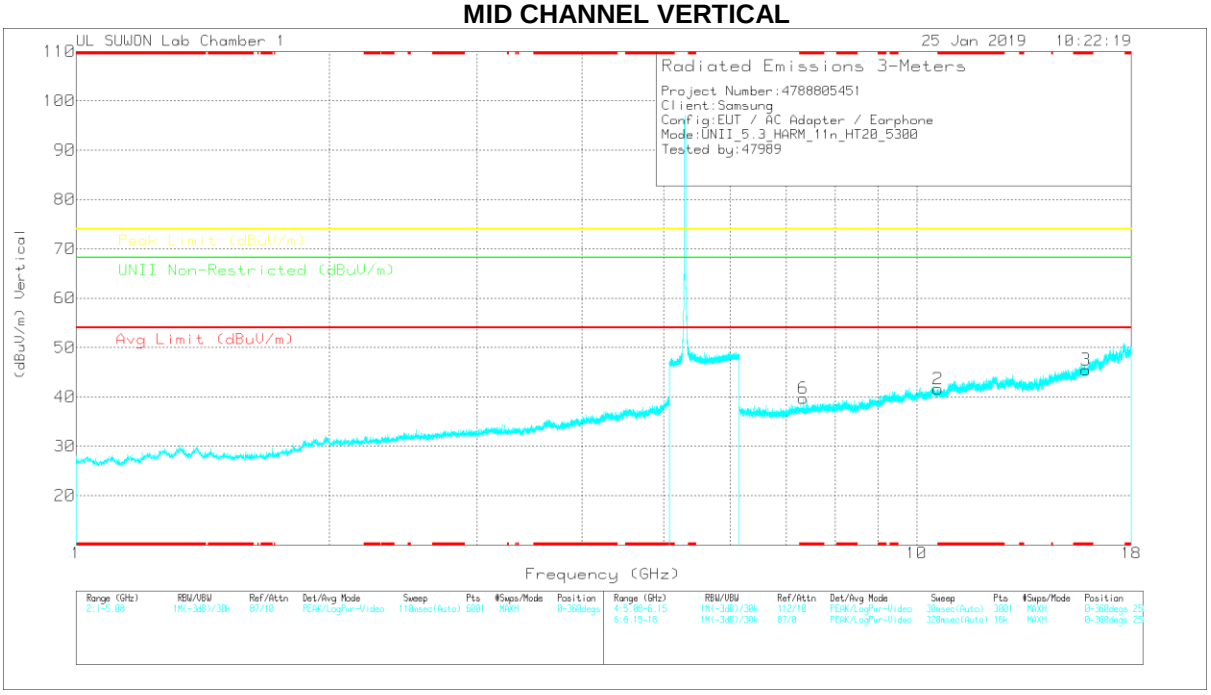

Note: Emission was scanned up to 40GHz; No emissions were detected above the noise floor which was at least 20dB below the specification limit.

UL Korea, Ltd. Confidential
This report shall not be reproduced except in full, without the written approval of UL Korea, Ltd.

MID CHANNEL DATA

Trace Markers

Marker	Frequency (GHz)	Meter Reading (dBuV)	Det	3117_00168717	6GHz_HP[dB]	DC Corr (dB)	Corrected Reading (dBuV/m)	Avg Limit (dBuV/m)	Margin (dB)	Peak Limit (dBuV/m)	Margin (dB)	UNII Non-Restricted (dBuV/m)	Margin (dB)	Azimuth (Degs)	Height (cm)	Polarity
1	* 10.601	25.48	PK	37.8	-22.3	0	40.98	-	-	74	-33.02	-	-	0-360	250	H
4	* 15.901	26.41	PK	40.6	-21.1	0	45.91	-	-	74	-28.09	-	-	0-360	250	H
5	* 7.337	30.09	PK	35.8	-27.3	0	38.59	-	-	74	-35.41	-	-	0-360	250	H
2	10.599	26.1	PK	37.8	-22.3	0	41.6	-	-	-	-	68.2	-26.6	0-360	250	V
3	* 15.907	25.97	PK	40.6	-21.1	0	45.47	-	-	74	-28.53	-	-	0-360	150	V
6	* 7.33	31.11	PK	35.8	-27.2	0	39.71	-	-	74	-34.29	-	-	0-360	150	V

* - indicates frequency in CFR47 Pt 15 / IC RSS-Restricted Band
PK – Peak Detector

Note: Only peak measurement was performed. Because peak measurement result of unwanted emission is less than average limit (54dBuV/m).

UL Korea, Ltd. Confidential
This report shall not be reproduced except in full, without the written approval of UL Korea, Ltd.

HIGH CHANNEL HORIZONTAL

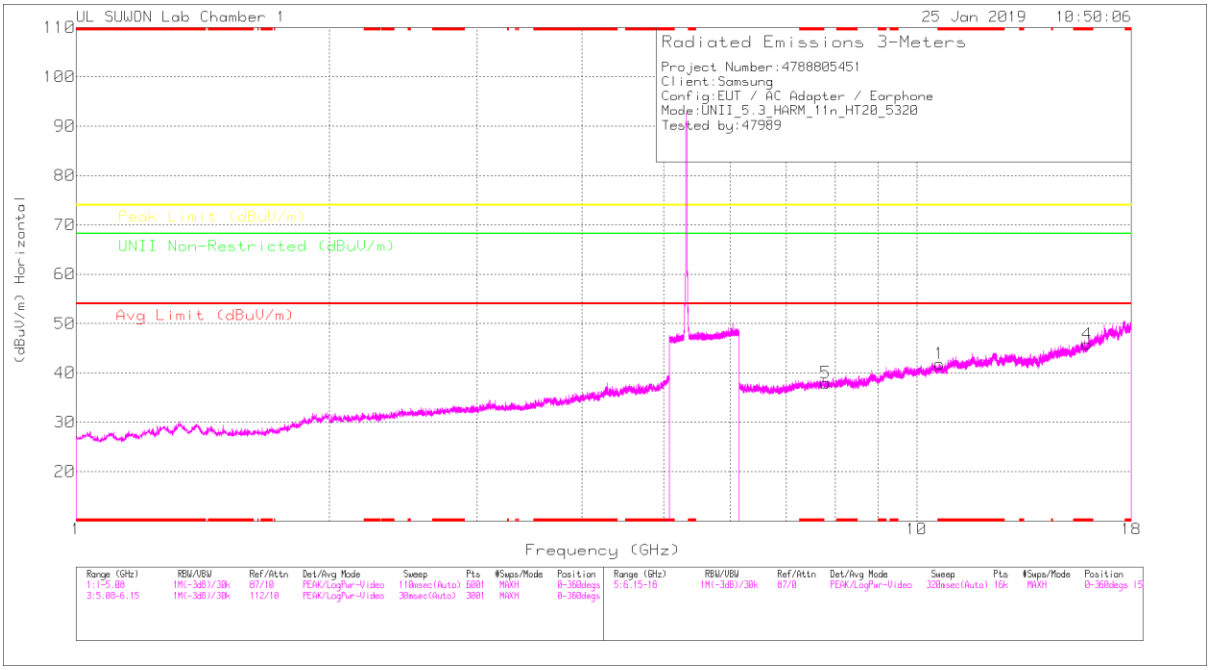

HIGH CHANNEL VERTICAL

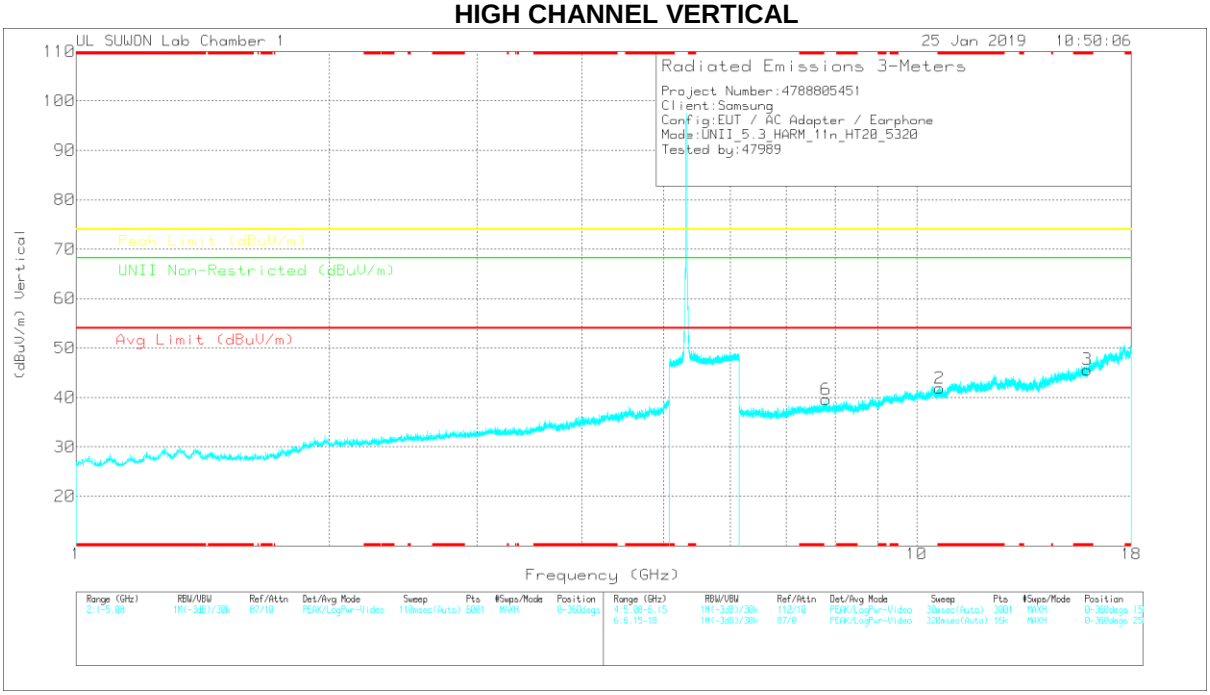

Note: Emission was scanned up to 40GHz; No emissions were detected above the noise floor which was at least 20dB below the specification limit.

UL Korea, Ltd. Confidential
This report shall not be reproduced except in full, without the written approval of UL Korea, Ltd.

HIGH CHANNEL DATA

Trace Markers

Marker	Frequency (GHz)	Meter Reading (dBuV)	Det	3117_00168717	6GHz_HP[dB]	DC Corr (dB)	Corrected Reading (dBuV/m)	Avg Limit (dBuV/m)	Margin (dB)	Peak Limit (dBuV/m)	Margin (dB)	UNII Non-Restricted (dBuV/m)	Margin (dB)	Azimuth (Degs)	Height (cm)	Polarity
1	* 10.641	26.13	PK	37.8	-22.1	0	41.83	-	-	74	-32.17	-	-	0-360	250	H
4	* 15.949	26.13	PK	40.7	-21	0	45.83	-	-	74	-28.17	-	-	0-360	250	H
5	7.796	28.56	PK	35.9	-26.5	0	37.96	-	-	-	-	68.2	-30.24	0-360	250	H
2	* 10.641	26.18	PK	37.8	-22.1	0	41.88	-	-	74	-32.12	-	-	0-360	150	V
3	* 15.962	25.74	PK	40.7	-20.8	0	45.64	-	-	74	-28.36	-	-	0-360	250	V
6	7.802	30.2	PK	35.9	-26.5	0	39.6	-	-	-	-	68.2	-28.6	0-360	250	V

* - indicates frequency in CFR47 Pt 15 / IC RSS-Restricted Band
PK – Peak Detector

Note: Only peak measurement was performed. Because peak measurement result of unwanted emission is less than average limit (54dBuV/m).

UL Korea, Ltd. Confidential
This report shall not be reproduced except in full, without the written approval of UL Korea, Ltd.

11.2.3.TX ABOVE 1GHz 802.11n HT40 MODE IN THE 5.3GHz BAND

AUTHORIZED BANDEDGE (HIGH CHANNEL)

HORIZONTAL PEAK AND AVERAGE PLOT

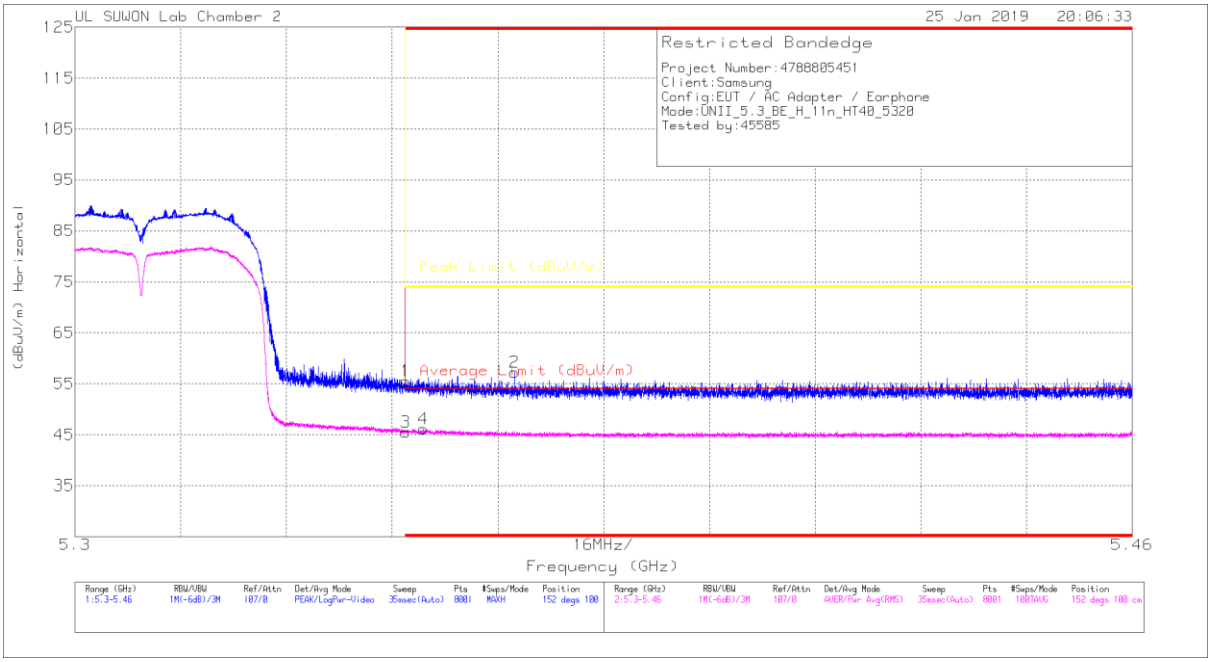

HORIZONTAL DATA

Trace Markers

Marker	Frequency (GHz)	Meter Reading (dBuV)	Det	3117_00168724	10dB[dB]	DC Corr (dB)	Corrected Reading (dBuV/m)	Average Limit (dBuV/m)	Margin (dB)	Peak Limit (dBuV/m)	PK Margin (dB)	Azimuth (Degs)	Height (cm)	Polarity
1	* 5.35	39.07	Pk	34.5	-18.1	0	55.47	-	-	74	-18.53	152	100	H
2	* 5.367	40.97	Pk	34.5	-18.2	0	57.27	-	-	74	-16.73	152	100	H
3	* 5.35	27.84	RMS	34.5	-17.1	.31	45.55	54	-8.45	-	-	152	100	H
4	* 5.353	28.44	RMS	34.5	-17.1	.31	46.15	54	-7.85	-	-	152	100	H

* - indicates frequency in CFR47 Pt 15 / IC RSS-Restricted Band
Pk - Peak detector
RMS - RMS detection

UL Korea, Ltd. Confidential
This report shall not be reproduced except in full, without the written approval of UL Korea, Ltd.

VERTICAL PEAK AND AVERAGE PLOT

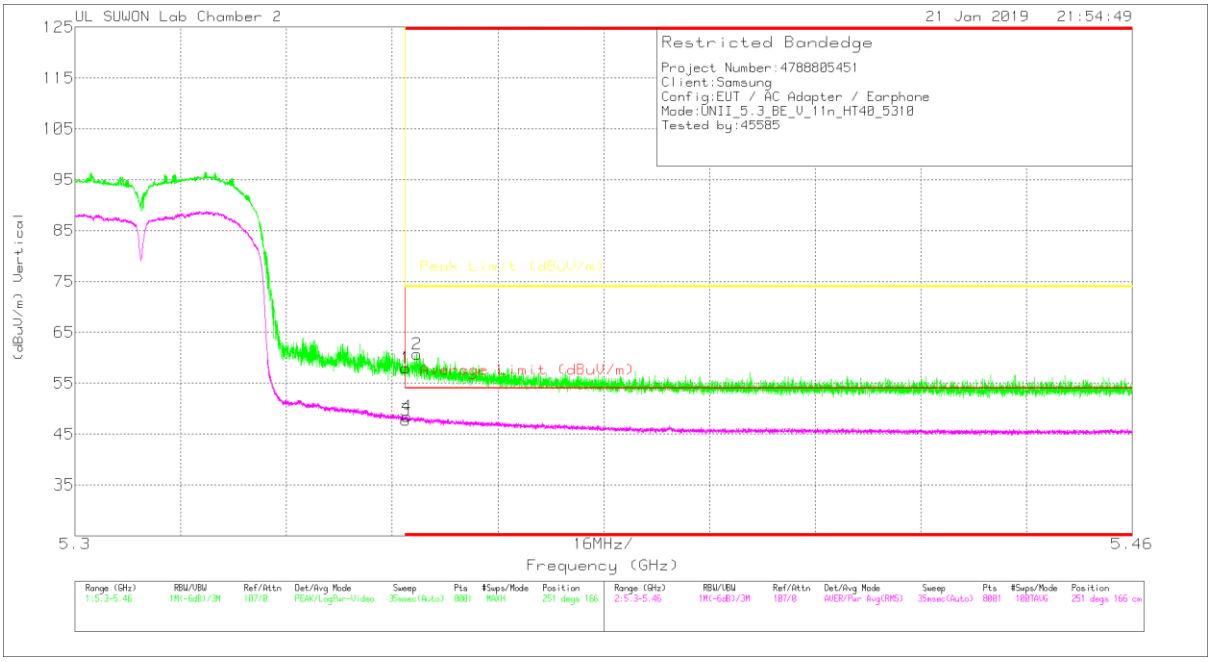

VERTICAL DATA

Trace Markers

Marker	Frequency (GHz)	Meter Reading (dBuV)	Det	3117_00168724	10dB[dB]	DC Corr (dB)	Corrected Reading (dBuV/m)	Average Limit (dBuV/m)	Margin (dB)	Peak Limit (dBuV/m)	PK Margin (dB)	Azimuth (Degs)	Height (cm)	Polarity
1	* 5.35	41.57	Pk	34.5	-18.1	0	57.97	-	-	74	-16.03	251	166	V
2	* 5.352	44.32	Pk	34.5	-18.1	0	60.72	-	-	74	-13.28	251	166	V
3	* 5.35	30.01	RMS	34.5	-17.1	.31	47.72	54	-6.28	-	-	251	166	V
4	* 5.35	30.73	RMS	34.5	-17.1	.31	48.44	54	-5.56	-	-	251	166	V

* - indicates frequency in CFR47 Pt 15 / IC RSS-Restricted Band
Pk - Peak detector
RMS - RMS detection

UL Korea, Ltd. Suwon Laboratory FORM ID: FCC_15E
218 Maeyeong-ro, Yeongtong-gu, Suwon-si, Gyeonggi-do, 16675 Korea TEL: (031) 337-9902,FAX: (031) 213-5433
UL Korea, Ltd. Confidential
This report shall not be reproduced except in full, without the written approval of UL Korea, Ltd.

HARMONICS AND SPURIOUS EMISSIONS

LOW CHANNEL HORIZONTAL

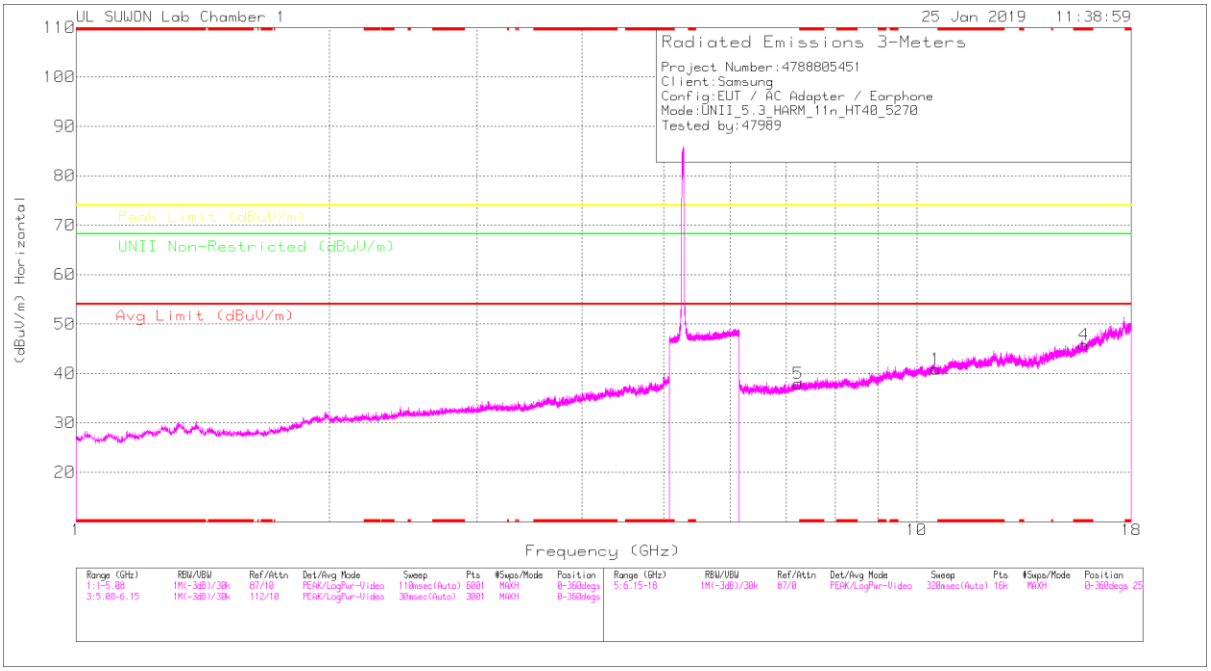

LOW CHANNEL VERTICAL

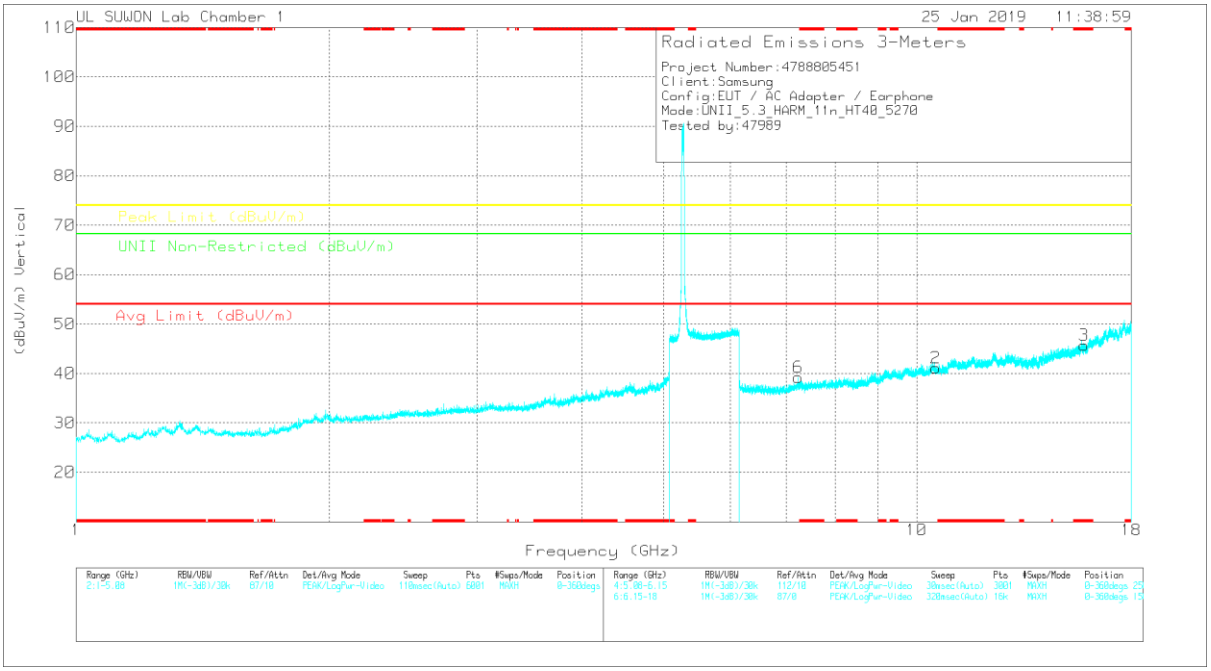

Note: Emission was scanned up to 40GHz; No emissions were detected above the noise floor which was at least 20dB below the specification limit.

UL Korea, Ltd. Confidential
This report shall not be reproduced except in full, without the written approval of UL Korea, Ltd.

LOW CHANNEL DATA

Trace Markers

Marker	Frequency (GHz)	Meter Reading (dBuV)	Det	3117_00168717	6GHz_HP(dB)	DC Corr (dB)	Corrected Reading (dBuV/m)	Avg Limit (dBuV/m)	Margin (dB)	Peak Limit (dBuV/m)	Margin (dB)	UNII Non-Restricted (dBuV/m)	Margin (dB)	Azimuth (Degs)	Height (cm)	Polarity
1	10.542	25.85	PK	37.8	-22.8	0	40.85	-	-	-	-	68.2	-27.35	0-360	150	H
4	* 15.817	26.43	PK	40.5	-21.1	0	45.83	-	-	74	-28.17	-	-	0-360	150	H
5	7.225	29.42	PK	35.8	-27.3	0	37.92	-	-	-	-	68.2	-30.28	0-360	150	H
2	10.54	26.09	PK	37.8	-22.8	0	41.09	-	-	-	-	68.2	-27.11	0-360	150	V
3	* 15.815	26.28	PK	40.5	-21.1	0	45.68	-	-	74	-28.32	-	-	0-360	250	V
6	7.228	30.59	PK	35.8	-27.2	0	39.19	-	-	-	-	68.2	-29.01	0-360	150	V

* - indicates frequency in CFR47 Pt 15 / IC RSS-Restricted Band
PK – Peak Detector

Note: Only peak measurement was performed. Because peak measurement result of unwanted emission is less than average limit (54dBuV/m).

UL Korea, Ltd. Confidential
This report shall not be reproduced except in full, without the written approval of UL Korea, Ltd.

HIGH CHANNEL HORIZONTAL

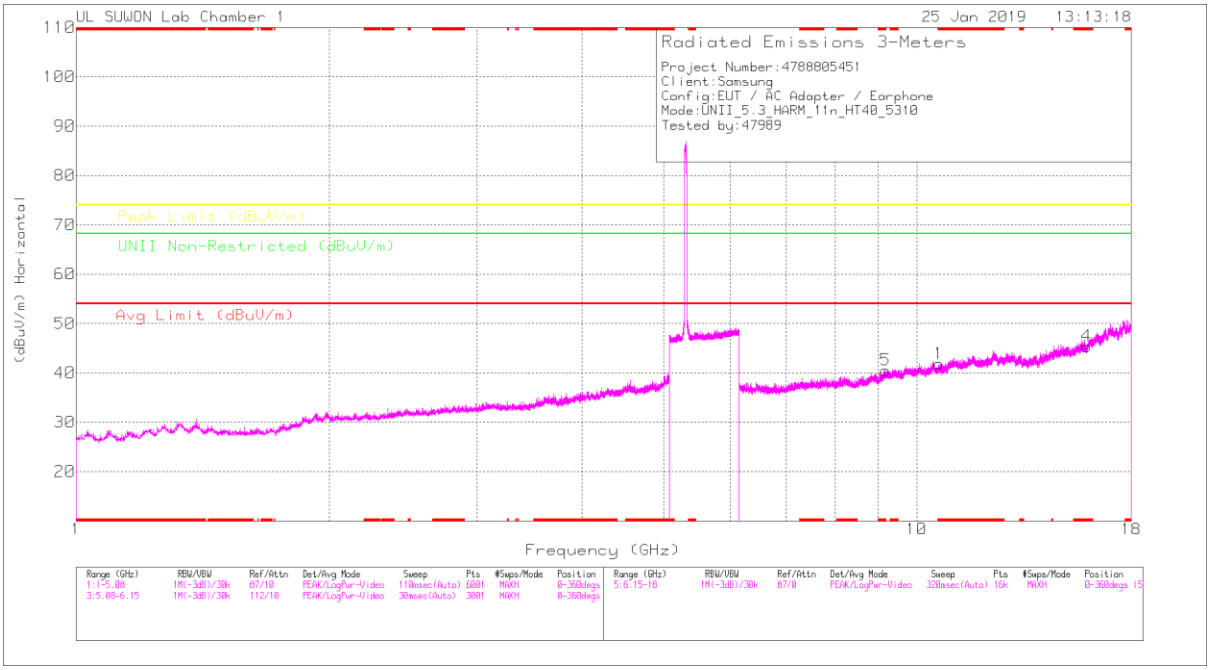

HIGH CHANNEL VERTICAL

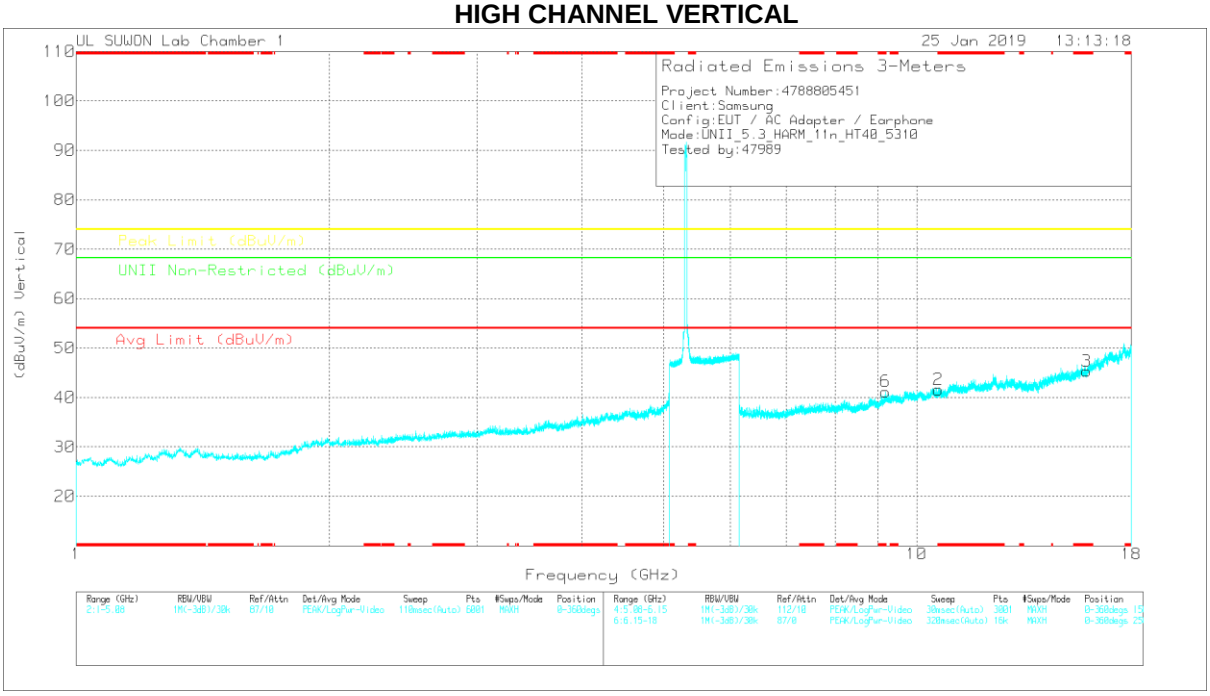

Note: Emission was scanned up to 40GHz; No emissions were detected above the noise floor which was at least 20dB below the specification limit.

UL Korea, Ltd. Confidential
This report shall not be reproduced except in full, without the written approval of UL Korea, Ltd.

HIGH CHANNEL DATA

Trace Markers

Marker	Frequency (GHz)	Meter Reading (dBuV)	Det	3117_00168717	6GHz_HP[dB]	DC Corr (dB)	Corrected Reading (dBuV/m)	Avg Limit (dBuV/m)	Margin (dB)	Peak Limit (dBuV/m)	Margin (dB)	UNII Non-Restricted (dBuV/m)	Margin (dB)	Azimuth (Degs)	Height (cm)	Polarity
1	* 10.623	26.26	PK	37.8	-22.2	0	41.86	-	-	74	-32.14	-	-	0-360	150	H
4	* 15.932	25.78	PK	40.7	-21.1	0	45.38	-	-	74	-28.62	-	-	0-360	250	H
5	* 9.176	27.45	PK	36.7	-23.6	0	40.55	-	-	74	-33.45	-	-	0-360	250	H
2	* 10.615	25.99	PK	37.8	-22.2	0	41.59	-	-	74	-32.41	-	-	0-360	250	V
3	* 15.933	25.71	PK	40.7	-21.1	0	45.31	-	-	74	-28.69	-	-	0-360	250	V
6	* 9.183	28.09	PK	36.7	-23.6	0	41.19	-	-	74	-32.81	-	-	0-360	250	V

* - indicates frequency in CFR47 Pt 15 / IC RSS-Restricted Band
PK – Peak Detector

Note: Only peak measurement was performed. Because peak measurement result of unwanted emission is less than average limit (54dBuV/m).

UL Korea, Ltd. Suwon Laboratory FORM ID: FCC_15E
218 Maeyeong-ro, Yeongtong-gu, Suwon-si, Gyeonggi-do, 16675 Korea TEL: (031) 337-9902,FAX: (031) 213-5433
UL Korea, Ltd. Confidential
This report shall not be reproduced except in full, without the written approval of UL Korea, Ltd.

11.2.4.TX Above 1GHz 802.11ac VHT80 MODE IN THE 5.3GHz BAND RESTRICTED BANDEDGE (MID CHANNEL)

HORIZONTAL PEAK AND AVERAGE PLOT

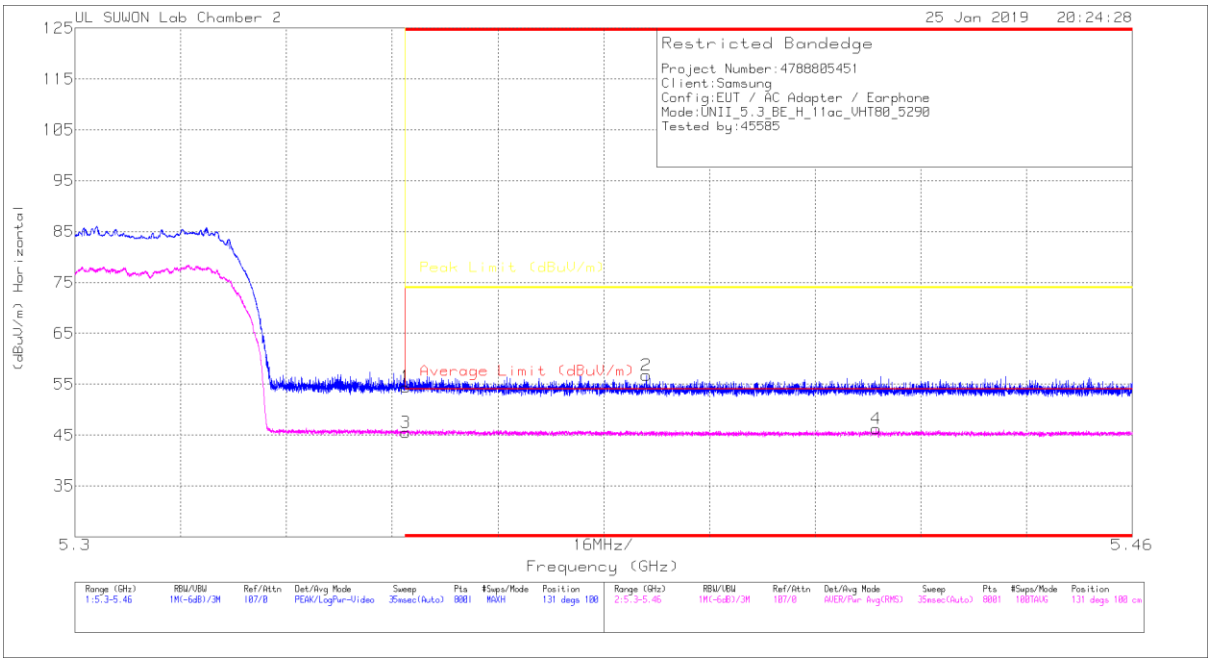

HORIZONTAL DATA

Trace Markers

Marker	Frequency (GHz)	Meter Reading (dBuV)	Det	3117_00168724	10dB[dB]	DC Corr (dB)	Corrected Reading (dBuV/m)	Average Limit (dBuV/m)	Margin (dB)	Peak Limit (dBuV/m)	PK Margin (dB)	Azimuth (Degs)	Height (cm)	Polarity
1	* 5.35	38.07	Pk	34.5	-18.1	0	54.47	-	-	74	-19.53	131	100	H
2	* 5.386	40.4	Pk	34.5	-18.1	0	56.8	-	-	74	-17.2	131	100	H
3	* 5.35	27.44	RMS	34.5	-17.1	.67	45.51	54	-8.49	-	-	131	100	H
4	* 5.421	28.03	RMS	34.5	-17	.67	46.2	54	-7.8	-	-	131	100	H

* - indicates frequency in CFR47 Pt 15 / IC RSS-Restricted Band
Pk - Peak detector
RMS - RMS detection

UL Korea, Ltd. Confidential
This report shall not be reproduced except in full, without the written approval of UL Korea, Ltd.

VERTICAL PEAK AND AVERAGE PLOT

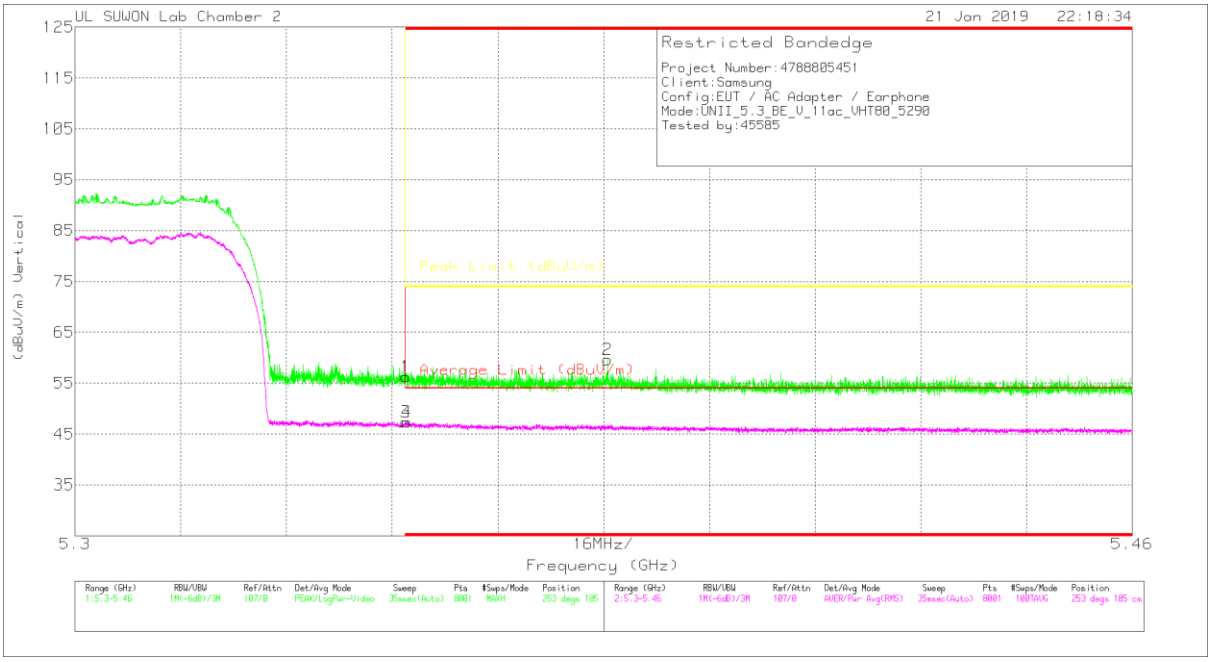

VERTICAL DATA

Trace Markers

Marker	Frequency (GHz)	Meter Reading (dBuV)	Det	3117_00168724	10dB[dB]	DC Corr (dB)	Corrected Reading (dBuV/m)	Average Limit (dBuV/m)	Margin (dB)	Peak Limit (dBuV/m)	PK Margin (dB)	Azimuth (Degs)	Height (cm)	Polarity
1	* 5.35	39.92	Pk	34.5	-18.1	0	56.32	-	-	74	-17.68	253	185	V
2	* 5.381	43.34	Pk	34.5	-18.2	0	59.64	-	-	74	-14.36	253	185	V
3	* 5.35	29.26	RMS	34.5	-17.1	.67	47.33	54	-6.67	-	-	253	185	V
4	* 5.35	29.29	RMS	34.5	-17.1	.67	47.36	54	-6.64	-	-	253	185	V

* - indicates frequency in CFR47 Pt 15 / IC RSS-Restricted Band
Pk - Peak detector
RMS - RMS detection

UL Korea, Ltd. Confidential
This report shall not be reproduced except in full, without the written approval of UL Korea, Ltd.

HARMONICS AND SPURIOUS EMISSIONS

MID CHANNEL HORIZONTAL

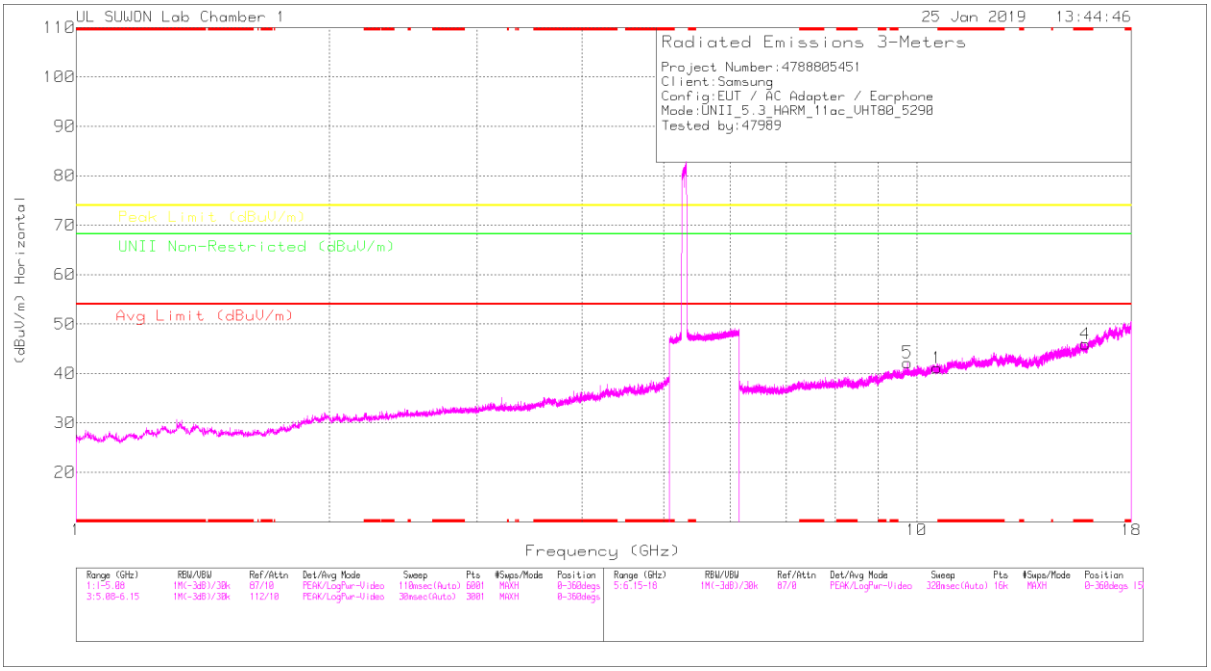

MID CHANNEL VERTICAL

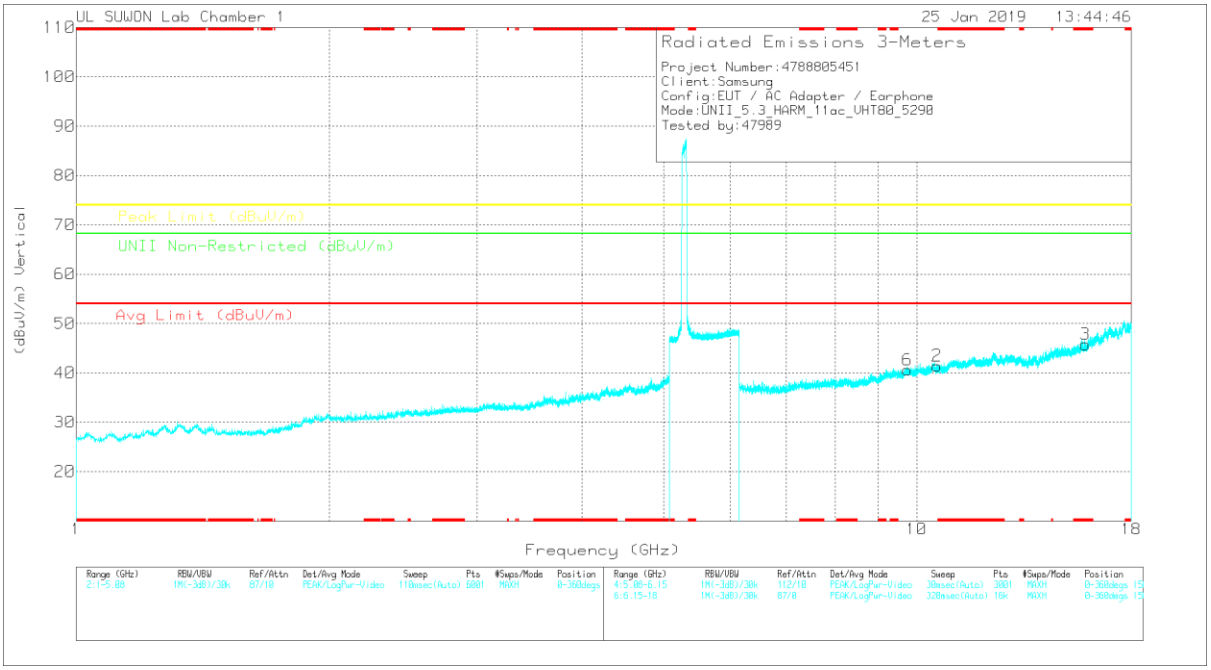

Note: Emission was scanned up to 40GHz; No emissions were detected above the noise floor which was at least 20dB below the specification limit.

UL Korea, Ltd. Confidential
This report shall not be reproduced except in full, without the written approval of UL Korea, Ltd.

MID CHANNEL DATA

Trace Markers

Marker	Frequency (GHz)	Meter Reading (dBuV)	Det	3117_00168717	6GHz_HP[dB]	DC Corr (dB)	Corrected Reading (dBuV/m)	Avg Limit (dBuV/m)	Margin (dB)	Peak Limit (dBuV/m)	Margin (dB)	UNII Non-Restricted (dBuV/m)	Margin (dB)	Azimuth (Degs)	Height (cm)	Polarity
1	10.576	26.01	PK	37.8	-22.7	0	41.11	-	-	-	-	68.2	-27.09	0-360	150	H
4	* 15.869	26.33	PK	40.6	-21	0	45.93	-	-	74	-28.07	-	-	0-360	250	H
5	9.753	27.89	PK	37.2	-22.9	0	42.19	-	-	-	-	68.2	-26.01	0-360	150	H
2	10.577	26.31	PK	37.8	-22.7	0	41.41	-	-	-	-	68.2	-26.79	0-360	150	V
3	* 15.869	26.18	PK	40.6	-21	0	45.78	-	-	74	-28.22	-	-	0-360	250	V
6	9.749	26.28	PK	37.2	-22.9	0	40.58	-	-	-	-	68.2	-27.62	0-360	250	V

* - indicates frequency in CFR47 Pt 15 / IC RSS-Restricted Band
PK – Peak Detector

Note: Only peak measurement was performed. Because peak measurement result of unwanted emission is less than average limt (54dBuV/m).

UL Korea, Ltd. Suwon Laboratory FORM ID: FCC_15E
218 Maeyeong-ro, Yeongtong-gu, Suwon-si, Gyeonggi-do, 16675 Korea TEL: (031) 337-9902,FAX: (031) 213-5433
UL Korea, Ltd. Confidential
This report shall not be reproduced except in full, without the written approval of UL Korea, Ltd.

11.3. 5.5-5.6 GHz

11.3.1. TX ABOVE 1 GHz 802.11a MODE IN THE 5.5 GHz BAND

RESTRICTED BANDEDGE (LOW CHANNEL)

HORIZONTAL PEAK AND AVERAGE PLOT

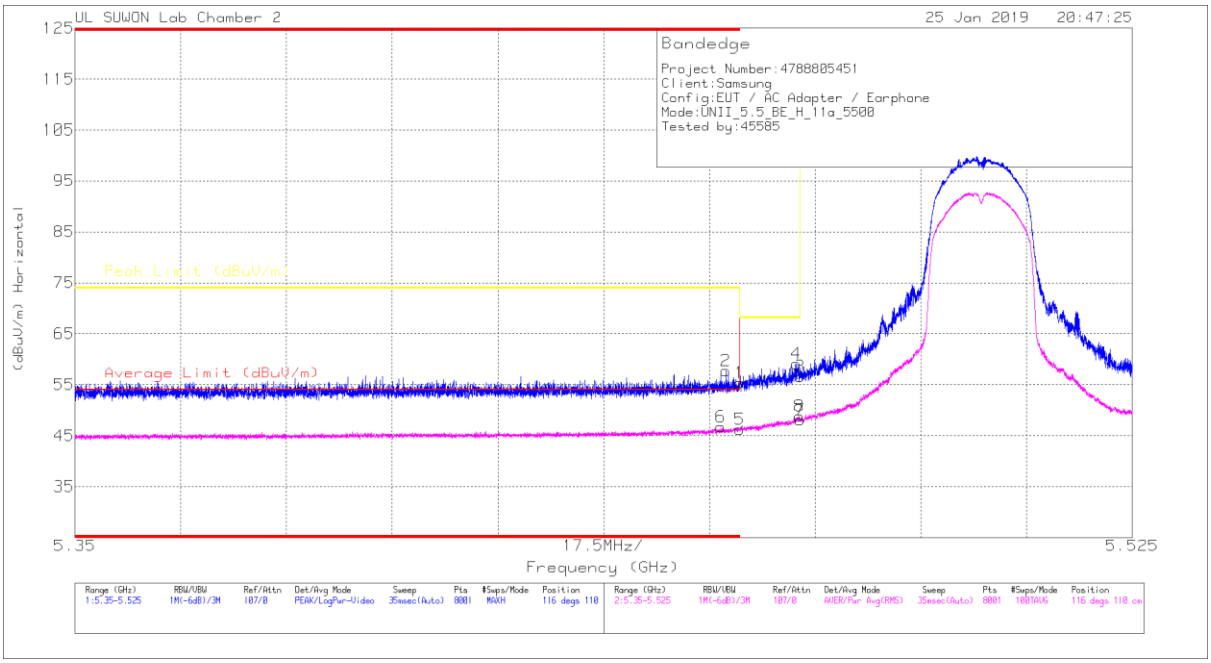

HORIZONTAL DATA

Trace Markers

Marker	Frequency (GHz)	Meter Reading (dBuV)	Det	3117_00168724	10dB[dB]	DC Corr (dB)	Corrected Reading (dBuV/m)	Average Limit (dBuV/m)	Margin (dB)	Peak Limit (dBuV/m)	PK Margin (dB)	Azimuth (Degs)	Height (cm)	Polarity
1	* 5.46	38.99	Pk	34.6	-18.2	0	55.39	-	-	74	-18.61	116	110	H
2	* 5.458	41.38	Pk	34.6	-18.2	0	57.78	-	-	74	-16.22	116	110	H
3	5.47	40.13	Pk	34.6	-18.1	0	56.63	-	-	68.2	-11.57	116	110	H
4	5.469	42.58	Pk	34.6	-18.1	0	59.08	-	-	68.2	-9.12	116	110	H
5	* 5.46	28.44	RMS	34.6	-16.9	.1	46.24	54	-7.76	-	-	116	110	H
6	* 5.457	28.9	RMS	34.6	-16.9	.1	46.7	54	-7.3	-	-	116	110	H
7	5.47	30.29	RMS	34.6	-16.9	.1	48.09	-	-	-	-	116	110	H
8	5.47	31.01	RMS	34.6	-16.9	.1	48.81	-	-	-	-	116	110	H

* - indicates frequency in CFR47 Pt 15 / IC RSS-Restricted Band
Pk - Peak detector
RMS - RMS detection

UL Korea, Ltd. Confidential
This report shall not be reproduced except in full, without the written approval of UL Korea, Ltd.

VERTICAL PEAK AND AVERAGE PLOT

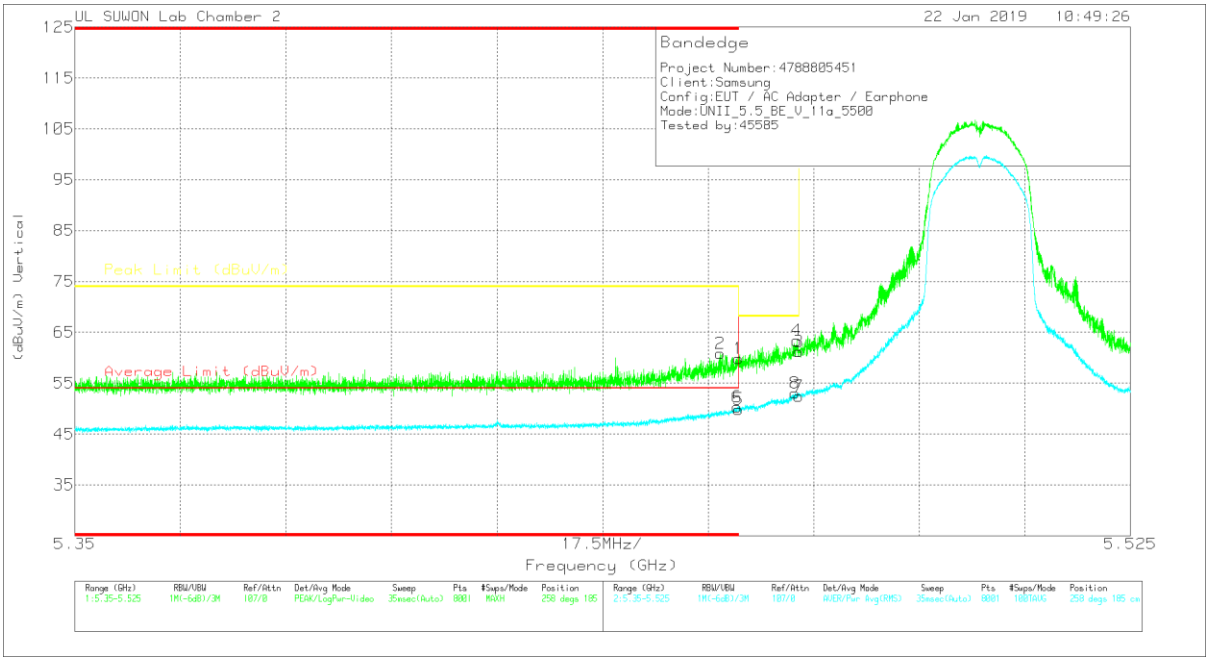

VERTICAL DATA

Trace Markers

Marker	Frequency (GHz)	Meter Reading (dBuV)	Det	3117_00168724	10dB[dB]	DC Corr (dB)	Corrected Reading (dBuV/m)	Average Limit (dBuV/m)	Margin (dB)	Peak Limit (dBuV/m)	PK Margin (dB)	Azimuth (Degs)	Height (cm)	Polarity
1	* 5.46	43.49	Pk	34.6	-18.2	0	59.89	-	-	74	-14.11	258	185	V
2	* 5.457	44.42	Pk	34.6	-18.2	0	60.82	-	-	74	-13.18	258	185	V
3	5.47	44.72	Pk	34.6	-18.1	0	61.22	-	-	68.2	-6.98	258	185	V
4	5.47	46.88	Pk	34.6	-18.1	0	63.38	-	-	68.2	-4.82	258	185	V
5	* 5.46	32.09	RMS	34.6	-16.9	.1	49.89	54	-4.11	-	-	258	185	V
6	* 5.46	32.48	RMS	34.6	-16.9	.1	50.28	54	-3.72	-	-	258	185	V
7	5.47	34.64	RMS	34.6	-16.9	.1	52.44	-	-	-	-	258	185	V
8	5.469	35.3	RMS	34.6	-16.9	.1	53.1	-	-	-	-	258	185	V

* - indicates frequency in CFR47 Pt 15 / IC RSS-Restricted Band
Pk - Peak detector
RMS - RMS detection

UL Korea, Ltd. Confidential
This report shall not be reproduced except in full, without the written approval of UL Korea, Ltd.

AUTHORIZED BANDEDGE (HIGH CHANNEL)

HORIZONTAL PEAK AND AVERAGE PLOT

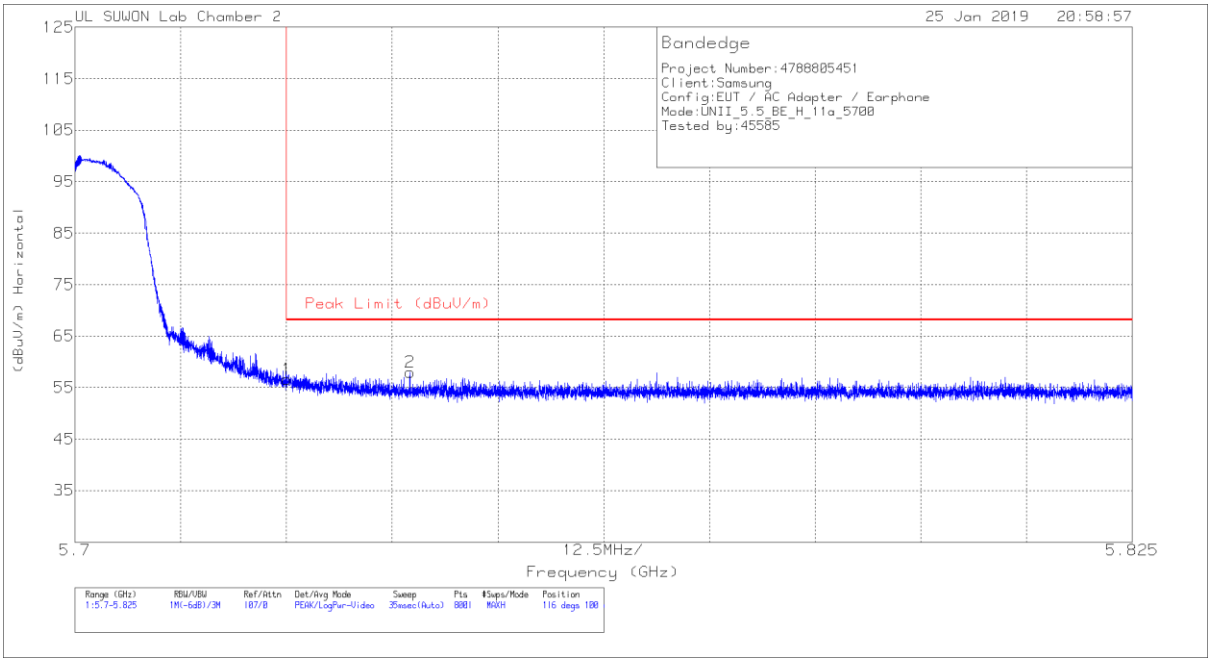

HORIZONTAL DATA

Trace Markers

Marker	Frequency (GHz)	Meter Reading (dBuV)	Det	3117_00168724	10dB[dB]	DC Corr (dB)	Corrected Reading (dBuV/m)	Peak Limit (dBuV/m)	PK Margin (dB)	Azimuth (Degs)	Height (cm)	Polarity
1	5.725	39.53	Pk	34.7	-17.6	0	56.63	68.2	-11.57	116	100	H
2	5.74	40.93	Pk	34.7	-17.6	0	58.03	68.2	-10.17	116	100	H

Pk - Peak detector

UL Korea, Ltd. Suwon Laboratory FORM ID: FCC_15E
218 Maeyeong-ro, Yeongtong-gu, Suwon-si, Gyeonggi-do, 16675 Korea TEL: (031) 337-9902,FAX: (031) 213-5433
UL Korea, Ltd. Confidential
This report shall not be reproduced except in full, without the written approval of UL Korea, Ltd.

VERTICAL PEAK AND AVERAGE PLOT

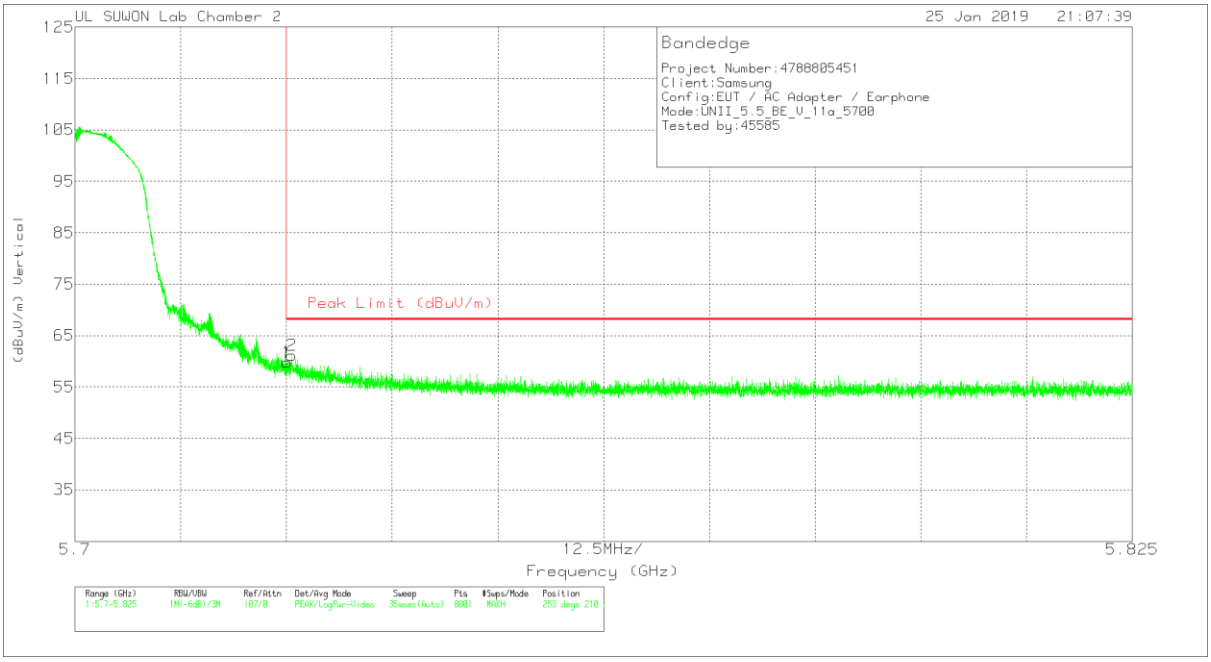

VERTICAL DATA

Trace Markers

Marker	Frequency (GHz)	Meter Reading (dBuV)	Det	3117_00168724	10dB[dB]	DC Corr (dB)	Corrected Reading (dBuV/m)	Peak Limit (dBuV/m)	PK Margin (dB)	Azimuth (Degs)	Height (cm)	Polarity
1	5.725	42.7	Pk	34.7	-17.6	0	59.8	68.2	-8.4	253	210	V
2	5.726	44	Pk	34.7	-17.5	0	61.2	68.2	-7	253	210	V

Pk - Peak detector

UL Korea, Ltd. Suwon Laboratory FORM ID: FCC_15E
218 Maeyeong-ro, Yeongtong-gu, Suwon-si, Gyeonggi-do, 16675 Korea TEL: (031) 337-9902,FAX: (031) 213-5433
UL Korea, Ltd. Confidential
This report shall not be reproduced except in full, without the written approval of UL Korea, Ltd.