HARMONICS AND SPURIOUS EMISSIONS

LOW CHANNEL HORIZONTAL

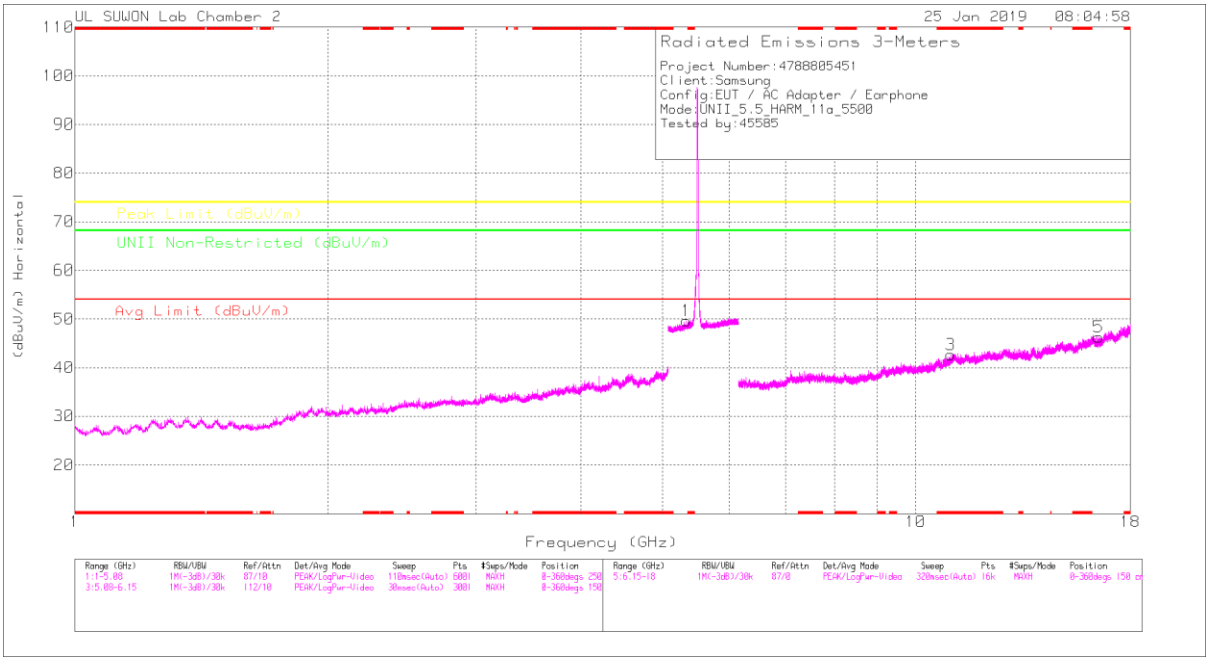

LOW CHANNEL VERTICAL

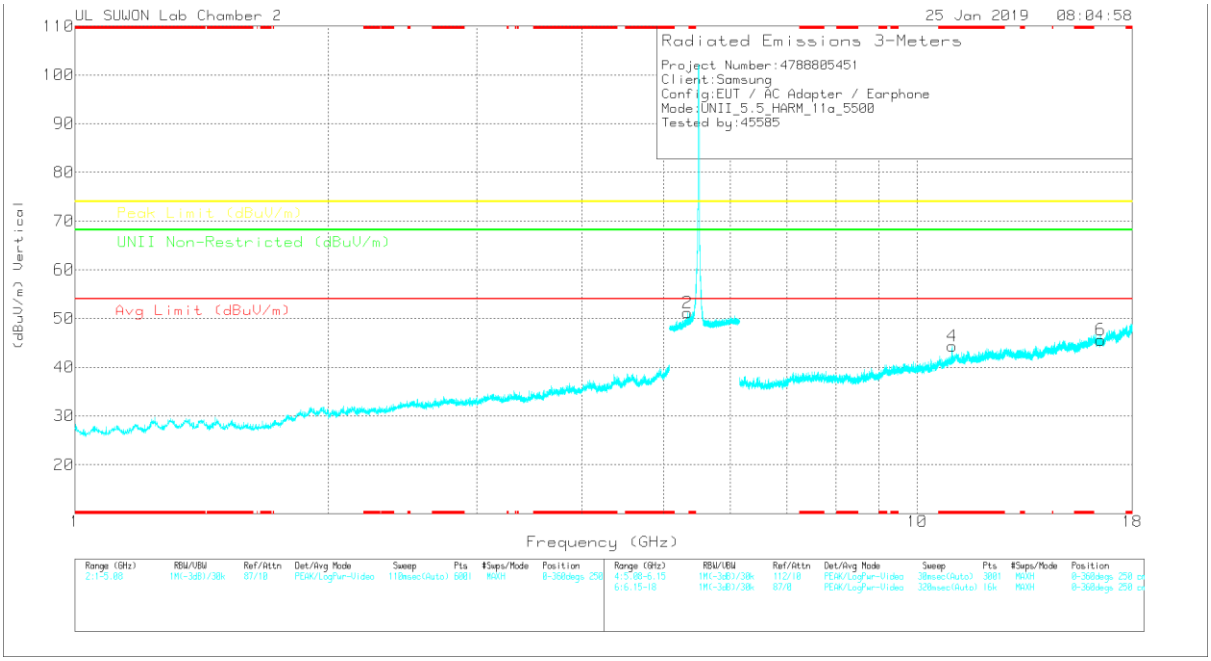

Note: Emission was scanned up to 40GHz; No emissions were detected above the noise floor which was at least 20dB below the specification limit.

UL Korea, Ltd. Confidential
This report shall not be reproduced except in full, without the written approval of UL Korea, Ltd.

LOW CHANNEL DATA

Trace Markers

Marker	Frequency (GHz)	Meter Reading (dBuV)	Det	3117_00168724	10dB[dB]	DC Corr (dB)	Corrected Reading (dBuV/m)	Avg Limit (dBuV/m)	Margin (dB)	Peak Limit (dBuV/m)	Margin (dB)	UNII Non-Restricted (dBuV/m)	Margin (dB)	Azimuth (Degs)	Height (cm)	Polarity
1	5.34	33.18	PK	34.5	-18	0	49.68	-	-	-	-	68.2	-18.52	0-360	150	H
2	5.34	34.68	PK	34.5	-18	0	51.18	-	-	-	-	68.2	-17.02	0-360	250	V
3	* 11.001	25.1	PK	38.1	-20.5	0	42.7	-	-	74	-31.3	-	-	0-360	150	H
5	16.499	25.7	PK	40.5	-19.9	0	46.3	-	-	-	-	68.2	-21.9	0-360	250	H
4	* 11	26.89	PK	38.1	-20.6	0	44.39	-	-	74	-29.61	-	-	0-360	150	V
6	16.502	24.87	PK	40.5	-19.8	0	45.57	-	-	-	-	68.2	-22.63	0-360	250	V

* - indicates frequency in CFR47 Pt 15 / IC RSS-Restricted Band
PK – Peak Detector

Radiated Emissions

Frequency (GHz)	Meter Reading (dBuV)	Det	3117_00168724	10dB[dB]	DC Corr (dB)	Corrected Reading (dBuV/m)	Avg Limit (dBuV/m)	Margin (dB)	Peak Limit (dBuV/m)	Margin (dB)	UNII Non-Restricted (dBuV/m)	Margin (dB)	Azimuth (Degs)	Height (cm)	Polarity
5.339	44.32	PK-U	34.5	-18.1	0	60.72	-	-	-	-	68.2	-7.48	216	100	H
5.34	45.86	PK-U	34.5	-18	0	62.36	-	-	-	-	68.2	-5.84	253	211	V
* 11	26.26	ADR	38.1	-20.6	.1	43.86	54	-10.14	-	-	-	-	264	194	V
* 11	24.99	ADR	38.1	-20.6	.1	42.59	54	-11.41	-	-	-	-	158	174	H
* 11.004	37.62	PK-U	38.1	-20.5	0	55.22	-	-	74	-18.78	-	-	264	194	V
* 11	37.16	PK-U	38.1	-20.6	0	54.66	-	-	74	-19.34	-	-	158	174	H

* - indicates frequency in CFR47 Pt 15 / IC RSS-Restricted Band
PK-U - U-NII: Maximum Peak
ADR - U-NII AD primary method, RMS average

UL Korea, Ltd. Confidential
This report shall not be reproduced except in full, without the written approval of UL Korea, Ltd.

MID CHANNEL HORIZONTAL

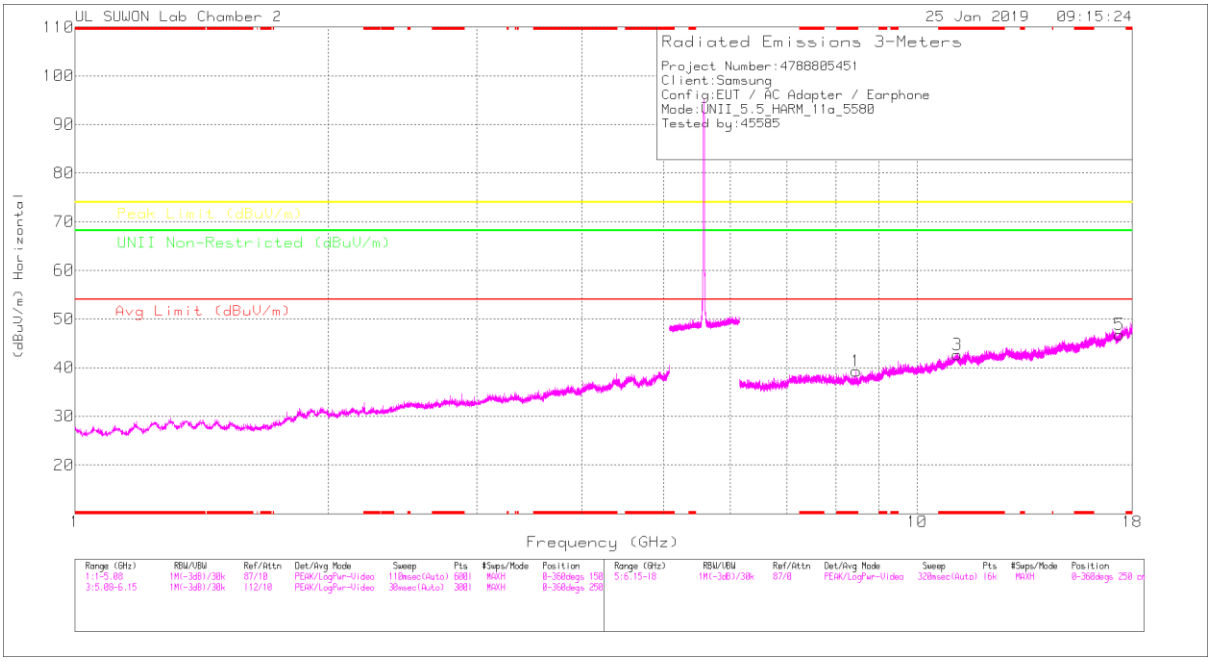

MID CHANNEL VERTICAL

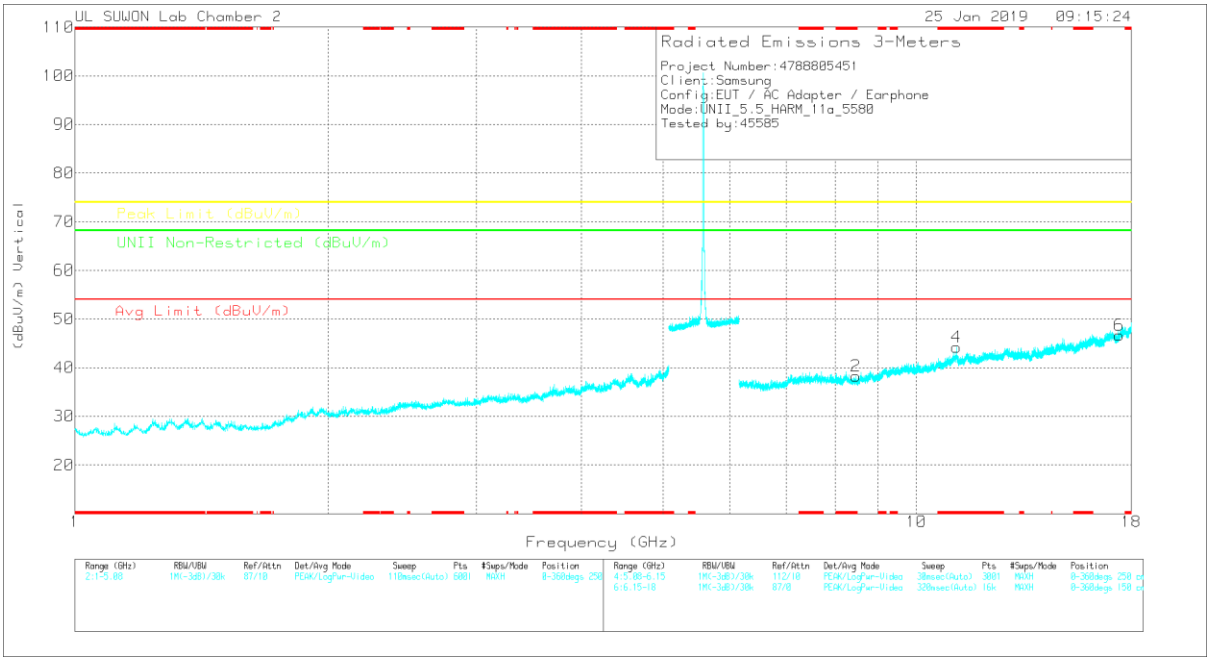

Note: Emission was scanned up to 40GHz; No emissions were detected above the noise floor which was at least 20dB below the specification limit.

UL Korea, Ltd. Confidential
This report shall not be reproduced except in full, without the written approval of UL Korea, Ltd.

MID CHANNEL DATA

Trace Markers

Marker	Frequency (GHz)	Meter Reading (dBuV)	Det	3117_00168724	6GHz_HP[dB]	DC Corr (dB)	Corrected Reading (dBuV/m)	Avg Limit (dBuV/m)	Margin (dB)	Peak Limit (dBuV/m)	Margin (dB)	UNII Non-Restricted (dBuV/m)	Margin (dB)	Azimuth (Degs)	Height (cm)	Polarity
1	* 8.467	26.44	PK	36.1	-23.3	0	39.24	-	-	74	-34.76	-	-	0-360	250	H
3	* 11.16	24.05	PK	38.2	-19.6	0	42.65	-	-	74	-31.35	-	-	0-360	250	H
5	17.4	24.13	PK	41.4	-18.7	0	46.83	-	-	-	-	68.2	-21.37	0-360	250	H
2	* 8.472	25.55	PK	36.1	-23.4	0	38.25	-	-	74	-35.75	-	-	0-360	150	V
4	* 11.157	25.62	PK	38.2	-19.6	0	44.22	-	-	74	-29.78	-	-	0-360	150	V
6	17.405	23.93	PK	41.4	-18.7	0	46.63	-	-	-	-	68.2	-21.57	0-360	250	V

* - indicates frequency in CFR47 Pt 15 / IC RSS-Restricted Band
PK – Peak detector

Radiated Emissions

Frequency (GHz)	Meter Reading (dBuV)	Det	3117_00168724	6GHz_HP[dB]	DC Corr (dB)	Corrected Reading (dBuV/m)	Avg Limit (dBuV/m)	Margin (dB)	Peak Limit (dBuV/m)	Margin (dB)	UNII Non-Restricted (dBuV/m)	Margin (dB)	Azimuth (Degs)	Height (cm)	Polarity
* 11.16	36.41	PK-U	38.2	-19.6	0	55.01	-	-	74	-18.99	-	-	157	173	H
* 11.16	24.01	ADR	38.2	-19.6	.1	42.71	54	-11.29	-	-	-	-	157	173	H
* 11.165	36.8	PK-U	38.2	-19.6	0	55.4	-	-	74	-18.6	-	-	262	170	V
* 11.16	24.97	ADR	38.2	-19.6	.1	43.67	54	-10.33	-	-	-	-	262	170	V

* - indicates frequency in CFR47 Pt 15 / IC RSS-Restricted Band
PK-U - U-NII: Maximum Peak
ADR - U-NII AD primary method, RMS average

UL Korea, Ltd. Confidential
This report shall not be reproduced except in full, without the written approval of UL Korea, Ltd.

HIGH CHANNEL HORIZONTAL

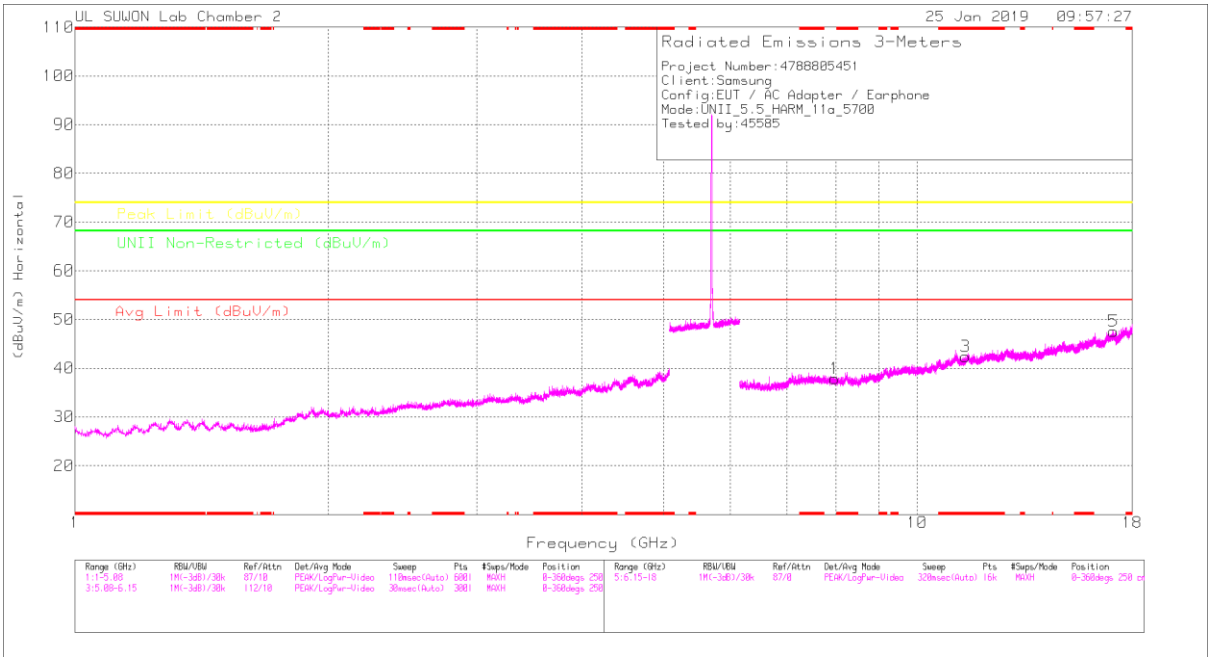

HIGH CHANNEL VERTICAL

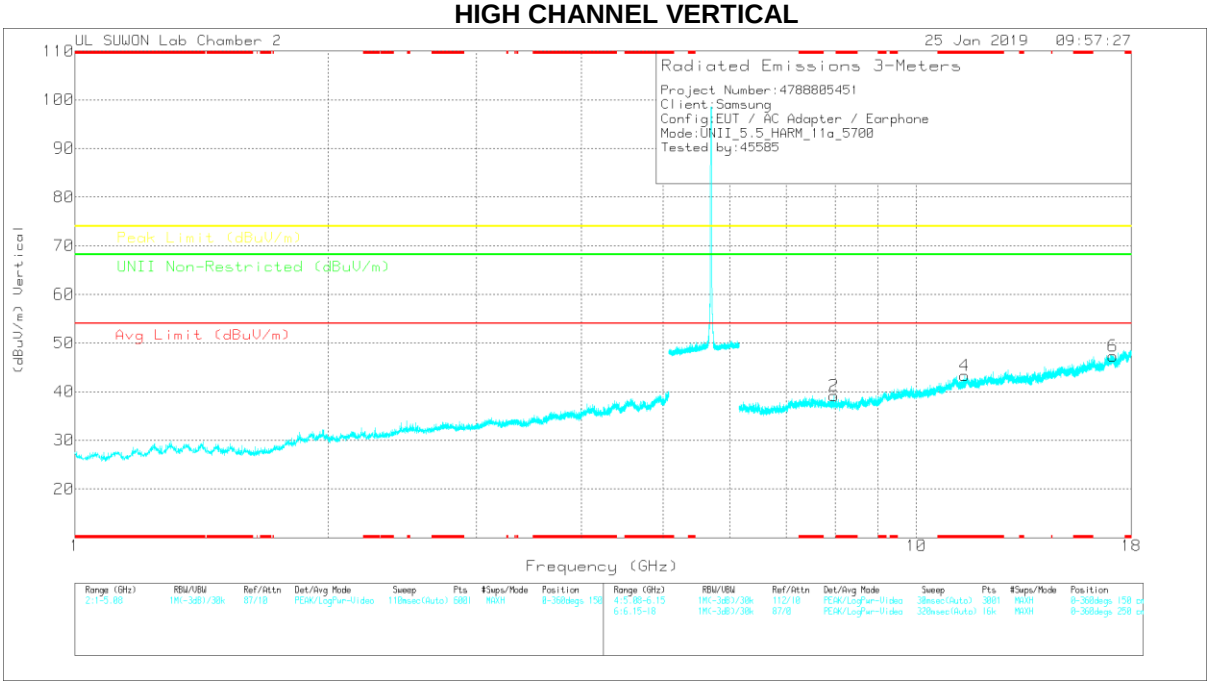

Note: Emission was scanned up to 40GHz; No emissions were detected above the noise floor which was at least 20dB below the specification limit.

UL Korea, Ltd. Confidential
This report shall not be reproduced except in full, without the written approval of UL Korea, Ltd.

HIGH CHANNEL DATA

Trace Markers

Marker	Frequency (GHz)	Meter Reading (dBuV)	Det	3117_00168724	6GHz_HP[dB]	DC Corr (dB)	Corrected Reading (dBuV/m)	Avg Limit (dBuV/m)	Margin (dB)	Peak Limit (dBuV/m)	Margin (dB)	UNII Non-Restricted (dBuV/m)	Margin (dB)	Azimuth (Degs)	Height (cm)	Polarity
1	7.976	25.89	PK	35.9	-23.9	0	37.89	-	-	-	-	68.2	-30.31	0-360	150	H
3	* 11.402	24.34	PK	38.3	-20.2	0	42.44	-	-	74	-31.56	-	-	0-360	250	H
5	17.105	24.96	PK	41.3	-18.7	0	47.56	-	-	-	-	68.2	-20.64	0-360	250	H
2	7.979	27.21	PK	35.9	-23.9	0	39.21	-	-	-	-	68.2	-28.99	0-360	250	V
4	* 11.404	25.17	PK	38.3	-20.2	0	43.27	-	-	74	-30.73	-	-	0-360	250	V
6	17.108	24.68	PK	41.3	-18.7	0	47.28	-	-	-	-	68.2	-20.92	0-360	150	V

* - indicates frequency in CFR47 Pt 15 / IC RSS-Restricted Band
PK – Peak Detector

Note: Only peak measurement was performed. Because peak measurement result of unwanted emission is less than average limit (54dBuV/m).

UL Korea, Ltd. Confidential
This report shall not be reproduced except in full, without the written approval of UL Korea, Ltd.

11.3.2.TX ABOVE 1GHz 802.11n HT20 MODE IN THE 5.5GHz BAND RESTRICTED BANDEDGE (LOW CHANNEL)

HORIZONTAL PEAK AND AVERAGE PLOT

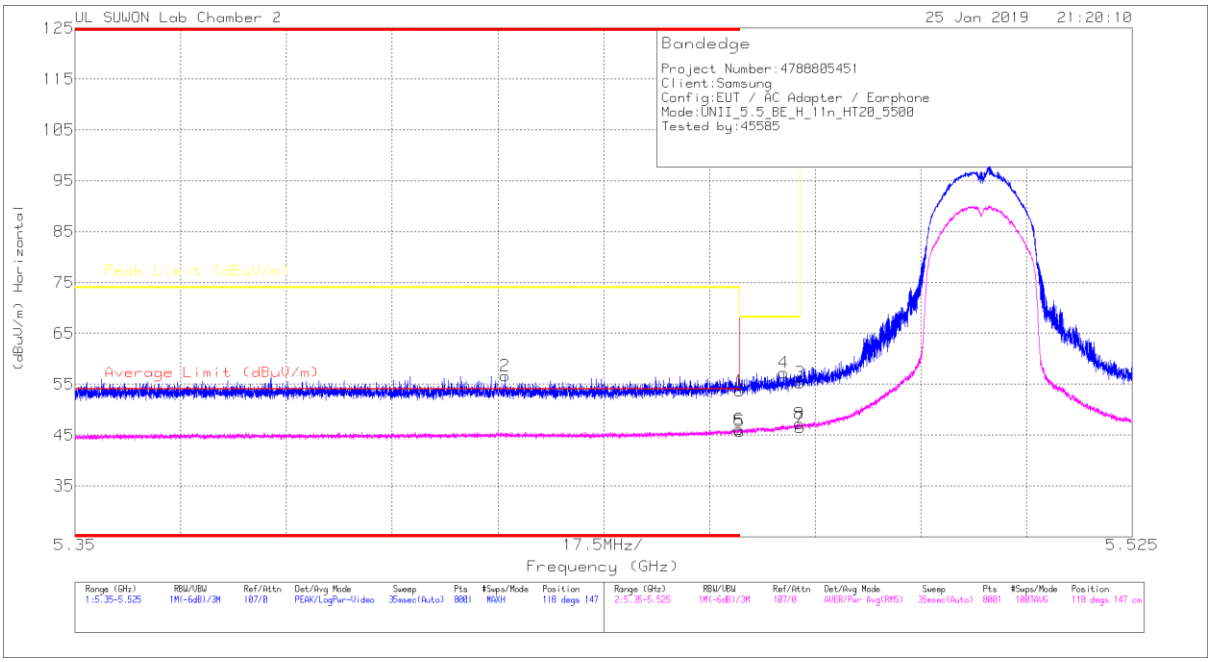

HORIZONTAL DATA

Trace Markers

Marker	Frequency (GHz)	Meter Reading (dBuV)	Det	3117_00168724	10dB[dB]	DC Corr (dB)	Corrected Reading (dBuV/m)	Average Limit (dBuV/m)	Margin (dB)	Peak Limit (dBuV/m)	PK Margin (dB)	Azimuth (Degs)	Height (cm)	Polarity
1	* 5.46	37.31	Pk	34.6	-18.2	0	53.71	-	-	74	-20.29	118	147	H
2	* 5.421	40.35	Pk	34.5	-18.2	0	56.65	-	-	74	-17.35	118	147	H
3	5.47	38.81	Pk	34.6	-18.1	0	55.31	-	-	68.2	-12.89	118	147	H
4	5.467	40.8	Pk	34.6	-18.2	0	57.2	-	-	68.2	-11	118	147	H
5	* 5.46	27.99	RMS	34.6	-16.9	.1	45.79	54	-8.21	-	-	118	147	H
6	* 5.46	28.36	RMS	34.6	-16.9	.1	46.16	54	-7.84	-	-	118	147	H
7	5.47	28.64	RMS	34.6	-16.9	.1	46.44	-	-	-	-	118	147	H
8	5.47	29.4	RMS	34.6	-16.9	.1	47.2	-	-	-	-	118	147	H

* - indicates frequency in CFR47 Pt 15 / IC RSS-Restricted Band
Pk - Peak detector
RMS - RMS detection

UL Korea, Ltd. Confidential
This report shall not be reproduced except in full, without the written approval of UL Korea, Ltd.

VERTICAL PEAK AND AVERAGE PLOT

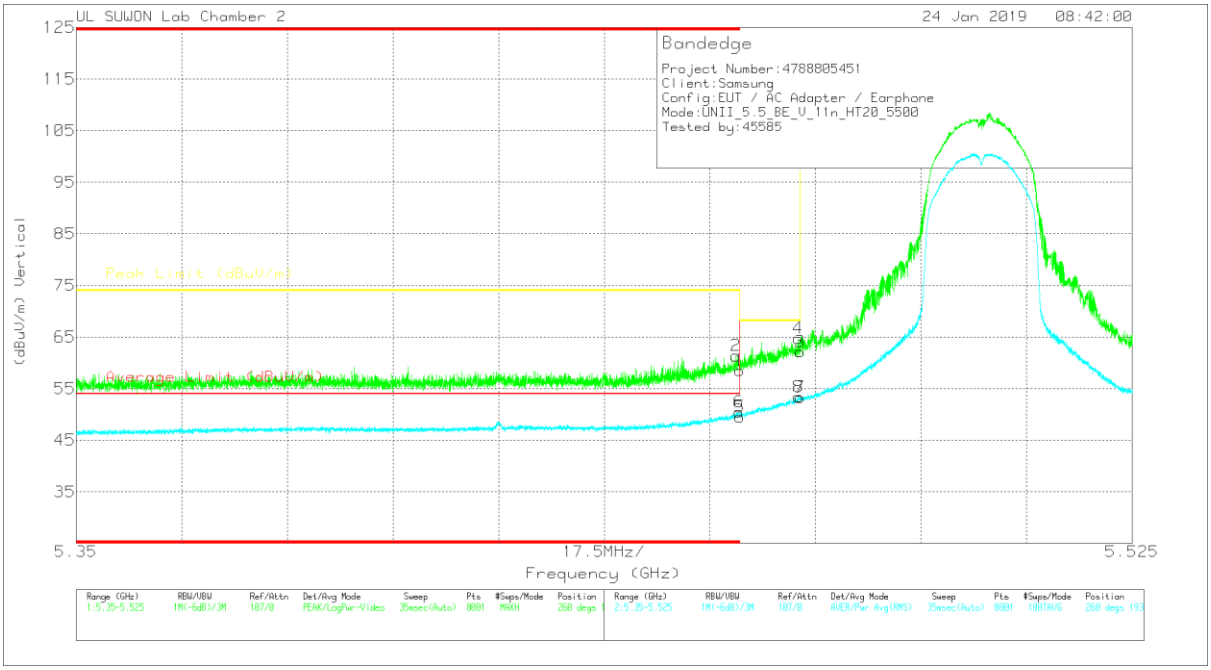

VERTICAL DATA

Trace Markers

Marker	Frequency (GHz)	Meter Reading (dBuV)	Det	3117_00168724	10dB[dB]	DC Corr (dB)	Corrected Reading (dBuV/m)	Average Limit (dBuV/m)	Margin (dB)	Peak Limit (dBuV/m)	PK Margin (dB)	Azimuth (Degs)	Height (cm)	Polarity
1	* 5.46	42.12	Pk	34.6	-18.2	0	58.52	-	-	74	-15.48	260	193	V
2	* 5.459	44.99	Pk	34.6	-18.2	0	61.39	-	-	74	-12.61	260	193	V
3	5.47	45.64	Pk	34.6	-18.1	0	62.14	-	-	68.2	-6.06	260	193	V
4	5.47	48.24	Pk	34.6	-18.1	0	64.74	-	-	68.2	-3.46	260	193	V
5	* 5.46	31.73	RMS	34.6	-16.9	.11	49.54	54	-4.46	-	-	260	193	V
6	* 5.46	32.64	RMS	34.6	-16.9	.11	50.45	54	-3.55	-	-	260	193	V
7	5.47	35.51	RMS	34.6	-16.9	.11	53.32	-	-	-	-	260	193	V
8	5.47	35.57	RMS	34.6	-16.9	.11	53.38	-	-	-	-	260	193	V

* - indicates frequency in CFR47 Pt 15 / IC RSS-Restricted Band
Pk - Peak detector
RMS - RMS detection

UL Korea, Ltd. Confidential
This report shall not be reproduced except in full, without the written approval of UL Korea, Ltd.

AUTHORIZED BANDEDGE (HIGH CHANNEL)

HORIZONTAL PEAK AND AVERAGE PLOT

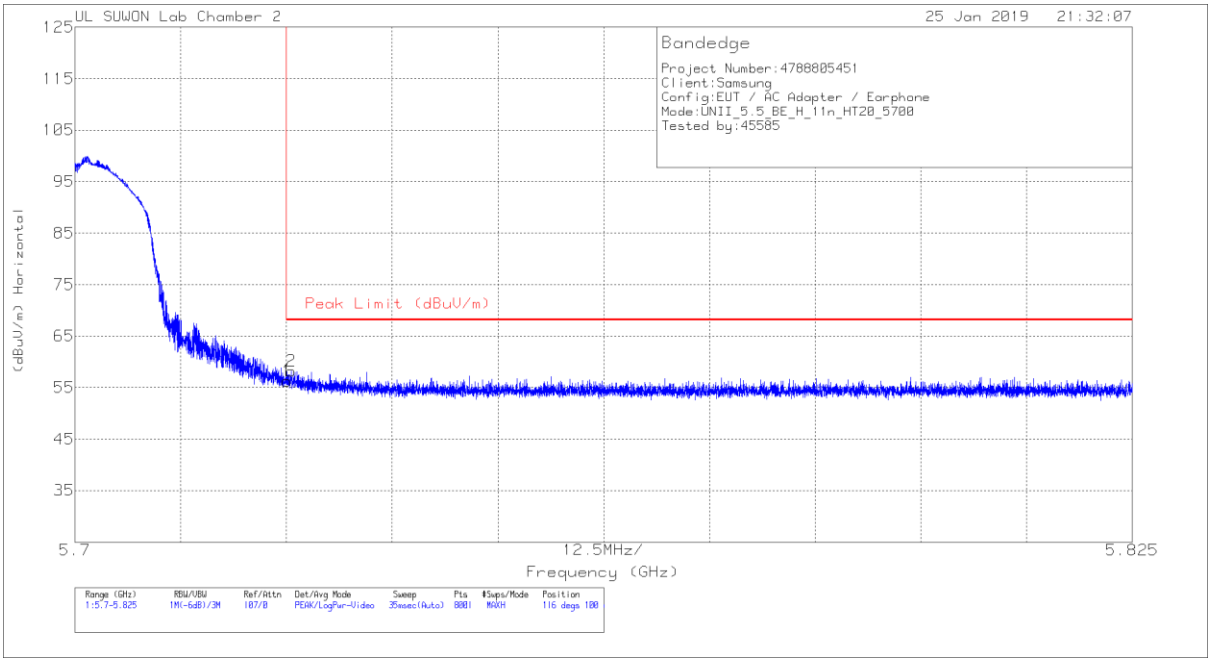

HORIZONTAL DATA

Trace Markers

Marker	Frequency (GHz)	Meter Reading (dBuV)	Det	3117_00168724	10dB[dB]	DC Corr (dB)	Corrected Reading (dBuV/m)	Peak Limit (dBuV/m)	PK Margin (dB)	Azimuth (Degs)	Height (cm)	Polarity
1	5.725	39.15	Pk	34.7	-17.6	0	56.25	68.2	-11.95	116	100	H
2	5.726	40.99	Pk	34.7	-17.5	0	58.19	68.2	-10.01	116	100	H

Pk - Peak detector

UL Korea, Ltd. Suwon Laboratory FORM ID: FCC_15E
218 Maeyeong-ro, Yeongtong-gu, Suwon-si, Gyeonggi-do, 16675 Korea TEL: (031) 337-9902,FAX: (031) 213-5433
UL Korea, Ltd. Confidential
This report shall not be reproduced except in full, without the written approval of UL Korea, Ltd.

VERTICAL PEAK AND AVERAGE PLOT

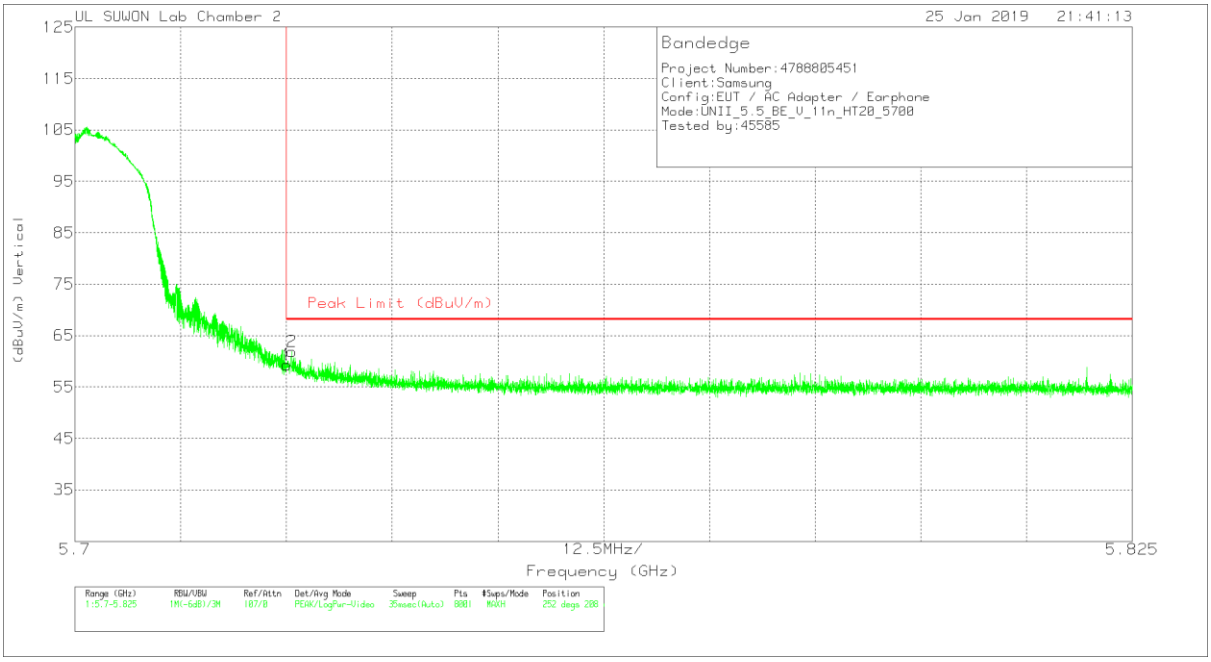

VERTICAL DATA

Trace Markers

Marker	Frequency (GHz)	Meter Reading (dBuV)	Det	3117_00168724	10dB[dB]	DC Corr (dB)	Corrected Reading (dBuV/m)	Peak Limit (dBuV/m)	PK Margin (dB)	Azimuth (Degs)	Height (cm)	Polarity
1	5.725	42.18	Pk	34.7	-17.6	0	59.28	68.2	-8.92	252	208	V
2	5.726	44.7	Pk	34.7	-17.5	0	61.9	68.2	-6.3	252	208	V

Pk - Peak detector

UL Korea, Ltd. Confidential
This report shall not be reproduced except in full, without the written approval of UL Korea, Ltd.

HARMONICS AND SPURIOUS EMISSIONS

LOW CHANNEL HORIZONTAL

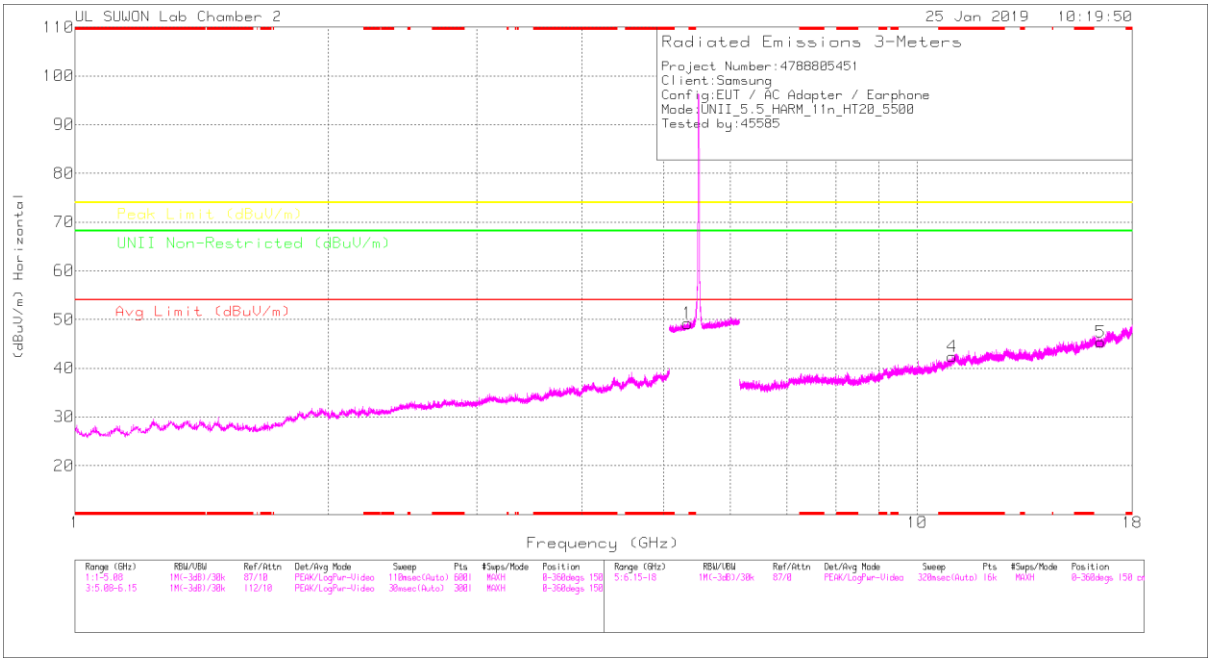

LOW CHANNEL VERTICAL

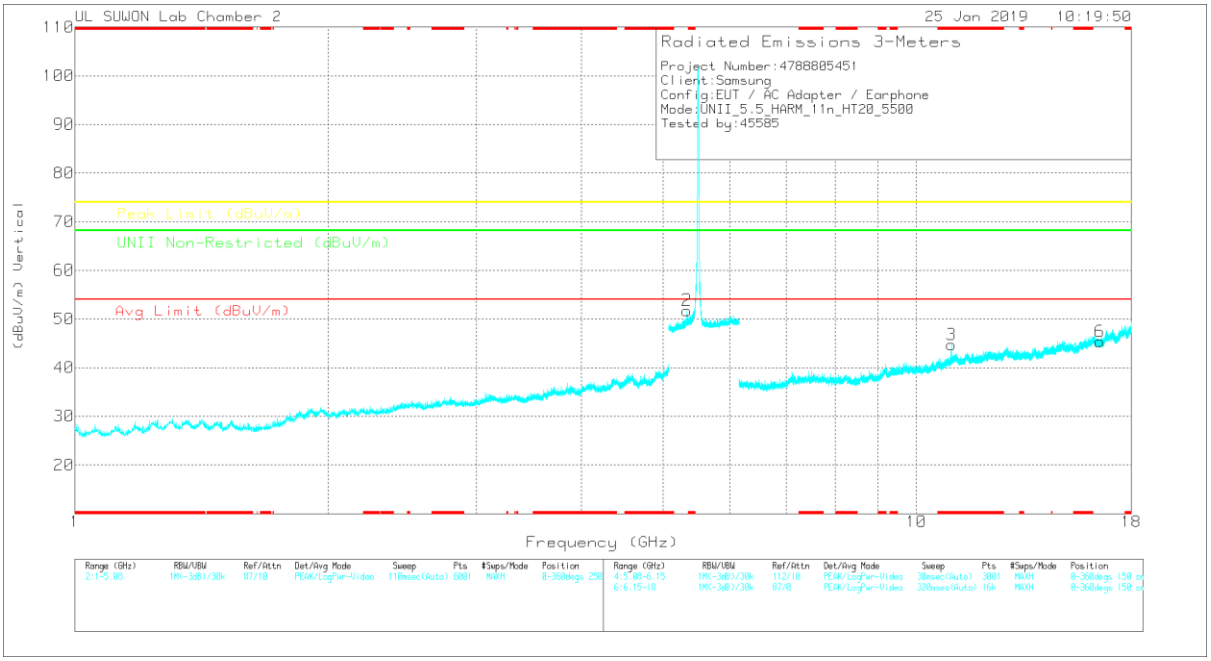

Note: Emission was scanned up to 40GHz; No emissions were detected above the noise floor which was at least 20dB below the specification limit.

UL Korea, Ltd. Confidential
This report shall not be reproduced except in full, without the written approval of UL Korea, Ltd.

LOW CHANNEL DATA

Trace Markers

Marker	Frequency (GHz)	Meter Reading (dBuV)	Det	3117_00168724	10dB[dB]	DC Corr (dB)	Corrected Reading (dBuV/m)	Avg Limit (dBuV/m)	Margin (dB)	Peak Limit (dBuV/m)	Margin (dB)	UNII Non-Restricted (dBuV/m)	Margin (dB)	Azimuth (Degs)	Height (cm)	Polarity
1	5.34	32.69	PK	34.5	-18	0	49.19	-	-	-	-	68.2	-19.01	0-360	250	H
2	5.34	35.27	PK	34.5	-18	0	51.77	-	-	-	-	68.2	-16.43	0-360	150	V
4	* 11.001	24.83	PK	38.1	-20.5	0	42.43	-	-	74	-31.57	-	-	0-360	150	H
5	16.5	24.8	PK	40.5	-19.9	0	45.4	-	-	-	-	68.2	-22.8	0-360	250	H
3	* 11.001	27.16	PK	38.1	-20.5	0	44.76	-	-	74	-29.24	-	-	0-360	250	V
6	16.5	24.63	PK	40.5	-19.8	0	45.33	-	-	-	-	68.2	-22.87	0-360	150	V

* - indicates frequency in CFR47 Pt 15 / IC RSS-Restricted Band
PK – Peak Detector

Radiated Emissions

Frequency (GHz)	Meter Reading (dBuV)	Det	3117_00168724	10dB[dB]	DC Corr (dB)	Corrected Reading (dBuV/m)	Avg Limit (dBuV/m)	Margin (dB)	Peak Limit (dBuV/m)	Margin (dB)	UNII Non-Restricted (dBuV/m)	Margin (dB)	Azimuth (Degs)	Height (cm)	Polarity
5.341	42.91	PK-U	34.5	-18.1	0	59.31	-	-	-	-	68.2	-8.89	218	112	H
5.34	46.06	PK-U	34.5	-18	0	62.56	-	-	-	-	68.2	-5.64	253	183	V
* 11	26.08	ADR	38.1	-20.6	.11	43.69	54	-10.31	-	-	-	-	270	192	V
* 10.964	22.17	ADR	38.1	-20.5	.11	39.88	54	-14.12	-	-	-	-	97	207	H
* 11	38.4	PK-U	38.1	-20.6	0	55.9	-	-	74	-18.1	-	-	270	192	V
* 10.963	34.42	PK-U	38.1	-20.5	0	52.02	-	-	74	-21.98	-	-	97	207	H

* - indicates frequency in CFR47 Pt 15 / IC RSS-Restricted Band
PK-U - U-NII: Maximum Peak
ADR - U-NII AD primary method, RMS average

UL Korea, Ltd. Confidential
This report shall not be reproduced except in full, without the written approval of UL Korea, Ltd.

MID CHANNEL HORIZONTAL

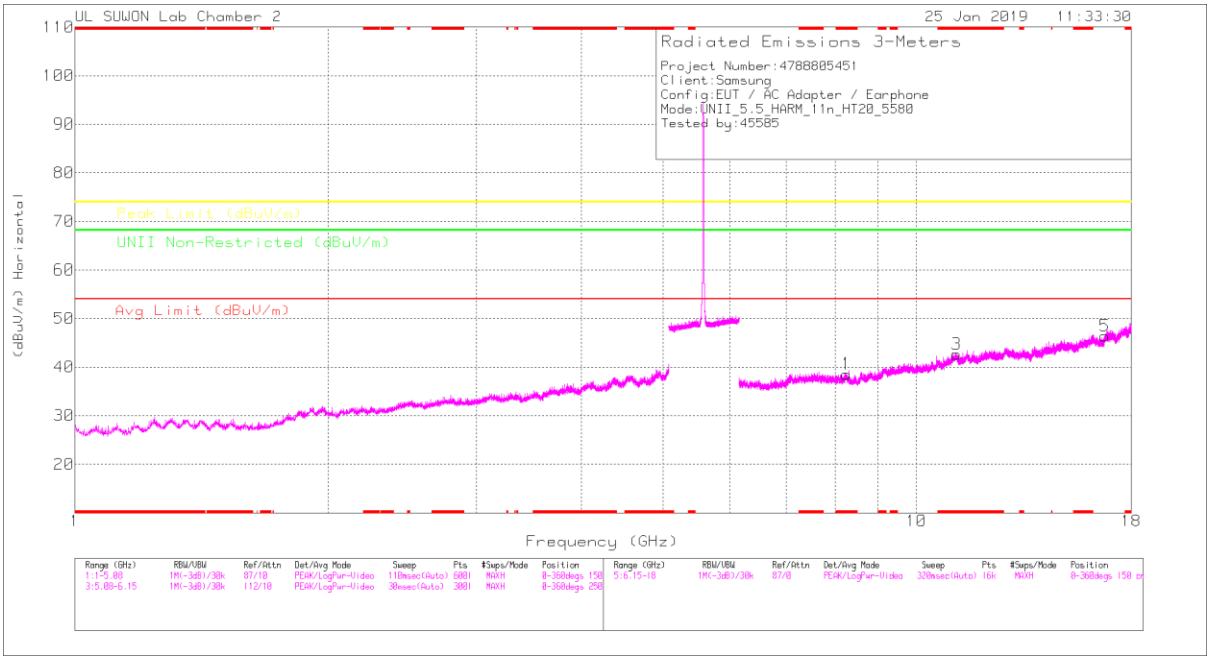

MID CHANNEL VERTICAL

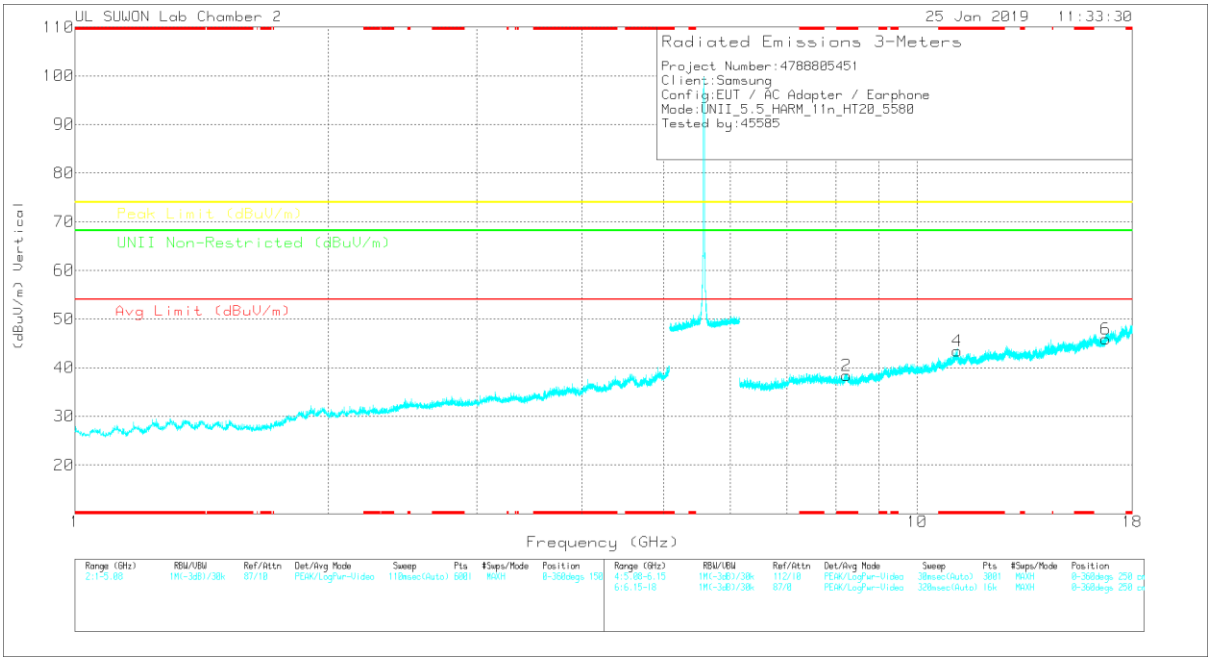

Note: Emission was scanned up to 40GHz; No emissions were detected above the noise floor which was at least 20dB below the specification limit.

UL Korea, Ltd. Confidential
This report shall not be reproduced except in full, without the written approval of UL Korea, Ltd.

MID CHANNEL DATA

Trace Markers

Marker	Frequency (GHz)	Meter Reading (dBuV)	Det	3117_00168724	6GHz_HP[dB]	DC Corr (dB)	Corrected Reading (dBuV/m)	Avg Limit (dBuV/m)	Margin (dB)	Peak Limit (dBuV/m)	Margin (dB)	UNII Non-Restricted (dBuV/m)	Margin (dB)	Azimuth (Degs)	Height (cm)	Polarity
1	* 8.252	25.58	PK	36	-23	0	38.58	-	-	74	-35.42	-	-	0-360	150	H
3	* 11.16	24.05	PK	38.2	-19.6	0	42.65	-	-	74	-31.35	-	-	0-360	150	H
5	16.743	24.61	PK	40.9	-19.1	0	46.41	-	-	-	-	68.2	-21.79	0-360	150	H
2	* 8.247	25.44	PK	36	-23.1	0	38.34	-	-	74	-35.66	-	-	0-360	150	V
4	* 11.161	24.69	PK	38.2	-19.5	0	43.39	-	-	74	-30.61	-	-	0-360	250	V
6	16.744	24.12	PK	40.9	-19.1	0	45.92	-	-	-	-	68.2	-22.28	0-360	250	V

* - indicates frequency in CFR47 Pt 15 / IC RSS-Restricted Band
PK – Peak Detector

Radiated Emissions

Frequency (GHz)	Meter Reading (dBuV)	Det	3117_00168724	6GHz_HP[dB]	DC Corr (dB)	Corrected Reading (dBuV/m)	Avg Limit (dBuV/m)	Margin (dB)	Peak Limit (dBuV/m)	Margin (dB)	UNII Non-Restricted (dBuV/m)	Margin (dB)	Azimuth (Degs)	Height (cm)	Polarity
* 11.157	35.22	PK-U	38.2	-19.6	0	53.82	-	-	74	-20.18	-	-	152	185	H
* 11.16	23.17	ADR	38.2	-19.6	.11	41.88	54	-12.12	-	-	-	-	152	185	H
* 11.165	36.53	PK-U	38.2	-19.6	0	55.13	-	-	74	-18.87	-	-	263	178	V
* 11.16	24.5	ADR	38.2	-19.6	.11	43.21	54	-10.79	-	-	-	-	263	178	V

* - indicates frequency in CFR47 Pt 15 / IC RSS-Restricted Band
PK-U - U-NII: Maximum Peak
ADR - U-NII AD primary method, RMS average

UL Korea, Ltd. Confidential
This report shall not be reproduced except in full, without the written approval of UL Korea, Ltd.

HIGH CHANNEL HORIZONTAL

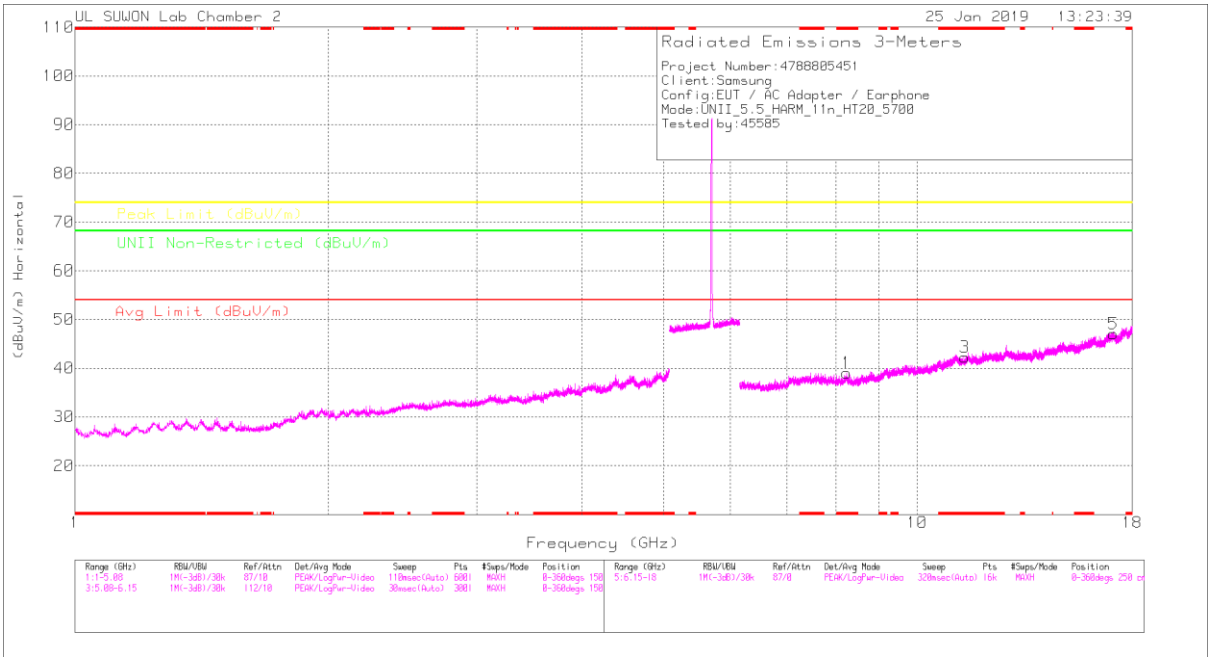

HIGH CHANNEL VERTICAL

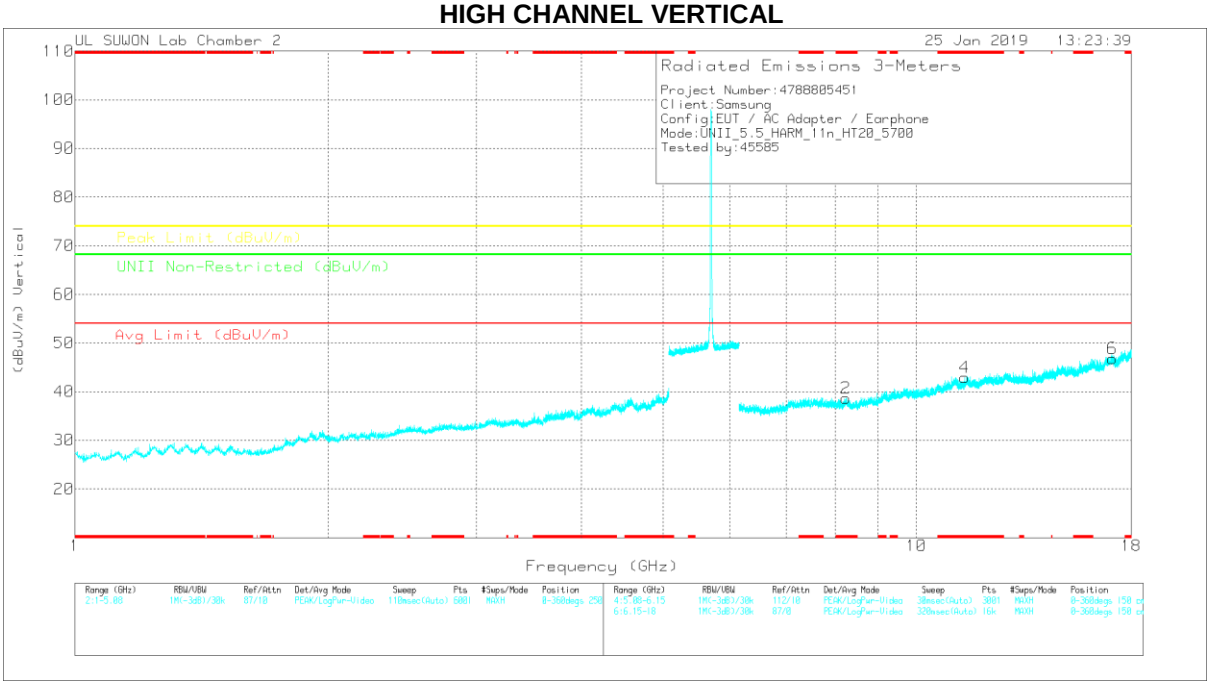

Note: Emission was scanned up to 40GHz; No emissions were detected above the noise floor which was at least 20dB below the specification limit.

UL Korea, Ltd. Confidential
This report shall not be reproduced except in full, without the written approval of UL Korea, Ltd.

HIGH CHANNEL DATA

Trace Markers

Marker	Frequency (GHz)	Meter Reading (dBuV)	Det	3117_00168724	6GHz_HP[dB]	DC Corr (dB)	Corrected Reading (dBuV/m)	Avg Limit (dBuV/m)	Margin (dB)	Peak Limit (dBuV/m)	Margin (dB)	UNII Non-Restricted (dBuV/m)	Margin (dB)	Azimuth (Degs)	Height (cm)	Polarity
1	* 8.24	26.19	PK	36	-23.2	0	38.99	-	-	74	-35.01	-	-	0-360	150	H
3	* 11.397	24.12	PK	38.3	-20.2	0	42.22	-	-	74	-31.78	-	-	0-360	250	H
5	17.102	24.34	PK	41.3	-18.6	0	47.04	-	-	-	-	68.2	-21.16	0-360	250	H
2	* 8.241	25.88	PK	36	-23.2	0	38.68	-	-	74	-35.32	-	-	0-360	150	V
4	* 11.401	24.79	PK	38.3	-20.2	0	42.89	-	-	74	-31.11	-	-	0-360	250	V
6	17.102	24.25	PK	41.3	-18.7	0	46.85	-	-	-	-	68.2	-21.35	0-360	250	V

* - indicates frequency in CFR47 Pt 15 / IC RSS-Restricted Band
PK – Peak Detector

Note: Only peak measurement was performed. Because peak measurement result of unwanted emission is less than average limit (54dBuV/m).

UL Korea, Ltd. Confidential
This report shall not be reproduced except in full, without the written approval of UL Korea, Ltd.

11.3.3.TX ABOVE 1GHz 802.11n HT40 MODE IN THE 5.5GHz BAND RESTRICTED BANDEDGE (LOW CHANNEL)

HORIZONTAL PEAK AND AVERAGE PLOT

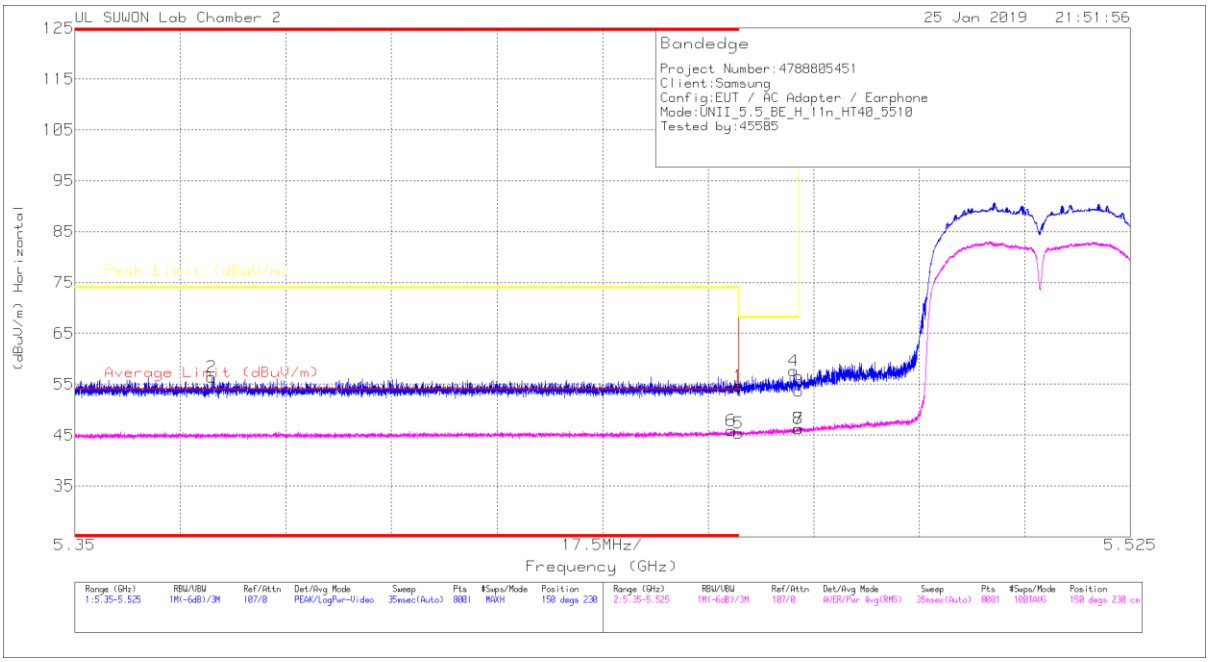

HORIZONTAL DATA

Trace Markers

Marker	Frequency (GHz)	Meter Reading (dBuV)	Det	3117_00168724	10dB[dB]	DC Corr (dB)	Corrected Reading (dBuV/m)	Average Limit (dBuV/m)	Margin (dB)	Peak Limit (dBuV/m)	PK Margin (dB)	Azimuth (Degs)	Height (cm)	Polarity
1	* 5.46	38.28	Pk	34.6	-18.2	0	54.68	-	-	74	-19.32	150	230	H
2	* 5.373	40.03	Pk	34.5	-18.1	0	56.43	-	-	74	-17.57	150	230	H
3	5.47	37.21	Pk	34.6	-18.1	0	53.71	-	-	68.2	-14.49	150	230	H
4	5.469	41.08	Pk	34.6	-18.1	0	57.58	-	-	68.2	-10.62	150	230	H
5	* 5.46	27.34	RMS	34.6	-16.9	.31	45.35	54	-8.65	-	-	150	230	H
6	* 5.459	27.92	RMS	34.6	-16.9	.31	45.93	54	-8.07	-	-	150	230	H
7	5.47	28.22	RMS	34.6	-16.9	.31	46.23	-	-	-	-	150	230	H
8	5.47	28.29	RMS	34.6	-16.9	.31	46.3	-	-	-	-	150	230	H

* - indicates frequency in CFR47 Pt 15 / IC RSS-Restricted Band
Pk - Peak detector
RMS - RMS detection

UL Korea, Ltd. Confidential
This report shall not be reproduced except in full, without the written approval of UL Korea, Ltd.

VERTICAL PEAK AND AVERAGE PLOT

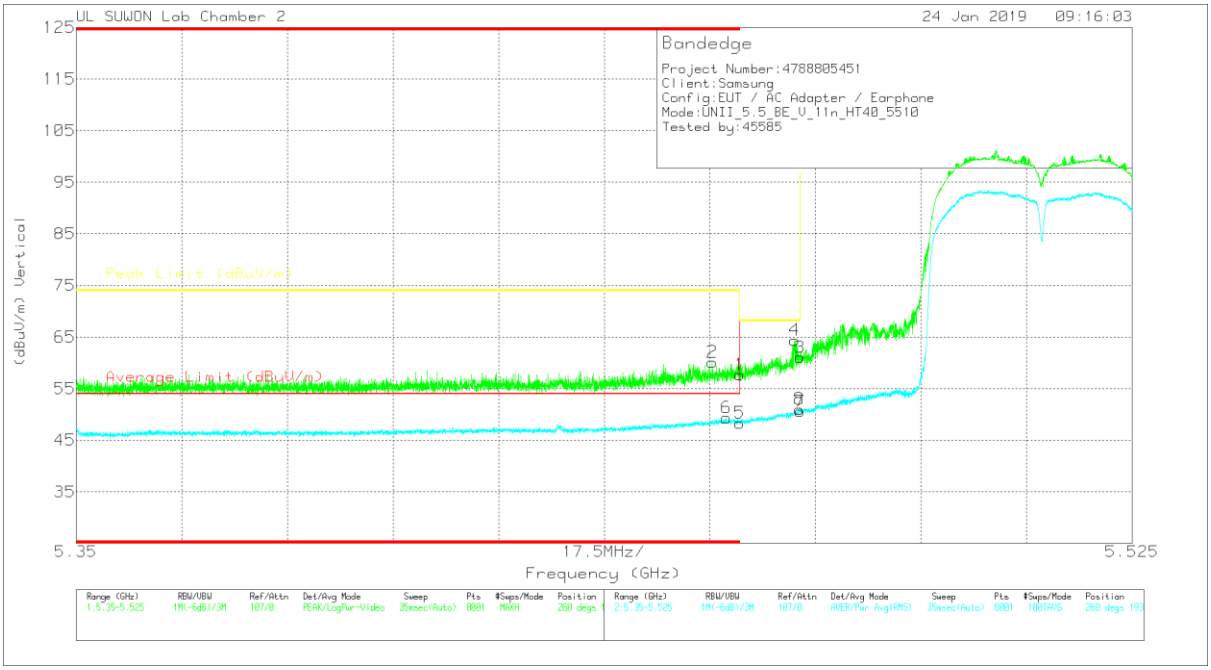

VERTICAL DATA

Trace Markers

Marker	Frequency (GHz)	Meter Reading (dBuV)	Det	3117_00168724	10dB[dB]	DC Corr (dB)	Corrected Reading (dBuV/m)	Average Limit (dBuV/m)	Margin (dB)	Peak Limit (dBuV/m)	PK Margin (dB)	Azimuth (Degs)	Height (cm)	Polarity
1	* 5.46	41.31	Pk	34.6	-18.2	0	57.71	-	-	74	-16.29	260	193	V
2	* 5.455	43.72	Pk	34.6	-18.2	0	60.12	-	-	74	-13.88	260	193	V
3	5.47	44.57	Pk	34.6	-18.1	0	61.07	-	-	68.2	-7.13	260	193	V
4	5.469	47.91	Pk	34.6	-18.1	0	64.41	-	-	68.2	-3.79	260	193	V
5	* 5.46	30.33	RMS	34.6	-16.9	.31	48.34	54	-5.66	-	-	260	193	V
6	* 5.458	31.33	RMS	34.6	-16.9	.31	49.34	54	-4.66	-	-	260	193	V
7	5.47	32.56	RMS	34.6	-16.9	.31	50.57	-	-	-	-	260	193	V
8	5.47	33	RMS	34.6	-16.9	.31	51.01	-	-	-	-	260	193	V

* - indicates frequency in CFR47 Pt 15 / IC RSS-Restricted Band
Pk - Peak detector
RMS - RMS detection

UL Korea, Ltd. Confidential
This report shall not be reproduced except in full, without the written approval of UL Korea, Ltd.

AUTHORIZED BANDEDGE (HIGH CHANNEL)

HORIZONTAL PEAK AND AVERAGE PLOT

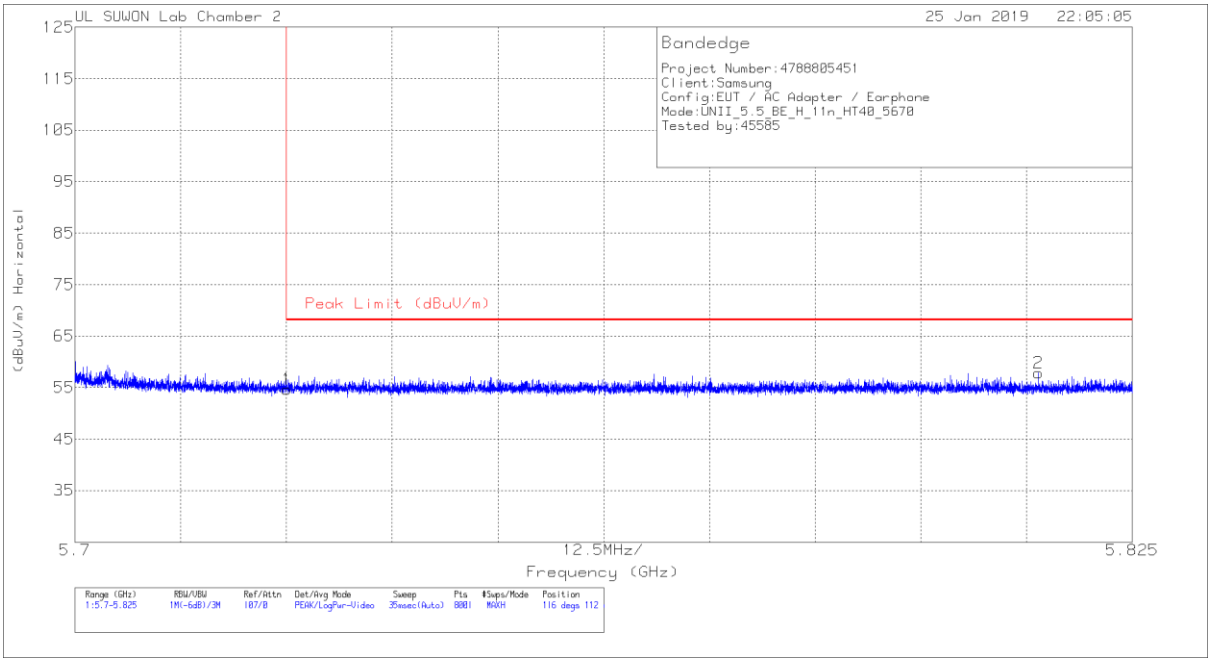

HORIZONTAL DATA

Trace Markers

Marker	Frequency (GHz)	Meter Reading (dBuV)	Det	3117_00168724	10dB[dB]	DC Corr (dB)	Corrected Reading (dBuV/m)	Peak Limit (dBuV/m)	PK Margin (dB)	Azimuth (Degs)	Height (cm)	Polarity
1	5.725	37.56	Pk	34.7	-17.6	0	54.66	68.2	-13.54	116	112	H
2	5.814	40.57	Pk	34.8	-17.5	0	57.87	68.2	-10.33	116	112	H

Pk - Peak detector

UL Korea, Ltd. Suwon Laboratory FORM ID: FCC_15E
218 Maeyeong-ro, Yeongtong-gu, Suwon-si, Gyeonggi-do, 16675 Korea TEL: (031) 337-9902,FAX: (031) 213-5433
UL Korea, Ltd. Confidential
This report shall not be reproduced except in full, without the written approval of UL Korea, Ltd.

VERTICAL PEAK AND AVERAGE PLOT

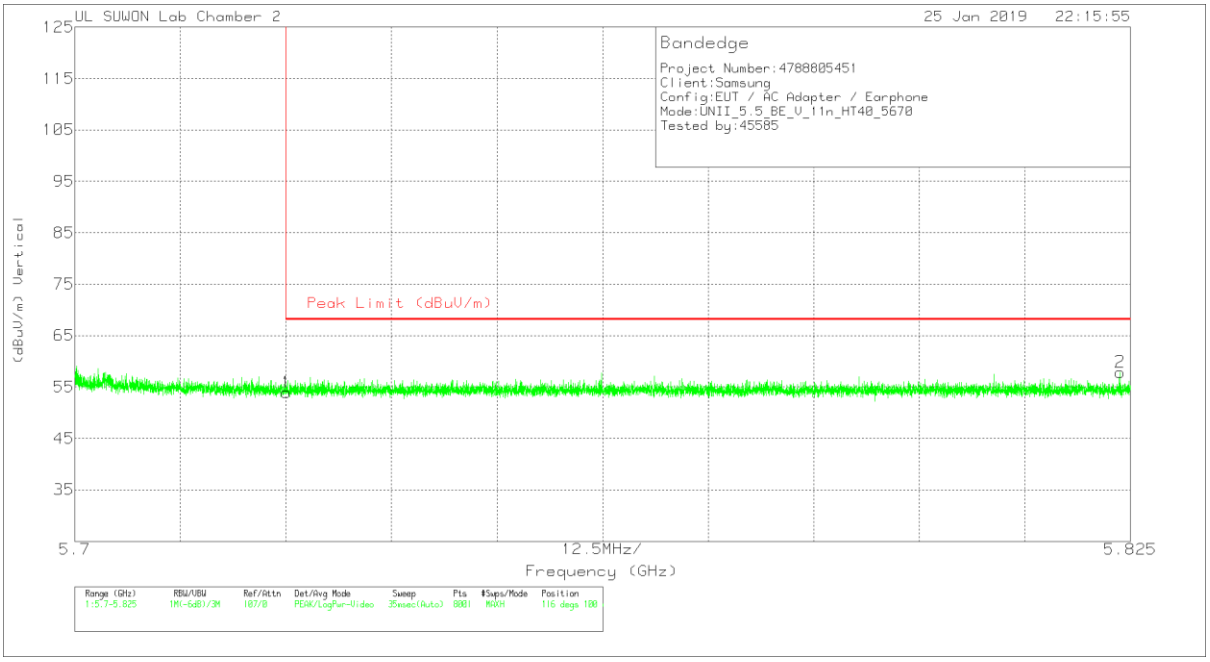

VERTICAL DATA

Trace Markers

Marker	Frequency (GHz)	Meter Reading (dBuV)	Det	3117_00168724	10dB[dB]	DC Corr (dB)	Corrected Reading (dBuV/m)	Peak Limit (dBuV/m)	PK Margin (dB)	Azimuth (Degs)	Height (cm)	Polarity
1	5.725	36.88	Pk	34.7	-17.6	0	53.98	68.2	-14.22	116	100	V
2	5.824	40.62	Pk	34.8	-17.5	0	57.92	68.2	-10.28	116	100	V

Pk - Peak detector

UL Korea, Ltd. Confidential
This report shall not be reproduced except in full, without the written approval of UL Korea, Ltd.

HARMONICS AND SPURIOUS EMISSIONS

LOW CHANNEL HORIZONTAL

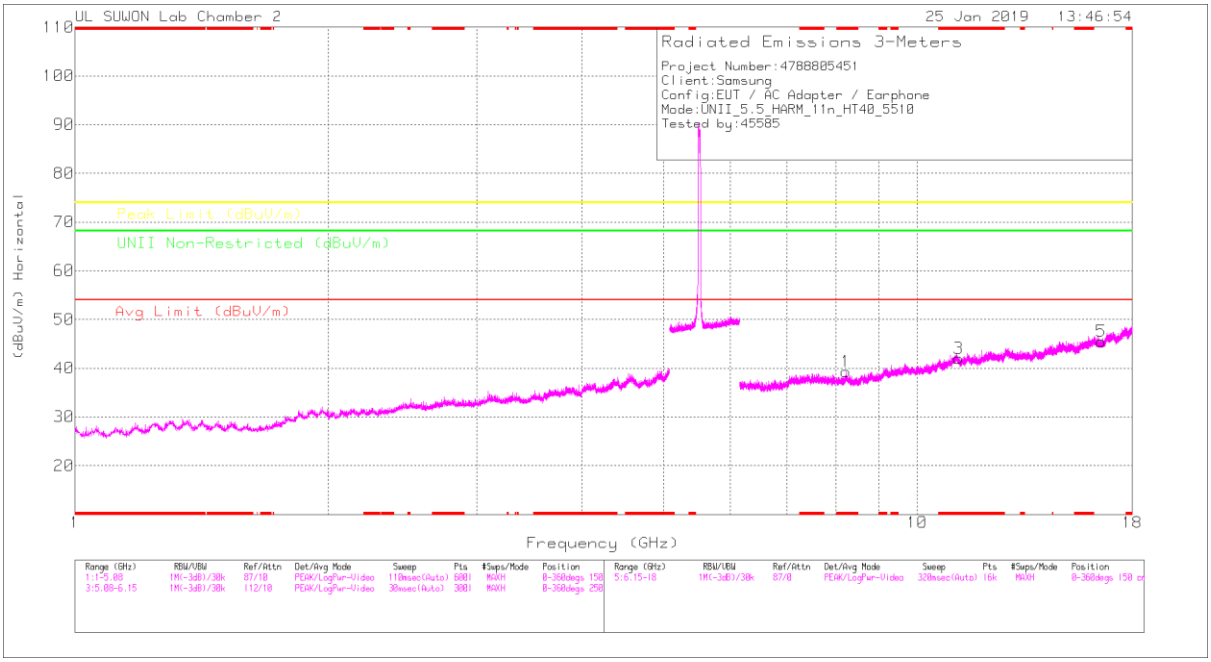

LOW CHANNEL VERTICAL

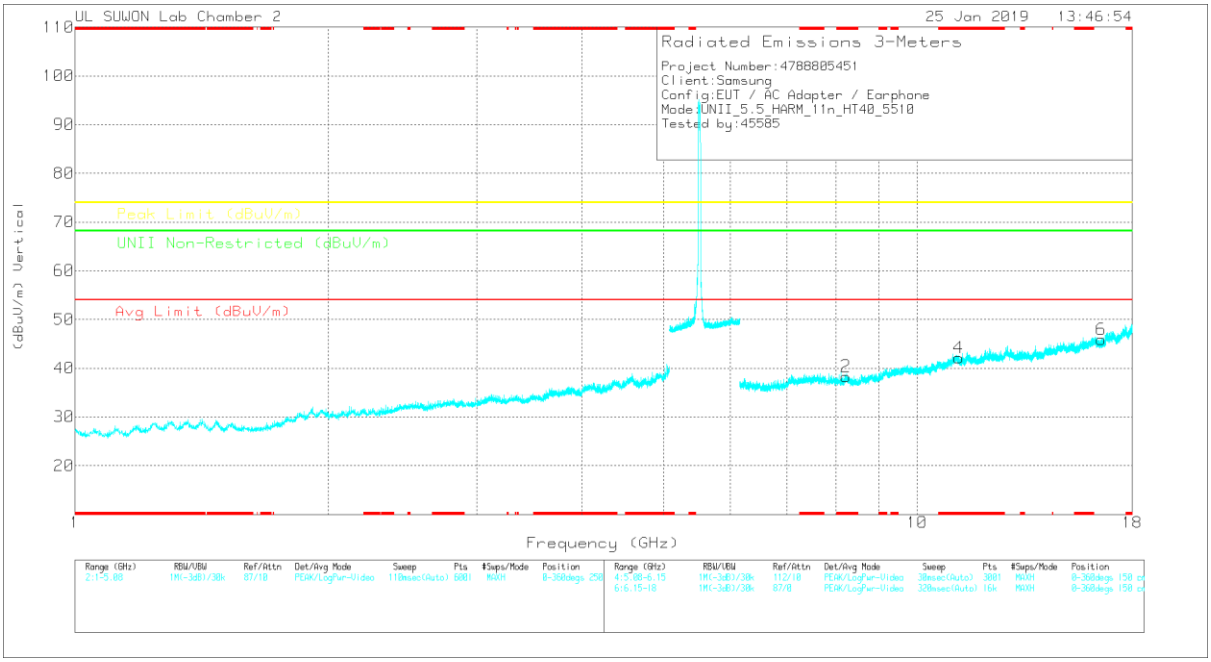

Note: Emission was scanned up to 40GHz; No emissions were detected above the noise floor which was at least 20dB below the specification limit.

UL Korea, Ltd. Confidential
This report shall not be reproduced except in full, without the written approval of UL Korea, Ltd.

LOW CHANNEL DATA

Trace Markers

Marker	Frequency (GHz)	Meter Reading (dBuV)	Det	3117_00168724	6GHz_HP[dB]	DC Corr (dB)	Corrected Reading (dBuV/m)	Avg Limit (dBuV/m)	Margin (dB)	Peak Limit (dBuV/m)	Margin (dB)	UNII Non-Restricted (dBuV/m)	Margin (dB)	Azimuth (Degs)	Height (cm)	Polarity
1	* 8.231	26.67	PK	36	-23.4	0	39.27	-	-	74	-34.73	-	-	0-360	150	H
3	* 11.204	23.74	PK	38.3	-20	0	42.04	-	-	74	-31.96	-	-	0-360	250	H
5	16.533	24.81	PK	40.5	-19.8	0	45.51	-	-	-	-	68.2	-22.69	0-360	250	H
2	* 8.232	25.62	PK	36	-23.3	0	38.32	-	-	74	-35.68	-	-	0-360	150	V
4	* 11.205	23.81	PK	38.3	-20	0	42.11	-	-	74	-31.89	-	-	0-360	250	V
6	16.532	25.22	PK	40.5	-19.8	0	45.92	-	-	-	-	68.2	-22.28	0-360	250	V

* - indicates frequency in CFR47 Pt 15 / IC RSS-Restricted Band
PK – Peak Detector

Note: Only peak measurement was performed. Because peak measurement result of unwanted emission is less than average limit (54dBuV/m).

UL Korea, Ltd. Suwon Laboratory FORM ID: FCC_15E
218 Maeyeong-ro, Yeongtong-gu, Suwon-si, Gyeonggi-do, 16675 Korea TEL: (031) 337-9902,FAX: (031) 213-5433
UL Korea, Ltd. Confidential
This report shall not be reproduced except in full, without the written approval of UL Korea, Ltd.

MID CHANNEL HORIZONTAL

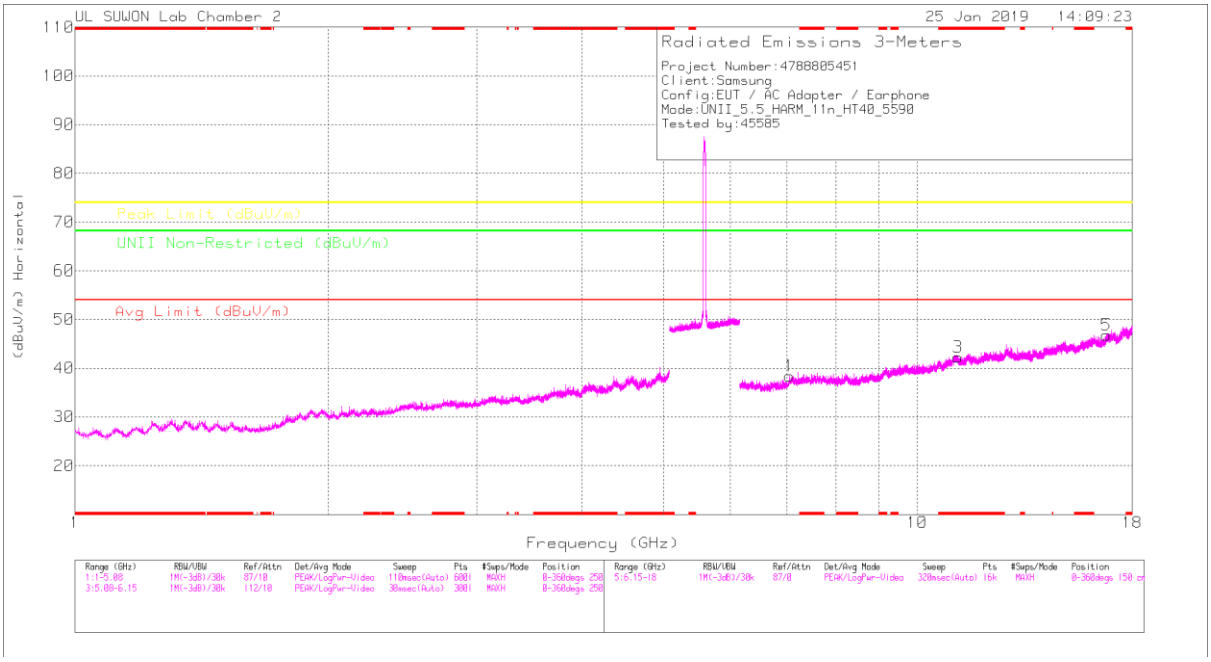

MID CHANNEL VERTICAL

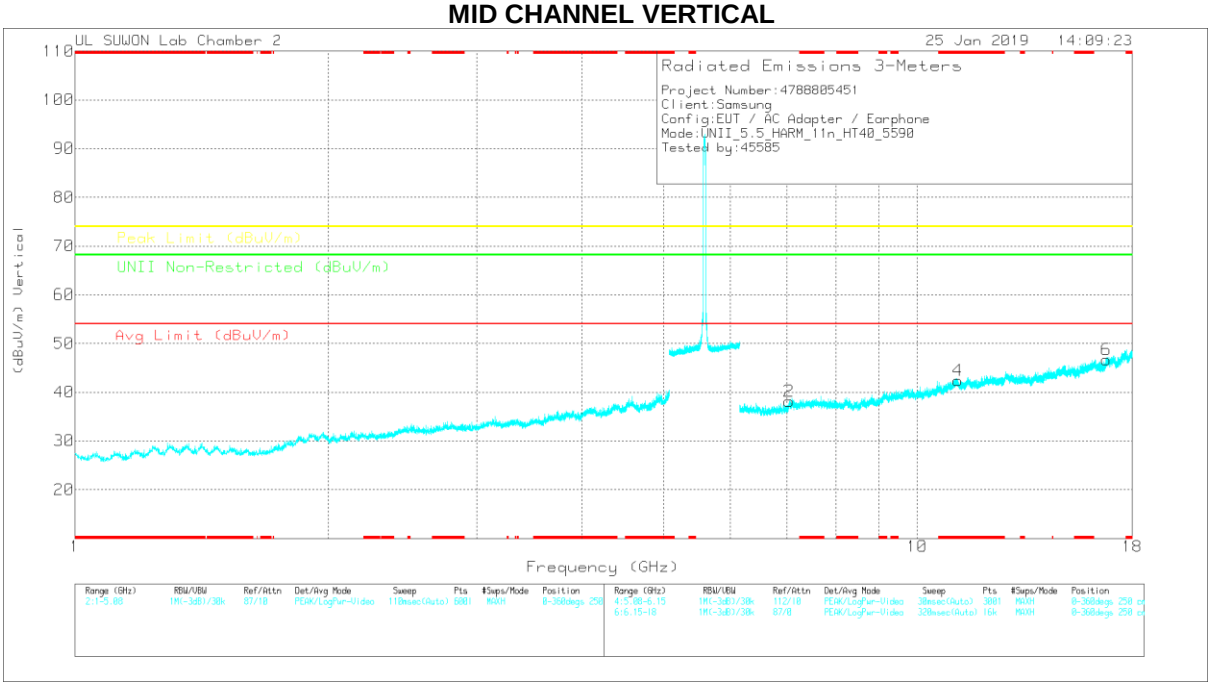

Note: Emission was scanned up to 40GHz; No emissions were detected above the noise floor which was at least 20dB below the specification limit.

UL Korea, Ltd. Confidential
This report shall not be reproduced except in full, without the written approval of UL Korea, Ltd.

MID CHANNEL DATA

Trace Markers

Marker	Frequency (GHz)	Meter Reading (dBuV)	Det	3117_00168724	6GHz_HP(dB)	DC Corr (dB)	Corrected Reading (dBuV/m)	Avg Limit (dBuV/m)	Margin (dB)	Peak Limit (dBuV/m)	Margin (dB)	UNII Non-Restricted (dBuV/m)	Margin (dB)	Azimuth (Degs)	Height (cm)	Polarity
1	7.047	27.14	PK	35.9	-24.7	0	38.34	-	-	-	-	68.2	-29.86	0-360	150	H
3	* 11.184	23.76	PK	38.2	-19.7	0	42.26	-	-	74	-31.74	-	-	0-360	251	H
5	16.776	24.63	PK	41	-18.8	0	46.83	-	-	-	-	68.2	-21.37	0-360	251	H
2	7.044	27.05	PK	35.9	-24.8	0	38.15	-	-	-	-	68.2	-30.05	0-360	150	V
4	* 11.181	23.81	PK	38.2	-19.6	0	42.41	-	-	74	-31.59	-	-	0-360	150	V
6	16.768	24.52	PK	41	-18.8	0	46.72	-	-	-	-	68.2	-21.48	0-360	250	V

* - indicates frequency in CFR47 Pt 15 / IC RSS-Restricted Band
PK – Peak Detector

Note: Only peak measurement was performed. Because peak measurement result of unwanted emission is less than average limit (54dBuV/m).

UL Korea, Ltd. Confidential
This report shall not be reproduced except in full, without the written approval of UL Korea, Ltd.

HIGH CHANNEL HORIZONTAL

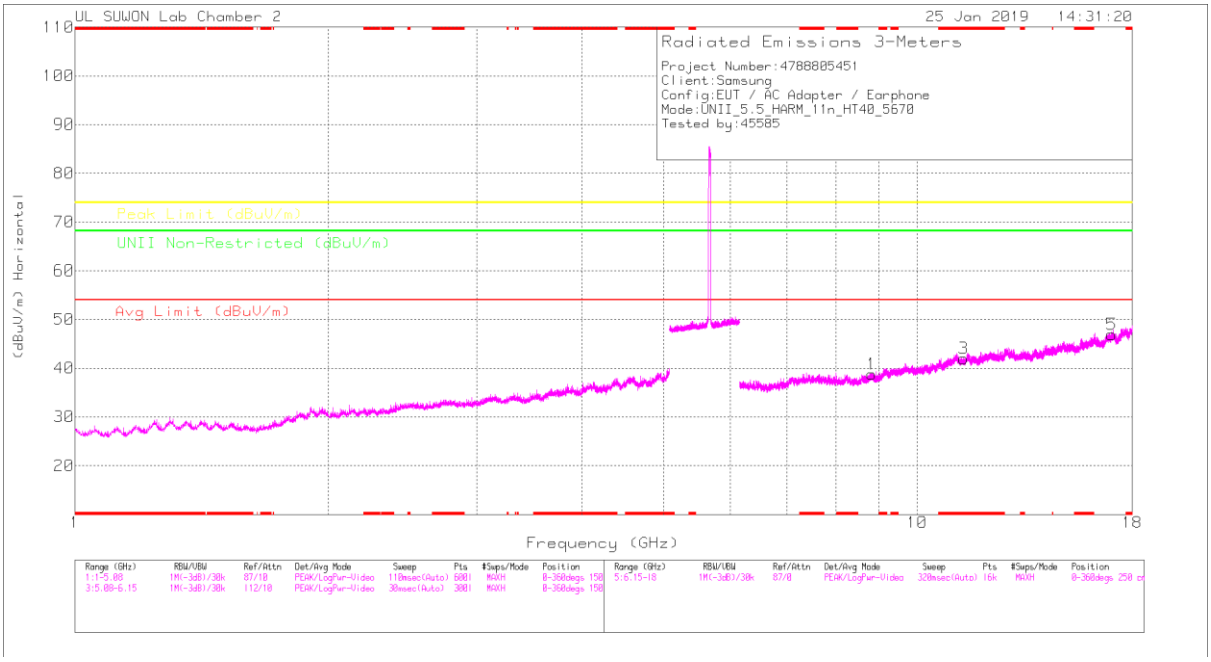

HIGH CHANNEL VERTICAL

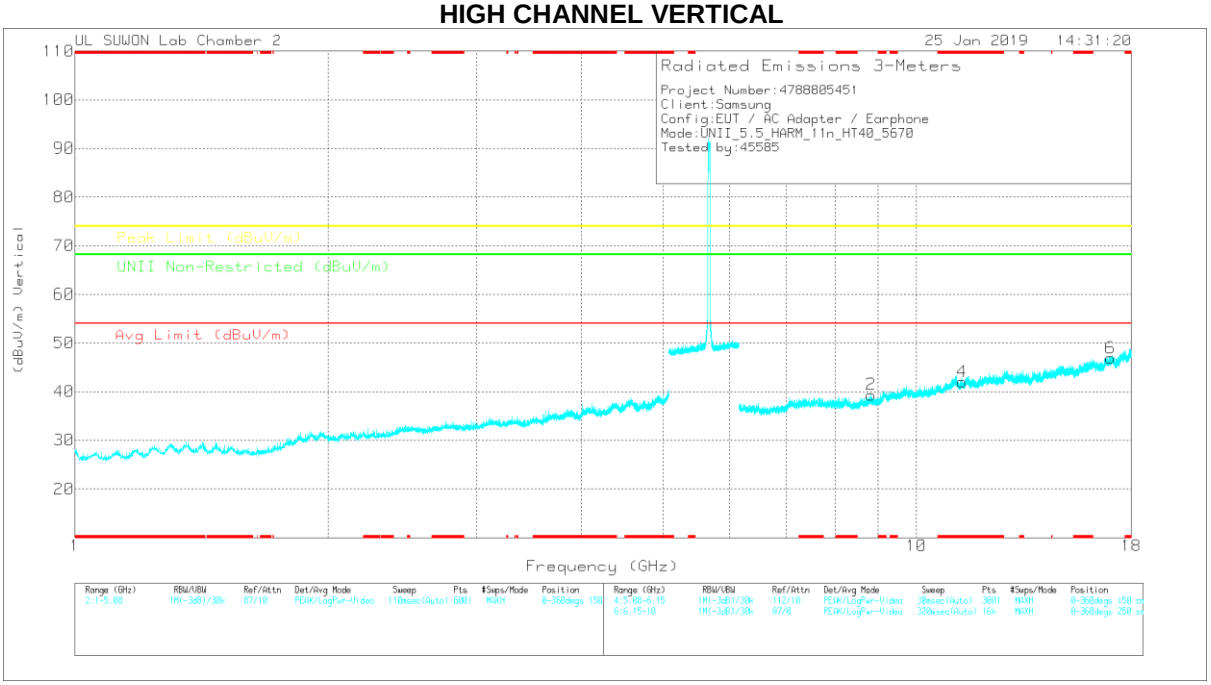

Note: Emission was scanned up to 40GHz; No emissions were detected above the noise floor which was at least 20dB below the specification limit.

UL Korea, Ltd. Confidential
This report shall not be reproduced except in full, without the written approval of UL Korea, Ltd.

HIGH CHANNEL DATA

Trace Markers

Marker	Frequency (GHz)	Meter Reading (dBuV)	Det	3117_00168724	6GHz_HP[dB]	DC Corr (dB)	Corrected Reading (dBuV/m)	Avg Limit (dBuV/m)	Margin (dB)	Peak Limit (dBuV/m)	Margin (dB)	UNII Non-Restricted (dBuV/m)	Margin (dB)	Azimuth (Degs)	Height (cm)	Polarity
1	8.825	24.61	PK	36.4	-22.2	0	38.81	-	-	-	-	68.2	-29.39	0-360	150	H
3	* 11.344	23.85	PK	38.3	-20.2	0	41.95	-	-	74	-32.05	-	-	0-360	150	H
5	17.017	24.34	PK	41.3	-18.7	0	46.94	-	-	-	-	68.2	-21.26	0-360	250	H
2	8.829	25.06	PK	36.4	-22.1	0	39.36	-	-	-	-	68.2	-28.84	0-360	250	V
4	* 11.341	23.97	PK	38.3	-20.3	0	41.97	-	-	74	-32.03	-	-	0-360	150	V
6	17.008	24.17	PK	41.3	-18.6	0	46.87	-	-	-	-	68.2	-21.33	0-360	250	V

* - indicates frequency in CFR47 Pt 15 / IC RSS-Restricted Band
PK – Peak Detector

Note: Only peak measurement was performed. Because peak measurement result of unwanted emission is less than average limit (54dBuV/m).

UL Korea, Ltd. Suwon Laboratory FORM ID: FCC_15E
218 Maeyeong-ro, Yeongtong-gu, Suwon-si, Gyeonggi-do, 16675 Korea TEL: (031) 337-9902,FAX: (031) 213-5433
UL Korea, Ltd. Confidential
This report shall not be reproduced except in full, without the written approval of UL Korea, Ltd.

11.3.4.TX ABOVE 1GHz 802.11ac VHT80 MODE IN THE 5.5GHz BAND RESTRICTED BANDEDGE (LOW CHANNEL)

HORIZONTAL PEAK AND AVERAGE PLOT

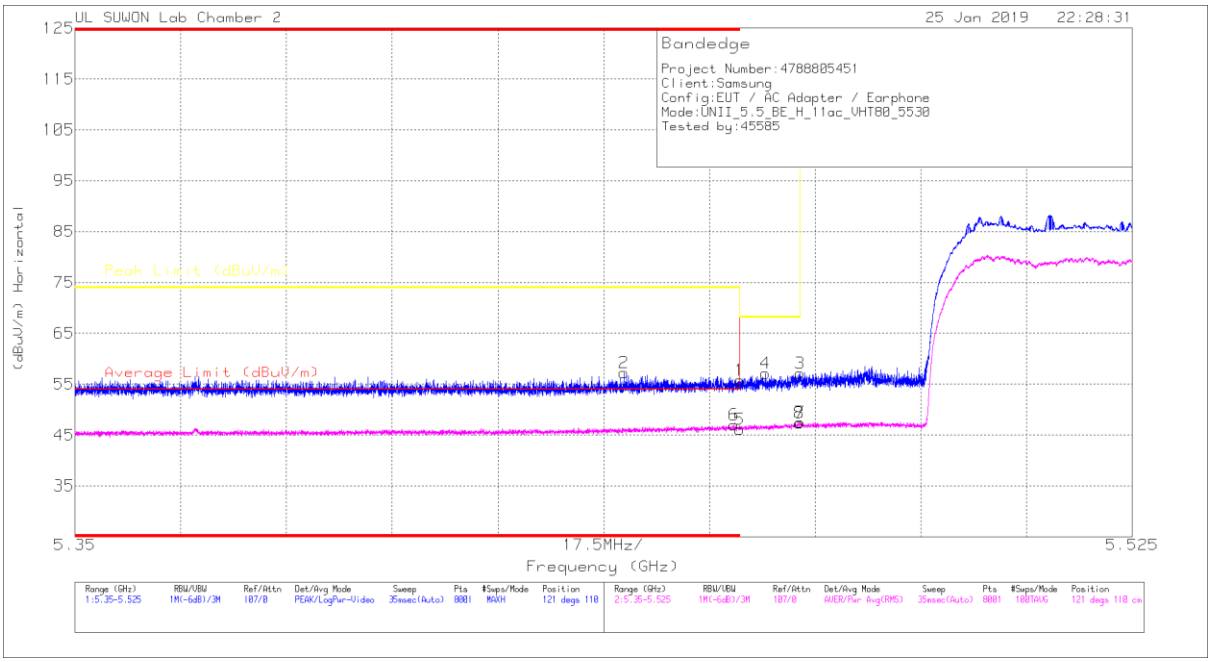

HORIZONTAL DATA

Trace Markers

Marker	Frequency (GHz)	Meter Reading (dBuV)	Det	3117_00168724	10dB[dB]	DC Corr (dB)	Corrected Reading (dBuV/m)	Average Limit (dBuV/m)	Margin (dB)	Peak Limit (dBuV/m)	PK Margin (dB)	Azimuth (Degs)	Height (cm)	Polarity
1	* 5.46	39.42	Pk	34.6	-18.2	0	55.82	-	-	74	-18.18	121	110	H
2	* 5.441	40.94	Pk	34.5	-18.2	0	57.24	-	-	74	-16.76	121	110	H
3	5.47	40.67	Pk	34.6	-18.1	0	57.17	-	-	68.2	-11.03	121	110	H
4	5.464	40.73	Pk	34.6	-18.2	0	57.13	-	-	68.2	-11.07	121	110	H
5	* 5.46	27.77	RMS	34.6	-16.9	.67	46.14	54	-7.86	-	-	121	110	H
6	* 5.459	28.62	RMS	34.6	-16.9	.67	46.99	54	-7.01	-	-	121	110	H
7	5.47	29.13	RMS	34.6	-16.9	.67	47.5	-	-	-	-	121	110	H
8	5.47	29.02	RMS	34.6	-16.9	.67	47.39	-	-	-	-	121	110	H

* - indicates frequency in CFR47 Pt 15 / IC RSS-Restricted Band
Pk - Peak detector
RMS - RMS detection

UL Korea, Ltd. Confidential
This report shall not be reproduced except in full, without the written approval of UL Korea, Ltd.

VERTICAL PEAK AND AVERAGE PLOT

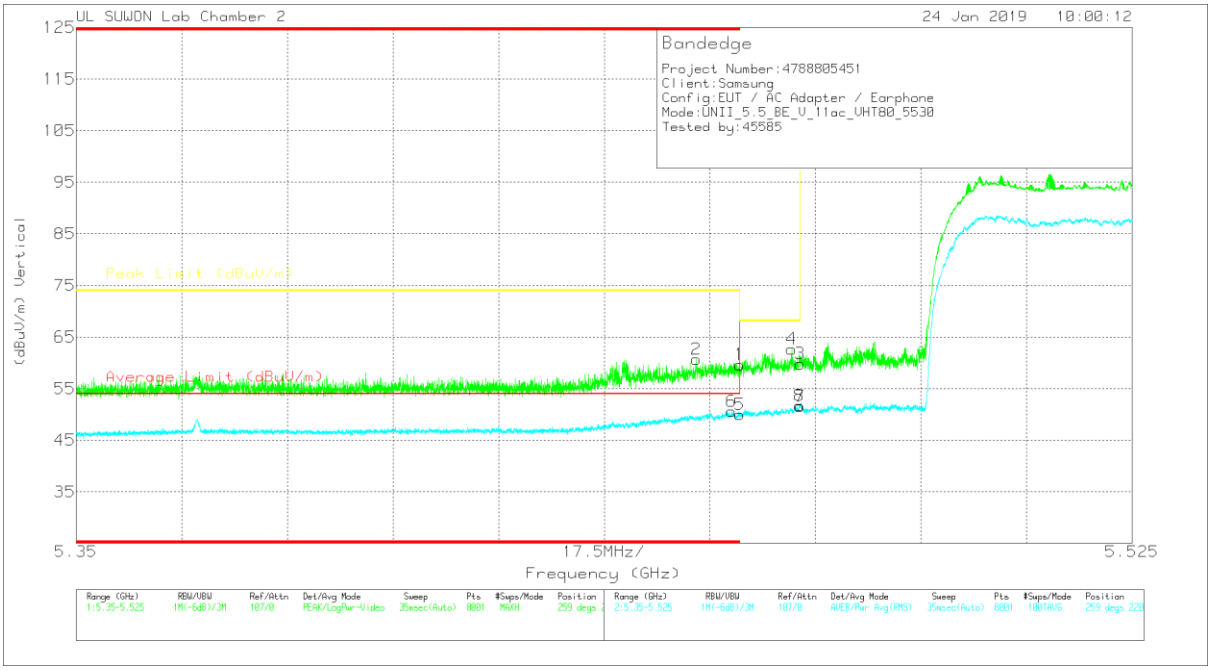

VERTICAL DATA

Trace Markers

Marker	Frequency (GHz)	Meter Reading (dBuV)	Det	3117_00168724	10dB[dB]	DC Corr (dB)	Corrected Reading (dBuV/m)	Average Limit (dBuV/m)	Margin (dB)	Peak Limit (dBuV/m)	PK Margin (dB)	Azimuth (Degs)	Height (cm)	Polarity
1	* 5.46	43.26	Pk	34.6	-18.2	0	59.66	-	-	74	-14.34	259	220	V
2	* 5.453	44.2	Pk	34.6	-18.1	0	60.7	-	-	74	-13.3	259	220	V
3	5.47	43.3	Pk	34.6	-18.1	0	59.8	-	-	68.2	-8.4	259	220	V
4	5.469	46.27	Pk	34.6	-18.2	0	62.67	-	-	68.2	-5.53	259	220	V
5	* 5.46	31.62	RMS	34.6	-16.9	.67	49.99	54	-4.01	-	-	259	220	V
6	* 5.459	32.22	RMS	34.6	-16.9	.67	50.59	54	-3.41	-	-	259	220	V
7	5.47	33.2	RMS	34.6	-16.9	.67	51.57	-	-	-	-	259	220	V
8	5.47	33.33	RMS	34.6	-16.9	.67	51.7	-	-	-	-	259	220	V

* - indicates frequency in CFR47 Pt 15 / IC RSS-Restricted Band
Pk - Peak detector
RMS - RMS detection

UL Korea, Ltd. Confidential
This report shall not be reproduced except in full, without the written approval of UL Korea, Ltd.

AUTHORIZED BANDEDGE (HIGH CHANNEL)

HORIZONTAL PEAK AND AVERAGE PLOT

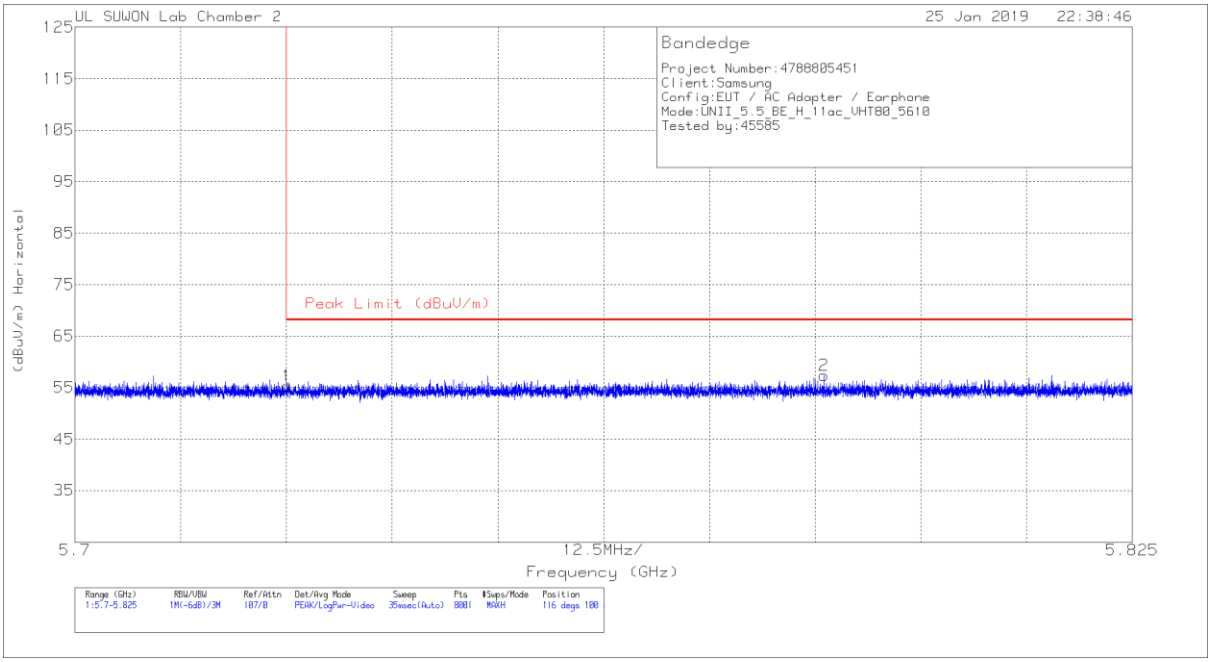

HORIZONTAL DATA

Trace Markers

Marker	Frequency (GHz)	Meter Reading (dBuV)	Det	3117_00168724	10dB[dB]	DC Corr (dB)	Corrected Reading (dBuV/m)	Peak Limit (dBuV/m)	PK Margin (dB)	Azimuth (Degs)	Height (cm)	Polarity
1	5.725	38.17	Pk	34.7	-17.6	0	55.27	68.2	-12.93	116	100	H
2	5.789	40.11	Pk	34.8	-17.5	0	57.41	68.2	-10.79	116	100	H

Pk - Peak detector

UL Korea, Ltd. Suwon Laboratory FORM ID: FCC_15E
218 Maeyeong-ro, Yeongtong-gu, Suwon-si, Gyeonggi-do, 16675 Korea TEL: (031) 337-9902,FAX: (031) 213-5433
UL Korea, Ltd. Confidential
This report shall not be reproduced except in full, without the written approval of UL Korea, Ltd.

VERTICAL PEAK AND AVERAGE PLOT

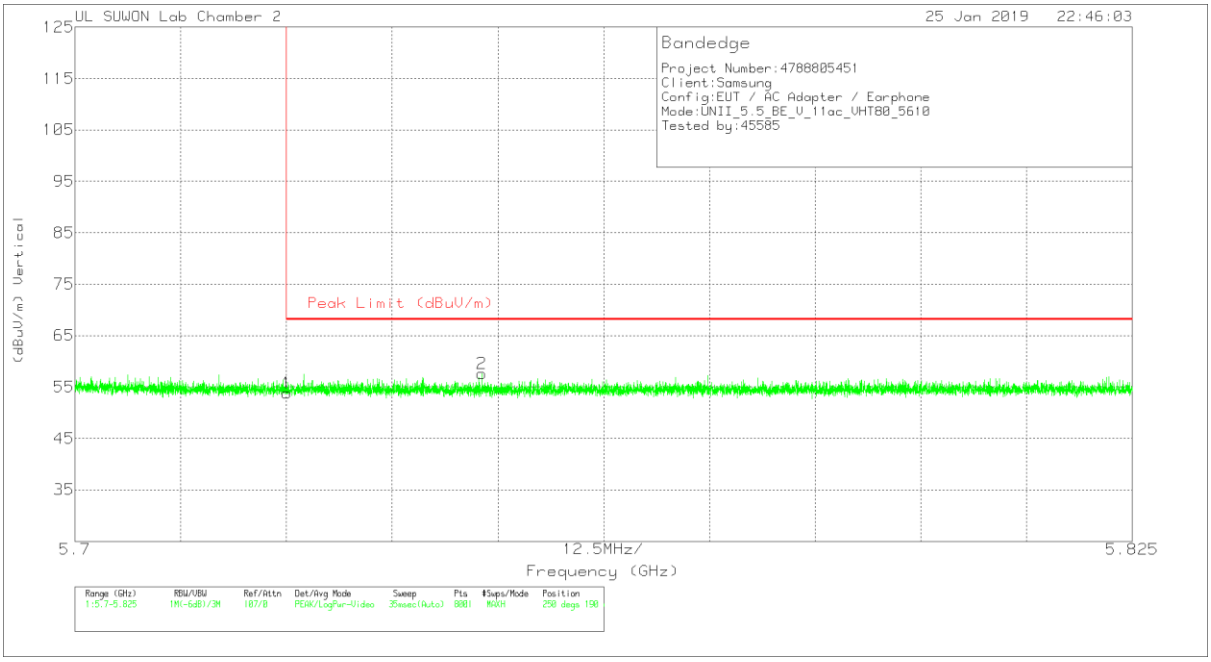

VERTICAL DATA

Trace Markers

Marker	Frequency (GHz)	Meter Reading (dBuV)	Det	3117_00168724	10dB[dB]	DC Corr (dB)	Corrected Reading (dBuV/m)	Peak Limit (dBuV/m)	PK Margin (dB)	Azimuth (Degs)	Height (cm)	Polarity
1	5.725	36.71	Pk	34.7	-17.6	0	53.81	68.2	-14.39	250	190	V
2	5.748	40.45	Pk	34.7	-17.5	0	57.65	68.2	-10.55	250	190	V

Pk - Peak detector

UL Korea, Ltd. Confidential
This report shall not be reproduced except in full, without the written approval of UL Korea, Ltd.

HARMONICS AND SPURIOUS EMISSIONS

LOW CHANNEL HORIZONTAL

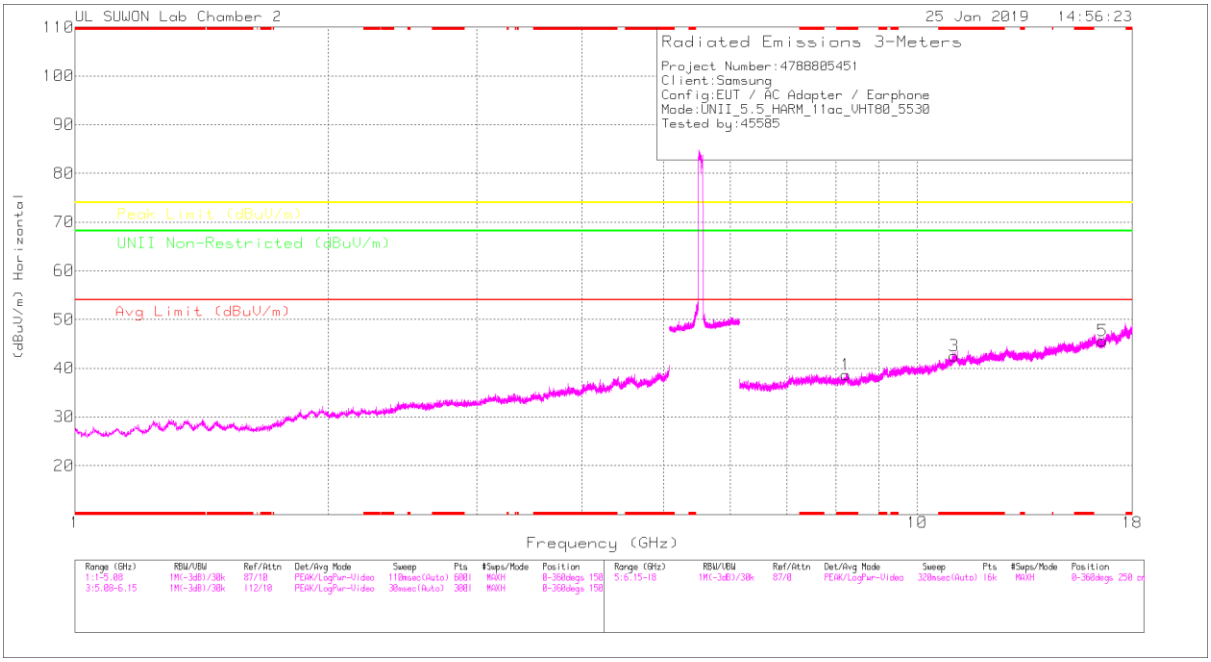

LOW CHANNEL VERTICAL

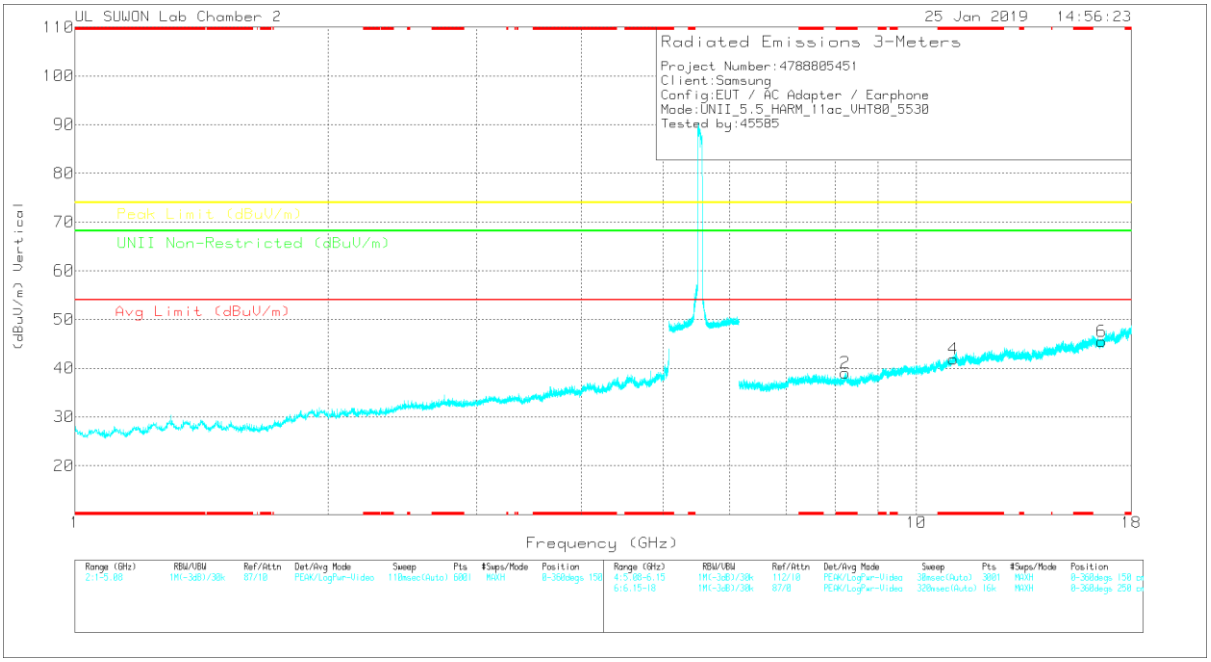

Note: Emission was scanned up to 40GHz; No emissions were detected above the noise floor which was at least 20dB below the specification limit.

UL Korea, Ltd. Confidential
This report shall not be reproduced except in full, without the written approval of UL Korea, Ltd.

LOW CHANNEL DATA

Trace Markers

Marker	Frequency (GHz)	Meter Reading (dBuV)	Det	3117_00168724	6GHz_HP[dB]	DC Corr (dB)	Corrected Reading (dBuV/m)	Avg Limit (dBuV/m)	Margin (dB)	Peak Limit (dBuV/m)	Margin (dB)	UNII Non-Restricted (dBuV/m)	Margin (dB)	Azimuth (Degs)	Height (cm)	Polarity
1	* 8.235	25.9	PK	36	-23.3	0	38.6	-	-	74	-35.4	-	-	0-360	250	H
3	* 11.067	24.87	PK	38.2	-20.5	0	42.57	-	-	74	-31.43	-	-	0-360	250	H
5	16.591	24.68	PK	40.6	-19.7	0	45.58	-	-	-	-	68.2	-22.62	0-360	150	H
2	* 8.235	26.38	PK	36	-23.3	0	39.08	-	-	74	-34.92	-	-	0-360	250	V
4	* 11.06	24.18	PK	38.2	-20.5	0	41.88	-	-	74	-32.12	-	-	0-360	150	V
6	16.592	24.58	PK	40.6	-19.7	0	45.48	-	-	-	-	68.2	-22.72	0-360	150	V

* - indicates frequency in CFR47 Pt 15 / IC RSS-Restricted Band
PK – Peak Detector

Note: Only peak measurement was performed. Because peak measurement result of unwanted emission is less than average limit (54dBuV/m).

UL Korea, Ltd. Confidential
This report shall not be reproduced except in full, without the written approval of UL Korea, Ltd.

HIGH CHANNEL HORIZONTAL

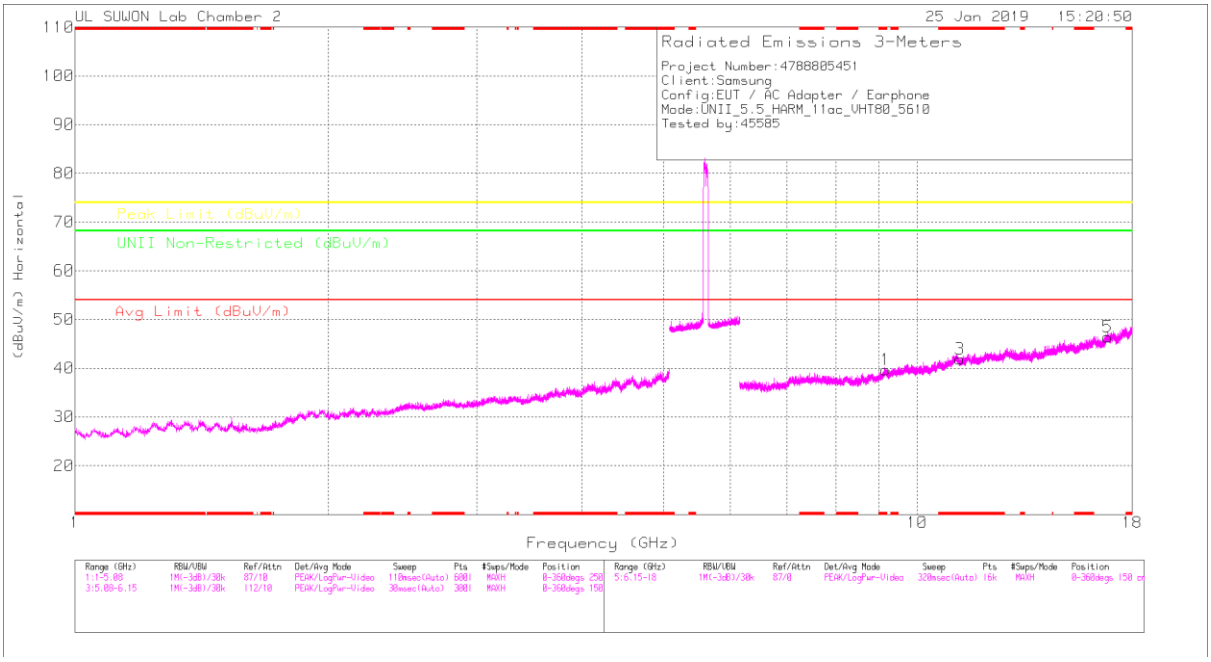

HIGH CHANNEL VERTICAL

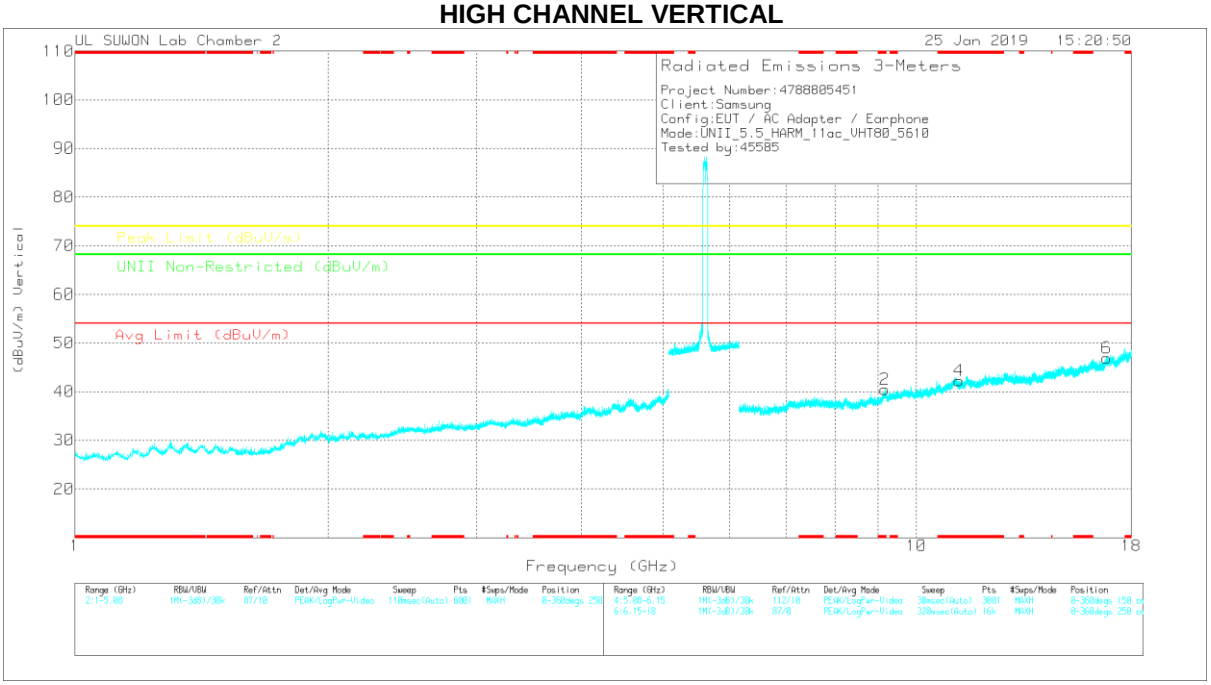

Note: Emission was scanned up to 40GHz; No emissions were detected above the noise floor which was at least 20dB below the specification limit.

UL Korea, Ltd. Confidential
This report shall not be reproduced except in full, without the written approval of UL Korea, Ltd.

HIGH CHANNEL DATA

Trace Markers

Marker	Frequency (GHz)	Meter Reading (dBuV)	Det	3117_00168724	6GHz_HP[dB]	DC Corr (dB)	Corrected Reading (dBuV/m)	Avg Limit (dBuV/m)	Margin (dB)	Peak Limit (dBuV/m)	Margin (dB)	UNII Non-Restricted (dBuV/m)	Margin (dB)	Azimuth (Degs)	Height (cm)	Polarity
1	* 9.172	24.71	PK	36.6	-21.6	0	39.71	-	-	74	-34.29	-	-	0-360	150	H
3	* 11.227	23.85	PK	38.3	-20.3	0	41.85	-	-	74	-32.15	-	-	0-360	150	H
5	16.842	23.78	PK	41.2	-18.6	0	46.38	-	-	-	-	68.2	-21.82	0-360	150	H
2	* 9.174	25.4	PK	36.6	-21.5	0	40.5	-	-	74	-33.5	-	-	0-360	250	V
4	* 11.225	24.3	PK	38.3	-20.3	0	42.3	-	-	74	-31.7	-	-	0-360	250	V
6	16.84	24.31	PK	41.2	-18.6	0	46.91	-	-	-	-	68.2	-21.29	0-360	250	V

* - indicates frequency in CFR47 Pt 15 / IC RSS-Restricted Band
PK – Peak Detector

Note: Only peak measurement was performed. Because peak measurement result of unwanted emission is less than average limit (54dBuV/m).

UL Korea, Ltd. Confidential
This report shall not be reproduced except in full, without the written approval of UL Korea, Ltd.

11.4. 5.8 GHz

11.4.1. TX ABOVE 1GHz 802.11a MODE IN THE 5.8GHz BAND BANDEDGE (LOW CHANNEL)

HORIZONTAL PEAK PLOT

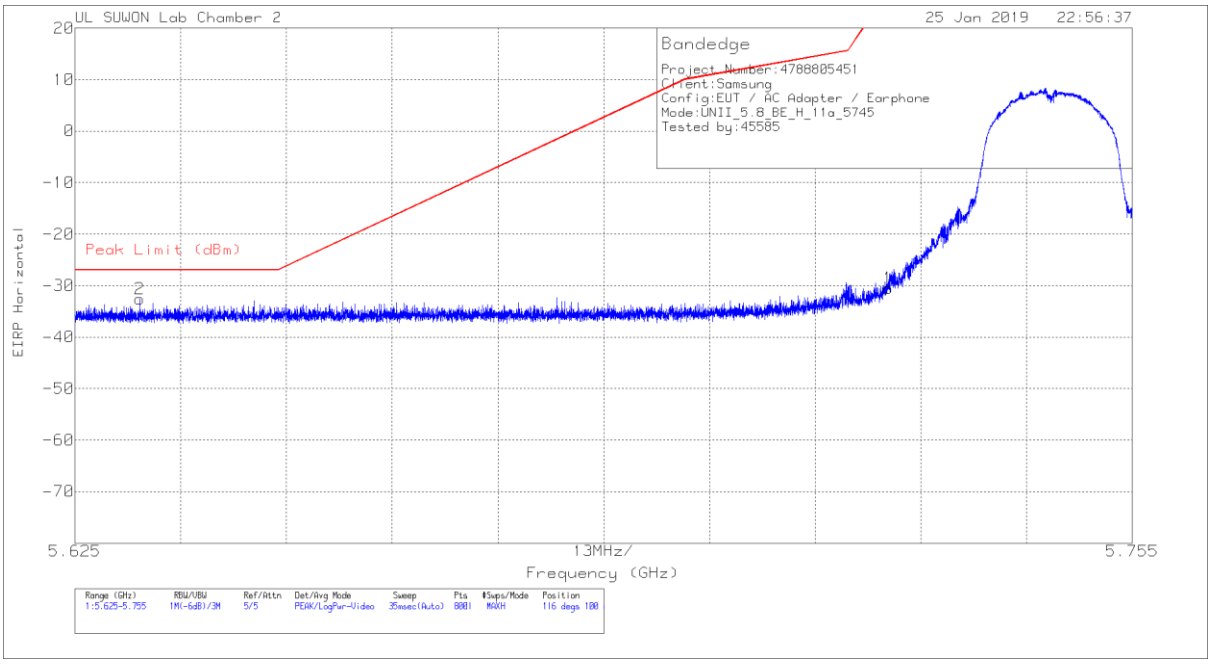

HORIZONTAL DATA

Trace Markers

Marker	Frequency (GHz)	Meter Reading (dBm)	Det	170531_3117[00 168724]	Path_2_10dB	Conversion Factor (dB)	DC Corr (dB)	Corrected Reading EIRP	Peak Limit (dBm)	PK Margin (dB)	Azimuth (Degs)	Height (cm)	Polarity
1	5.725	-61.25	Pk	34.5	-15.6	11.8	0	-30.55	26.97	-57.52	116	100	H
2	5.633	-63.06	Pk	34.4	-15.7	11.8	0	-32.56	-27	-5.56	116	100	H

Pk - Peak detector

UL Korea, Ltd. Confidential
This report shall not be reproduced except in full, without the written approval of UL Korea, Ltd.

VERTICAL PEAK PLOT

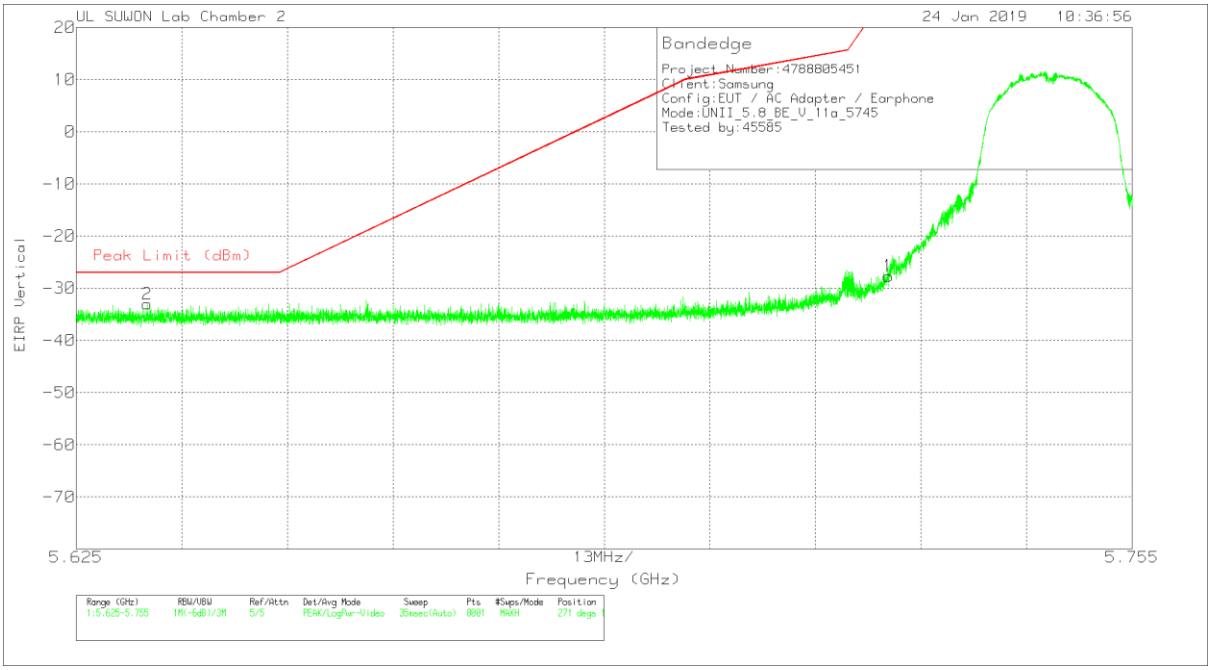

VERTICAL DATA

Trace Markers

Marker	Frequency (GHz)	Meter Reading (dBm)	Det	170531_3117[00 168724]	Path_2_10dB	Conversion Factor (dB)	DC Corr (dB)	Corrected Reading EIRP	Peak Limit (dBm)	PK Margin (dB)	Azimuth (Degs)	Height (cm)	Polarity
1	5.725	-58.38	Pk	34.5	-15.6	11.8	0	-27.68	26.97	-54.65	271	140	V
2	5.634	-63.5	Pk	34.4	-15.7	11.8	0	-33	-27	-6	271	140	V

Pk - Peak detector

UL Korea, Ltd. Confidential
This report shall not be reproduced except in full, without the written approval of UL Korea, Ltd.

BANDEDGE (HIGH CHANNEL)

HORIZONTAL PEAK PLOT

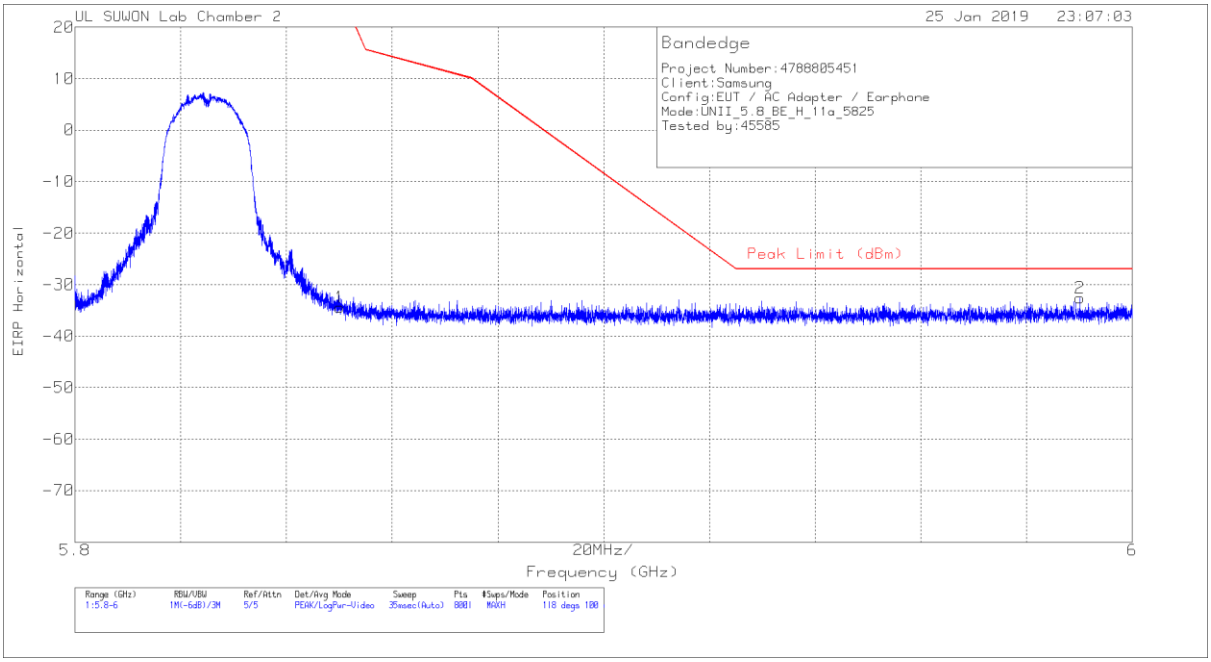

HORIZONTAL DATA

Trace Markers

Marker	Frequency (GHz)	Meter Reading (dBm)	Det	170531_3117[00 168724]	Path_2_10dB	Conversion Factor (dB)	DC Corr (dB)	Corrected Reading EIRP	Peak Limit (dBm)	PK Margin (dB)	Azimuth (Degs)	Height (cm)	Polarity
1	5.85	-65.16	Pk	34.5	-15.5	11.8	0	-34.36	26.94	-61.3	118	100	H
2	5.99	-63.83	Pk	34.8	-15.4	11.8	0	-32.63	-27	-5.63	118	100	H

Pk - Peak detector

UL Korea, Ltd. Confidential
This report shall not be reproduced except in full, without the written approval of UL Korea, Ltd.

VERTICAL PEAK PLOT

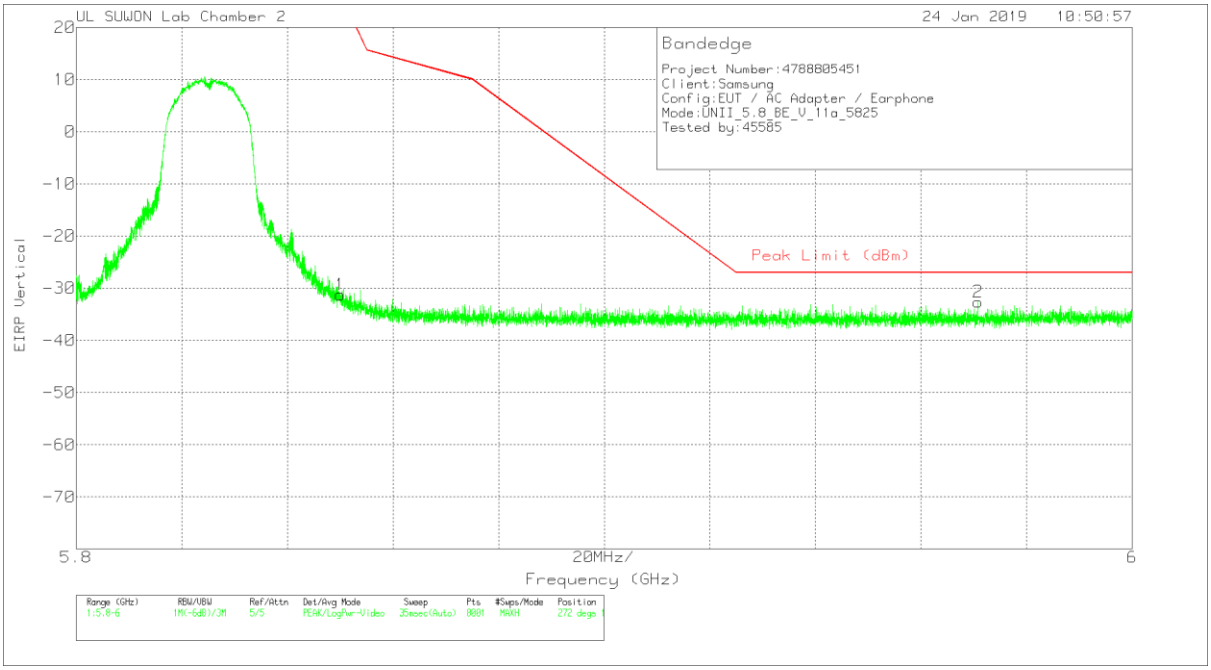

VERTICAL DATA

Trace Markers

Marker	Frequency (GHz)	Meter Reading (dBm)	Det	170531_3117[00 168724]	Path_2_10dB	Conversion Factor (dB)	DC Corr (dB)	Corrected Reading EIRP	Peak Limit (dBm)	PK Margin (dB)	Azimuth (Degs)	Height (cm)	Polarity
1	5.85	-62.04	Pk	34.5	-15.5	11.8	0	-31.24	26.94	-58.18	272	154	V
2	5.971	-63.72	Pk	34.7	-15.4	11.8	0	-32.62	-27	-5.62	272	154	V

Pk - Peak detector

UL Korea, Ltd. Confidential
This report shall not be reproduced except in full, without the written approval of UL Korea, Ltd.

HARMONICS AND SPURIOUS EMISSIONS

LOW CHANNEL HORIZONTAL

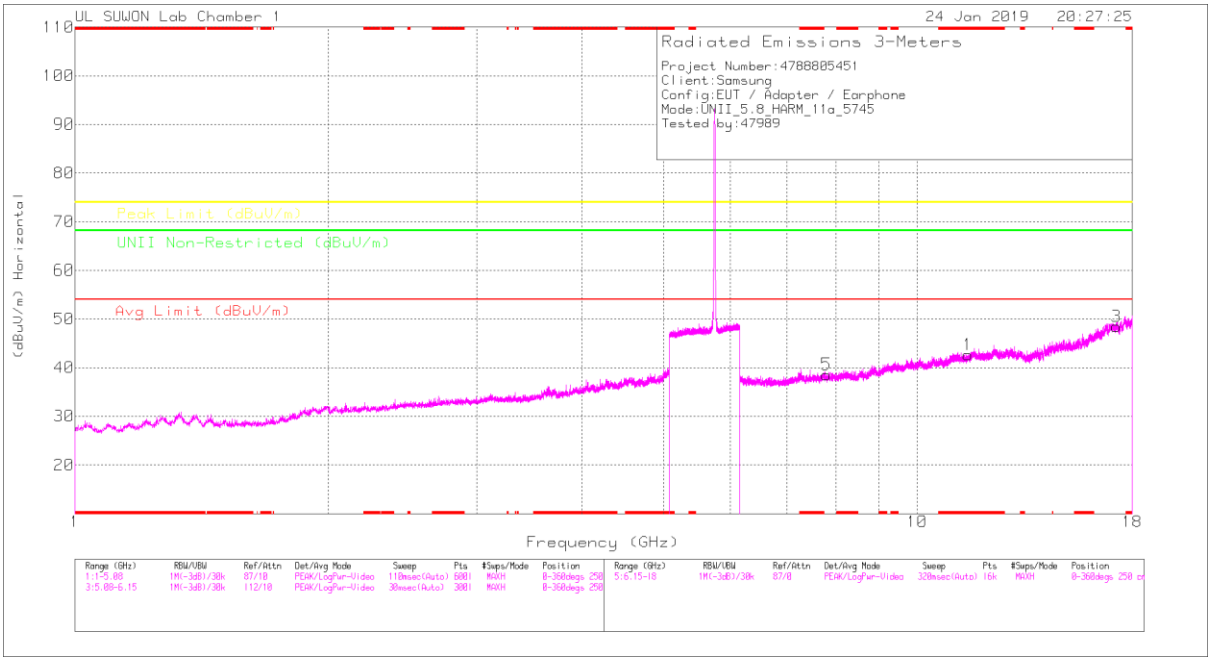

LOW CHANNEL VERTICAL

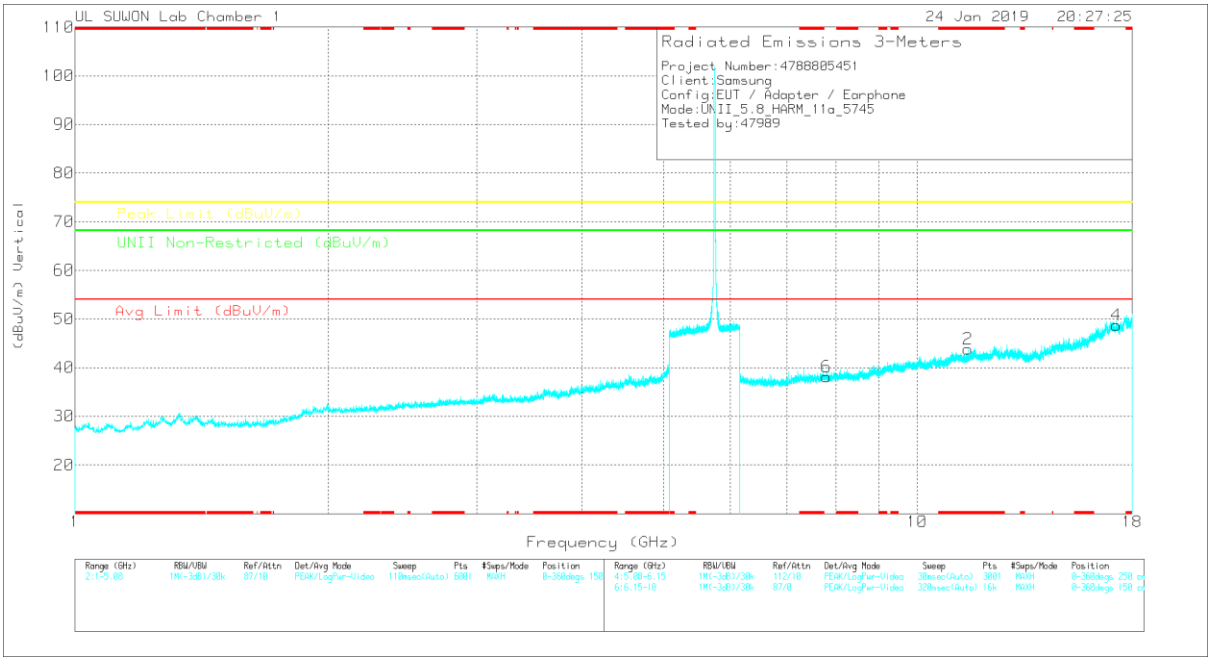

Note: Emission was scanned up to 40GHz; No emissions were detected above the noise floor which was at least 20dB below the specification limit.

UL Korea, Ltd. Confidential
This report shall not be reproduced except in full, without the written approval of UL Korea, Ltd.

LOW CHANNEL DATA

Trace Markers

Marker	Frequency (GHz)	Meter Reading (dBuV)	Det	3117_00168717	6GHz_HP[dB]	DC Corr (dB)	Corrected Reading (dBuV/m)	Avg Limit (dBuV/m)	Margin (dB)	Peak Limit (dBuV/m)	Margin (dB)	UNII Non-Restricted (dBuV/m)	Margin (dB)	Azimuth (Degs)	Height (cm)	Polarity
1	* 11.487	26.46	PK	38.5	-22.3	0	42.66	-	-	74	-31.34	-	-	0-360	150	H
3	17.235	23.87	PK	41.3	-16.7	0	48.47	-	-	-	-	68.2	-19.73	0-360	250	H
5	7.803	29.18	PK	35.9	-26.5	0	38.58	-	-	-	-	68.2	-29.62	0-360	150	H
2	* 11.489	27.59	PK	38.5	-22.3	0	43.79	-	-	74	-30.21	-	-	0-360	250	V
4	17.234	24.26	PK	41.3	-16.8	0	48.76	-	-	-	-	68.2	-19.44	0-360	250	V
6	7.806	28.73	PK	35.9	-26.5	0	38.13	-	-	-	-	68.2	-30.07	0-360	150	V

* - indicates frequency in CFR47 Pt 15 / IC RSS-Restricted Band
PK – Peak Detector

Note: Only peak measurement was performed. Because peak measurement result of unwanted emission is less than average limit (54dBuV/m).

UL Korea, Ltd. Suwon Laboratory FORM ID: FCC_15E
218 Maeyeong-ro, Yeongtong-gu, Suwon-si, Gyeonggi-do, 16675 Korea TEL: (031) 337-9902,FAX: (031) 213-5433
UL Korea, Ltd. Confidential
This report shall not be reproduced except in full, without the written approval of UL Korea, Ltd.

MID CHANNEL HORIZONTAL

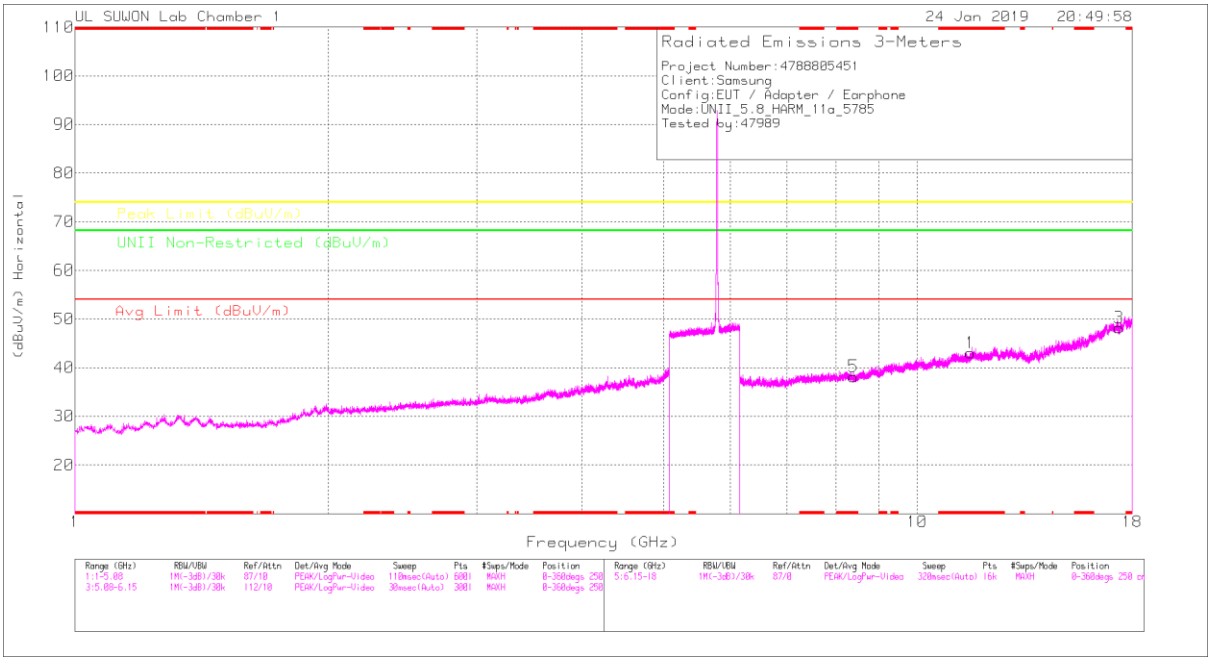

MID CHANNEL VERTICAL

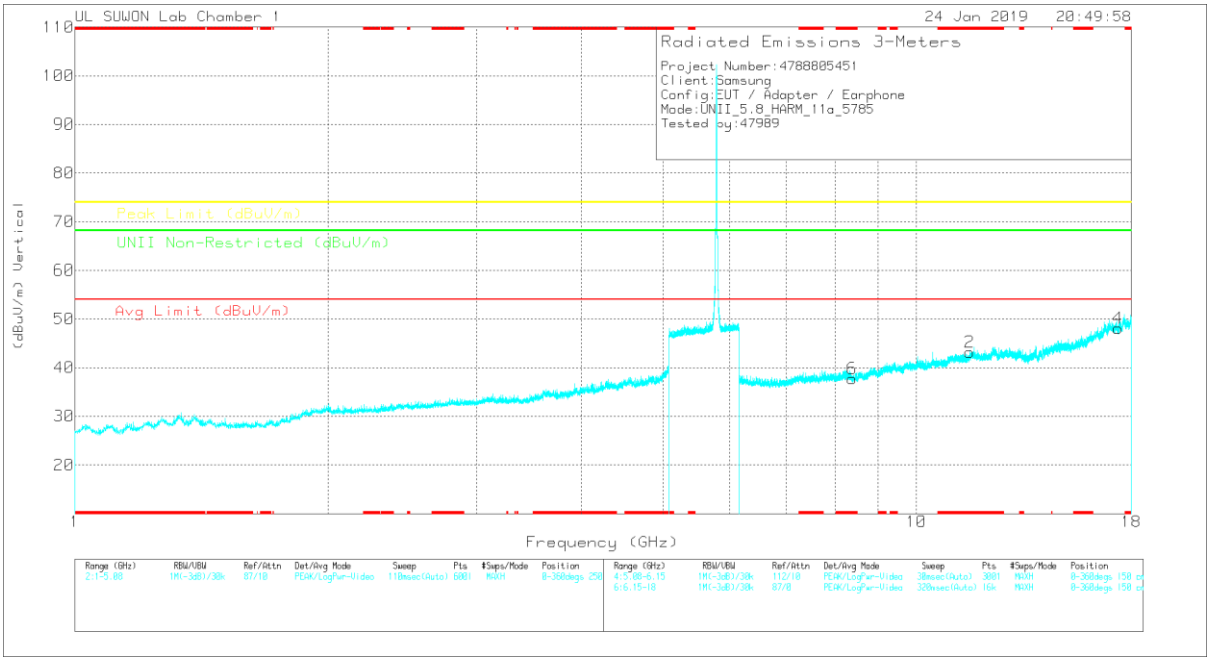

Note: Emission was scanned up to 40GHz; No emissions were detected above the noise floor which was at least 20dB below the specification limit.

UL Korea, Ltd. Confidential
This report shall not be reproduced except in full, without the written approval of UL Korea, Ltd.

MID CHANNEL DATA

Trace Markers

Marker	Frequency (GHz)	Meter Reading (dBuV)	Det	3117_00168717	6GHz_HP(dB)	DC Corr (dB)	Corrected Reading (dBuV/m)	Avg Limit (dBuV/m)	Margin (dB)	Peak Limit (dBuV/m)	Margin (dB)	UNII Non-Restricted (dBuV/m)	Margin (dB)	Azimuth (Degs)	Height (cm)	Polarity
1	* 11.568	27	PK	38.6	-22.5	0	43.1	-	-	74	-30.9	-	-	0-360	150	H
3	17.35	24.51	PK	41.2	-17.5	0	48.21	-	-	-	-	68.2	-19.99	0-360	250	H
5	* 8.395	27.69	PK	36.3	-25.8	0	38.19	-	-	74	-35.81	-	-	0-360	250	H
2	* 11.566	27.08	PK	38.6	-22.5	0	43.18	-	-	74	-30.82	-	-	0-360	150	V
4	17.356	24.45	PK	41.2	-17.6	0	48.05	-	-	-	-	68.2	-20.15	0-360	250	V
6	* 8.39	27.09	PIK	36.3	-25.7	0	37.69	-	-	74	-36.31	-	-	0-360	150	V

* - indicates frequency in CFR47 Pt 15 / IC RSS-Restricted Band
PK – Peak Detector

Note: Only peak measurement was performed. Because peak measurement result of unwanted emission is less than average limit (54dBuV/m).

UL Korea, Ltd. Confidential
This report shall not be reproduced except in full, without the written approval of UL Korea, Ltd.

HIGH CHANNEL HORIZONTAL

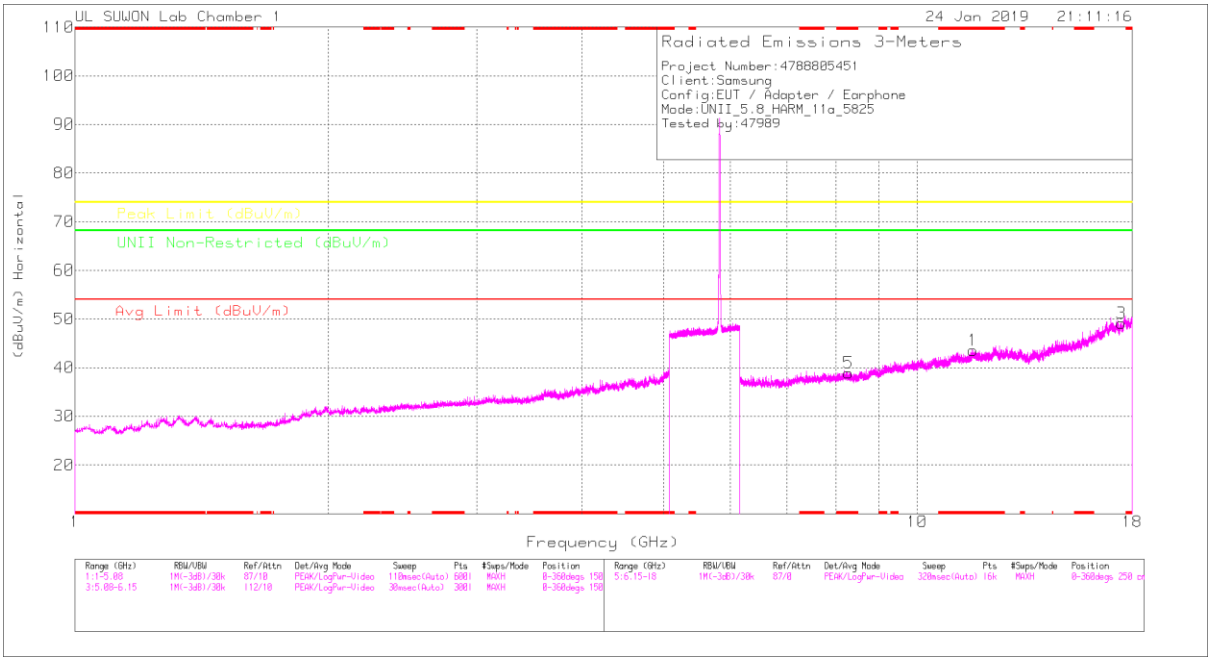

HIGH CHANNEL VERTICAL

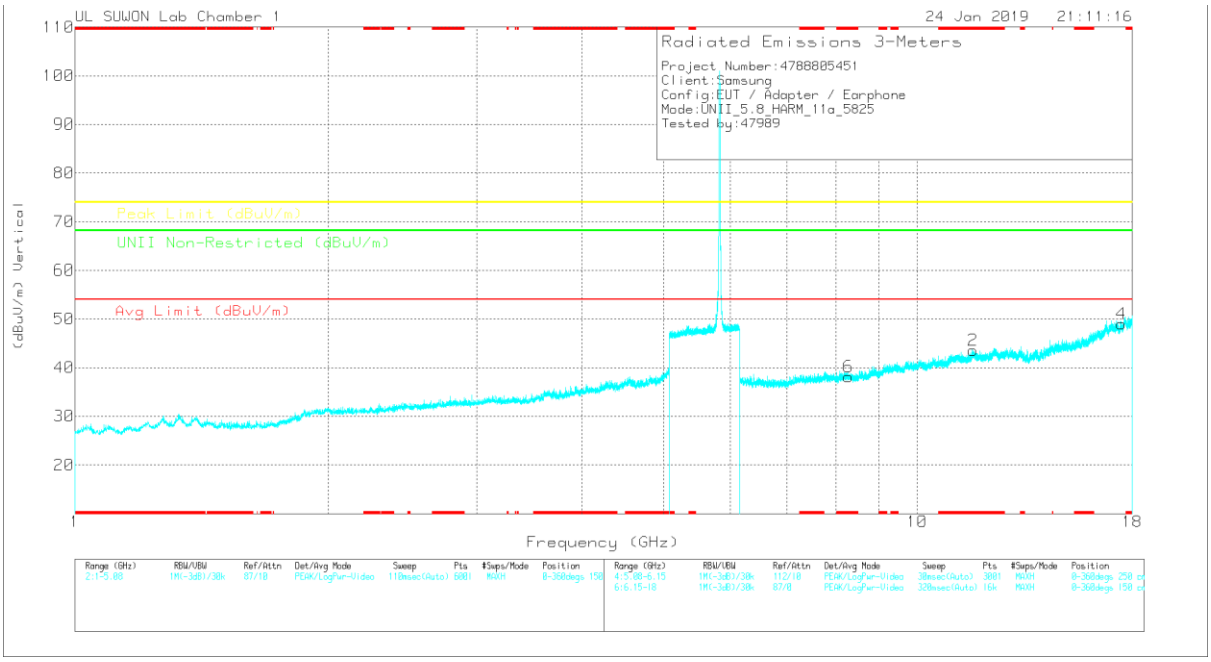

Note: Emission was scanned up to 40GHz; No emissions were detected above the noise floor which was at least 20dB below the specification limit.

UL Korea, Ltd. Confidential
This report shall not be reproduced except in full, without the written approval of UL Korea, Ltd.

HIGH CHANNEL DATA

Trace Markers

Marker	Frequency (GHz)	Meter Reading (dBuV)	Det	3117_00168717	6GHz_HP[dB]	DC Corr (dB)	Corrected Reading (dBuV/m)	Avg Limit (dBuV/m)	Margin (dB)	Peak Limit (dBuV/m)	Margin (dB)	UNII Non-Restricted (dBuV/m)	Margin (dB)	Azimuth (Degs)	Height (cm)	Polarity
1	* 11.643	26.62	PK	38.7	-21.7	0	43.62	-	-	74	-30.38	-	-	0-360	150	H
3	17.482	24.48	PK	41.2	-16.6	0	49.08	-	-	-	-	68.2	-19.12	0-360	150	H
5	* 8.289	27.83	PK	36.4	-25.3	0	38.93	-	-	74	-35.07	-	-	0-360	250	H
2	* 11.646	26.53	PK	38.7	-21.7	0	43.53	-	-	74	-30.47	-	-	0-360	250	V
4	17.476	24.27	PK	41.2	-16.5	0	48.97	-	-	-	-	68.2	-19.23	0-360	250	V
6	* 8.29	27.08	PK	36.4	-25.4	0	38.08	-	-	74	-35.92	-	-	0-360	150	V

* - indicates frequency in CFR47 Pt 15 / IC RSS-Restricted Band
PK – Peak Detector

Note: Only peak measurement was performed. Because peak measurement result of unwanted emission is less than average limit (54dBuV/m).

UL Korea, Ltd. Confidential
This report shall not be reproduced except in full, without the written approval of UL Korea, Ltd.

11.4.2.TX ABOVE 1GHz 802.11n HT20 MODE IN THE 5.8GHz BAND BANDEDGE (LOW CHANNEL)

HORIZONTAL PEAK PLOT

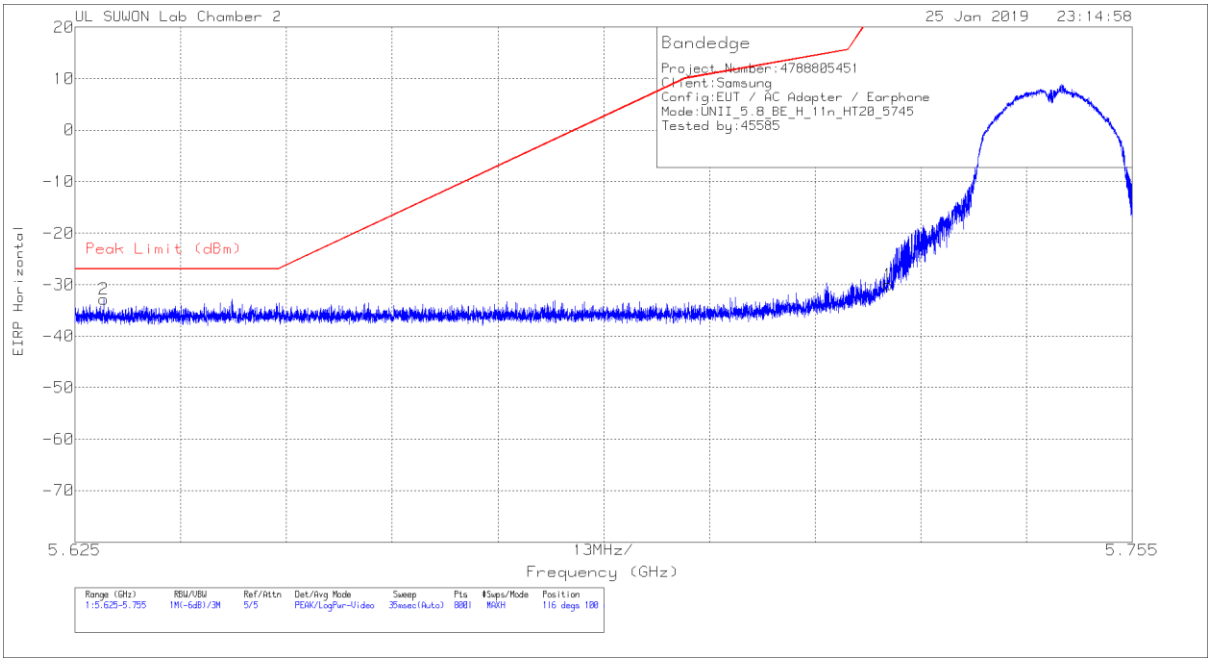

HORIZONTAL DATA

Trace Markers

Marker	Frequency (GHz)	Meter Reading (dBm)	Det	170531_3117[00 168724]	Path_2_10dB	Conversion Factor (dB)	DC Corr (dB)	Corrected Reading EIRP	Peak Limit (dBm)	PK Margin (dB)	Azimuth (Degs)	Height (cm)	Polarity
1	5.725	-60.74	Pk	34.5	-15.6	11.8	0	-30.04	26.97	-57.01	116	100	H
2	5.629	-63.27	Pk	34.4	-15.7	11.8	0	-32.77	-27	-5.77	116	100	H

Pk - Peak detector

UL Korea, Ltd. Confidential
This report shall not be reproduced except in full, without the written approval of UL Korea, Ltd.

VERTICAL PEAK PLOT

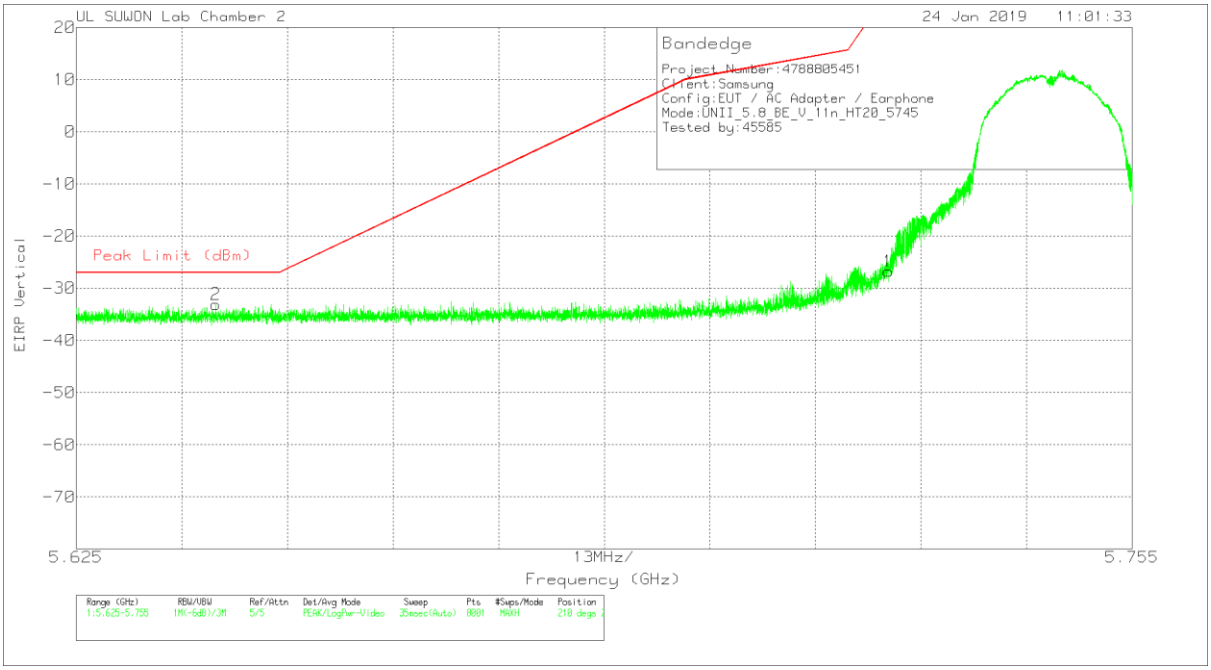

VERTICAL DATA

Trace Markers

Marker	Frequency (GHz)	Meter Reading (dBm)	Det	170531_3117[00 168724]	Path_2_10dB	Conversion Factor (dB)	DC Corr (dB)	Corrected Reading EIRP	Peak Limit (dBm)	PK Margin (dB)	Azimuth (Degs)	Height (cm)	Polarity
1	5.725	-57.46	Pk	34.5	-15.6	11.8	0	-26.76	26.97	-53.73	210	205	V
2	5.642	-63.6	Pk	34.4	-15.7	11.8	0	-33.1	-27	-6.1	210	205	V

Pk - Peak detector

UL Korea, Ltd. Confidential
This report shall not be reproduced except in full, without the written approval of UL Korea, Ltd.

BANDEDGE (HIGH CHANNEL)

HORIZONTAL PEAK AND AVERAGE PLOT

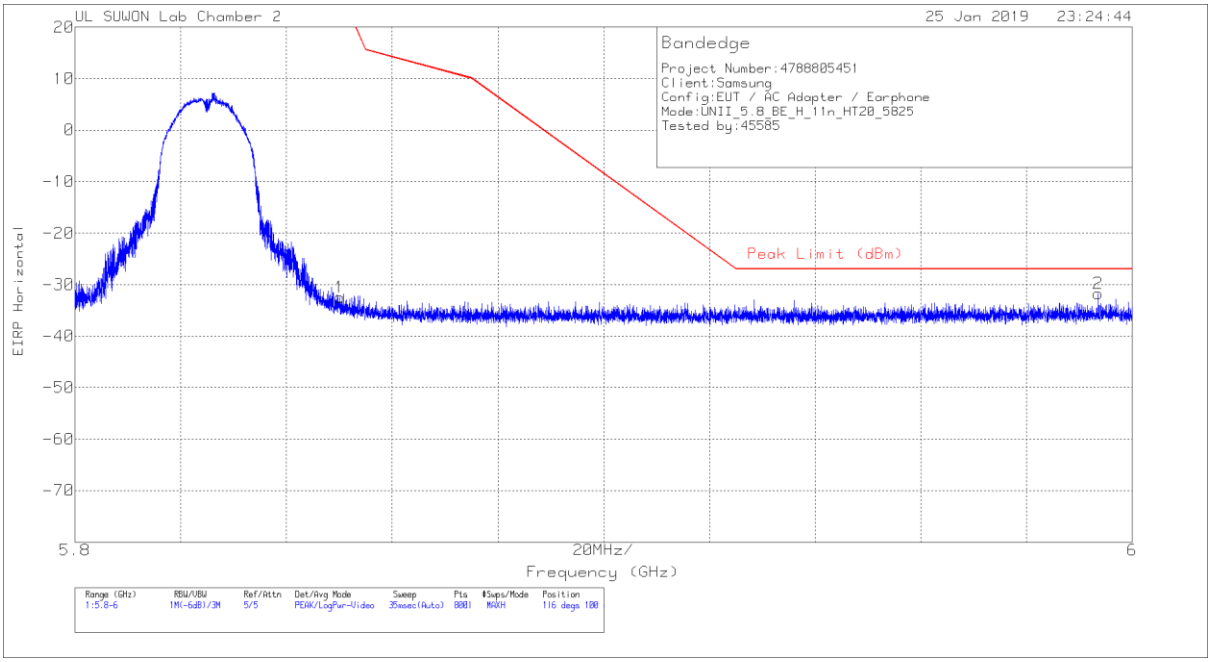

HORIZONTAL DATA

Trace Markers

Marker	Frequency (GHz)	Meter Reading (dBm)	Det	170531_3117[00 168724]	Path_2_10dB	Conversion Factor (dB)	DC Corr (dB)	Corrected Reading EIRP	Peak Limit (dBm)	PK Margin (dB)	Azimuth (Degs)	Height (cm)	Polarity
1	5.85	-63.28	Pk	34.5	-15.5	11.8	0	-32.48	26.94	-59.42	116	100	H
2	5.994	-62.9	Pk	34.8	-15.4	11.8	0	-31.7	-27	-4.7	116	100	H

Pk - Peak detector

UL Korea, Ltd. Confidential
This report shall not be reproduced except in full, without the written approval of UL Korea, Ltd.

VERTICAL PEAK PLOT

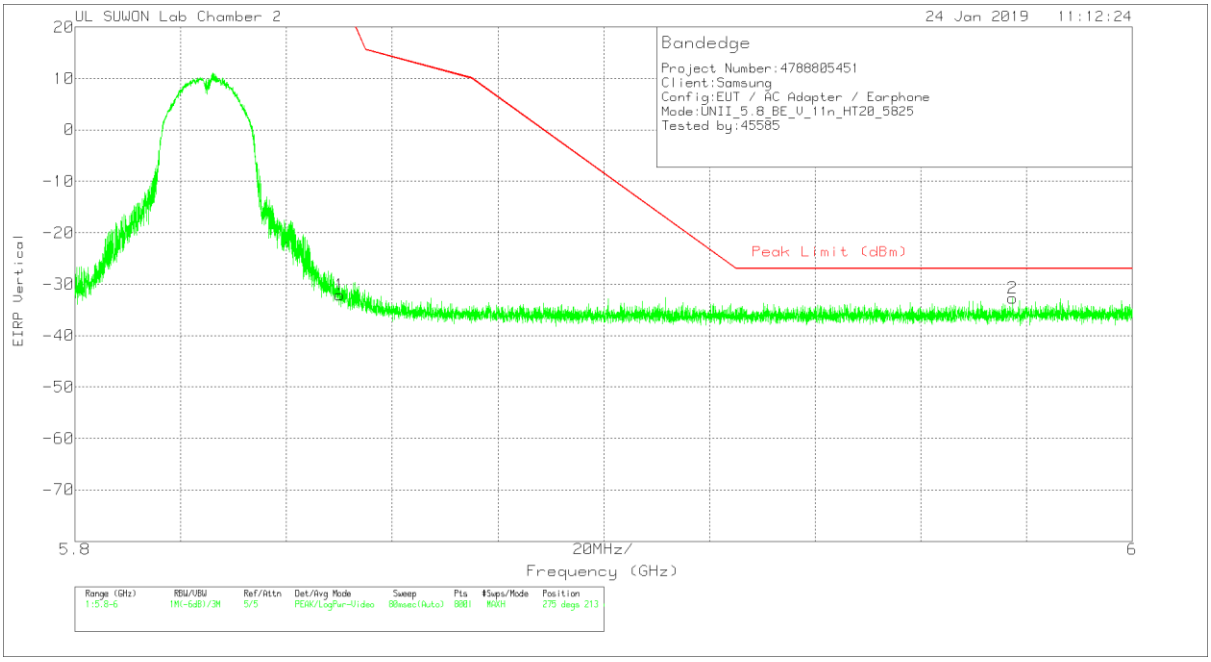

VERTICAL DATA

Trace Markers

Marker	Frequency (GHz)	Meter Reading (dBm)	Det	170531_3117[00 168724]	Path_2_10dB	Conversion Factor (dB)	DC Corr (dB)	Corrected Reading EIRP	Peak Limit (dBm)	PK Margin (dB)	Azimuth (Degs)	Height (cm)	Polarity
1	5.85	-62.86	Pk	34.5	-15.5	11.8	0	-32.06	26.94	-59	275	213	V
2	5.977	-63.77	Pk	34.7	-15.4	11.8	0	-32.67	-27	-5.67	275	213	V

Pk - Peak detector

Radiated Emissions

UL Korea, Ltd. Confidential
This report shall not be reproduced except in full, without the written approval of UL Korea, Ltd.

HARMONICS AND SPURIOUS EMISSIONS

LOW CHANNEL HORIZONTAL

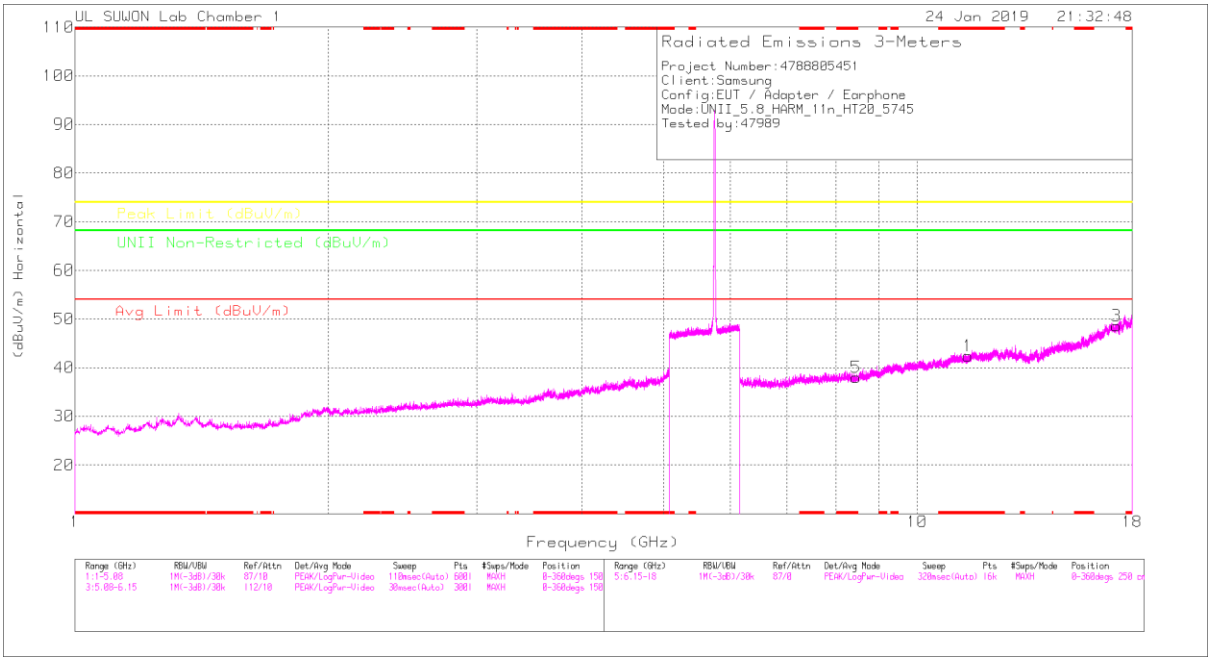

LOW CHANNEL VERTICAL

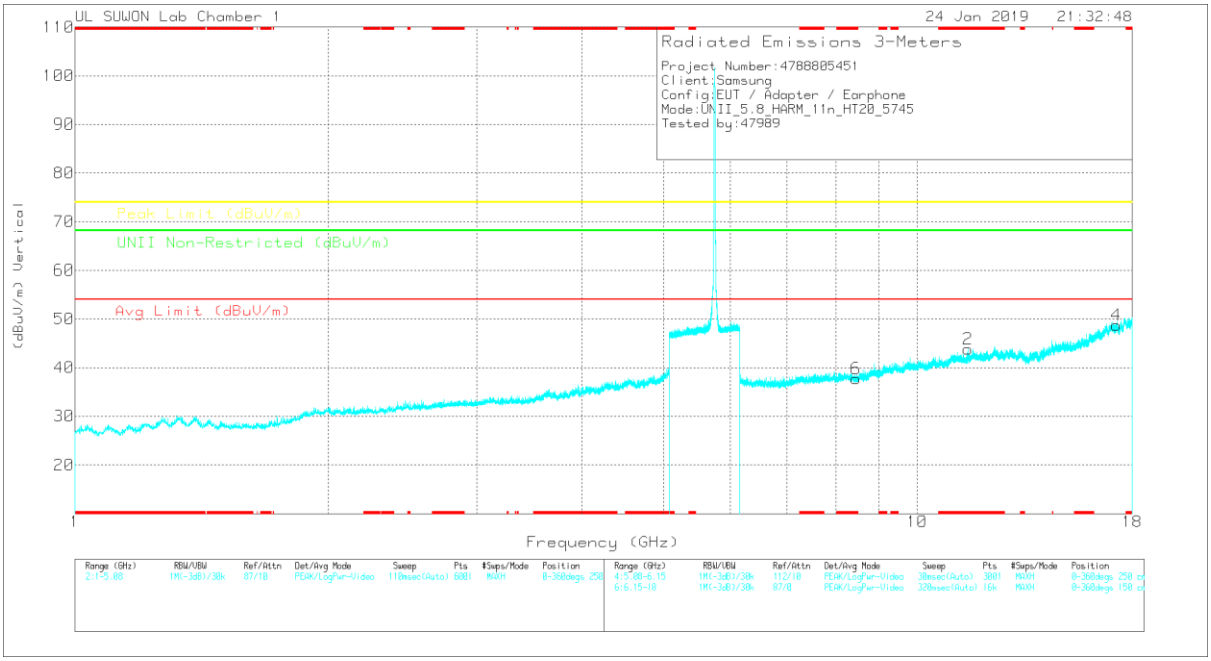

Note: Emission was scanned up to 40GHz; No emissions were detected above the noise floor which was at least 20dB below the specification limit.

UL Korea, Ltd. Confidential
This report shall not be reproduced except in full, without the written approval of UL Korea, Ltd.

LOW CHANNEL DATA

Trace Markers

Marker	Frequency (GHz)	Meter Reading (dBuV)	Det	3117_00168717	6GHz_HP[dB]	DC Corr (dB)	Corrected Reading (dBuV/m)	Avg Limit (dBuV/m)	Margin (dB)	Peak Limit (dBuV/m)	Margin (dB)	UNII Non-Restricted (dBuV/m)	Margin (dB)	Azimuth (Degs)	Height (cm)	Polarity
1	* 11.489	26.19	PK	38.5	-22.3	0	42.39	-	-	74	-31.61	-	-	0-360	150	H
3	17.234	24.16	PK	41.3	-16.8	0	48.66	-	-	-	-	68.2	-19.54	0-360	150	H
5	* 8.455	27.47	PK	36.3	-25.8	0	37.97	-	-	74	-36.03	-	-	0-360	150	H
2	* 11.49	27.65	PK	38.5	-22.3	0	43.85	-	-	74	-30.15	-	-	0-360	150	V
4	17.233	24.27	PK	41.3	-16.8	0	48.77	-	-	-	-	68.2	-19.43	0-360	150	V
6	* 8.458	27.21	PK	36.3	-25.8	0	37.71	-	-	74	-36.29	-	-	0-360	250	V

* - indicates frequency in CFR47 Pt 15 / IC RSS-Restricted Band
PK – Peak Detector

Note: Only peak measurement was performed. Because peak measurement result of unwanted emission is less than average limit (54dBuV/m).

UL Korea, Ltd. Suwon Laboratory FORM ID: FCC_15E
218 Maeyeong-ro, Yeongtong-gu, Suwon-si, Gyeonggi-do, 16675 Korea TEL: (031) 337-9902,FAX: (031) 213-5433
UL Korea, Ltd. Confidential
This report shall not be reproduced except in full, without the written approval of UL Korea, Ltd.