Middle Channel (5 785 ㎒)

Frequency	Pol.	Reading	Ant. Factor	Amp.+Cable	DCCF	Result	Limit	Margin
(㎒)	(V/H)	(dB(㎶))	(dB)	(dB)	(dB)	(dB(㎶/m))	(dB(㎶/m))	(dB)
Peak data								
11 569.70[1)]	V	55.83	38.36	-48.40	-	45.79	74.00	28.21
17 354.20	V	52.17	41.27	-46.92	-	46.52	68.20	21.68
Average Data								
No spurious emissions were detected within 20 ㏈ of the limit.								

KCTL

Horizontal/Vertical for 1 ㎓ ~ 6.5 ㎓

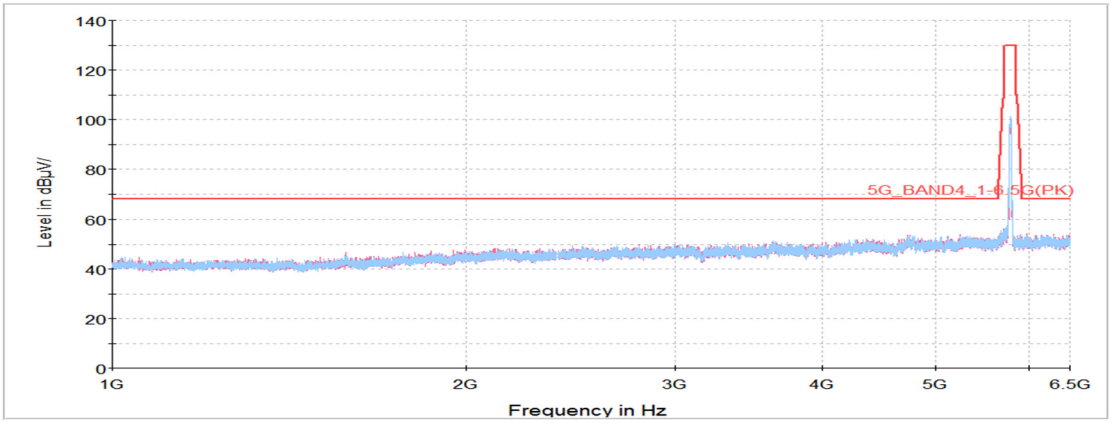

Horizontal/Vertical for 6.5 ㎓ ~ 18 ㎓

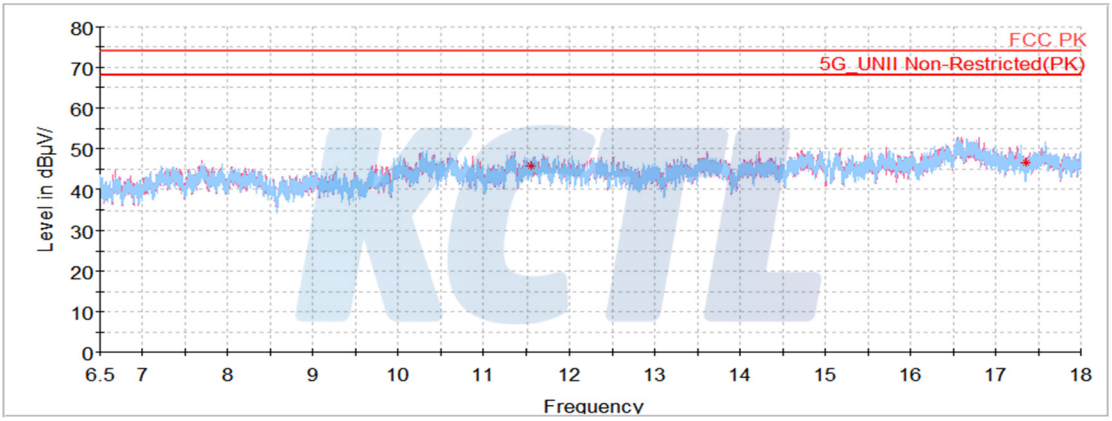

Horizontal/Vertical for 18 ㎓ ~ 40 ㎓

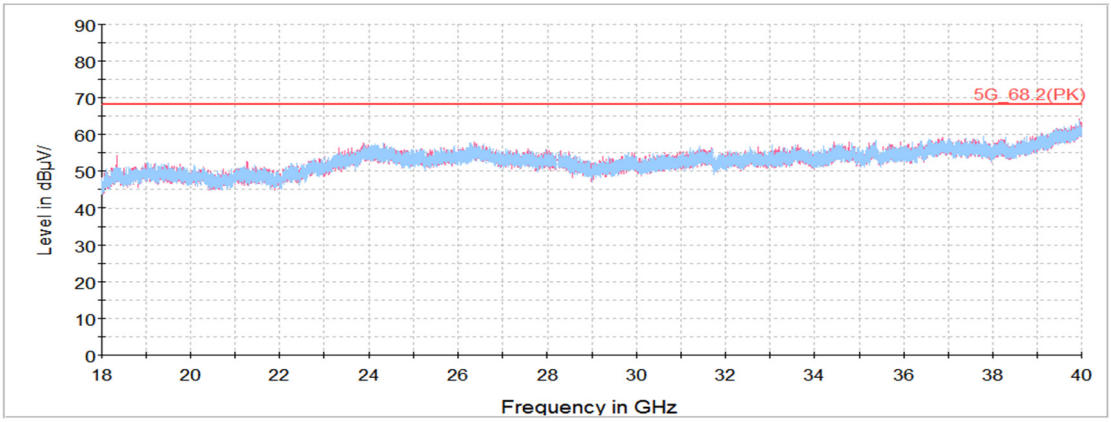

Highest Channel (5 825 ㎒)

Frequency	Pol.	Reading	Ant. Factor	Amp.+Cable	DCCF	Result	Limit	Margin
(㎒)	(V/H)	(dB(㎶))	(dB)	(dB)	(dB)	(dB(㎶/m))	(dB(㎶/m))	(dB)
Peak data								
5 851.34	V	54.18	34.92	-26.67	-	62.43	119.14	56.71
11 650.56[1)]	V	56.40	38.42	-48.74	-	46.08	74.00	27.92
17 475.31	V	52.71	41.30	-47.21	-	46.80	68.20	21.40
Average Data								
No spurious emissions were detected within 20 ㏈ of the limit.								

Horizontal/Vertical for Band-edge

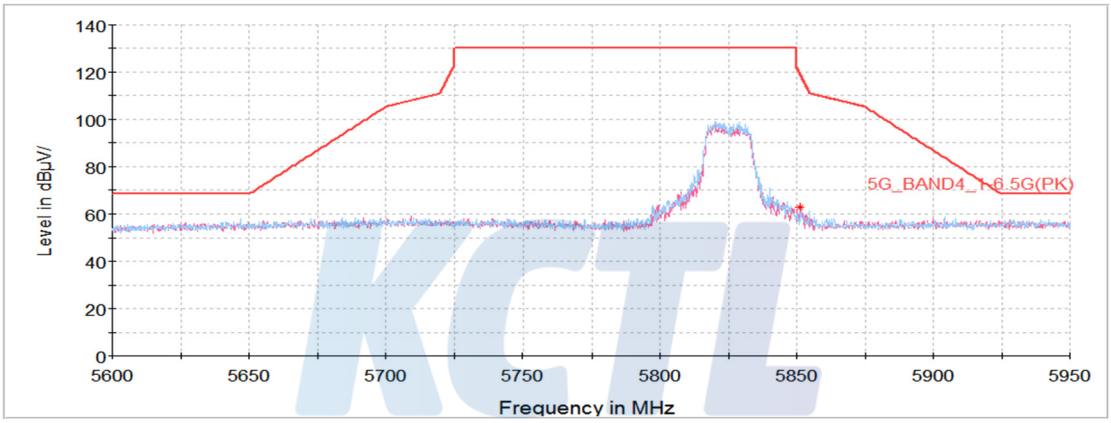

Horizontal/Vertical for 1 ㎓ ~ 6.5 ㎓

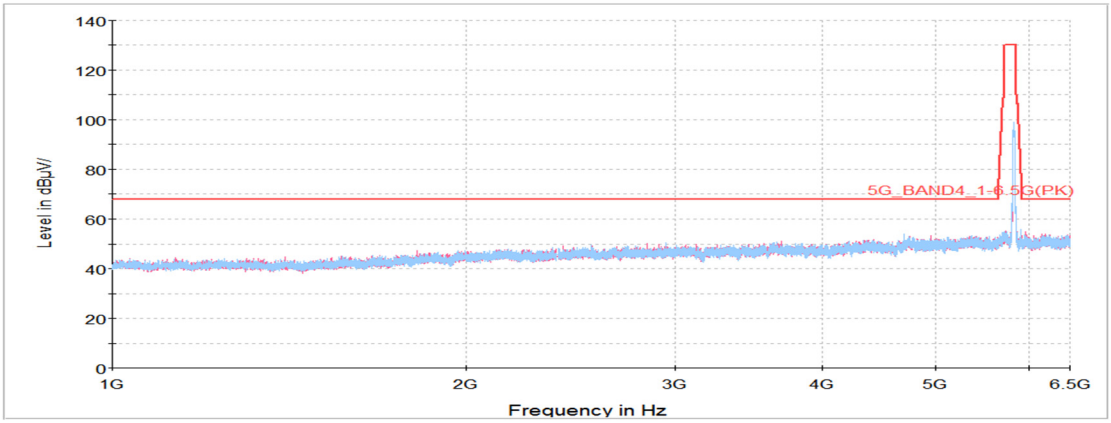

Horizontal/Vertical for 6.5 ㎓ ~ 18 ㎓

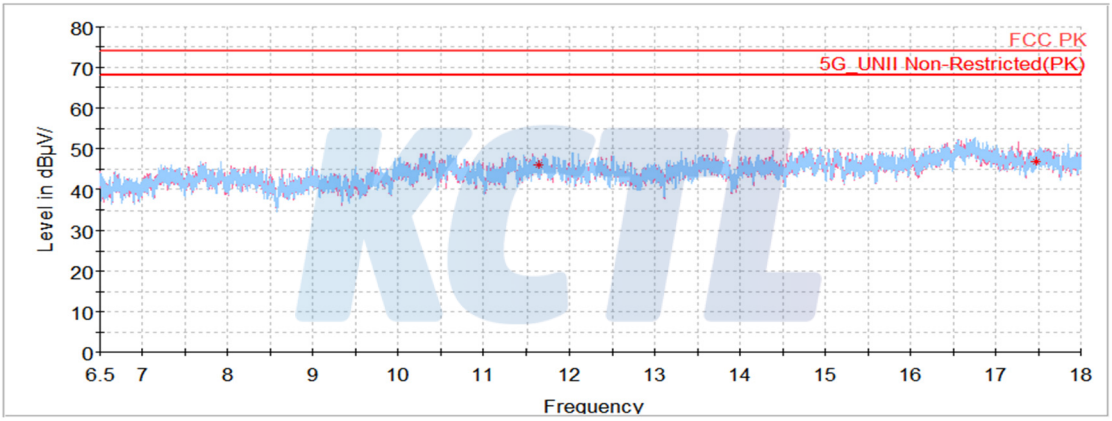

Horizontal/Vertical for 18 ㎓ ~ 40 ㎓

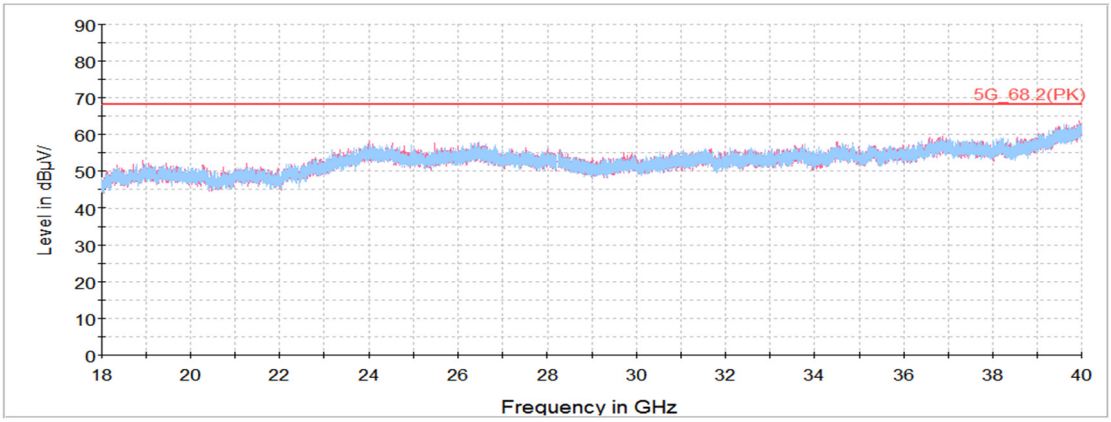

802.11n HT20_UNII-3

Lowest Channel (5 745 ㎒)

Frequency	Pol.	Reading	Ant. Factor	Amp.+Cable	DCCF	Result	Limit	Margin
(㎒)	(V/H)	(dB(㎶))	(dB)	(dB)	(dB)	(dB(㎶/m))	(dB(㎶/m))	(dB)
Peak data								
5 723.98	V	61.72	34.77	-25.90	-	70.59	119.88	49.29
11 489.92[1)]	V	57.19	38.29	-48.18	-	47.30	74.00	26.70
17 235.25	V	53.09	41.25	-46.64	-	47.70	68.20	20.50
Average Data								
No spurious emissions were detected within 20 ㏈ of the limit.								

Horizontal/Vertical for Band-edge

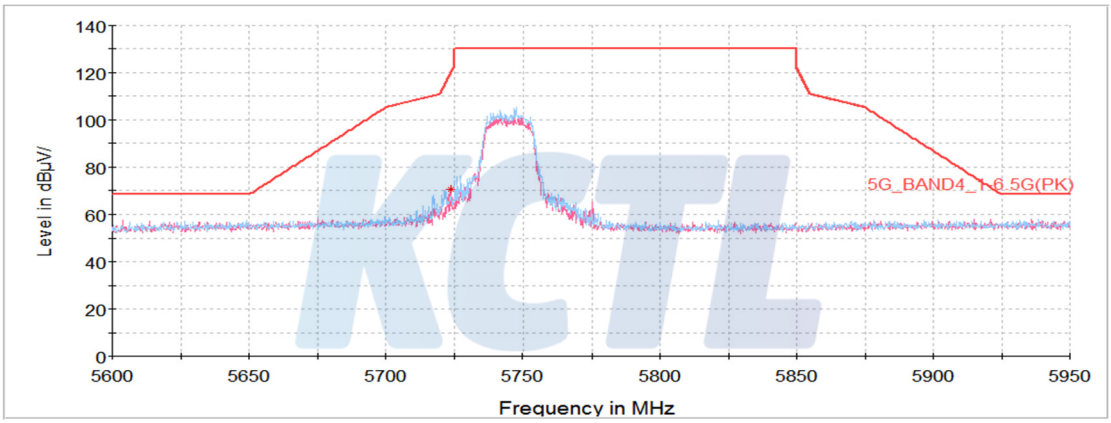

Horizontal/Vertical for 1 ㎓ ~ 6.5 ㎓

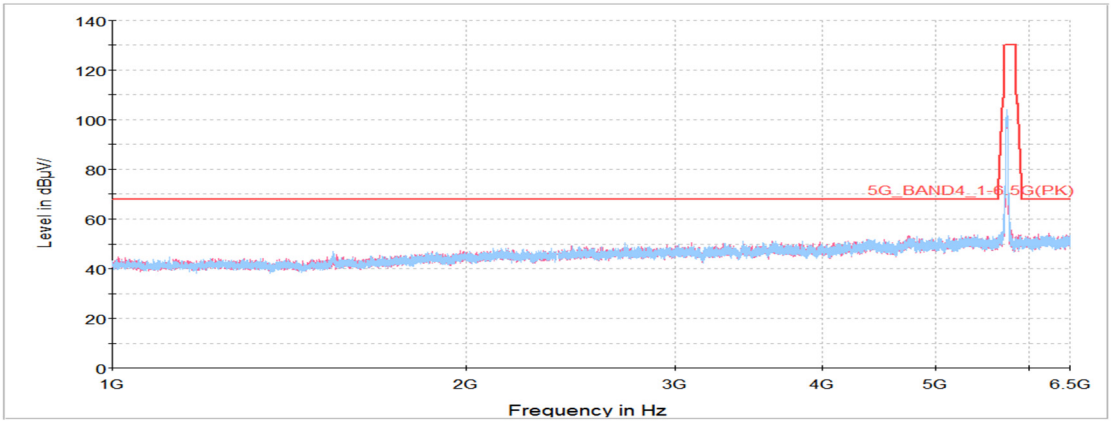

Horizontal/Vertical for 6.5 ㎓ ~ 18 ㎓

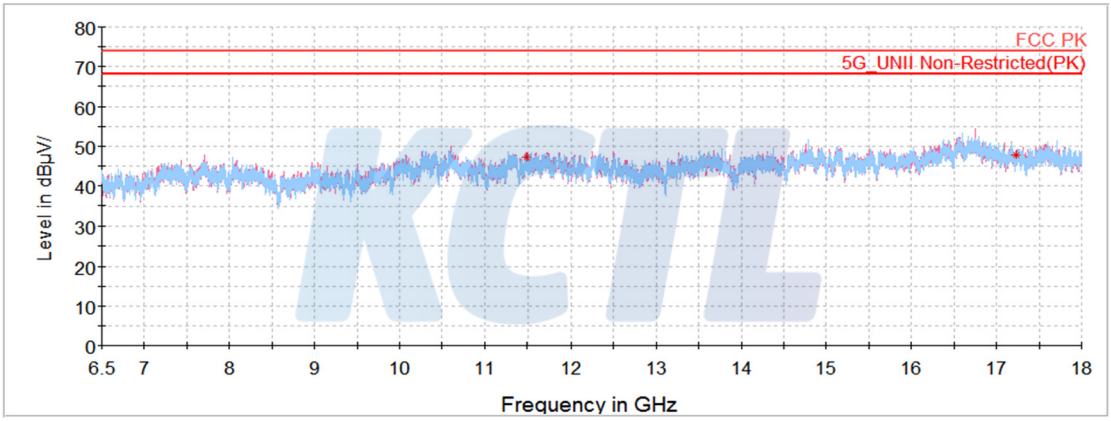

Horizontal/Vertical for 18 ㎓ ~ 40 ㎓

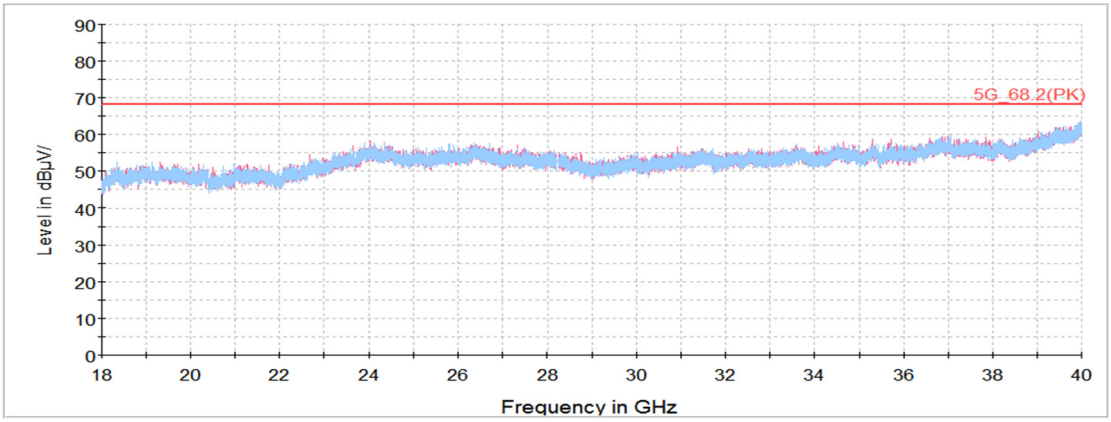

Middle Channel (5 785 ㎒)

Frequency	Pol.	Reading	Ant. Factor	Amp.+Cable	DCCF	Result	Limit	Margin
(㎒)	(V/H)	(dB(㎶))	(dB)	(dB)	(dB)	(dB(㎶/m))	(dB(㎶/m))	(dB)
Peak data								
11 570.42[1)]	V	57.17	38.36	-48.41	-	47.12	74.00	26.88
17 355.64	H	50.94	41.27	-46.93	-	45.28	68.20	22.92
Average Data								
No spurious emissions were detected within 20 ㏈ of the limit.								

KCTL

Horizontal/Vertical for 1 ㎓ ~ 6.5 ㎓

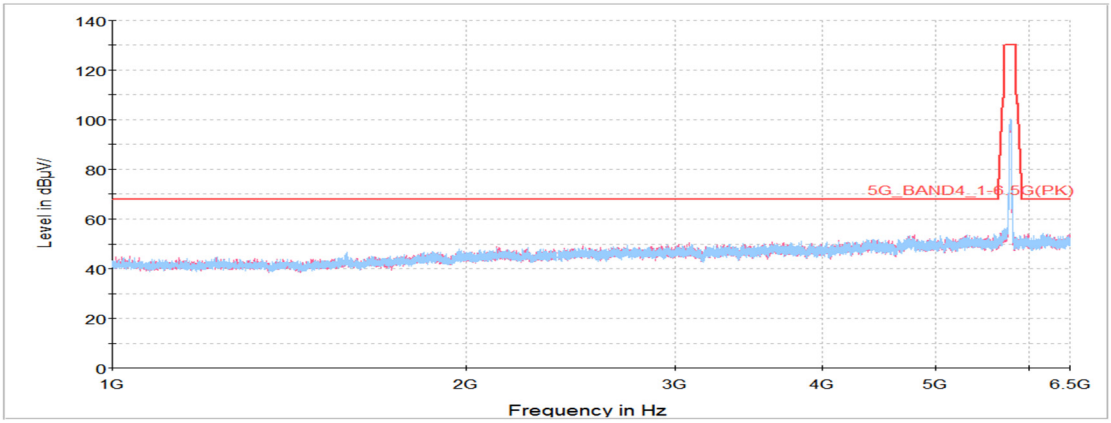

Horizontal/Vertical for 6.5 ㎓ ~ 18 ㎓

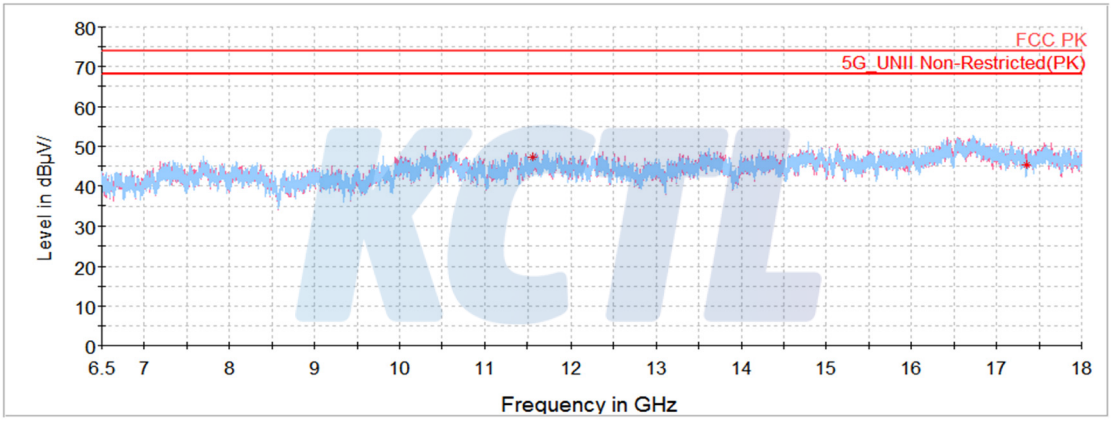

Horizontal/Vertical for 18 ㎓ ~ 40 ㎓

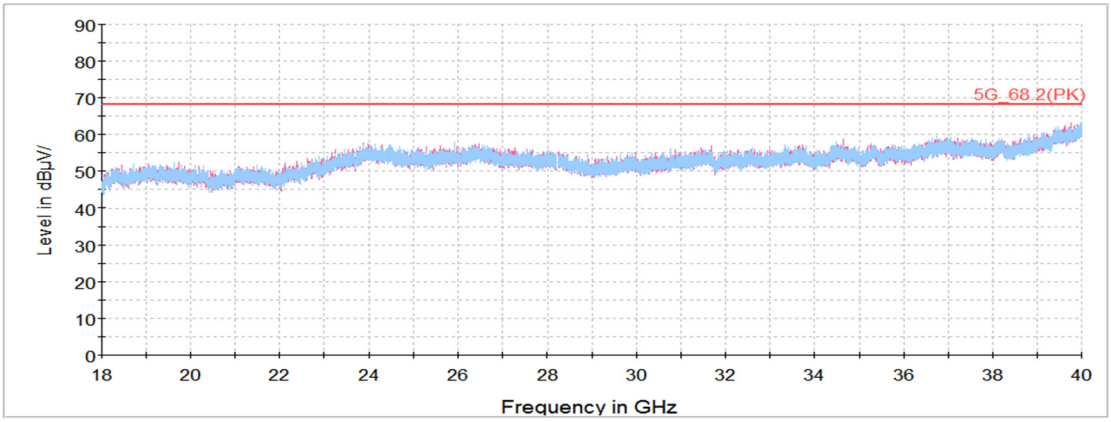

Highest Channel (5 825 ㎒)

Frequency	Pol.	Reading	Amp. + Cable	Antenna Factor	DCCF	Result	Limit	Margin
(㎒)	(V/H)	(dB(㎶))	(dB)	(dB)	(dB)	(dB(㎶/m))	(dB(㎶/m))	(dB)
Peak data								
5 852.38	V	53.77	34.92	-26.67	-	62.02	116.79	54.76
11 650.56[1)]	H	55.90	38.42	-48.74	-	45.58	74.00	28.42
17 475.67	V	52.85	41.30	-47.21	-	46.94	68.20	21.26
Average Data								
No spurious emissions were detected within 20 ㏈ of the limit.								

Horizontal/Vertical for Band-edge

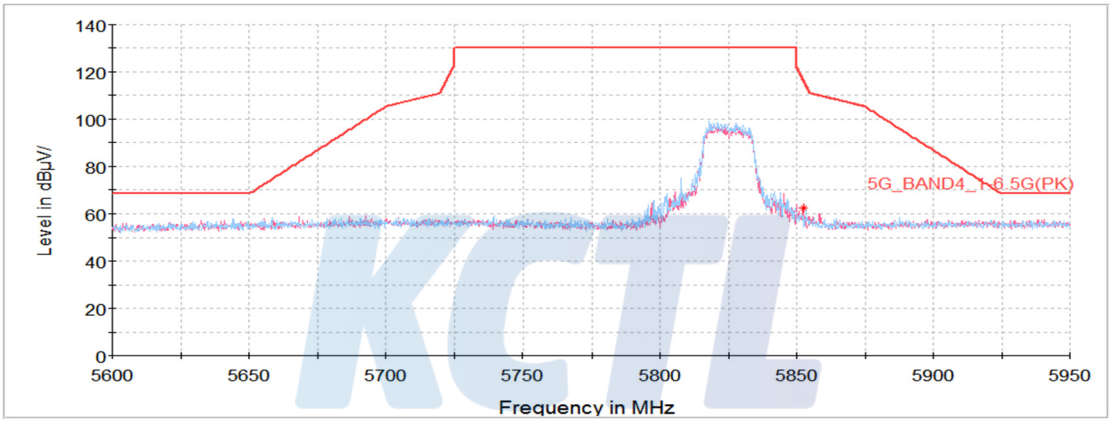

Horizontal/Vertical for 1 ㎓ ~ 6.5 ㎓

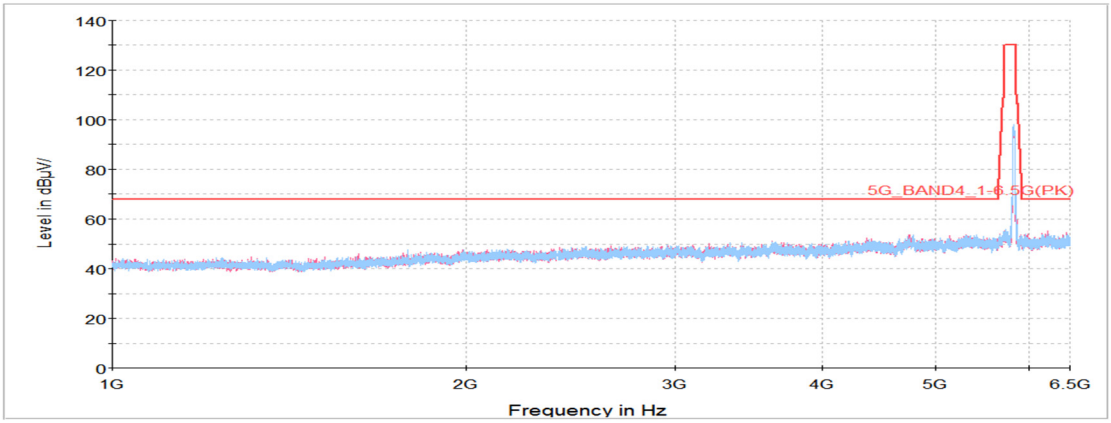

Horizontal/Vertical for 6.5 ㎓ ~ 18 ㎓

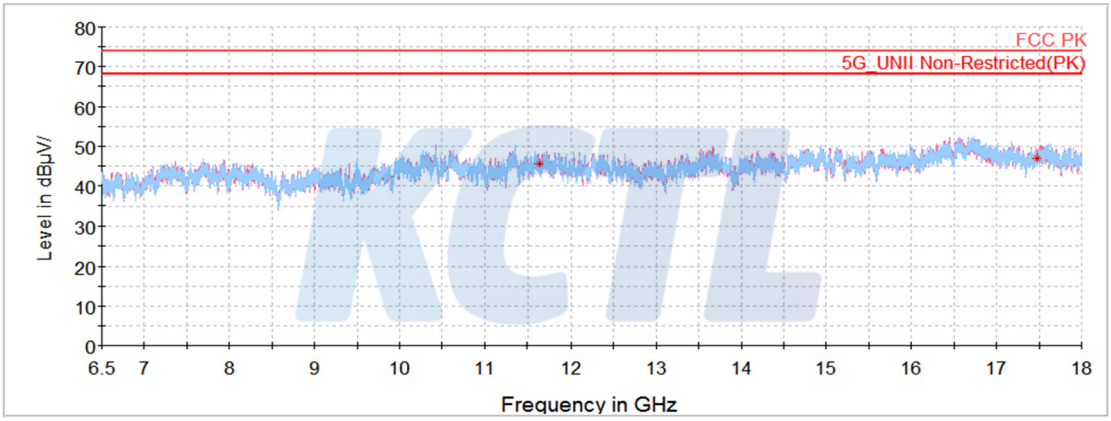

Horizontal/Vertical for 18 ㎓ ~ 40 ㎓

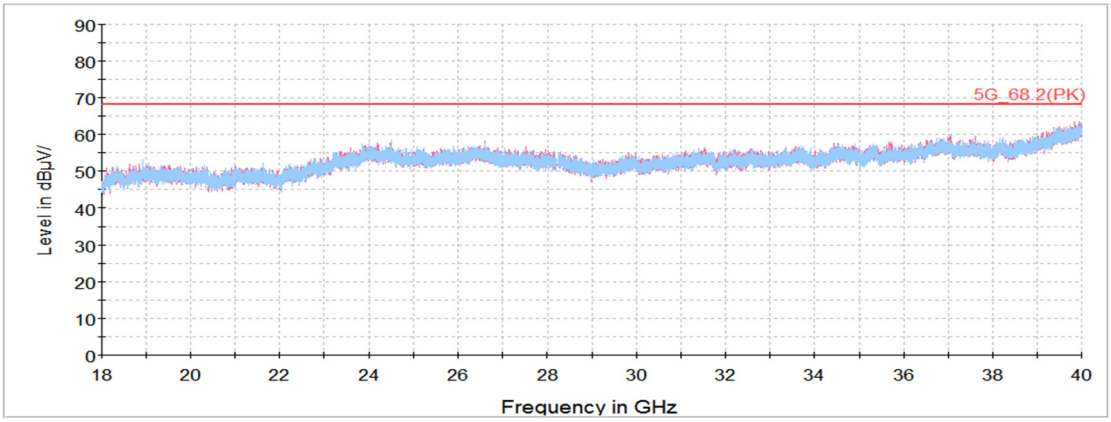

802.11n HT40_UNII-3

Lowest Channel (5 755 ㎒)

Frequency	Pol.	Reading	Ant. Factor	Amp.+Cable	DCCF	Result	Limit	Margin
(㎒)	(V/H)	(dB(㎶))	(dB)	(dB)	(dB)	(dB(㎶/m))	(dB(㎶/m))	(dB)
Peak data								
5 720.72	V	64.41	34.76	-25.86	-	73.31	112.44	39.13
11 510.05[1)]	V	54.89	38.31	-48.16	-	45.04	74.00	28.96
17 265.44	V	54.16	41.25	-46.71	-	48.70	68.20	19.50
Average Data								
No spurious emissions were detected within 20 ㏈ of the limit.								

Horizontal/Vertical for Band-edge

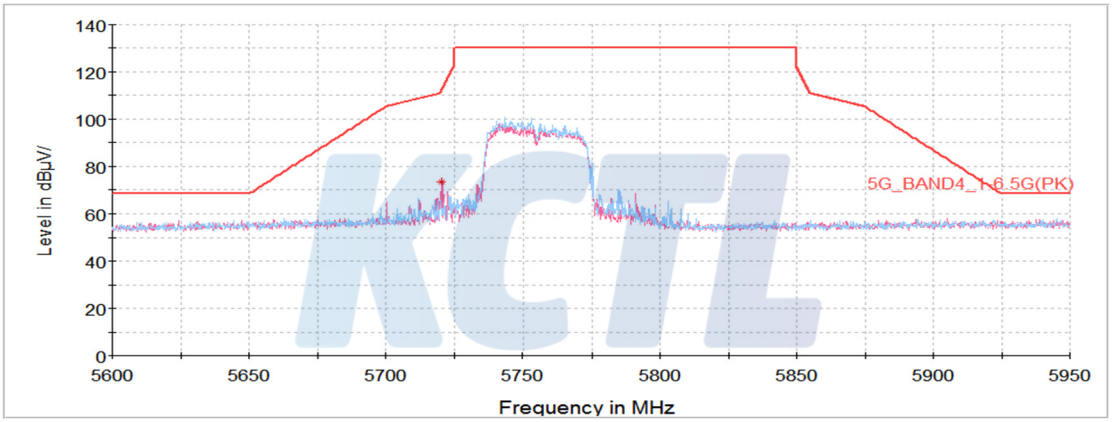

Horizontal/Vertical for 1 ㎓ ~ 6.5 ㎓

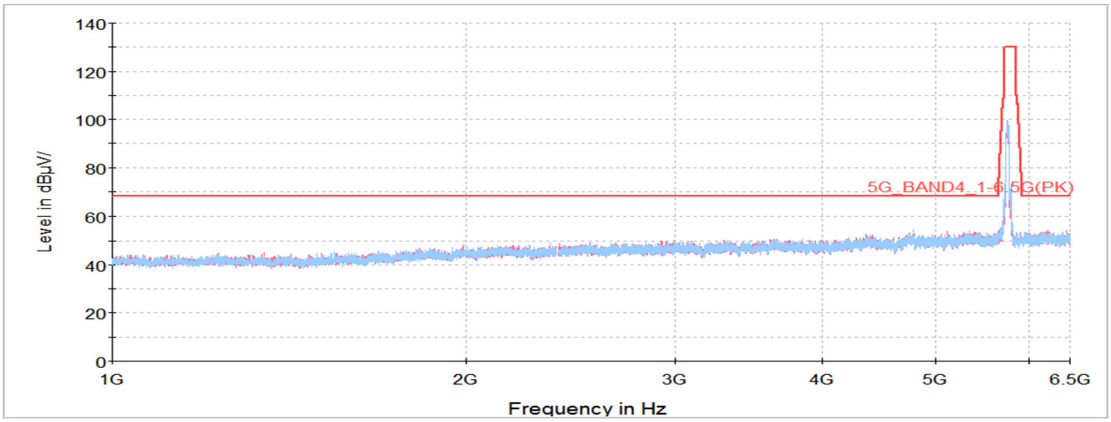

Horizontal/Vertical for 6.5 ㎓ ~ 18 ㎓

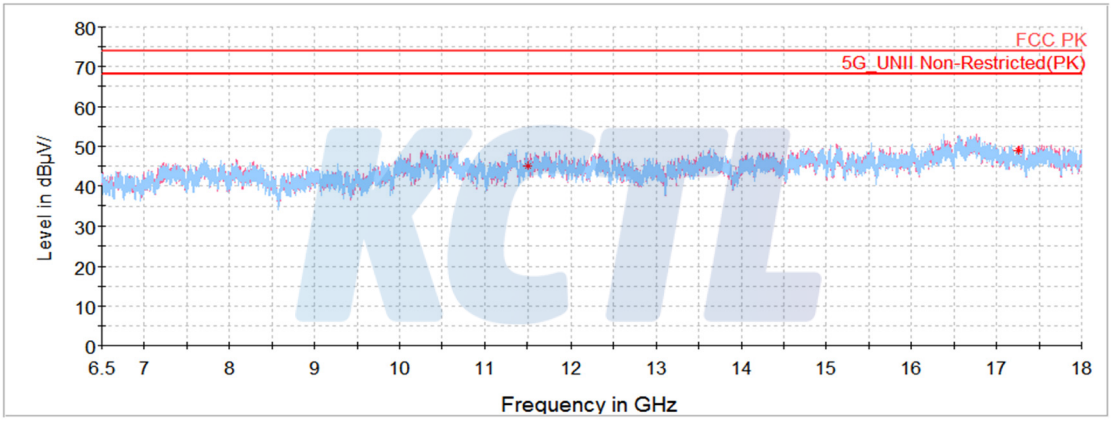

Horizontal/Vertical for 18 ㎓ ~ 40 ㎓

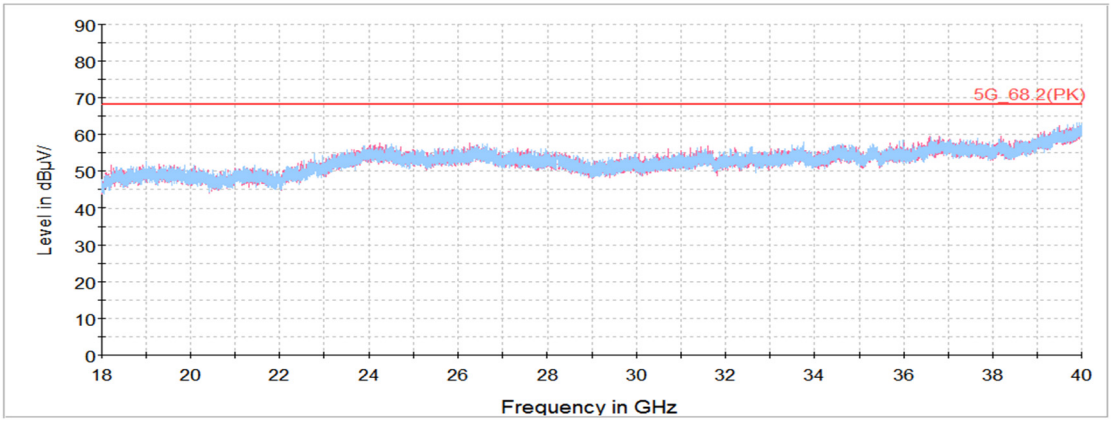

Highest Channel (5 795 ㎒)

Frequency	Pol.	Reading	Ant. Factor	Amp.+Cable	DCCF	Result	Limit	Margin
(㎒)	(V/H)	(dB(㎶))	(dB)	(dB)	(dB)	(dB(㎶/m))	(dB(㎶/m))	(dB)
Peak data								
5 857.53	H	50.24	34.93	-26.63	-	58.54	110.09	51.55
11 590.19[1)]	H	58.18	38.37	-48.49	-	48.06	74.00	25.94
17 385.11	H	53.96	41.28	-47.00	-	48.24	68.20	19.96
Average Data								
No spurious emissions were detected within 20 ㏈ of the limit.								

Horizontal/Vertical for Band-edge

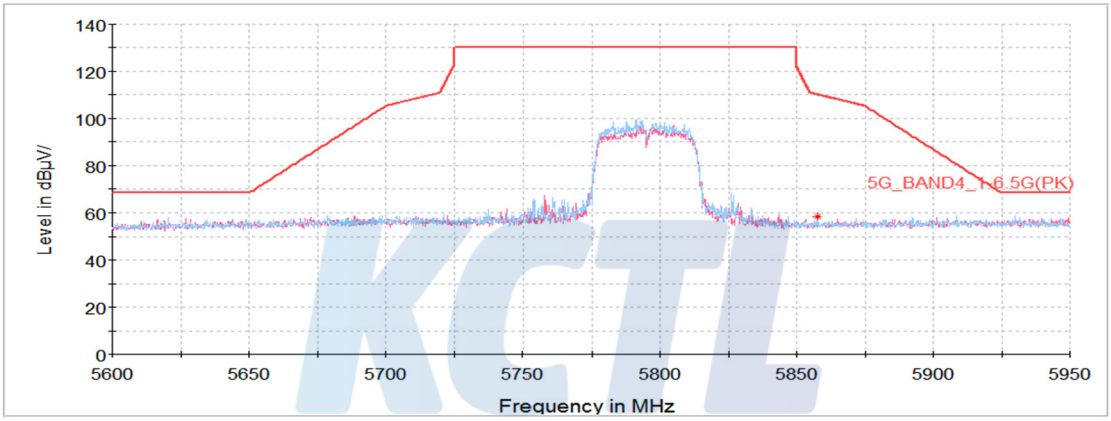

Horizontal/Vertical for 1 ㎓ ~ 6.5 ㎓

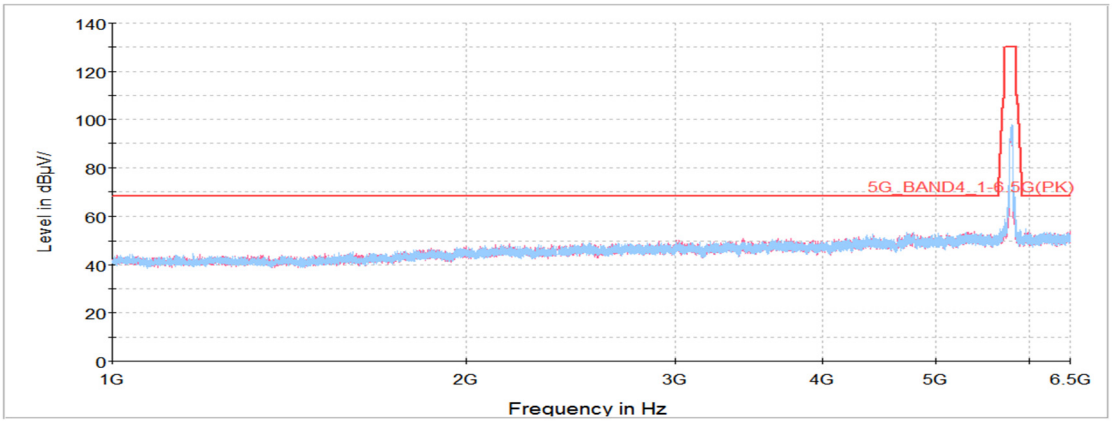

Horizontal/Vertical for 6.5 ㎓ ~ 18 ㎓

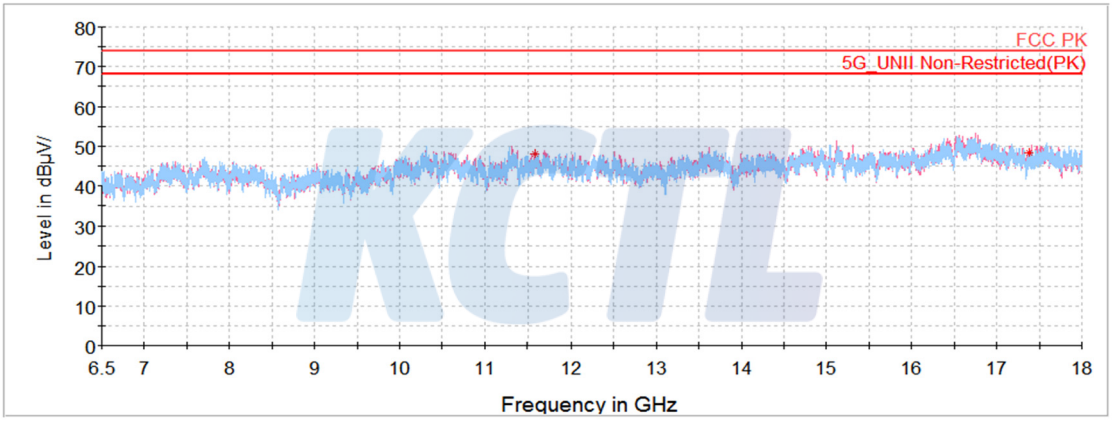
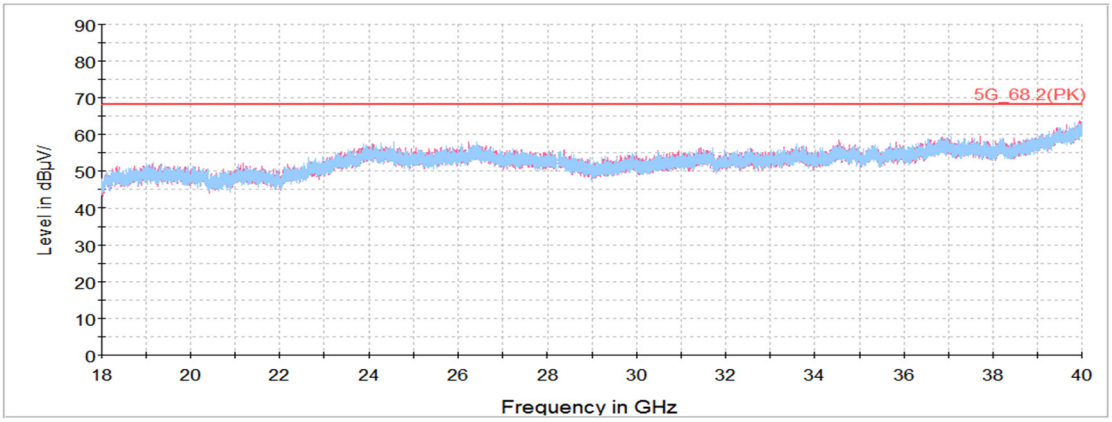
Horizontal/Vertical for 18 ㎓ ~ 40 ㎓