802.11ac VHT40_UNII-2A

Lowest Channel (5 270 ㎒)

Frequency	Pol.	Reading	Ant. Factor	Amp.+Cable	DCCF	Result	Limit	Margin
(㎒)	(V/H)	(dB(㎶))	(dB)	(dB)	(dB)	(dB(㎶/m))	(dB(㎶/m))	(dB)
Peak data								
1 064.45[1)]	H	71.01	26.94	-50.77	-	47.18	74.00	26.82
10 541.17	H	58.51	37.62	-48.35	-	47.78	68.20	20.42
15 810.33[1)]	H	55.69	39.70	-48.05	-	47.34	74.00	26.66
Average Data								
No spurious emissions were detected within 20 ㏈ of the limit.								

KCTL

Horizontal/Vertical for 1 ㎓ ~ 6.5 ㎓

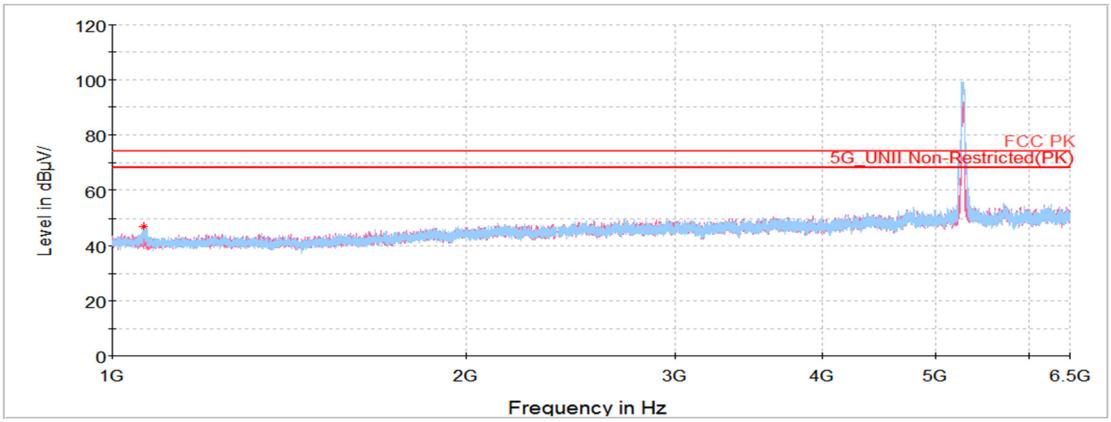

Horizontal/Vertical for 6.5 ㎓ ~ 18 ㎓

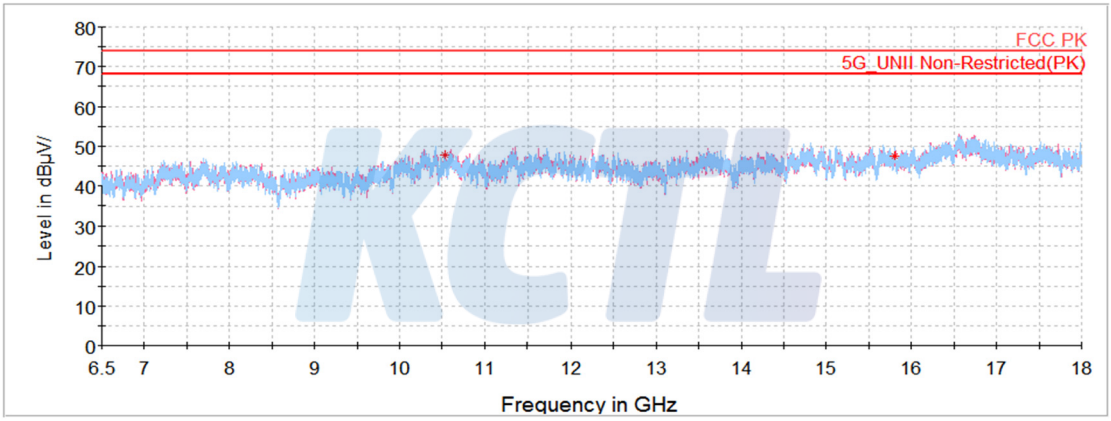

Horizontal/Vertical for 18 ㎓ ~ 40 ㎓

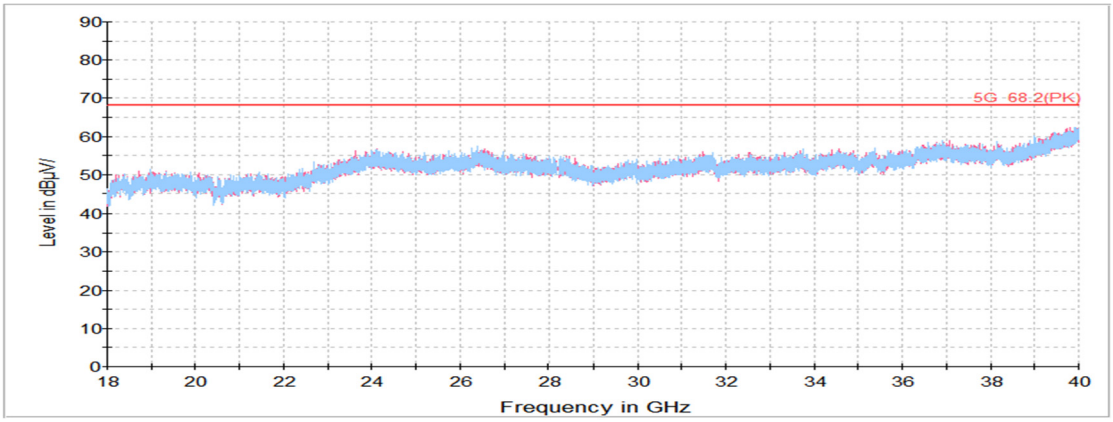

Highest Channel (5 310 ㎒)

Frequency	Pol.	Reading	Ant. Factor	Amp.+Cable	DCCF	Result	Limit	Margin
(㎒)	(V/H)	(dB(㎶))	(dB)	(dB)	(dB)	(dB(㎶/m))	(dB(㎶/m))	(dB)
Peak data								
1 110.52[1)]	H	70.70	26.97	-50.83	-	46.84	74.00	27.16
5 351.28[1)]	H	50.29	34.35	-26.84	-	57.80	74.00	16.20
10 620.59[1)]	V	58.90	37.67	-48.87	-	47.70	74.00	26.30
15 930.00[1)]	V	54.72	39.70	-48.07	-	46.35	74.00	27.65
Average Data								
5 351.28[1)]	H	42.58	34.35	-26.84	0.61	50.70	54.00	3.30

Average data	
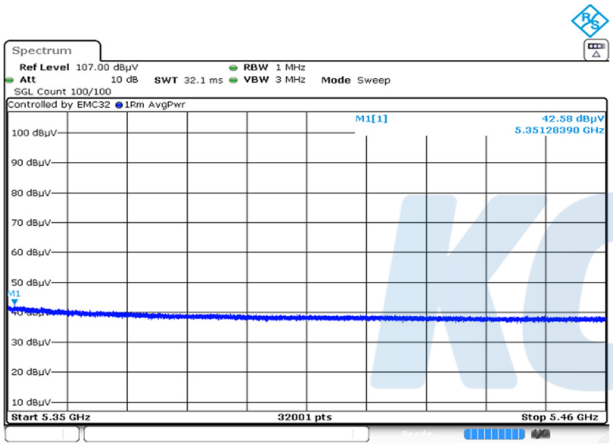	Blank

Horizontal/Vertical for Band-edge

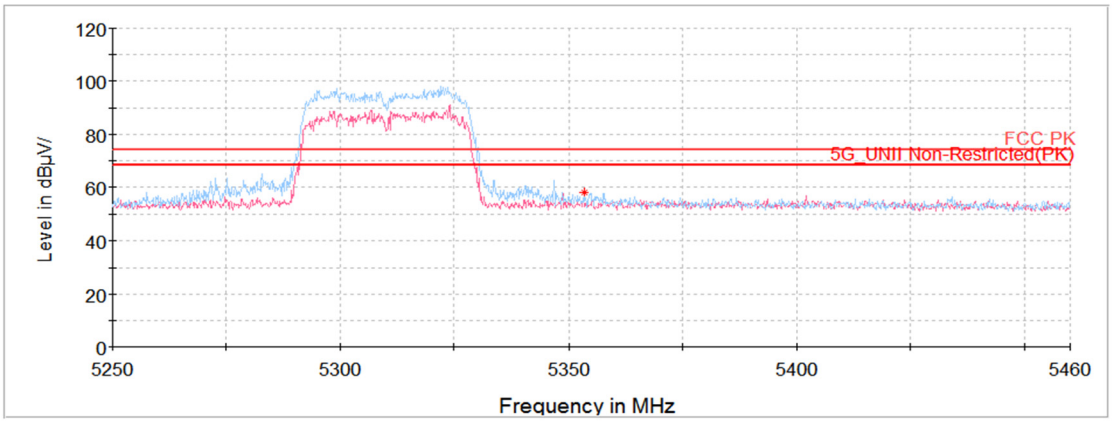

Horizontal/Vertical for 1 ㎓ ~ 6.5 ㎓

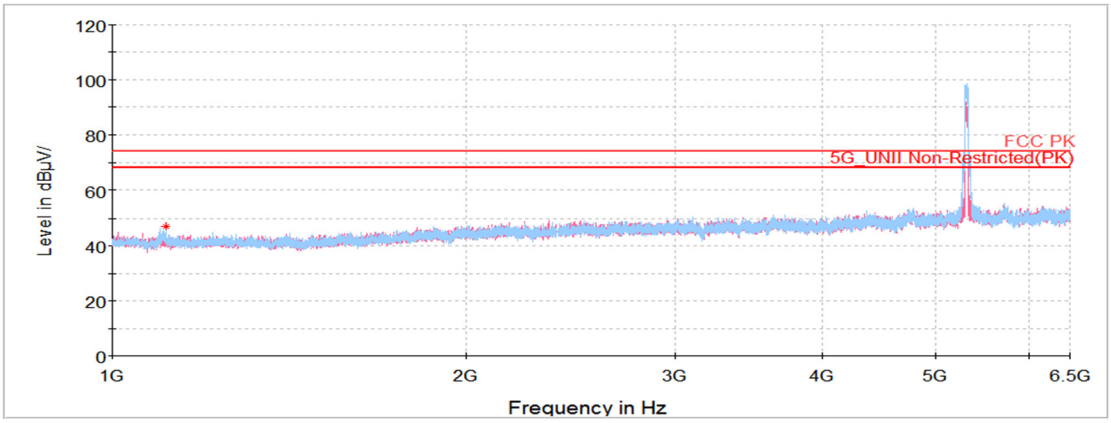

Horizontal/Vertical for 6.5 ㎓ ~ 18 ㎓

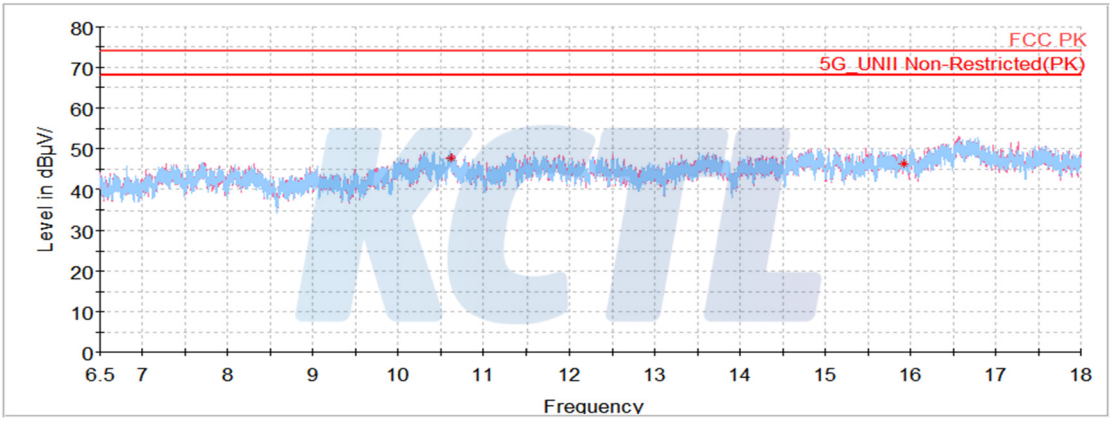

Horizontal/Vertical for 18 ㎓ ~ 40 ㎓

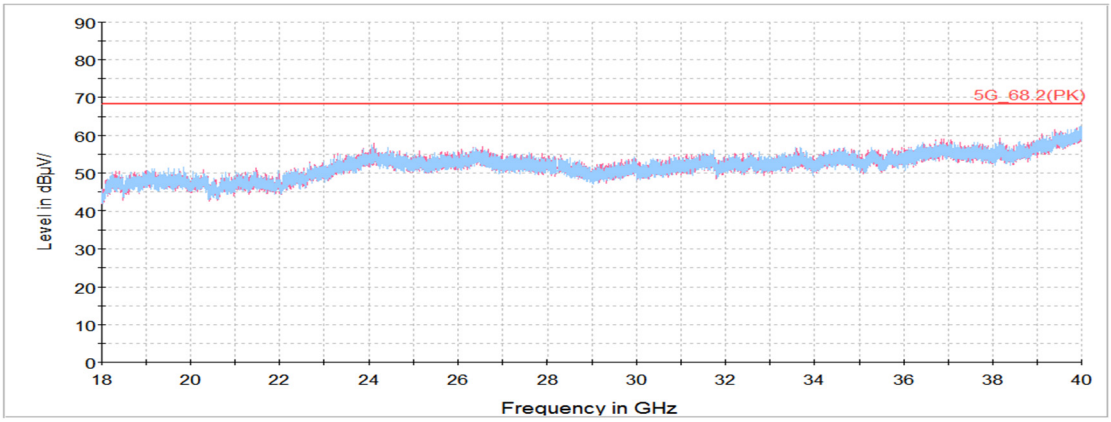

802.11ac VHT80_UNII-2A

Lowest Channel (5 290 ㎒)

Frequency	Pol.	Reading	Ant. Factor	Amp.+Cable	DCCF	Result	Limit	Margin
(㎒)	(V/H)	(dB(㎶))	(dB)	(dB)	(dB)	(dB(㎶/m))	(dB(㎶/m))	(dB)
Peak data								
5 350.52[1)]	H	50.28	34.35	-26.84	-	57.79	74.00	16.21
10 580.34	V	59.04	37.65	-48.61	-	48.08	68.20	20.12
15 870.34[1)]	H	56.40	39.70	-48.06	-	48.04	74.00	25.96
Average Data								
5 350.52[1)]	H	42.12	34.35	-26.84	1.25	50.88	54.00	3.12

Average data	
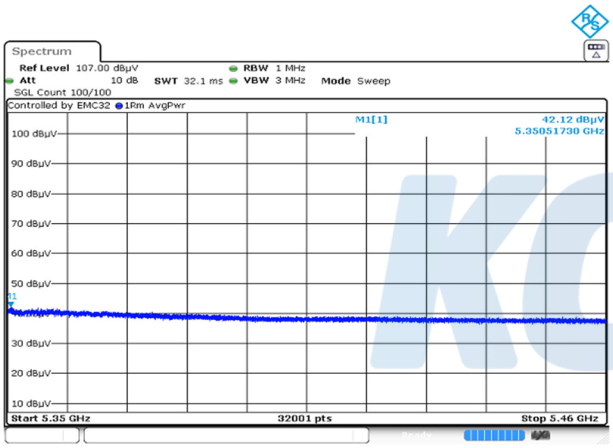	Blank

Horizontal/Vertical for Band-edge

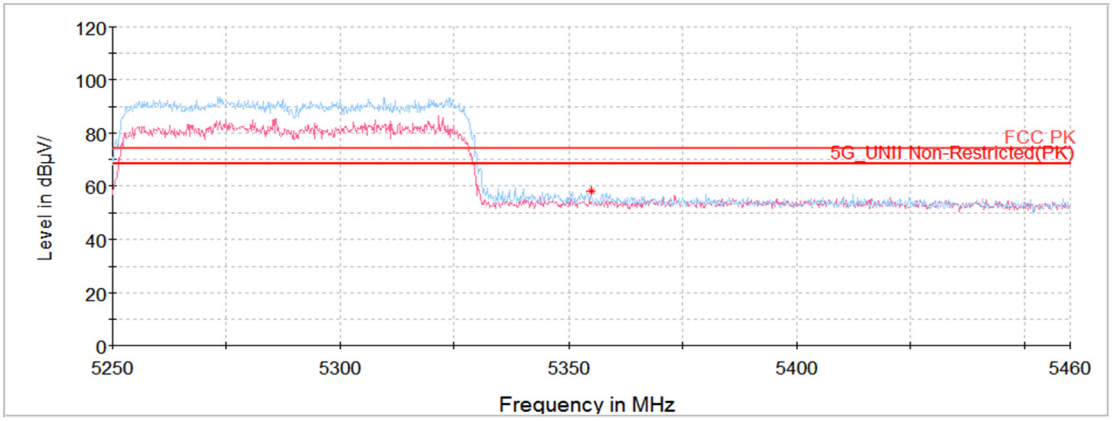

Horizontal/Vertical for 1 ㎓ ~ 6.5 ㎓

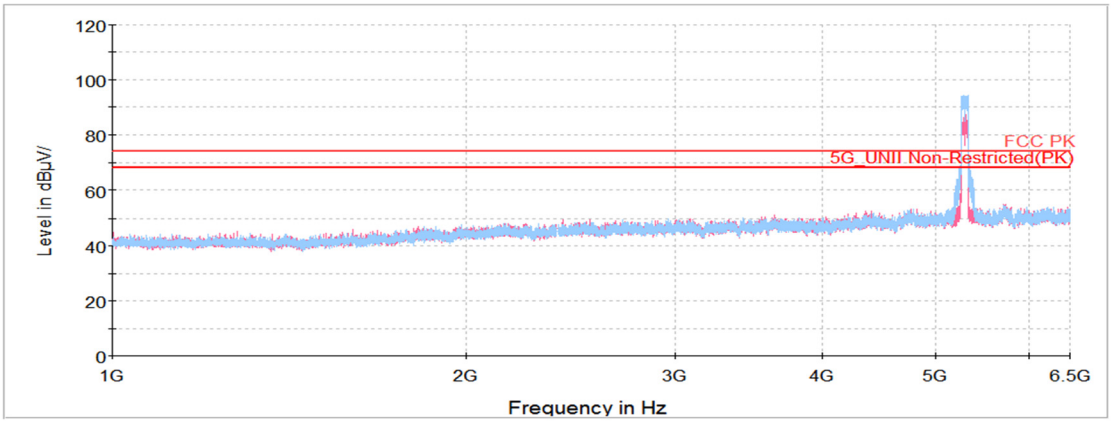

Horizontal/Vertical for 6.5 ㎓ ~ 18 ㎓

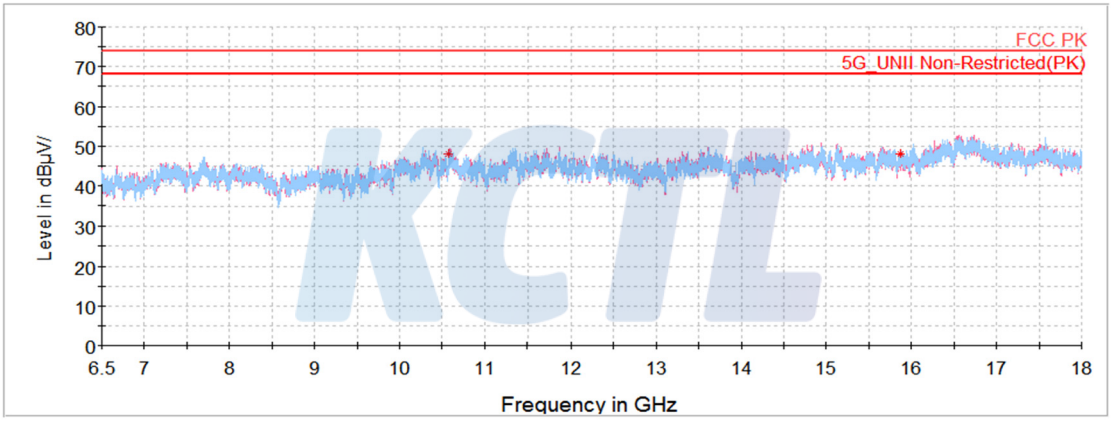

Horizontal/Vertical for 18 ㎓ ~ 40 ㎓

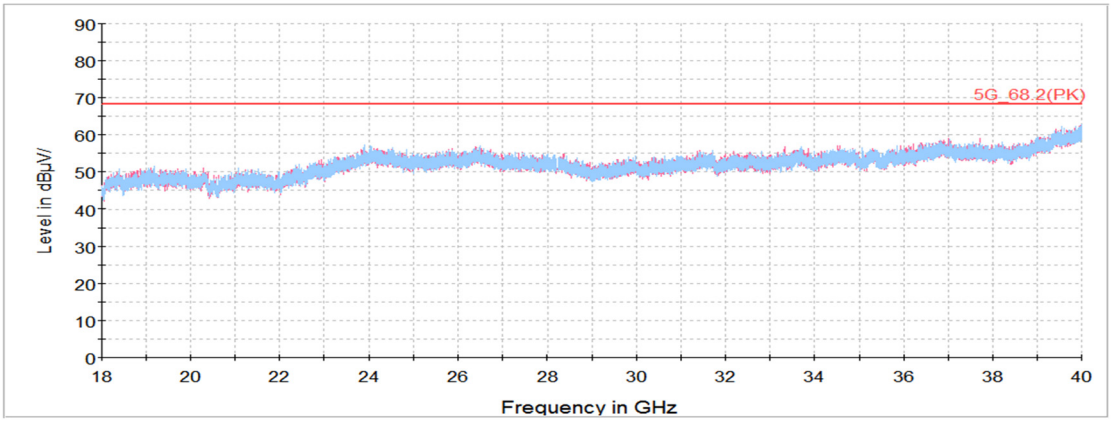

802.11a_UNII-2C

Lowest Channel (5 500 ㎒)

Frequency	Pol.	Reading	Ant. Factor	Amp.+Cable	DCCF	Result	Limit	Margin
(㎒)	(V/H)	(dB(㎶))	(dB)	(dB)	(dB)	(dB(㎶/m))	(dB(㎶/m))	(dB)
Peak data								
1 294.59	H	70.86	27.08	-50.41	-	47.53	68.20	20.67
5 459.64[1)]	H	47.84	34.46	-27.35	-	54.95	74.00	19.05
11 001.53[1)]	V	55.98	37.90	-51.37	-	42.51	74.00	31.49
16 500.69	H	52.40	41.10	-45.33	-	48.17	68.20	20.03
Average Data								
5 459.64[1)]	H	39.79	34.46	-27.35	0.30	47.20	54.00	6.80

Average data	
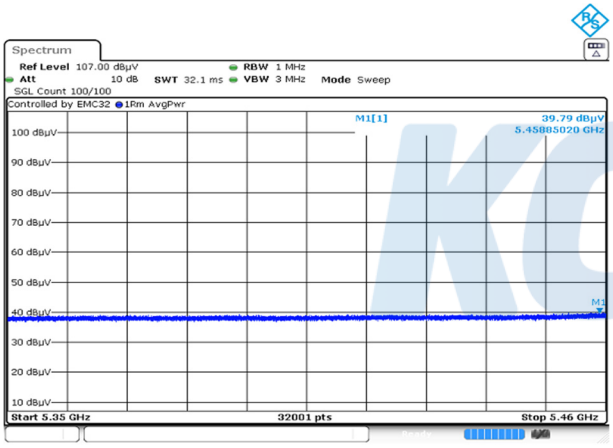	Blank

Horizontal/Vertical for Band-edge

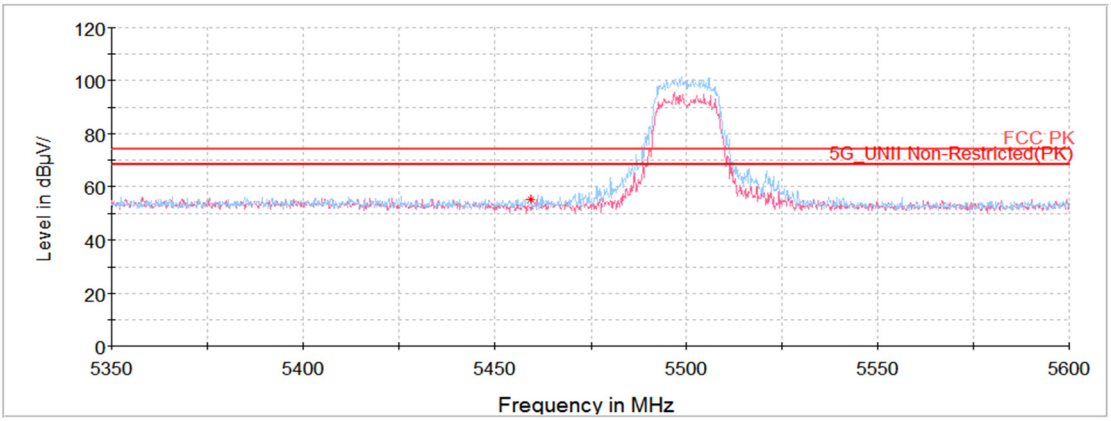

Horizontal/Vertical for 1 ㎓ ~ 6.5 ㎓

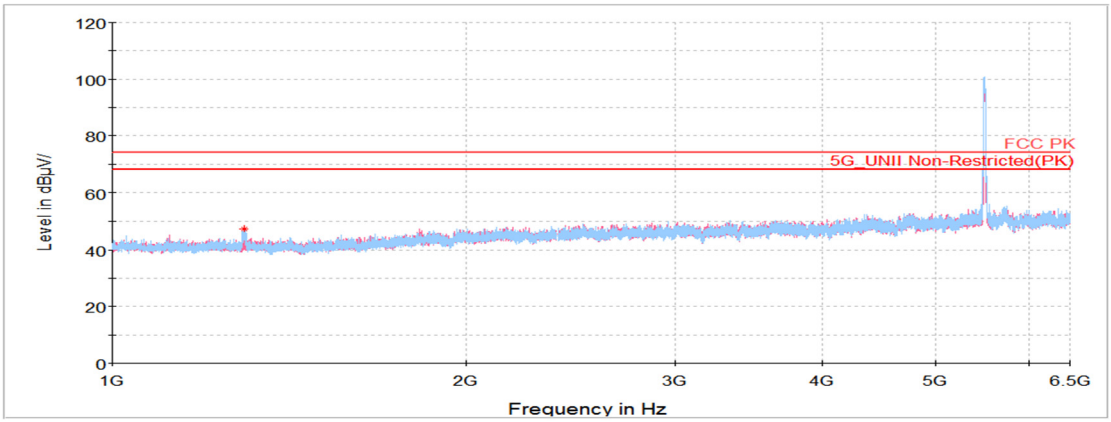

Horizontal/Vertical for 6.5 ㎓ ~ 18 ㎓

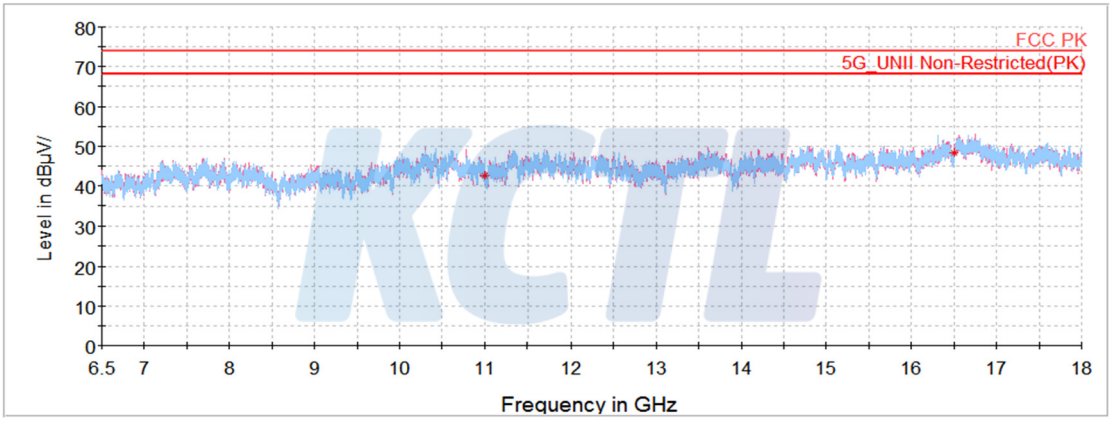

Horizontal/Vertical for 18 ㎓ ~ 40 ㎓

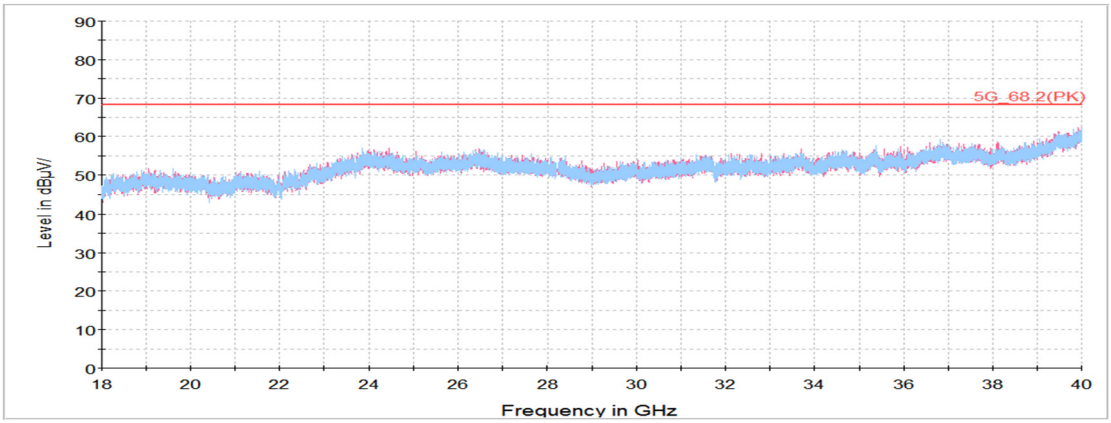

Middle Channel (5 600 ㎒)

Frequency	Pol.	Reading	Ant. Factor	Amp.+Cable	DCCF	Result	Limit	Margin
(㎒)	(V/H)	(dB(㎶))	(dB)	(dB)	(dB)	(dB(㎶/m))	(dB(㎶/m))	(dB)
Peak data								
1 397.55[1)]	H	71.38	27.14	-50.39	-	48.13	74.00	25.87
11 199.91[1)]	V	61.47	38.06	-50.08	-	49.45	74.00	24.55
16 799.33	H	56.13	41.40	-45.78	-	51.75	68.20	16.45
Average Data								
No spurious emissions were detected within 20 ㏈ of the limit.								

KCTL

Horizontal/Vertical for 1 ㎓ ~ 6.5 ㎓

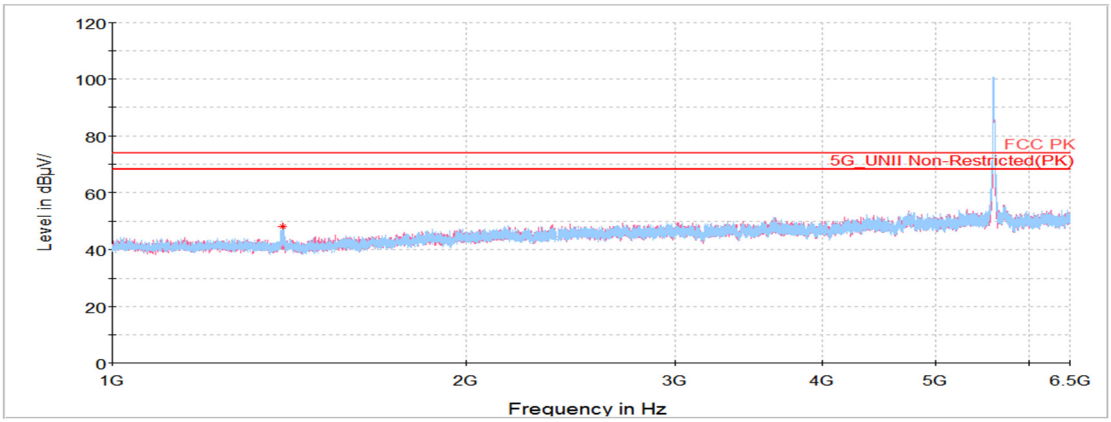

Horizontal/Vertical for 6.5 ㎓ ~ 18 ㎓

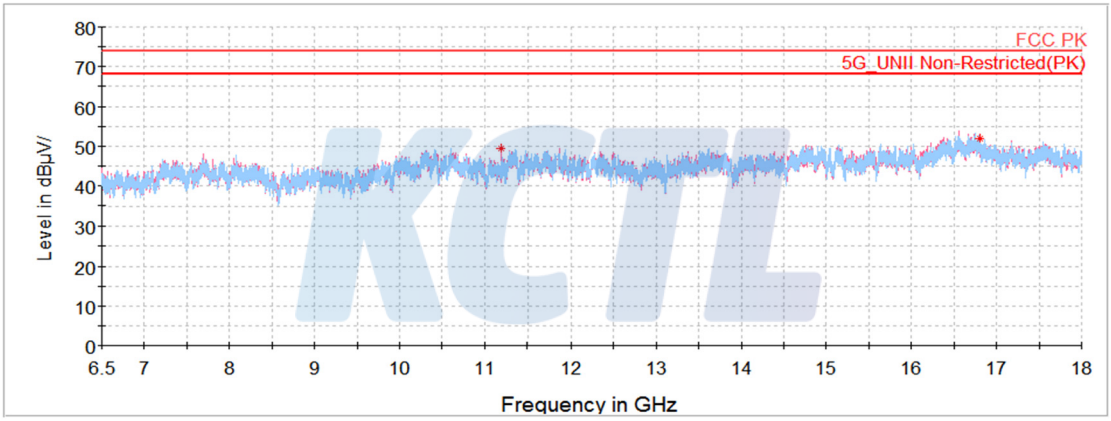

Horizontal/Vertical for 18 ㎓ ~ 40 ㎓

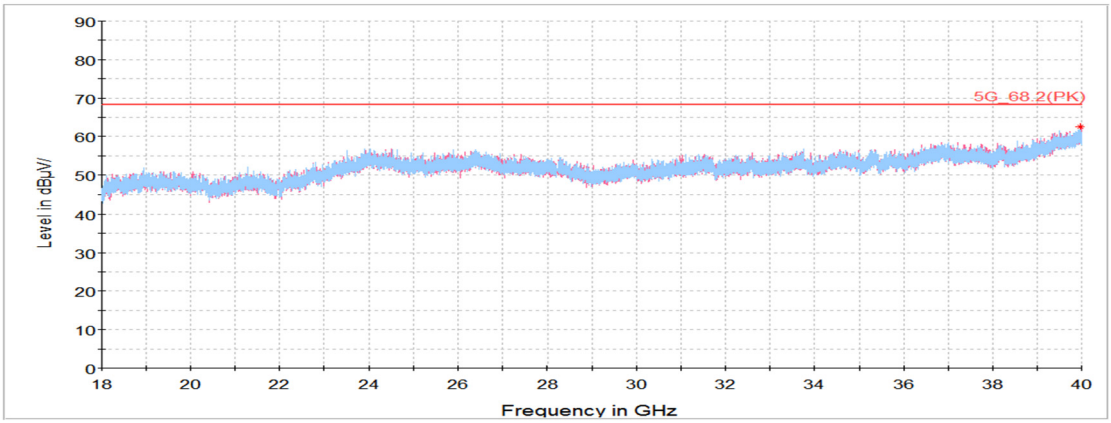

Highest Channel (5 700 ㎒)

Frequency	Pol.	Reading	Ant. Factor	Amp.+Cable	DCCF	Result	Limit	Margin
(㎒)	(V/H)	(dB(㎶))	(dB)	(dB)	(dB)	(dB(㎶/m))	(dB(㎶/m))	(dB)
Peak data								
5 725.19	H	55.72	35.07	-25.92	-	64.87	68.20	3.33
11 399.72[1)]	V	54.54	37.94	-50.19	-	42.29	74.00	31.71
17 100.48	V	52.43	41.26	-47.26	-	46.43	68.20	21.77
Average Data								
No spurious emissions were detected within 20 ㏈ of the limit.								

Horizontal/Vertical for Band-edge

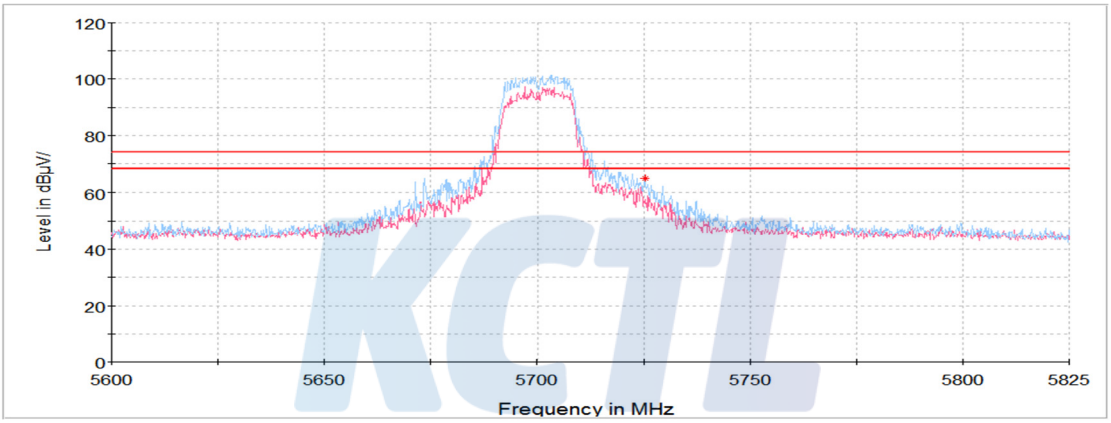

Horizontal/Vertical for 1 ㎓ ~ 6.5 ㎓

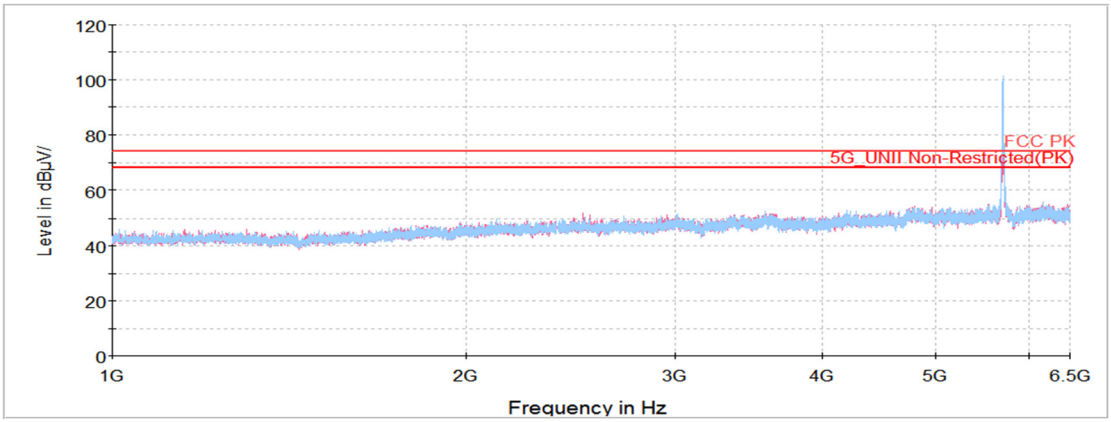

Horizontal/Vertical for 6.5 ㎓ ~ 18 ㎓

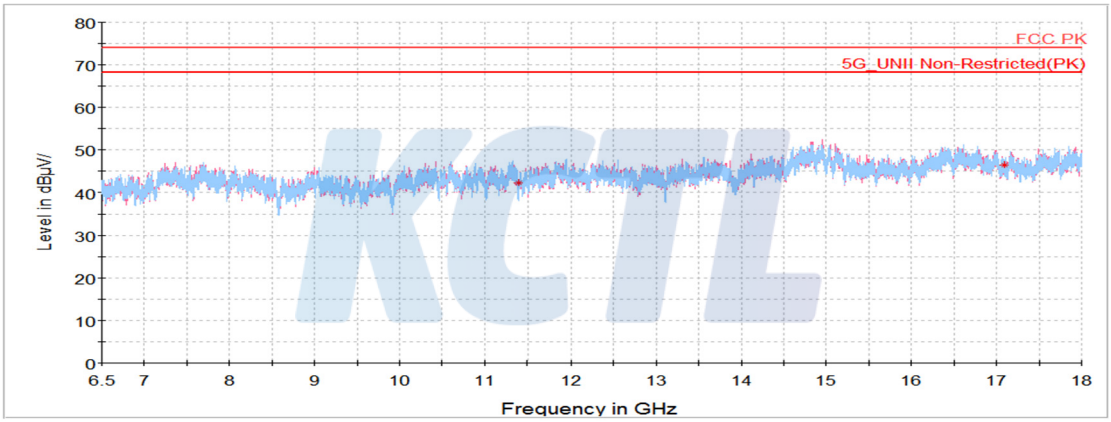
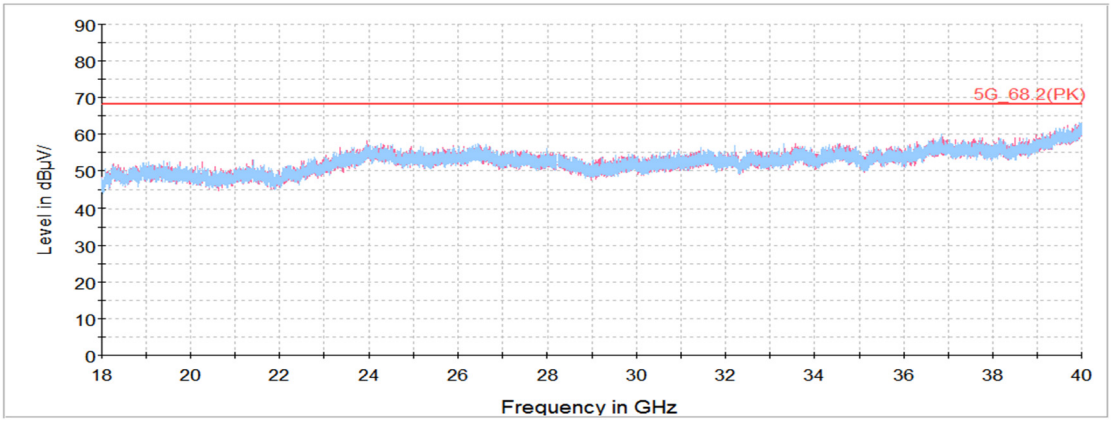
Horizontal/Vertical for 18 ㎓ ~ 40 ㎓