Straddle Channel (5 720 ㎒)

Frequency	Pol.	Reading	Ant. Factor	Amp.+Cable	DCCF	Result	Limit	Margin
(㎒)	(V/H)	(dB(㎶))	(dB)	(dB)	(dB)	(dB(㎶/m))	(dB(㎶/m))	(dB)
Peak data								
1 515.63[1)]	H	70.20	27.32	-50.07	-	47.45	74.00	26.55
11 440.69[1)]	H	55.95	38.25	-48.50	-	45.70	74.00	28.30
17 160.14	V	55.06	41.23	-46.46	-	49.83	68.20	18.37
Average Data								
No spurious emissions were detected within 20 ㏈ of the limit.								

KCTL

Horizontal/Vertical for 1 ㎓ ~ 6.5 ㎓

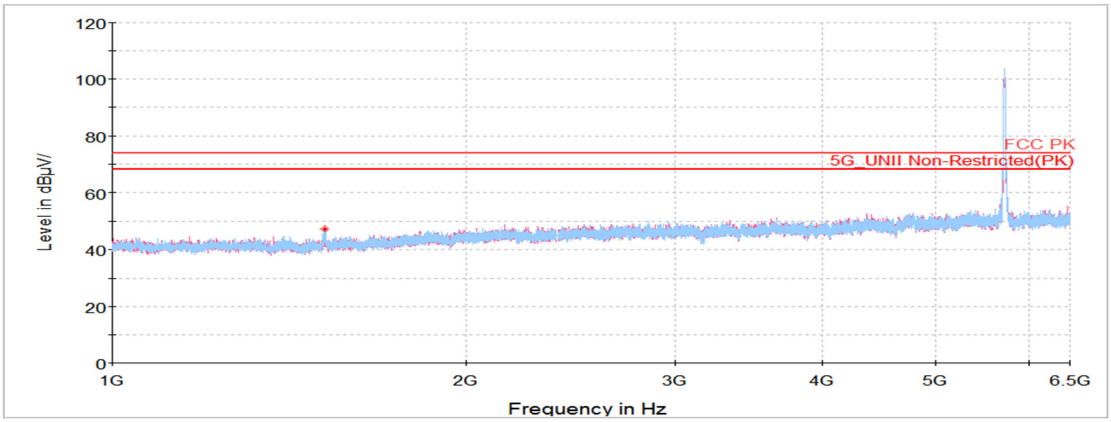

Horizontal/Vertical for 6.5 ㎓ ~ 18 ㎓

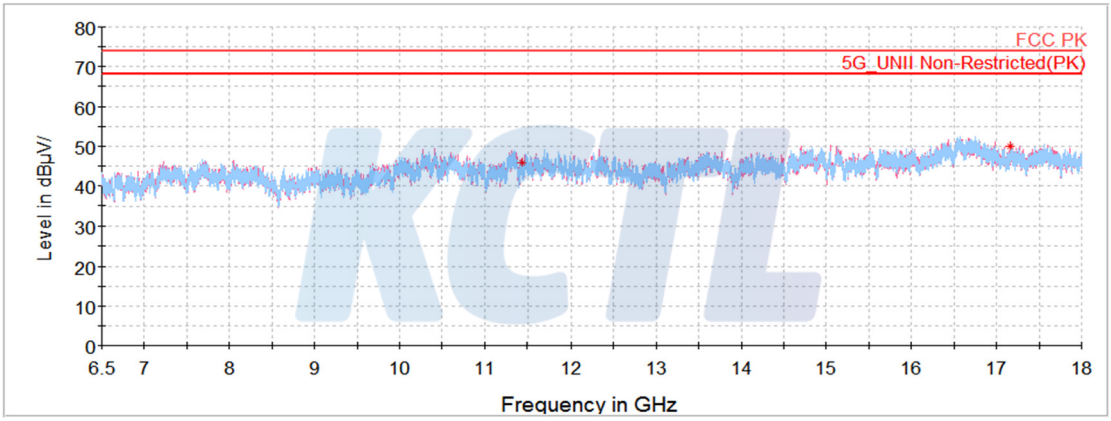

Horizontal/Vertical for 18 ㎓ ~ 40 ㎓

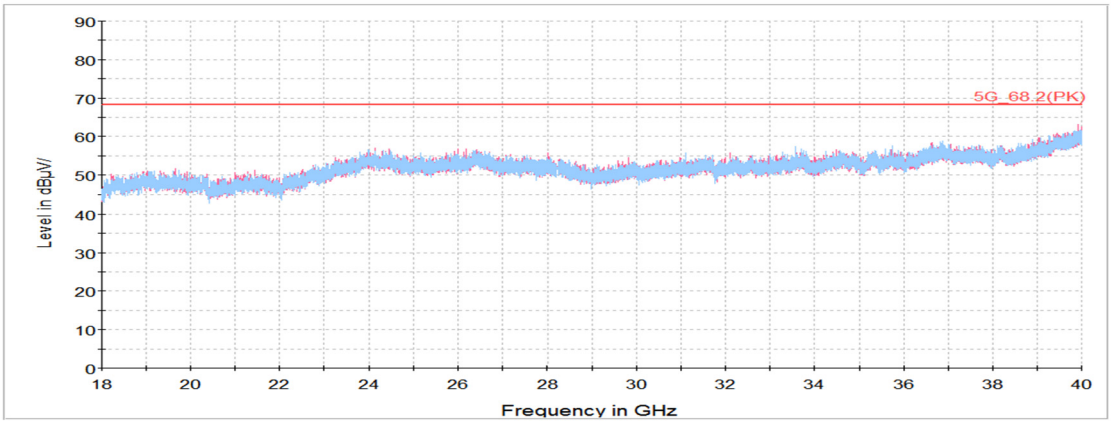

802.11n HT20_UNII-2C

Lowest Channel (5 500 ㎒)

Frequency	Pol.	Reading	Ant. Factor	Amp.+Cable	DCCF	Result	Limit	Margin
(㎒)	(V/H)	(dB(㎶))	(dB)	(dB)	(dB)	(dB(㎶/m))	(dB(㎶/m))	(dB)
Peak data								
1 295.11	H	70.21	27.08	-50.41	-	46.88	68.20	21.32
5 459.71[1)]	H	49.41	34.46	-27.35	-	56.52	74.00	17.48
11 000.45[1)]	H	57.58	37.90	-51.38	-	44.10	74.00	29.90
16 500.69	H	52.34	41.10	-45.33	-	48.11	68.20	20.09
Average Data								
5 459.71[1)]	H	40.54	34.46	-27.35	0.35	48.00	54.00	6.00

Average data

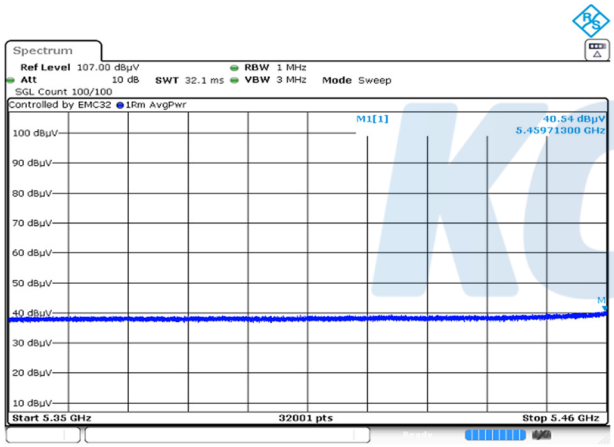

Blank

Horizontal/Vertical for Band-edge

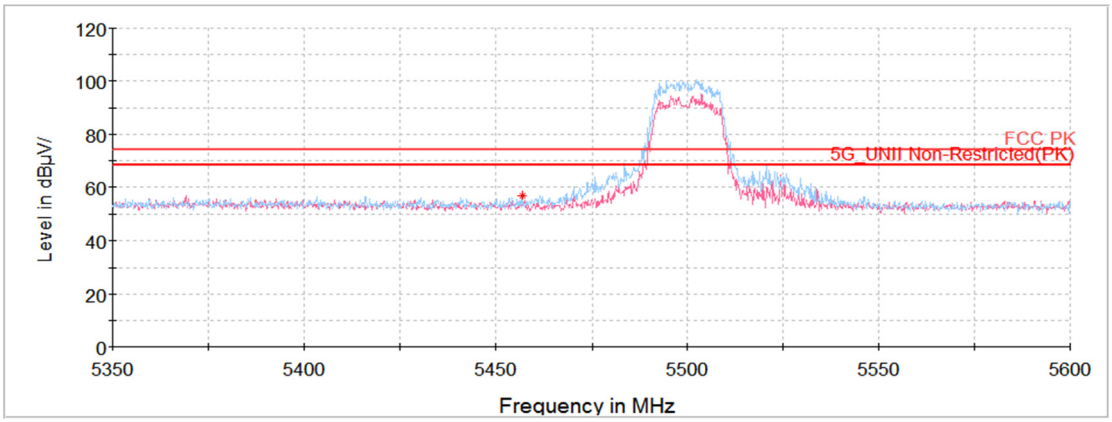

Horizontal/Vertical for 1 ㎓ ~ 6.5 ㎓

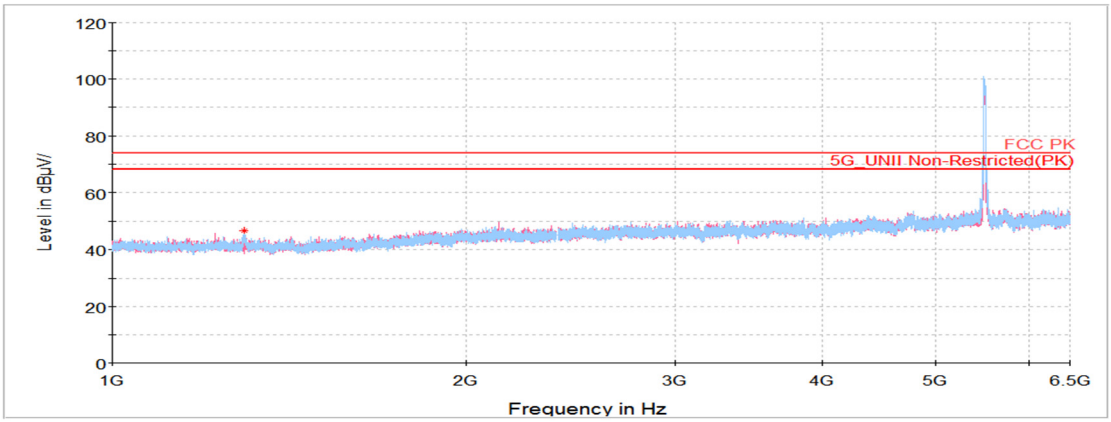

Horizontal/Vertical for 6.5 ㎓ ~ 18 ㎓

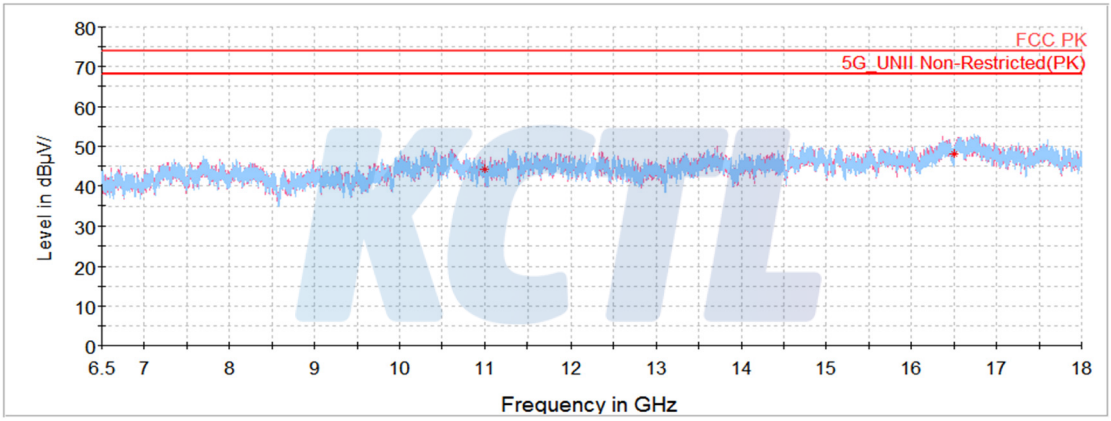

Horizontal/Vertical for 18 ㎓ ~ 40 ㎓

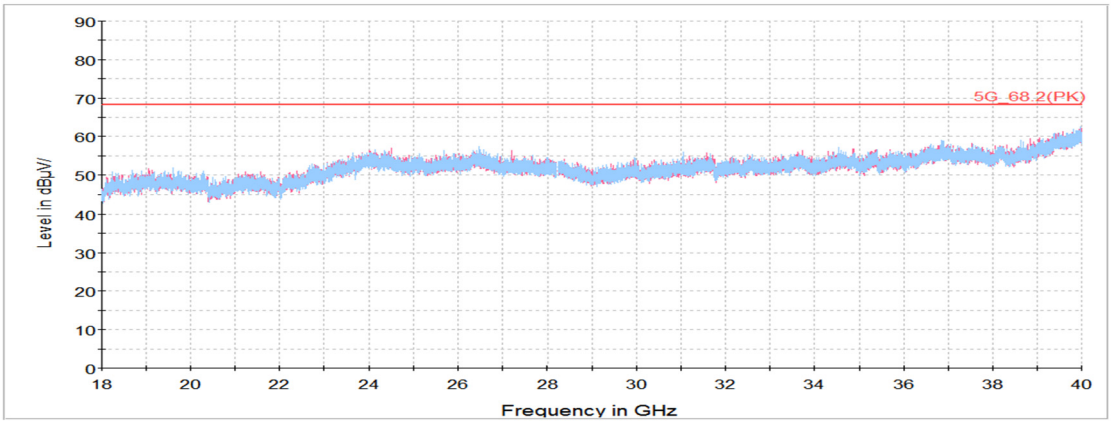

Middle Channel (5 600 ㎒)

Frequency	Pol.	Reading	Ant. Factor	Amp.+Cable	DCCF	Result	Limit	Margin
(㎒)	(V/H)	(dB(㎶))	(dB)	(dB)	(dB)	(dB(㎶/m))	(dB(㎶/m))	(dB)
Peak data								
1 395.48[1)]	H	71.89	27.14	-50.39	-	48.64	74.00	25.36
11 199.91[1)]	V	59.95	38.06	-50.08	-	47.93	74.00	26.07
16 800.41	V	54.98	41.40	-45.78	-	50.60	68.20	17.60
Average Data								
No spurious emissions were detected within 20 ㏈ of the limit.								

KCTL

Horizontal/Vertical for 1 ㎓ ~ 6.5 ㎓

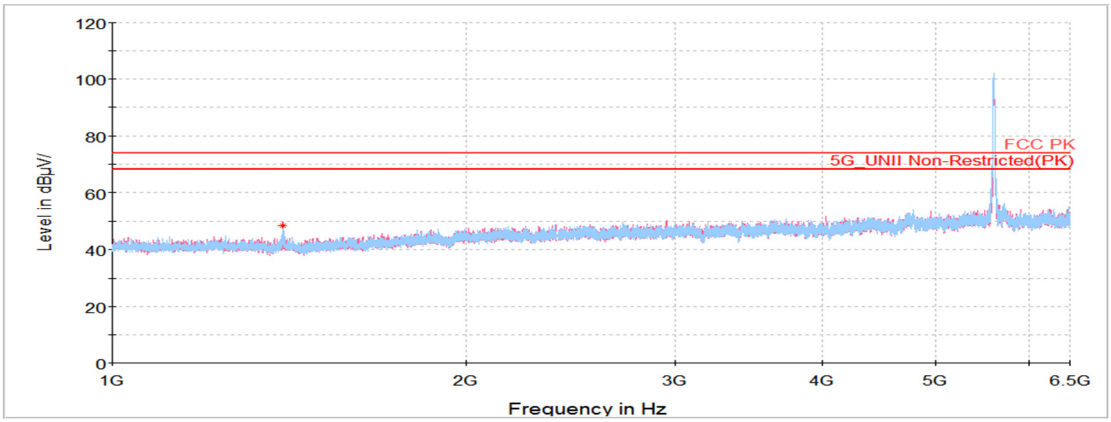

Horizontal/Vertical for 6.5 ㎓ ~ 18 ㎓

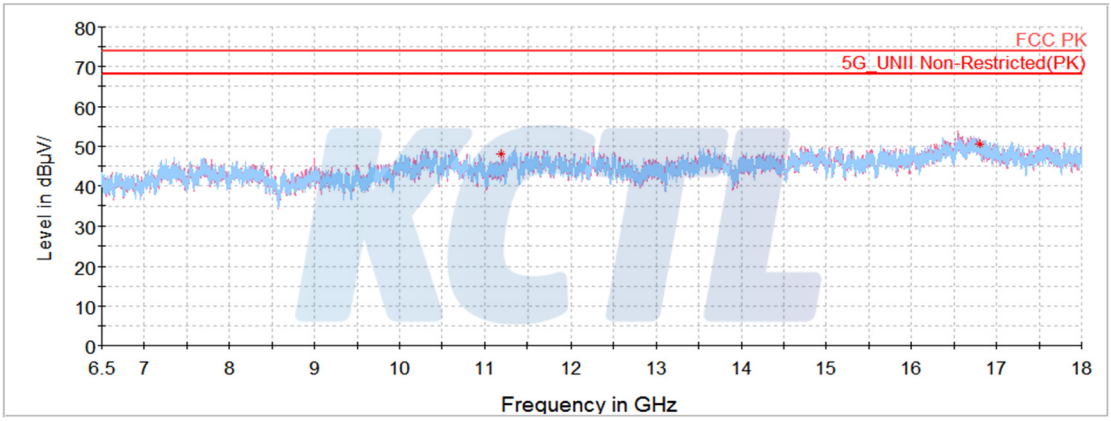

Horizontal/Vertical for 18 ㎓ ~ 40 ㎓

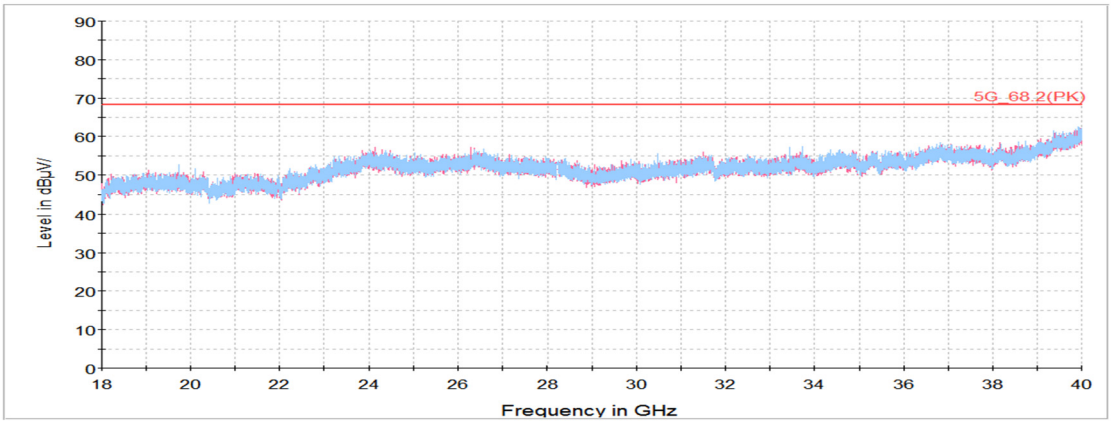

Highest Channel (5 700 ㎒)

Frequency	Pol.	Reading	Ant. Factor	Amp.+Cable	DCCF	Result	Limit	Margin
(㎒)	(V/H)	(dB(㎶))	(dB)	(dB)	(dB)	(dB(㎶/m))	(dB(㎶/m))	(dB)
Peak data								
5 725.02	H	54.39	35.07	-25.92	-	63.54	68.20	4.66
11 400.44[1)]	V	52.81	37.94	-50.19	-	40.56	74.00	33.44
17 100.48	H	52.87	41.26	-47.26	-	46.87	68.20	21.33
Average Data								
No spurious emissions were detected within 20 ㏈ of the limit.								

Horizontal/Vertical for Band-edge

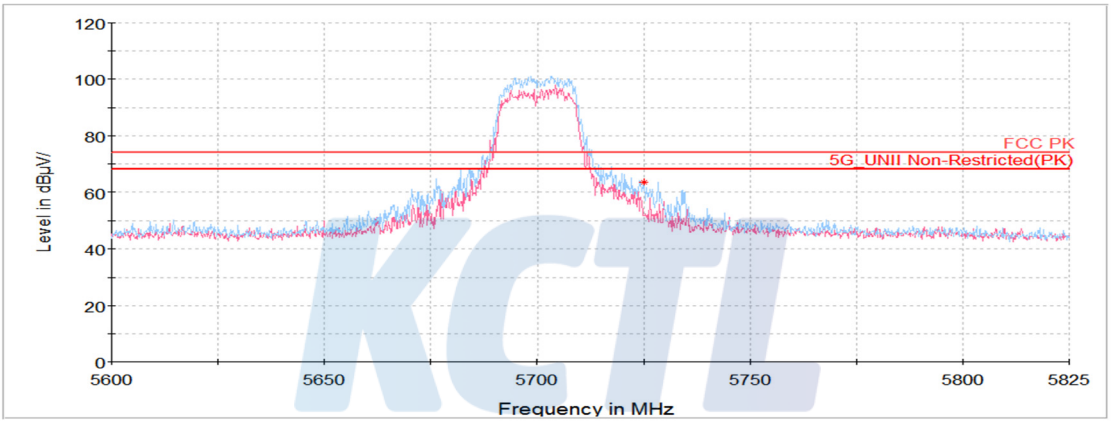

Horizontal/Vertical for 1 ㎓ ~ 6.5 ㎓

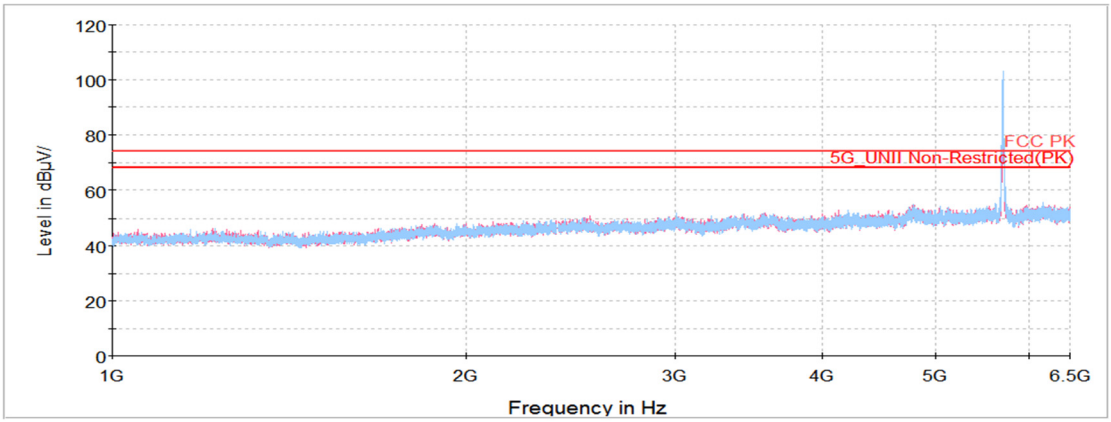

Horizontal/Vertical for 6.5 ㎓ ~ 18 ㎓

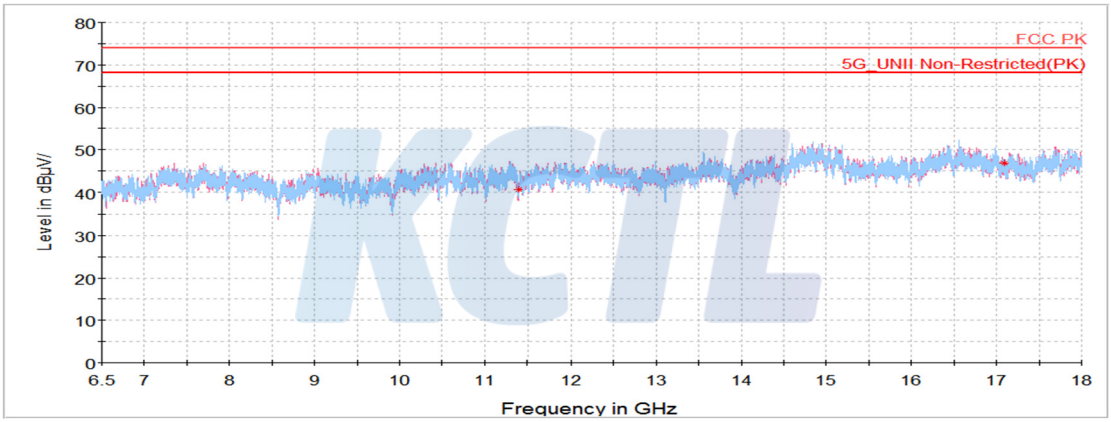

Horizontal/Vertical for 18 ㎓ ~ 40 ㎓

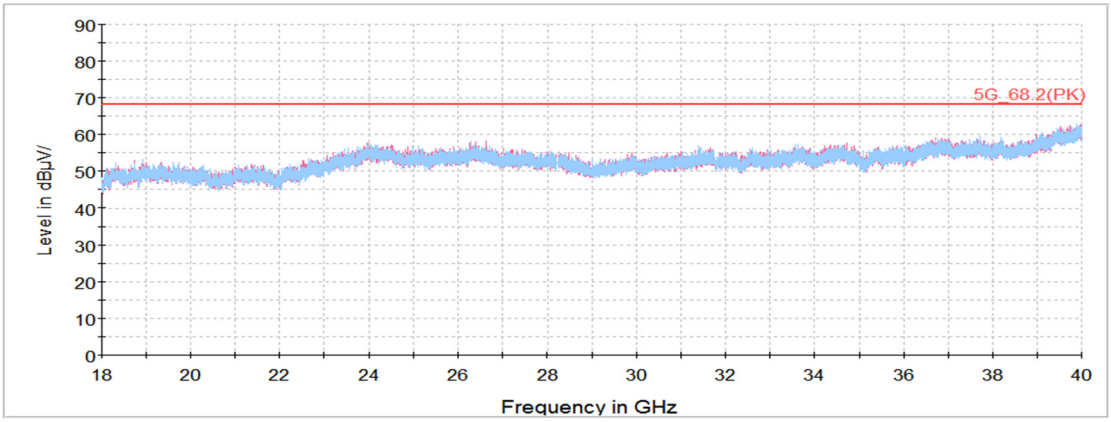

Straddle Channel (5 720 ㎒)

Frequency	Pol.	Reading	Ant. Factor	Amp.+Cable	DCCF	Result	Limit	Margin
(㎒)	(V/H)	(dB(㎶))	(dB)	(dB)	(dB)	(dB(㎶/m))	(dB(㎶/m))	(dB)
Peak data								
1 514.94[1)]	H	70.47	27.32	-50.07	-	47.72	74.00	26.28
11 440.69[1)]	H	56.08	38.25	-48.50	-	45.83	74.00	28.17
17 160.50	H	54.11	41.23	-46.46	-	48.88	68.20	19.32
Average Data								
No spurious emissions were detected within 20 ㏈ of the limit.								

KCTL

Horizontal/Vertical for 1 ㎓ ~ 6.5 ㎓

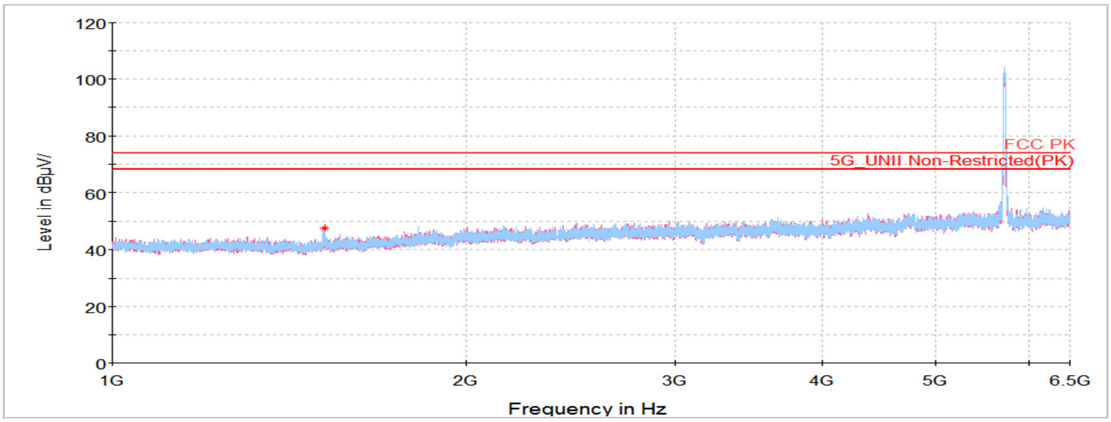

Horizontal/Vertical for 6.5 ㎓ ~ 18 ㎓

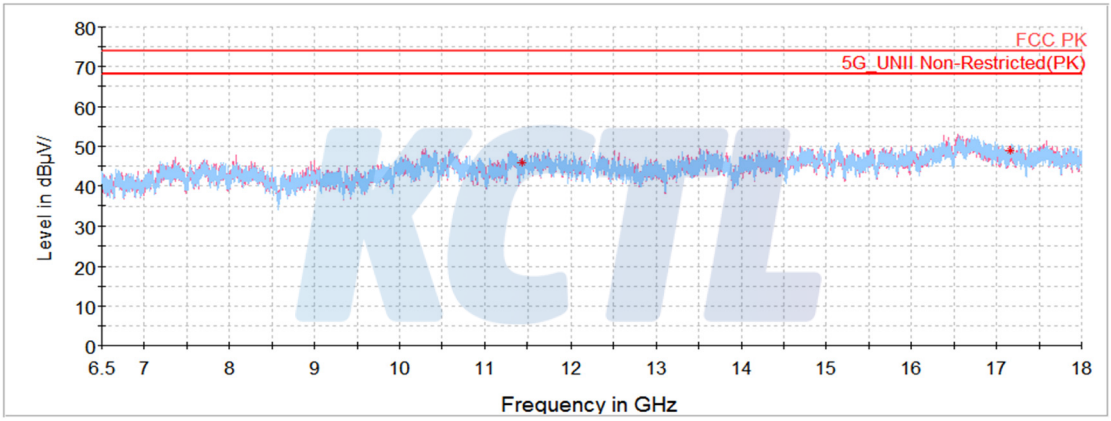

Horizontal/Vertical for 18 ㎓ ~ 40 ㎓

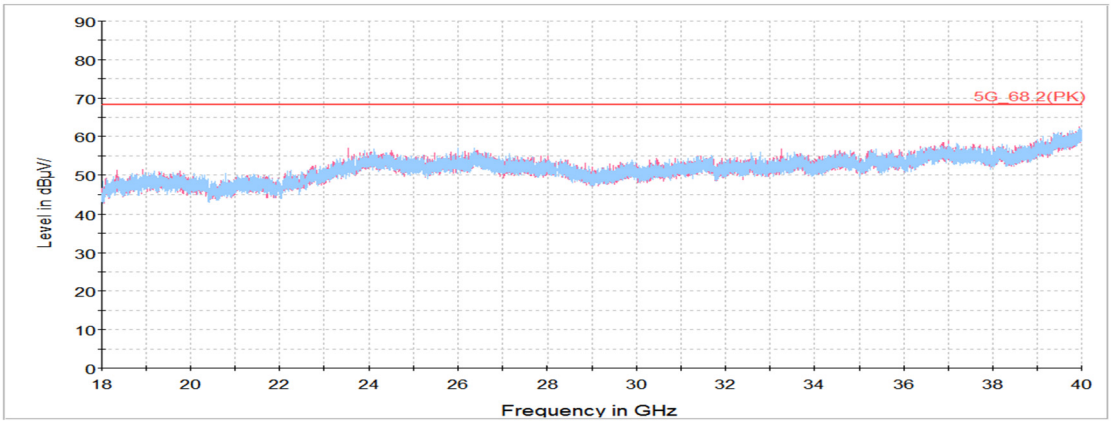

802.11n HT40_UNII-2C

Lowest Channel (5 510 ㎒)

Frequency	Pol.	Reading	Ant. Factor	Amp.+Cable	DCCF	Result	Limit	Margin
(㎒)	(V/H)	(dB(㎶))	(dB)	(dB)	(dB)	(dB(㎶/m))	(dB(㎶/m))	(dB)
Peak data								
5 454.05[1)]	H	55.83	34.45	-27.29	-	62.99	74.00	11.01
11 022.73[1)]	V	57.57	37.92	-51.24	-	44.25	74.00	29.75
16 530.88	H	54.30	41.13	-45.37	-	50.06	68.20	18.14
Average Data								
5 454.05[1)]	H	43.10	34.45	-27.29	0.66	50.92	54.00	3.08

Average data

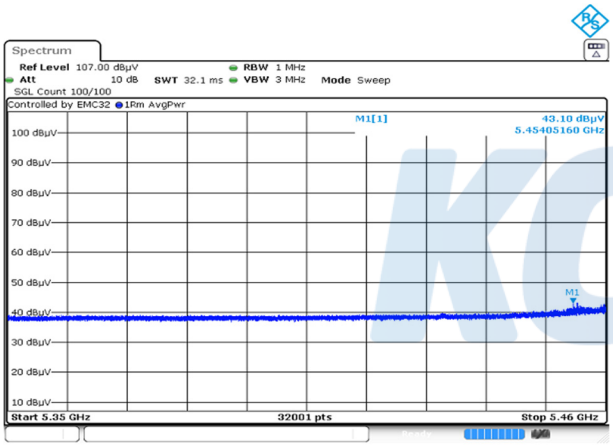

Blank

Horizontal/Vertical for Band-edge

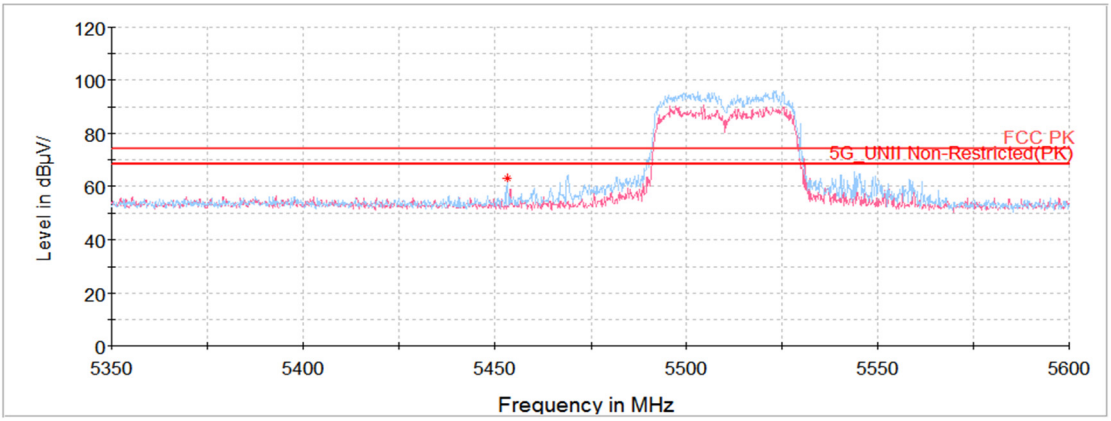

Horizontal/Vertical for 1 ㎓ ~ 6.5 ㎓

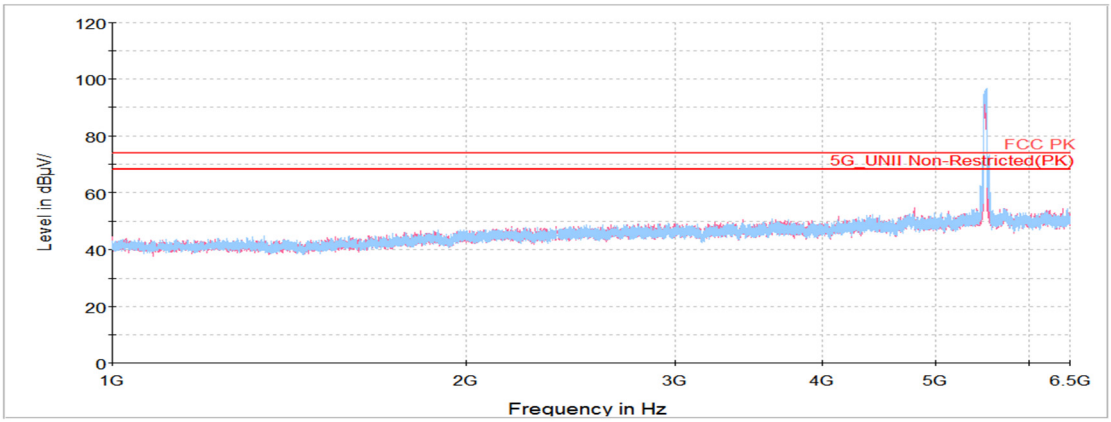

Horizontal/Vertical for 6.5 ㎓ ~ 18 ㎓

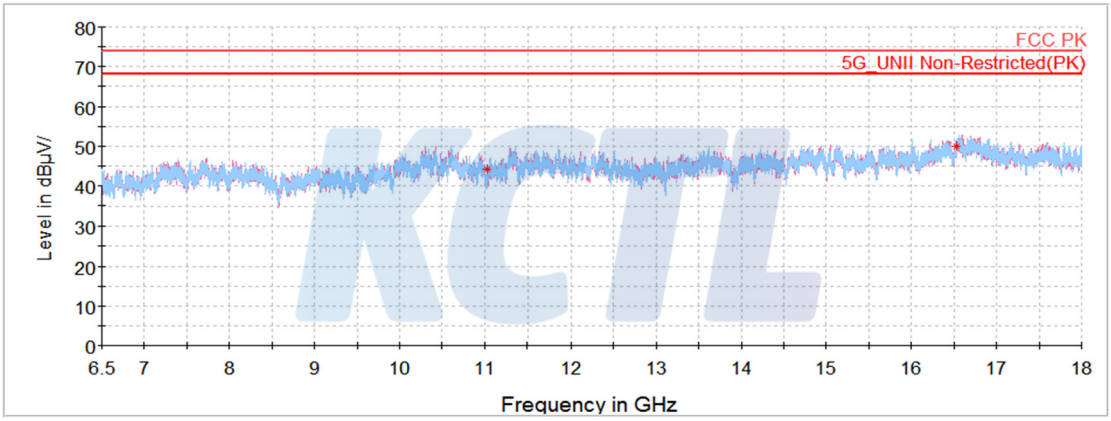

Horizontal/Vertical for 18 ㎓ ~ 40 ㎓

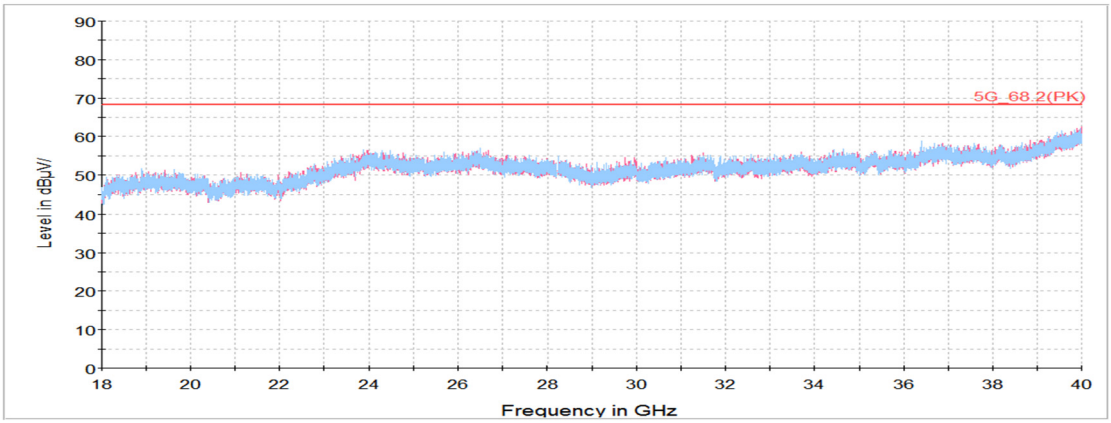

Middle Channel (5 590 ㎒)

Frequency	Pol.	Reading	Ant. Factor	Amp.+Cable	DCCF	Result	Limit	Margin
(㎒)	(V/H)	(dB(㎶))	(dB)	(dB)	(dB)	(dB(㎶/m))	(dB(㎶/m))	(dB)
Peak data								
11 180.50[1)]	V	56.17	38.04	-50.20	-	44.01	74.00	29.99
16 770.94	H	55.02	41.37	-45.74	-	50.65	68.20	17.55
Average Data								
No spurious emissions were detected within 20 ㏈ of the limit.								

KCTL

Horizontal/Vertical for 1 ㎓ ~ 6.5 ㎓

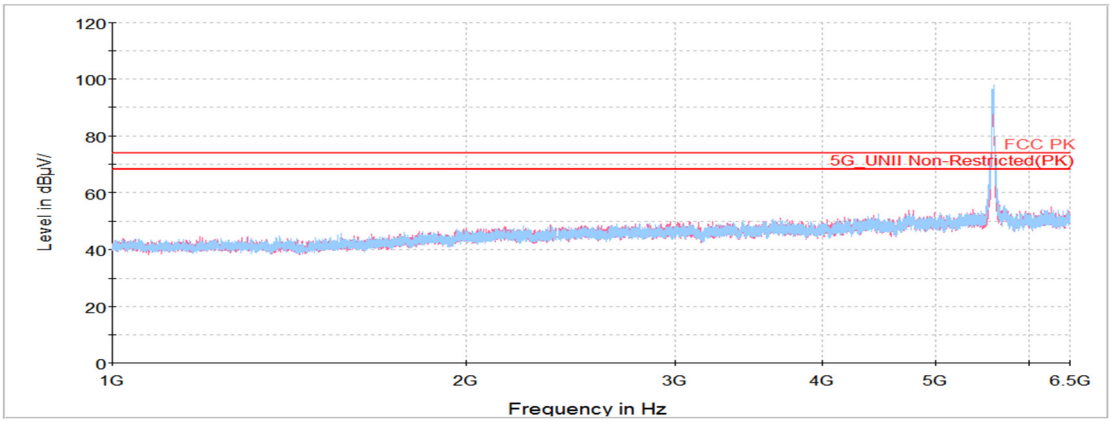

Horizontal/Vertical for 6.5 ㎓ ~ 18 ㎓

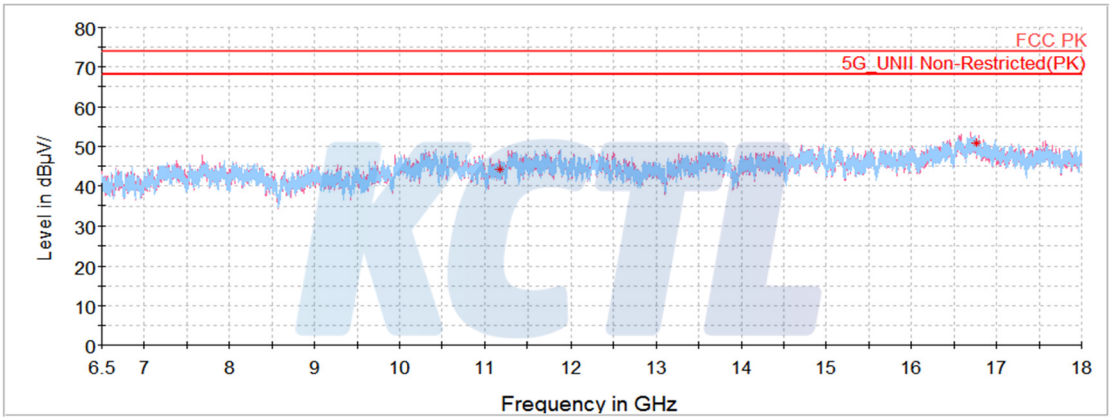
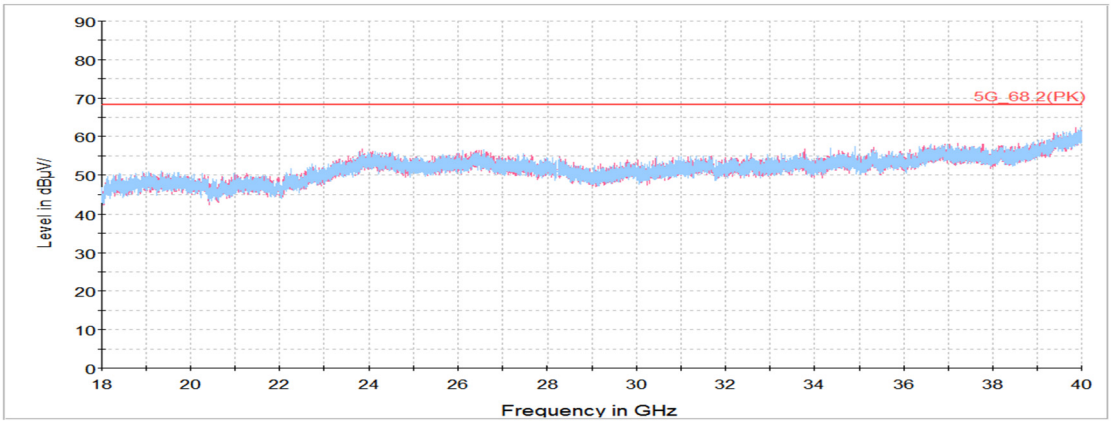
Horizontal/Vertical for 18 ㎓ ~ 40 ㎓