Highest Channel (5 670 ㎒)

Frequency	Pol.	Reading	Ant. Factor	Amp.+Cable	DCCF	Result	Limit	Margin
(㎒)	(V/H)	(dB(㎶))	(dB)	(dB)	(dB)	(dB(㎶/m))	(dB(㎶/m))	(dB)
Peak data								
5 725.53	H	47.45	35.07	-25.92	-	56.60	68.20	11.60
11 340.78[1)]	H	57.92	37.90	-50.28	-	45.54	74.00	28.46
17 010.28	V	54.02	41.30	-46.94	-	48.38	68.20	19.82
Average Data								
No spurious emissions were detected within 20 ㏈ of the limit.								

Horizontal/Vertical for Band-edge

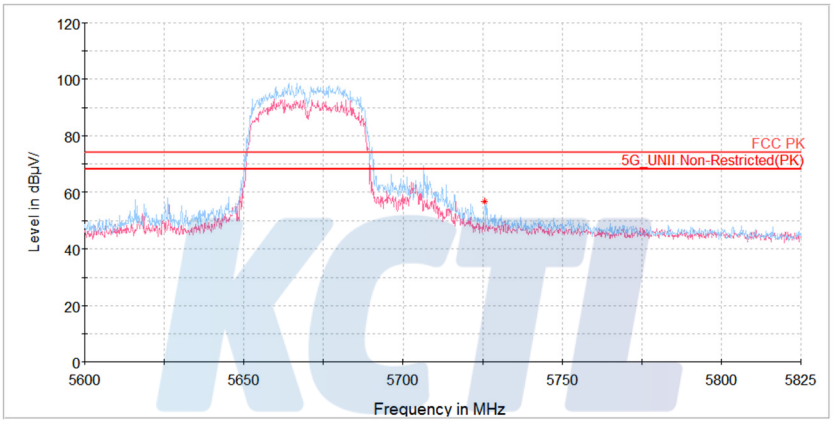

Horizontal/Vertical for 1 ㎓ ~ 6.5 ㎓

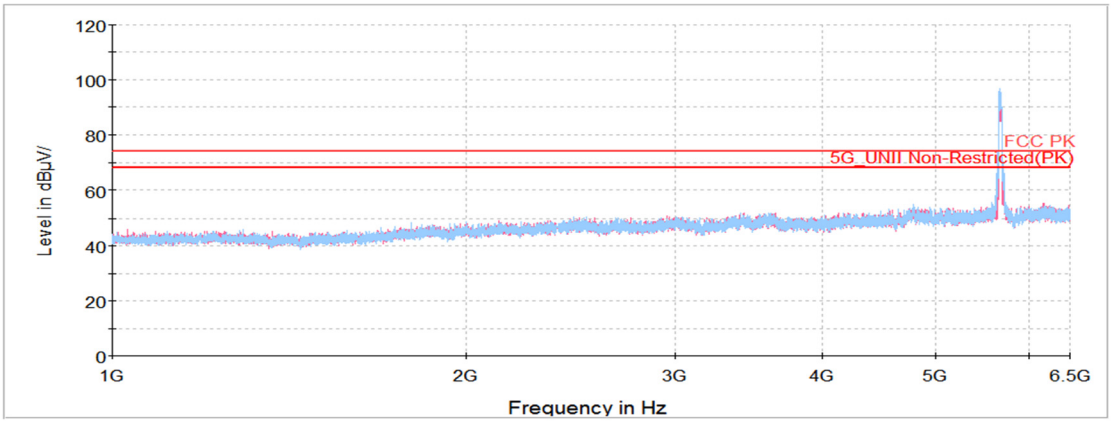

Horizontal/Vertical for 6.5 ㎓ ~ 18 ㎓

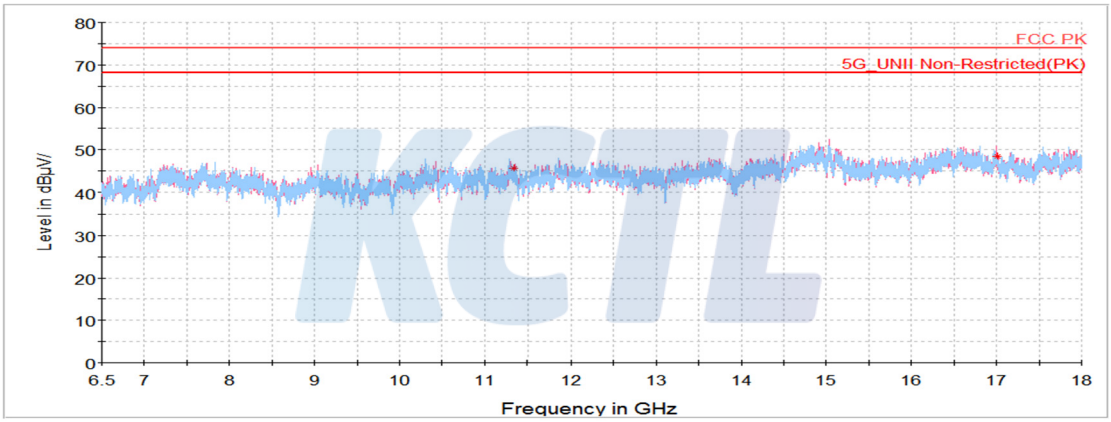

Horizontal/Vertical for 18 ㎓ ~ 40 ㎓

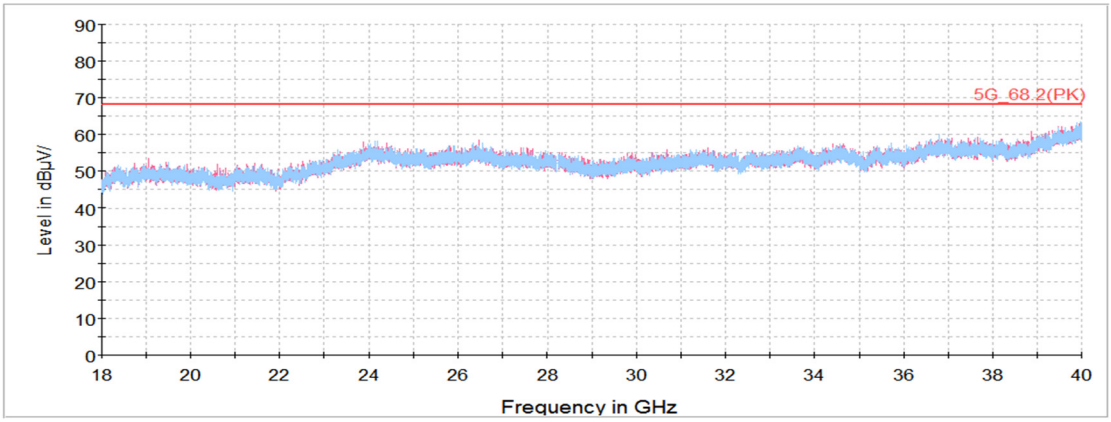

Straddle Channel (5 710 ㎒)

Frequency	Pol.	Reading	Ant. Factor	Amp.+Cable	DCCF	Result	Limit	Margin
(㎒)	(V/H)	(dB(㎶))	(dB)	(dB)	(dB)	(dB(㎶/m))	(dB(㎶/m))	(dB)
Peak data								
11 422.36[1)]	V	57.58	38.24	-48.62	-	47.20	74.00	26.80
17 129.59	H	53.80	41.23	-46.39	-	48.64	68.20	19.56
Average Data								
No spurious emissions were detected within 20 ㏈ of the limit.								

Horizontal/Vertical for 1 ㎓ ~ 6.5 ㎓

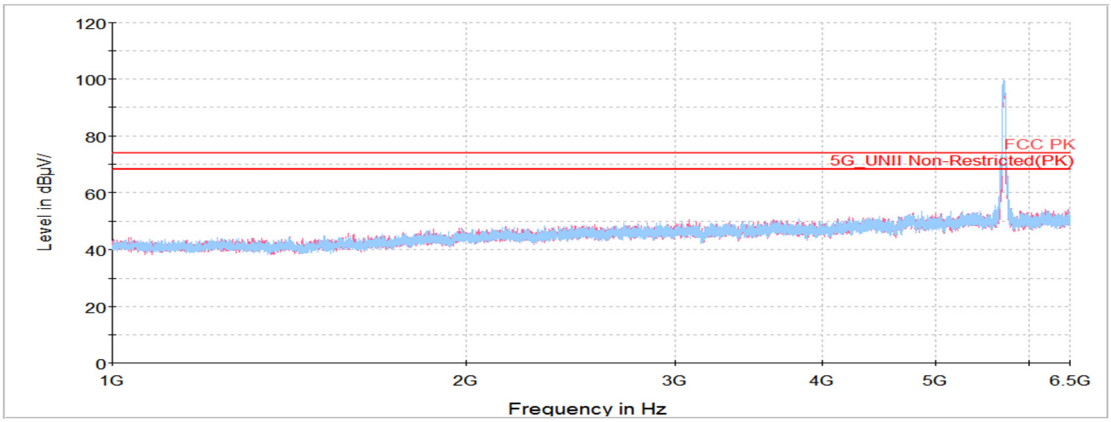

Horizontal/Vertical for 6.5 ㎓ ~ 18 ㎓

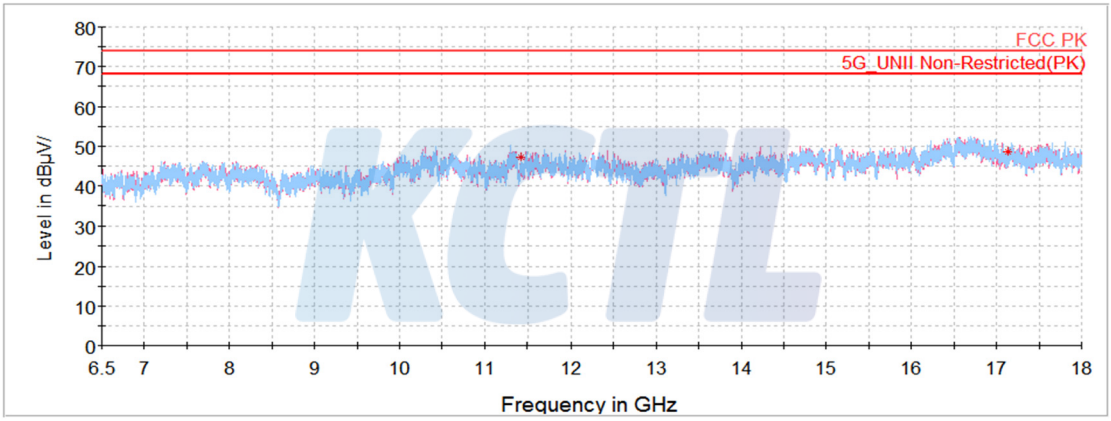

Horizontal/Vertical for 18 ㎓ ~ 40 ㎓

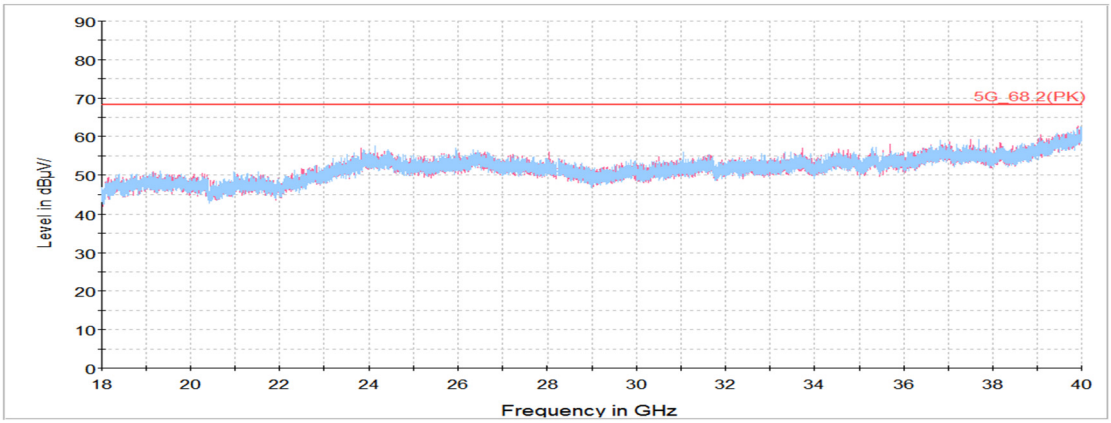

802.11ac VHT20_UNII-2C

Lowest Channel (5 500 ㎒)

Frequency	Pol.	Reading	Ant. Factor	Amp.+Cable	DCCF	Result	Limit	Margin
(㎒)	(V/H)	(dB(㎶))	(dB)	(dB)	(dB)	(dB(㎶/m))	(dB(㎶/m))	(dB)
Peak data								
1 295.11	H	71.40	27.08	-50.41	-	48.07	68.20	20.13
5 459.93[1)]	H	48.47	34.46	-27.35	-	55.58	74.00	18.42
11 000.81[1)]	V	59.17	37.90	-51.38	-	45.69	74.00	28.31
16 499.61	V	51.92	41.50	-45.33	-	48.09	68.20	20.11
Average Data								
5 459.93[1)]	H	40.73	34.46	-27.35	0.31	48.15	54.00	5.85

Average data	
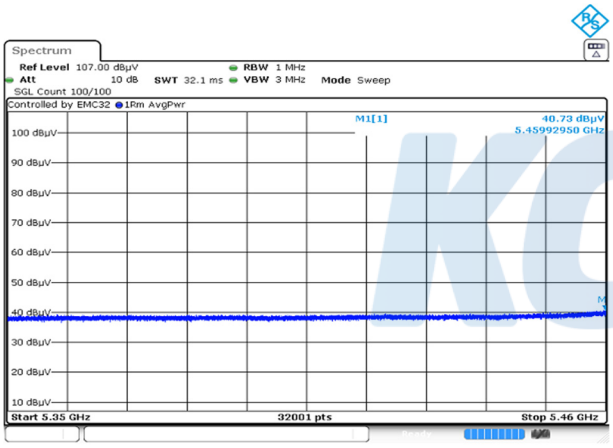	Blank

Horizontal/Vertical for Band-edge

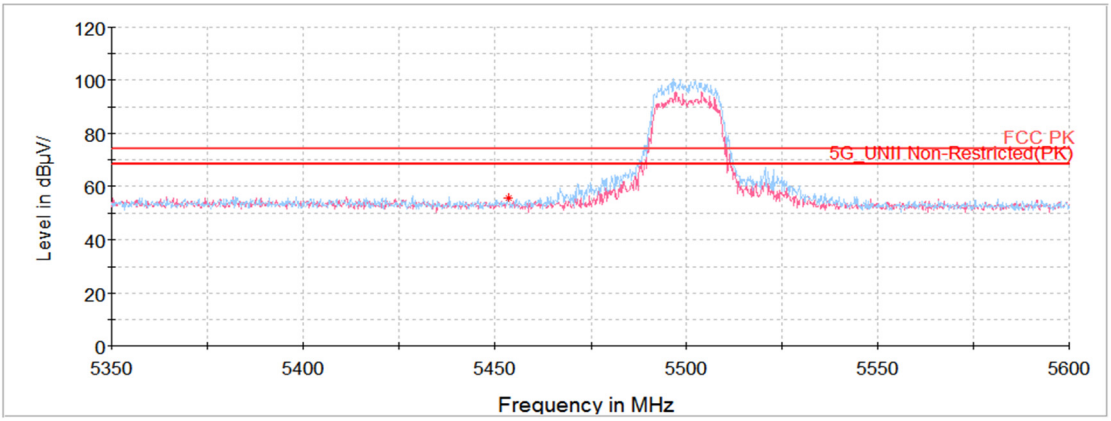

Horizontal/Vertical for 1 ㎓ ~ 6.5 ㎓

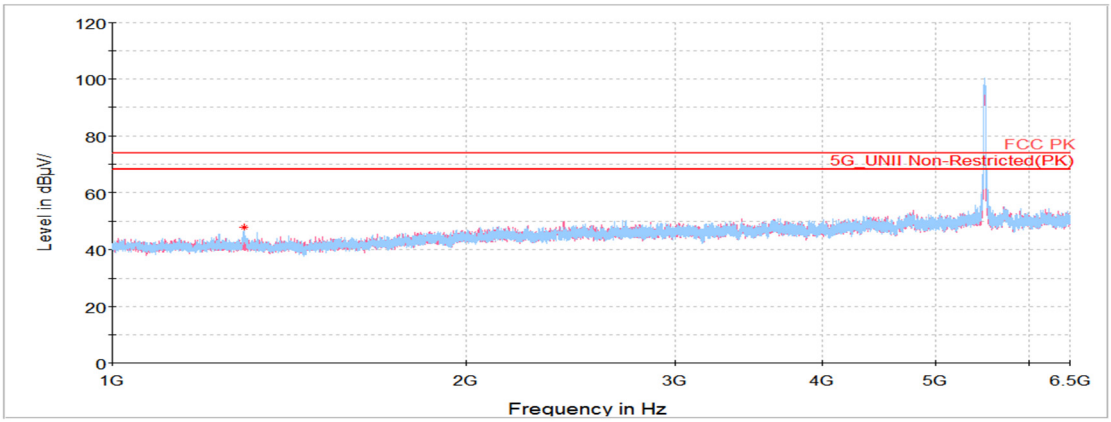

Horizontal/Vertical for 6.5 ㎓ ~ 18 ㎓

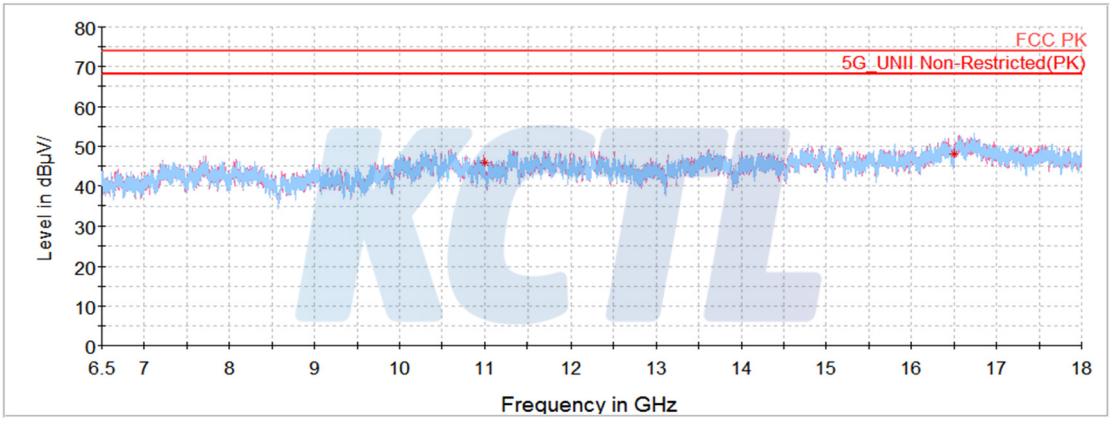

Horizontal/Vertical for 18 ㎓ ~ 40 ㎓

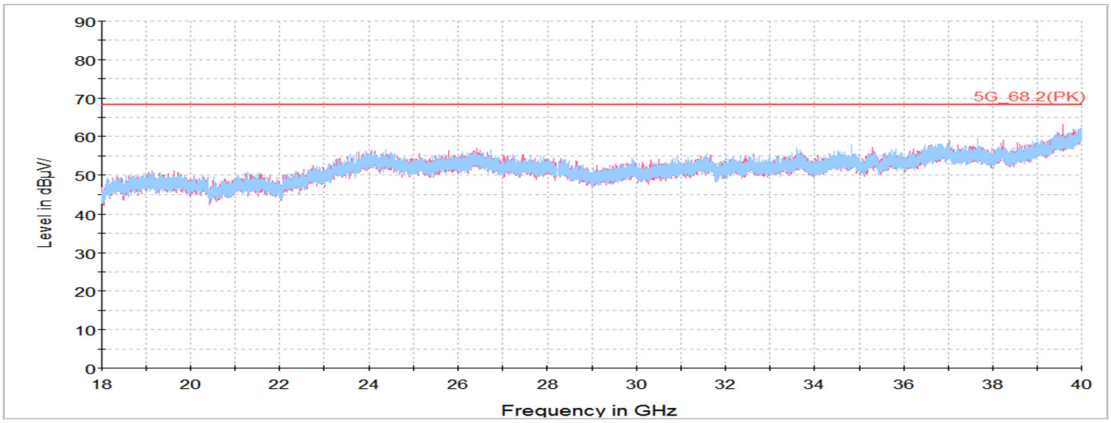

Middle Channel (5 600 ㎒)

Frequency	Pol.	Reading	Ant. Factor	Amp.+Cable	DCCF	Result	Limit	Margin
(㎒)	(V/H)	(dB(㎶))	(dB)	(dB)	(dB)	(dB(㎶/m))	(dB(㎶/m))	(dB)
Peak data								
1 393.08[1)]	H	70.91	27.14	-50.39	-	47.66	74.00	26.34
11 197.75[1)]	V	60.15	38.06	-50.09	-	48.12	74.00	25.88
16 801.13	H	55.40	41.40	-45.78	-	51.02	68.20	17.18
Average Data								
No spurious emissions were detected within 20 ㏈ of the limit.								

This test report shall not be reproduced, except in full, without the written approval

Horizontal/Vertical for 1 ㎓ ~ 6.5 ㎓

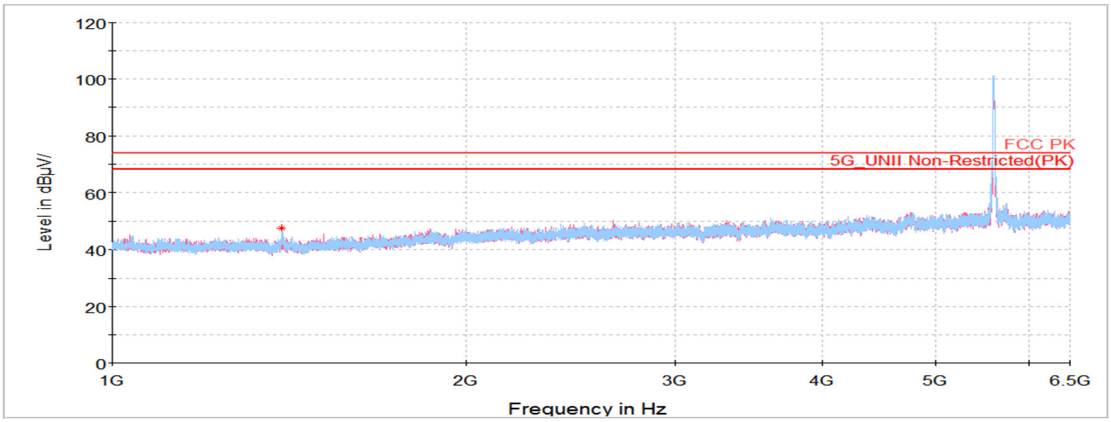

Horizontal/Vertical for 6.5 ㎓ ~ 18 ㎓

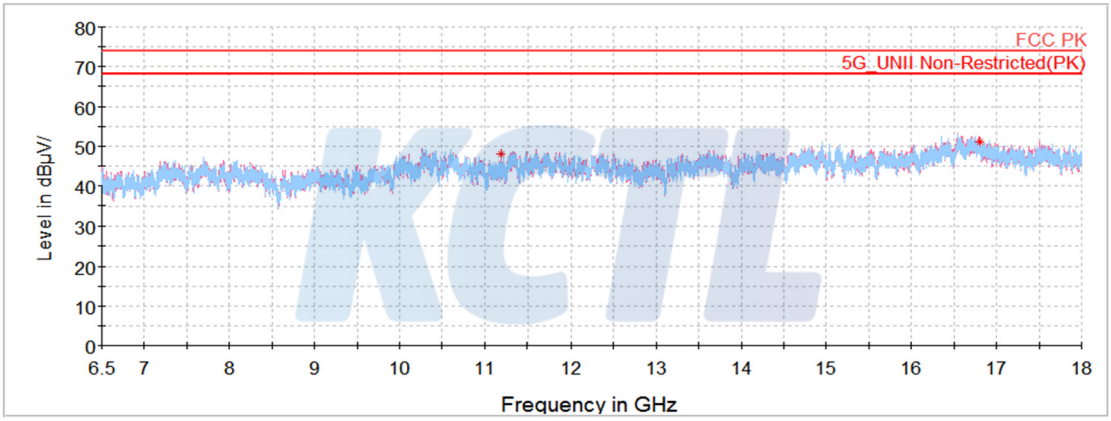

Horizontal/Vertical for 18 ㎓ ~ 40 ㎓

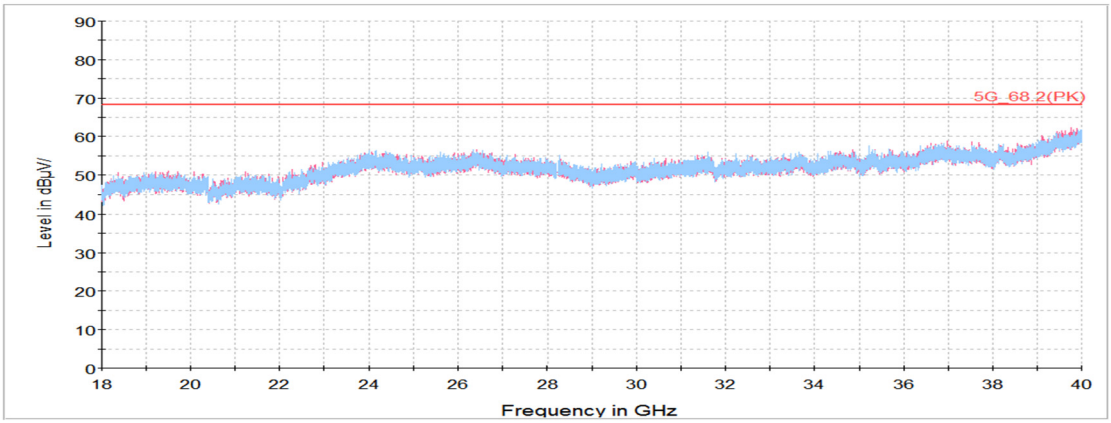

Highest Channel (5 700 ㎒)

Frequency	Pol.	Reading	Ant. Factor	Amp.+Cable	DCCF	Result	Limit	Margin
(㎒)	(V/H)	(dB(㎶))	(dB)	(dB)	(dB)	(dB(㎶/m))	(dB(㎶/m))	(dB)
Peak data								
5 725.02	H	50.49	35.07	-25.92	-	59.64	68.20	8.56
11 400.44[1)]	V	54.08	37.94	-50.19	-	41.83	74.00	32.17
17 099.77	V	52.56	41.26	-47.25	-	46.57	68.20	21.63
Average Data								
No spurious emissions were detected within 20 ㏈ of the limit.								

Horizontal/Vertical for Band-edge

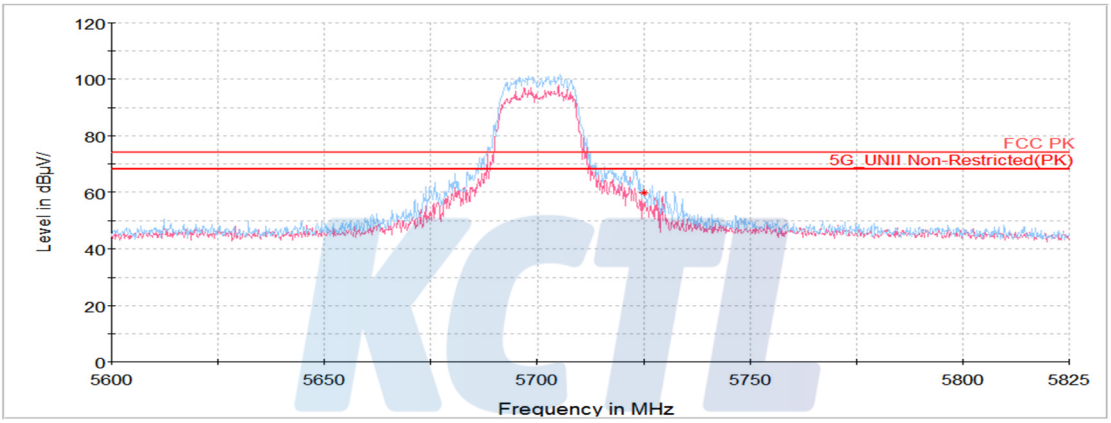

Horizontal/Vertical for 1 ㎓ ~ 6.5 ㎓

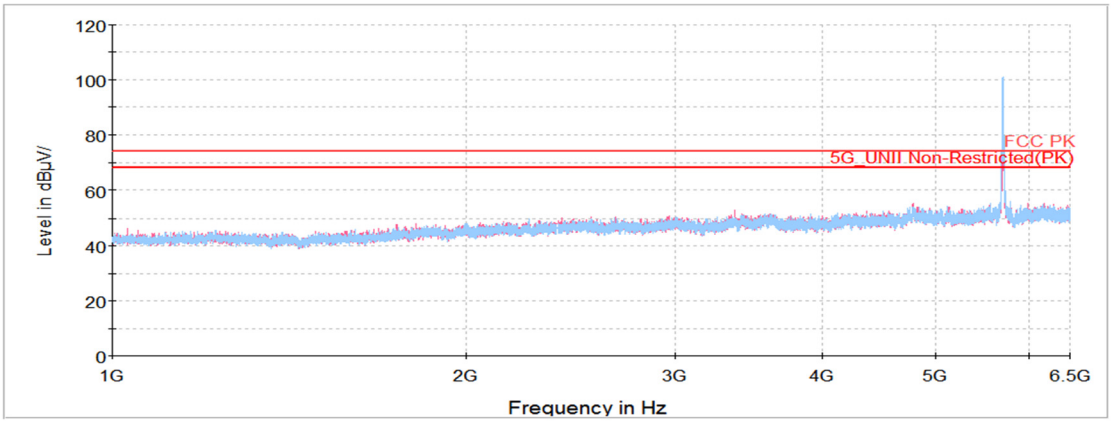

Horizontal/Vertical for 6.5 ㎓ ~ 18 ㎓

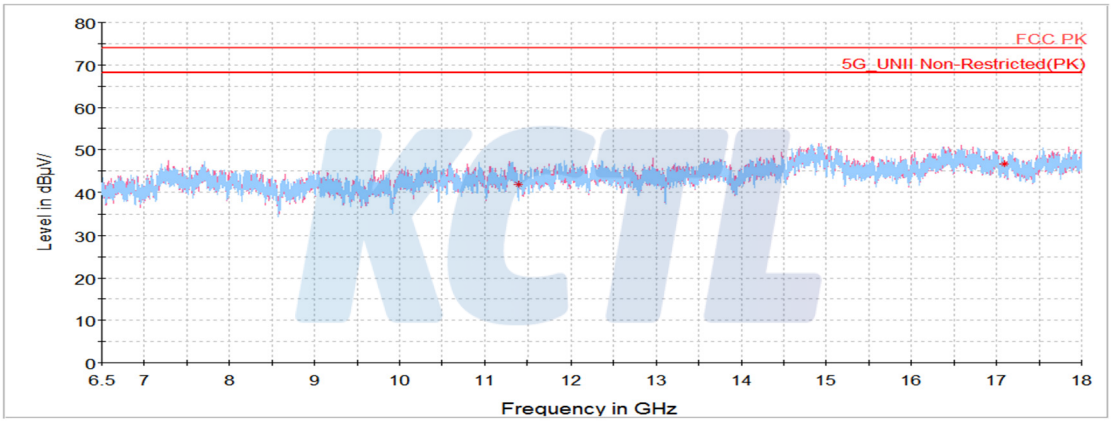

Horizontal/Vertical for 18 ㎓ ~ 40 ㎓

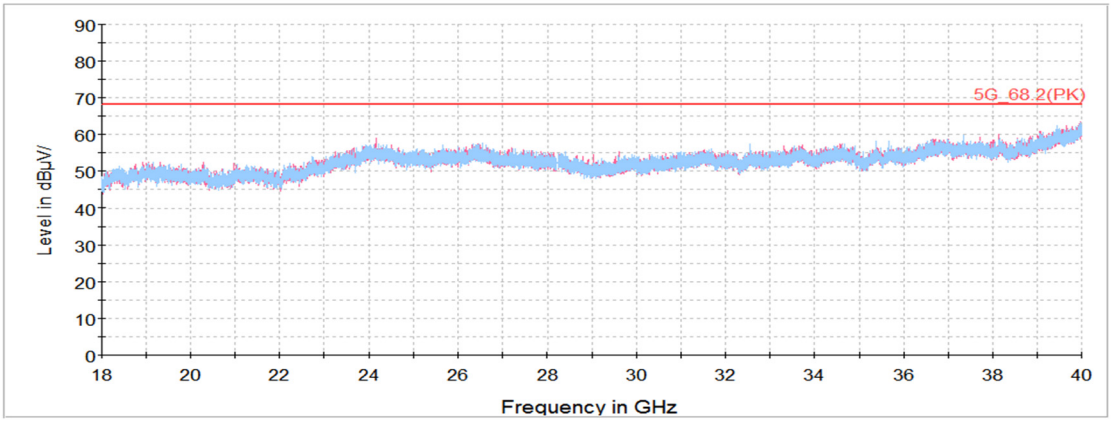

Straddle Channel (5 720 ㎒)

Frequency	Pol.	Reading	Ant. Factor	Amp.+Cable	DCCF	Result	Limit	Margin
(㎒)	(V/H)	(dB(㎶))	(dB)	(dB)	(dB)	(dB(㎶/m))	(dB(㎶/m))	(dB)
Peak data								
1 511.84[1)]	H	70.64	27.29	-50.08	-	47.85	74.00	26.15
11 440.33[1)]	V	56.05	38.25	-48.51	-	45.79	74.00	28.21
17 160.14	V	54.88	41.23	-46.46	-	49.65	68.20	18.55
Average Data								
No spurious emissions were detected within 20 ㏈ of the limit.								

KCTL

Horizontal/Vertical for 1 ㎓ ~ 6.5 ㎓

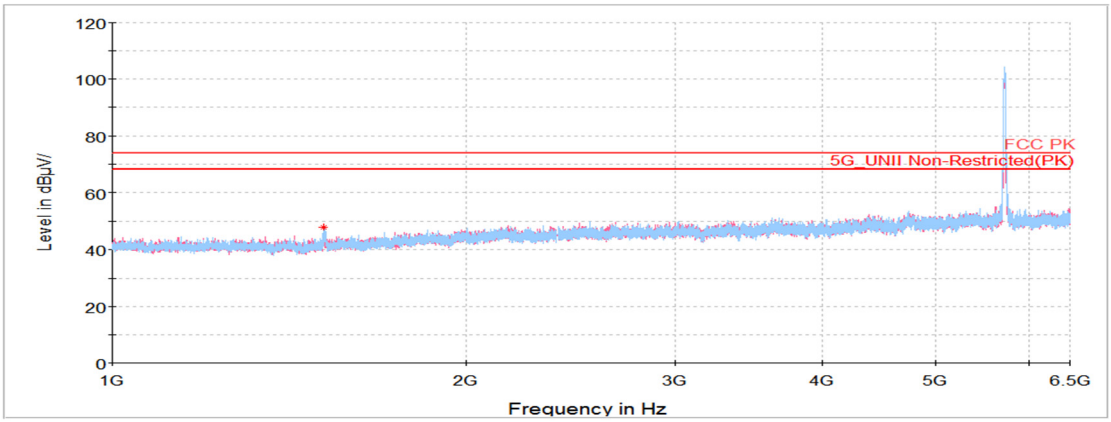

Horizontal/Vertical for 6.5 ㎓ ~ 18 ㎓

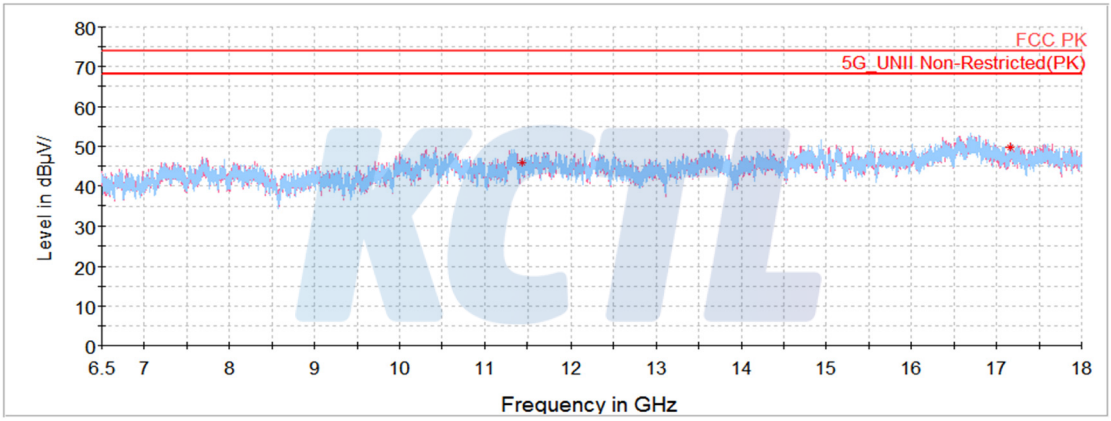

Horizontal/Vertical for 18 ㎓ ~ 40 ㎓

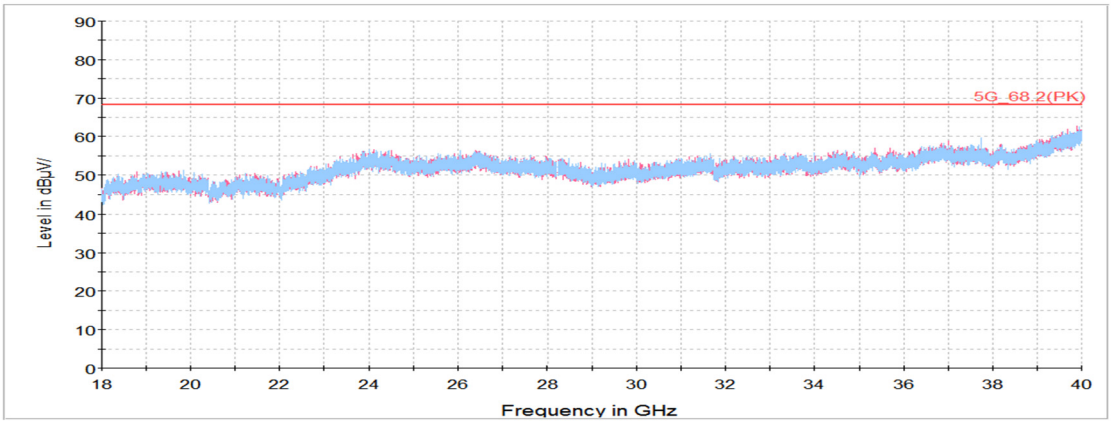

802.11ac VHT40_UNII-2C

Lowest Channel (5 510 ㎒)

Frequency	Pol.	Reading	Ant. Factor	Amp.+Cable	DCCF	Result	Limit	Margin
(㎒)	(V/H)	(dB(㎶))	(dB)	(dB)	(dB)	(dB(㎶/m))	(dB(㎶/m))	(dB)
Peak data								
5 459.54[1)]	H	52.23	34.46	-27.35	-	59.34	74.00	14.66
11 021.66[1)]	V	56.01	37.92	-51.24	-	42.69	74.00	31.31
16 503.56	V	52.13	41.10	-45.33	-	47.90	68.20	20.30
Average Data								
5 459.54[1)]	H	42.46	34.46	-27.35	0.61	50.18	54.00	3.82

Average data	
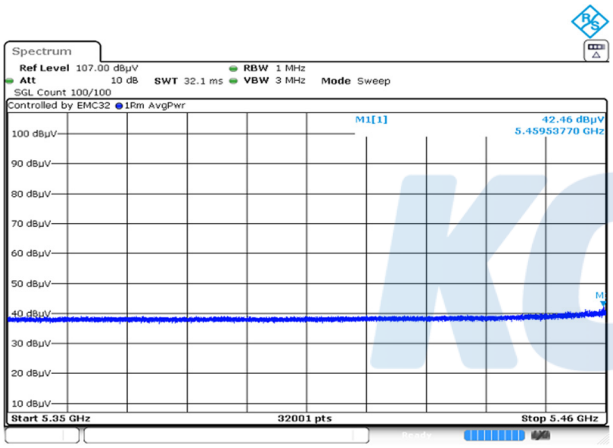	Blank

Horizontal/Vertical for Band-edge

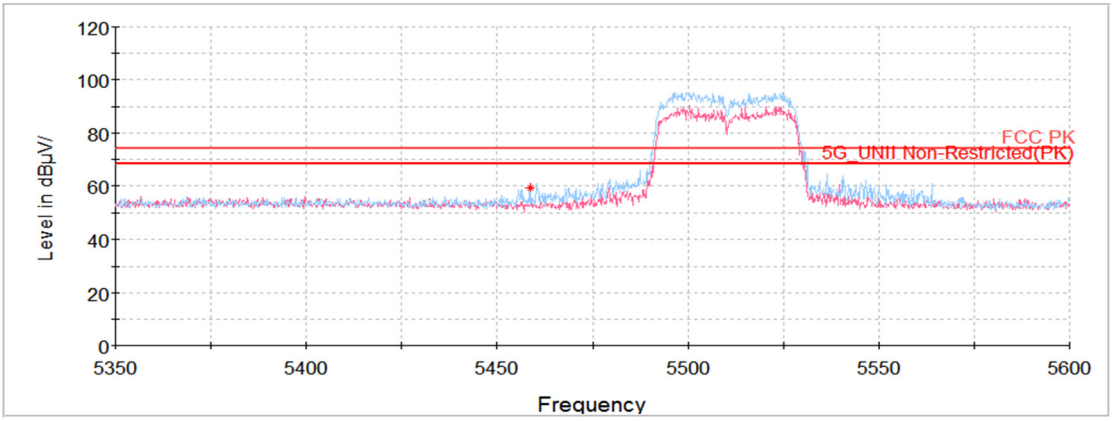

Horizontal/Vertical for 1 ㎓ ~ 6.5 ㎓

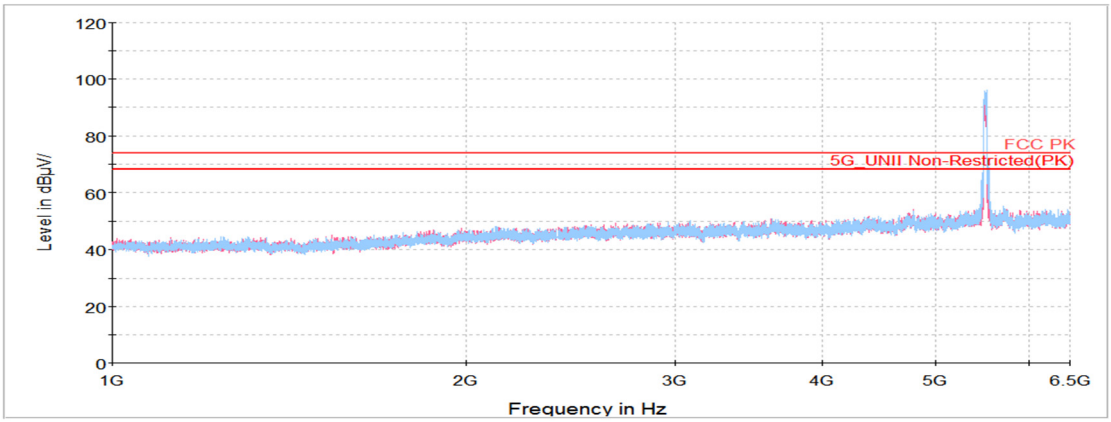

Horizontal/Vertical for 6.5 ㎓ ~ 18 ㎓

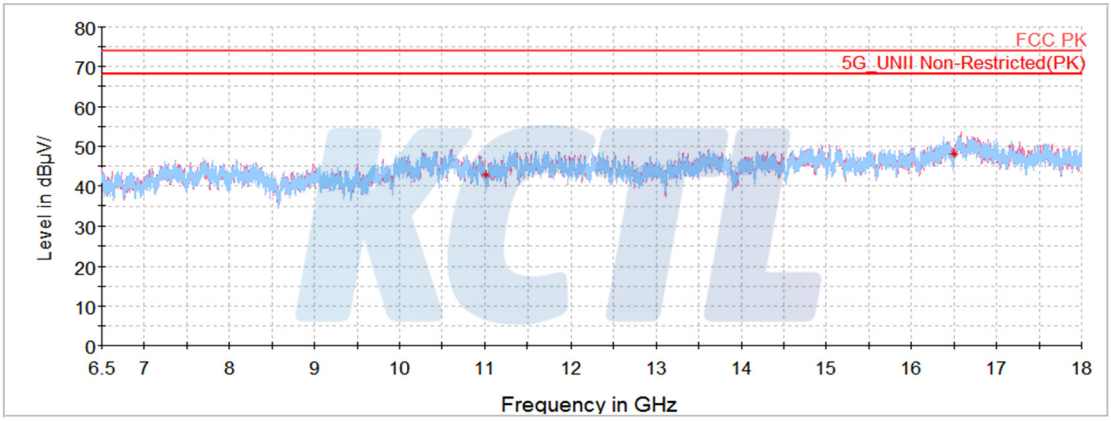
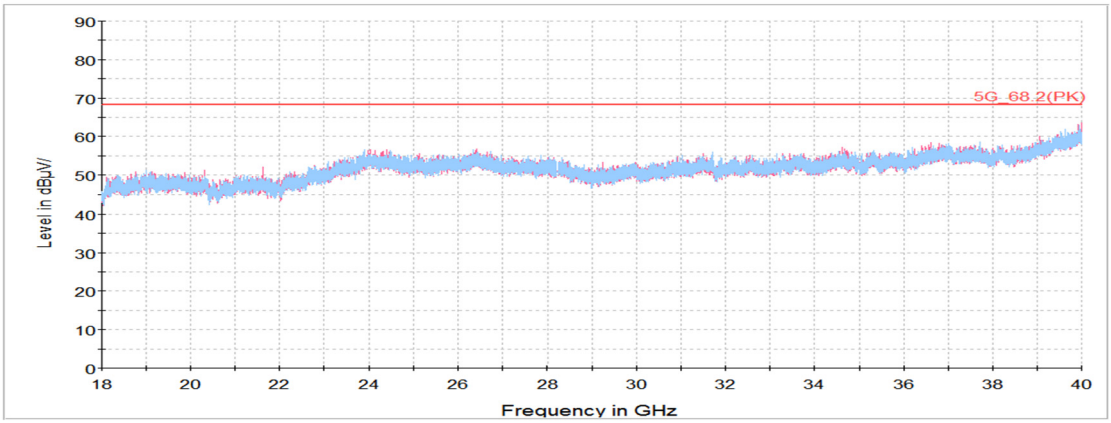
Horizontal/Vertical for 18 ㎓ ~ 40 ㎓