2 472 ㎒

Frequency	Pol.	Reading	Ant. Factor	Amp. + Cable	DCCF	Result	Limit	Margin
(㎒)	(V/H)	(dB(㎶))	(dB)	(dB)	(dB)	(dB(㎶/m))	(dB(㎶/m))	(dB)
Peak data								
2 485.22[1)]	H	47.48	32.07	-29.22	-	50.33	74.00	23.67
4 944.05[1)]	H	70.72	33.98	-54.68	-	50.02	74.00	23.98
7 417.10[1)]	V	70.47	35.40	-52.01	-	53.86	74.00	20.14
Average Data								
No spurious emissions were detected within 20 ㏈ of the limit.								

Horizontal/Vertical for Band-edge

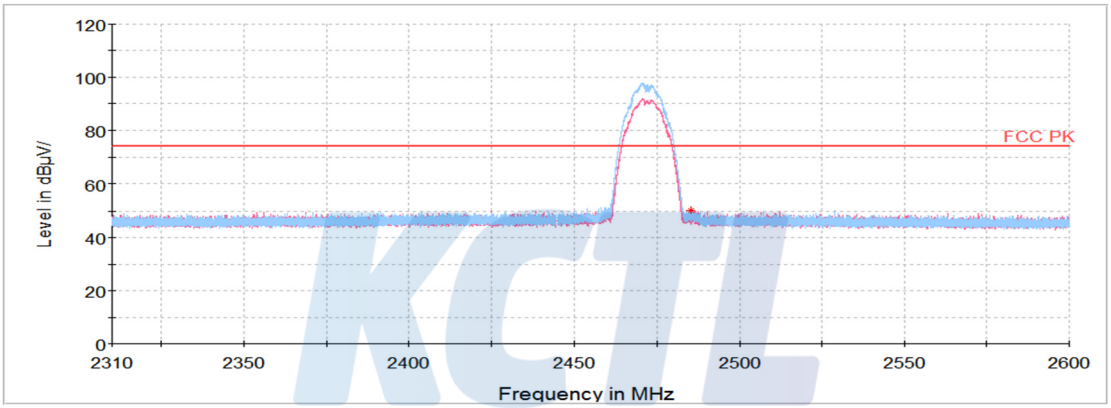

Horizontal/Vertical for 1 ㎓ ~ 3.5 ㎓

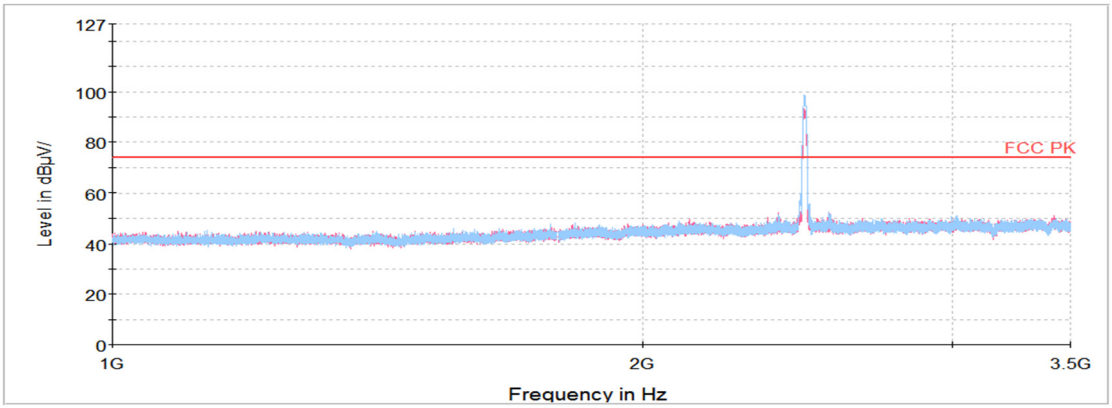

Horizontal/Vertical for 3.5 ㎓ ~ 18 ㎓

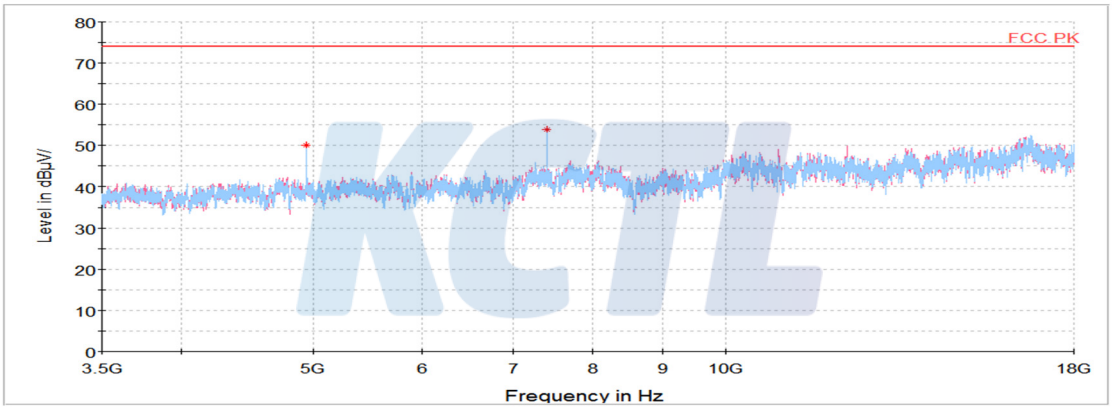

Horizontal/Vertical for 18 ㎓ ~ 26.5 ㎓

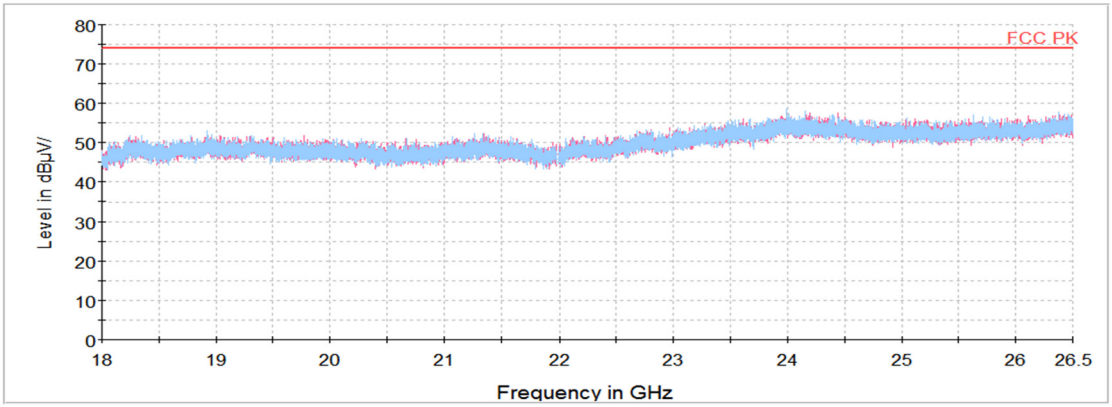

802.11g

2 412 ㎒

Frequency	Pol.	Reading	Ant. Factor	Amp. + Cable	DCCF	Result	Limit	Margin
(㎒)	(V/H)	(dB(㎶))	(dB)	(dB)	(dB)	(dB(㎶/m))	(dB(㎶/m))	(dB)
Peak data								
2 389.67[1)]	H	51.96	31.88	-29.04	-	54.80	74.00	19.20
4 823.13[1)]	H	64.75	33.93	-53.49	-	45.19	74.00	28.81
7 240.06	H	73.76	35.40	-52.94		56.22	74.00	17.78
Average Data								
2 389.67[1)]	H	41.89	31.88	-29.04	0.32	45.05	54.00	8.95
7 240.06	H	60.23	35.40	-52.94	0.32	43.01	54.00	10.99

Average data (2 389.67 ㎒)

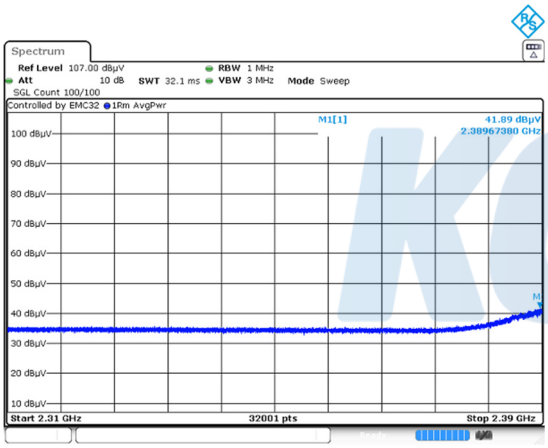

Average data (7 240.06 ㎒)

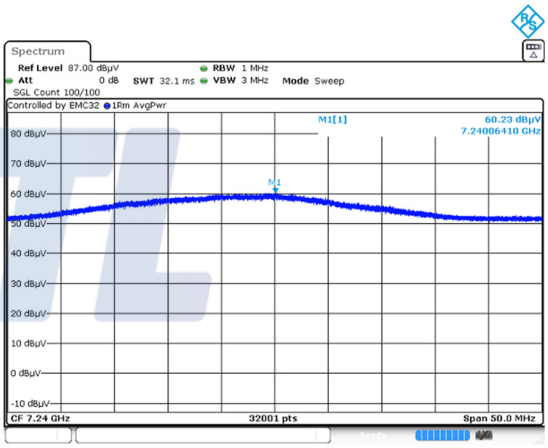

Horizontal/Vertical for Band-edge

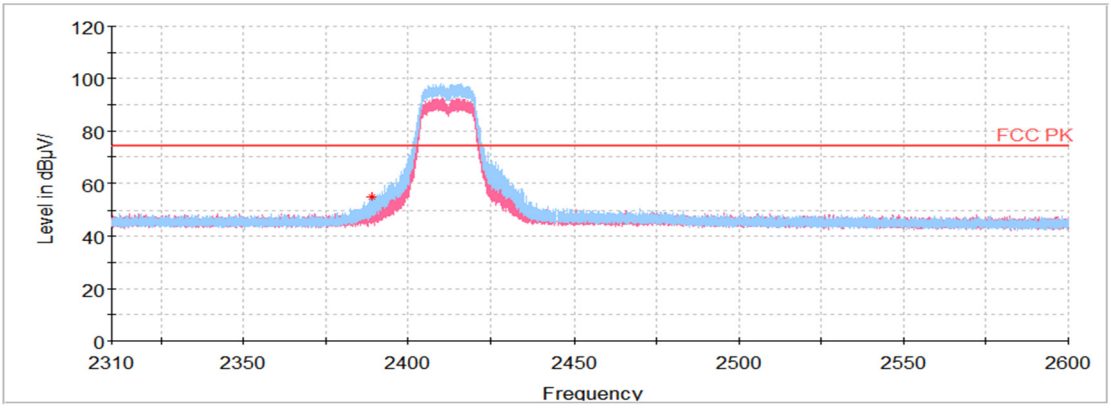

Horizontal/Vertical for 1 ㎓ ~ 3.5 ㎓

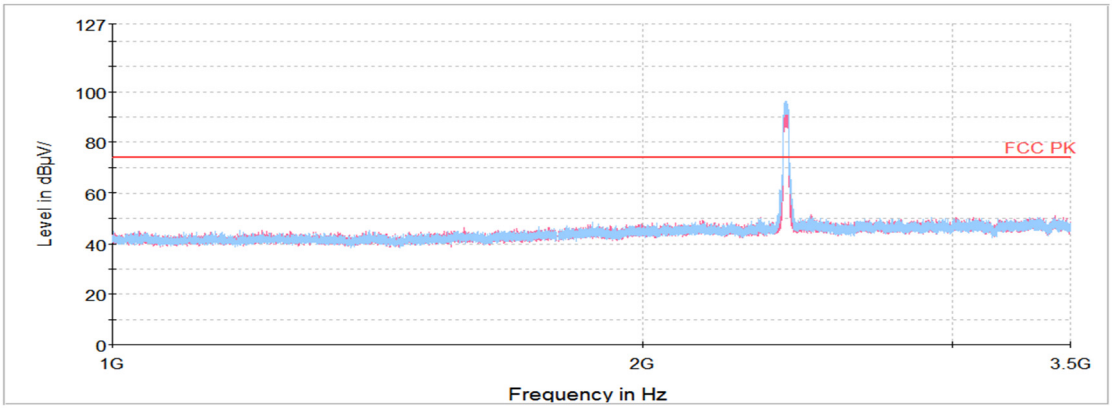

Horizontal/Vertical for 3.5 ㎓ ~ 18 ㎓

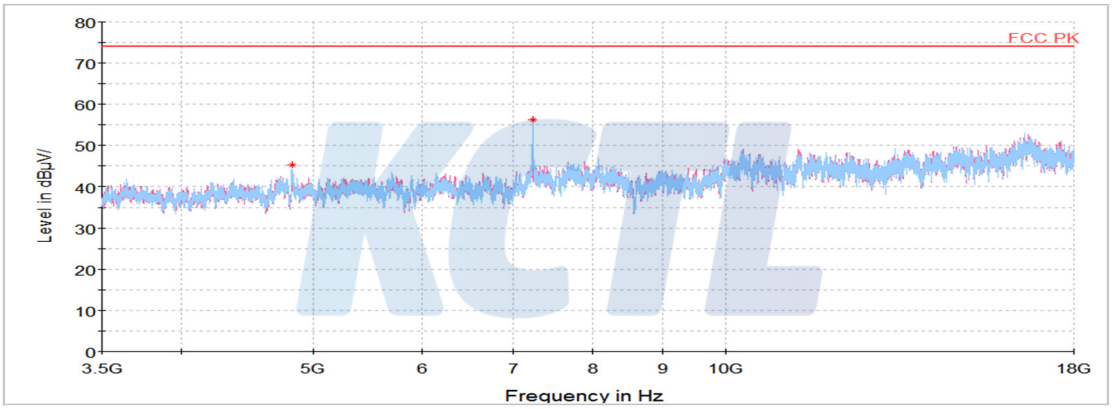

Horizontal/Vertical for 18 ㎓ ~ 26.5 ㎓

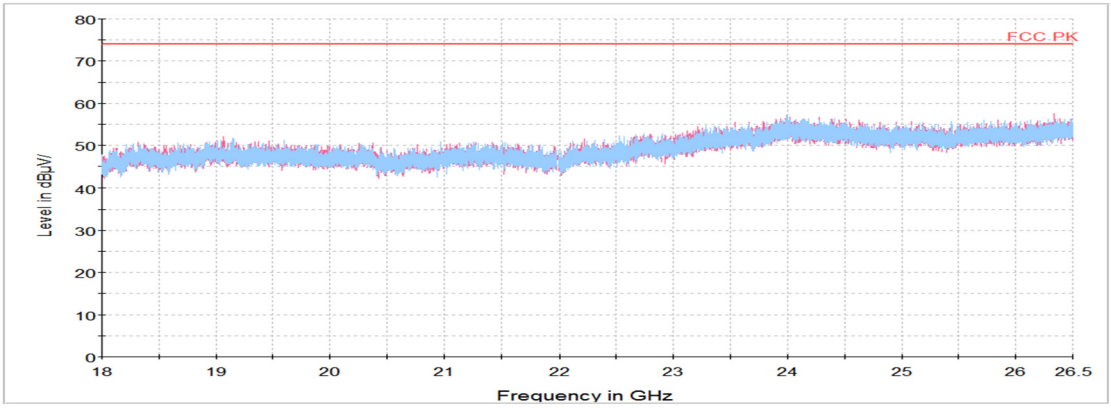

2 437 ㎒

Frequency	Pol.	Reading	Ant. Factor	Amp. + Cable	DCCF	Result	Limit	Margin
(㎒)	(V/H)	(dB(㎶))	(dB)	(dB)	(dB)	(dB(㎶/m))	(dB(㎶/m))	(dB)
Peak data								
4 873.42[1)]	H	65.47	33.95	-54.43	-	44.99	74.00	29.01
7 314.48[1)]	H	72.01	35.40	-52.55	-	54.86	74.00	19.14
Average Data								
7 314.48[1)]	H	62.79	35.40	-52.55	0.32	45.96	54.00	8.04

Average data	
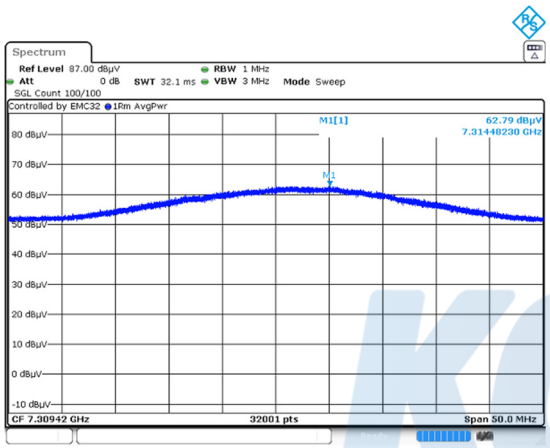	Blank

Horizontal/Vertical for 1 ㎓ ~ 3.5 ㎓

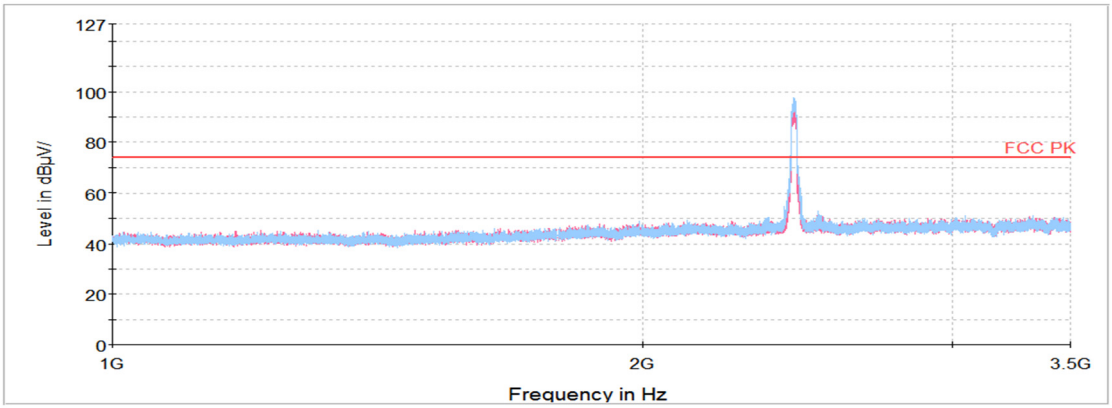

Horizontal/Vertical for 3.5 ㎓ ~ 18 ㎓

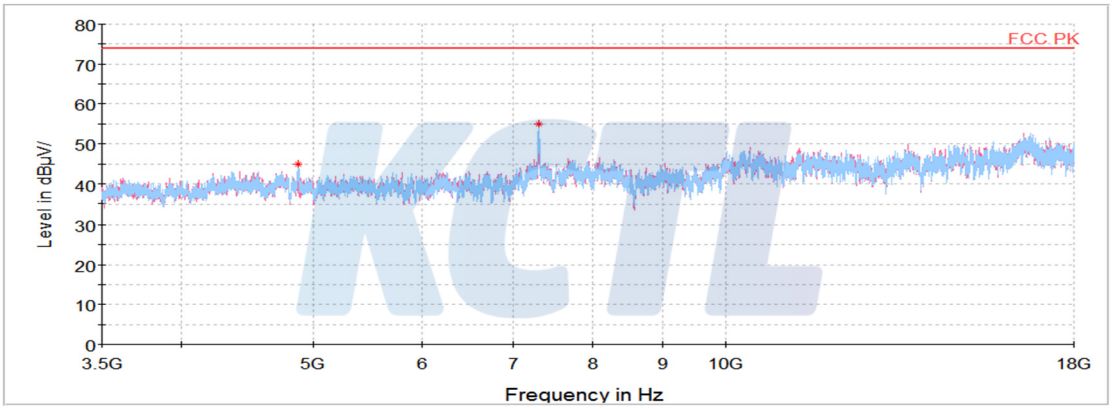

Horizontal/Vertical for 18 ㎓ ~ 26.5 ㎓

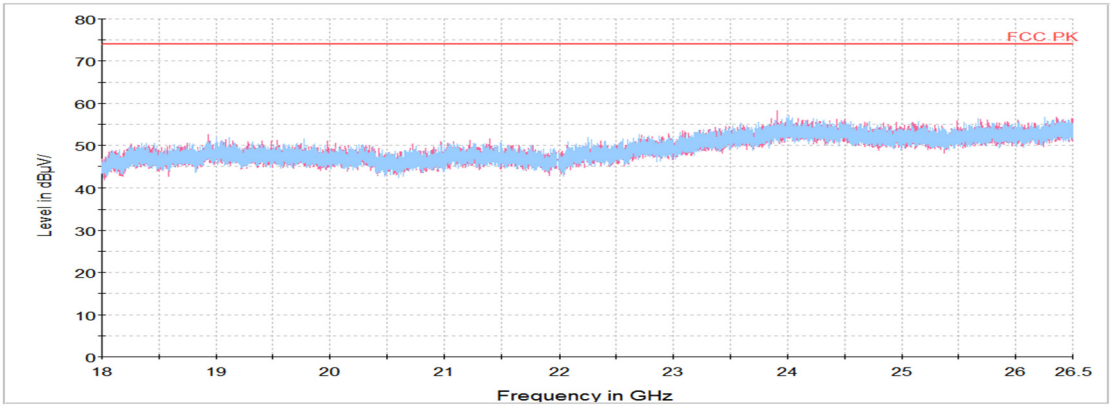

2 462 ㎒

Frequency	Pol.	Reading	Ant. Factor	Amp. + Cable	DCCF	Result	Limit	Margin
(㎒)	(V/H)	(dB(㎶))	(dB)	(dB)	(dB)	(dB(㎶/m))	(dB(㎶/m))	(dB)
Peak data								
2 483.60[1)]	H	49.21	32.07	-29.21	-	52.07	74.00	21.93
4 925.08[1)]	H	66.23	33.97	-54.79	-	45.41	74.00	28.59
7 384.59[1)]	H	70.76	35.40	-52.18	-	53.98	74.00	20.02
Average Data								
No spurious emissions were detected within 20 ㏈ of the limit.								

Horizontal/Vertical for Band-edge

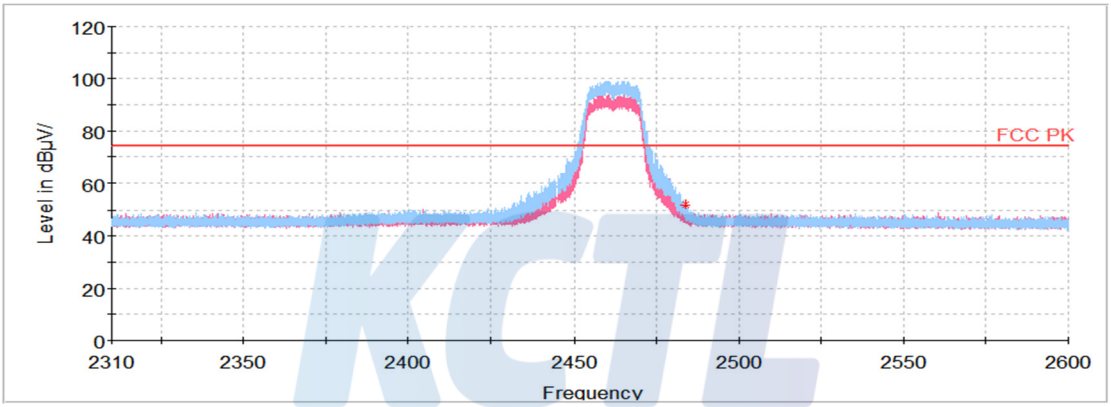

Horizontal/Vertical for 1 ㎓ ~ 3.5 ㎓

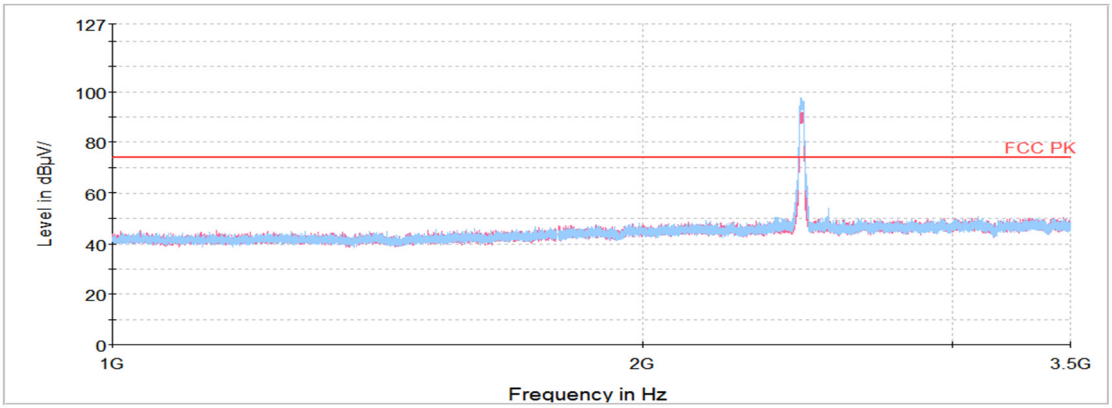

Horizontal/Vertical for 3.5 ㎓ ~ 18 ㎓

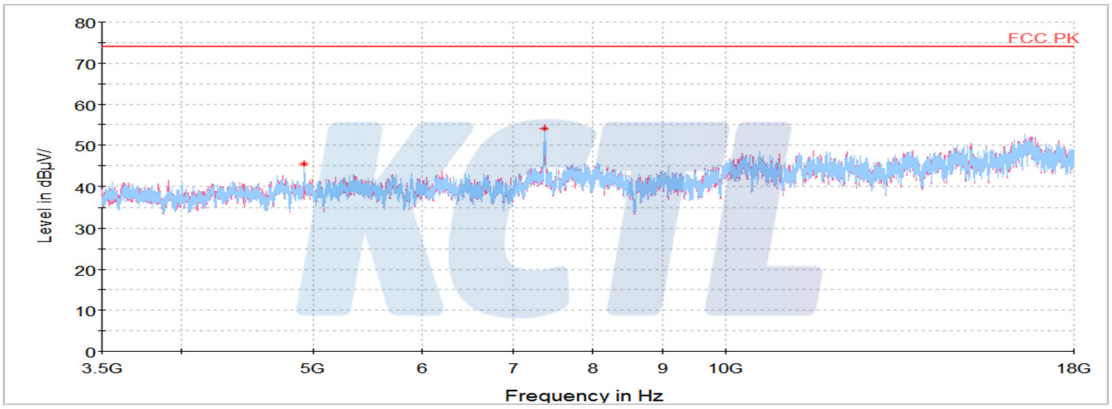

Horizontal/Vertical for 18 ㎓ ~ 26.5 ㎓

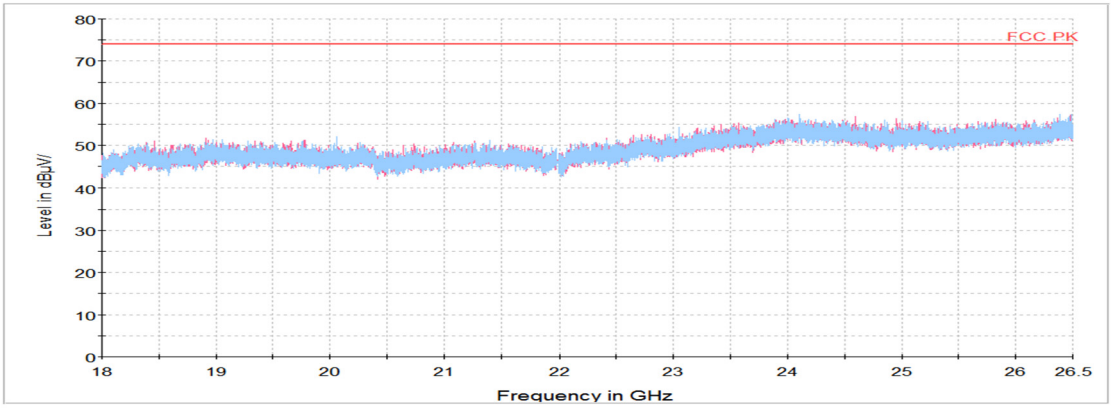

2 467 ㎒

Frequency	Pol.	Reading	Ant. Factor	Amp. + Cable	DCCF	Result	Limit	Margin
(㎒)	(V/H)	(dB(㎶))	(dB)	(dB)	(dB)	(dB(㎶/m))	(dB(㎶/m))	(dB)
Peak data								
2 483.53[1)]	H	56.53	32.07	-29.21	-	59.39	74.00	14.61
4 930.97[1)]	H	66.04	33.97	-54.76	-	45.25	74.00	28.75
7 399.55[1)]	H	72.51	35.40	-52.10	-	55.81	74.00	18.19
Average Data								
2 483.53[1)]	H	47.03	32.07	-29.21	0.32	50.21	54.00	3.79
7 399.55[1)]	H	60.47	35.40	-52.10	0.32	44.09	54.00	9.91

Average data (2 483.53 ㎒)

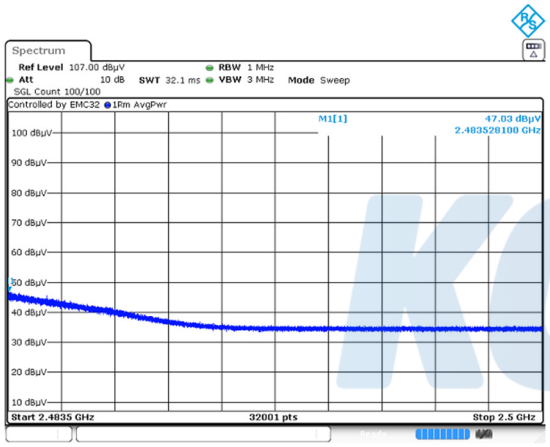

Average data (7 399.55 ㎒)

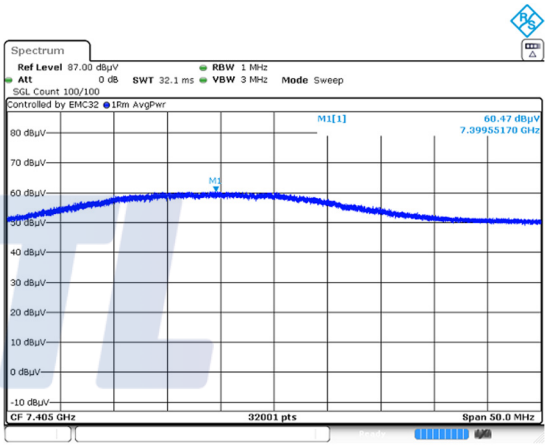

Horizontal/Vertical for Band-edge

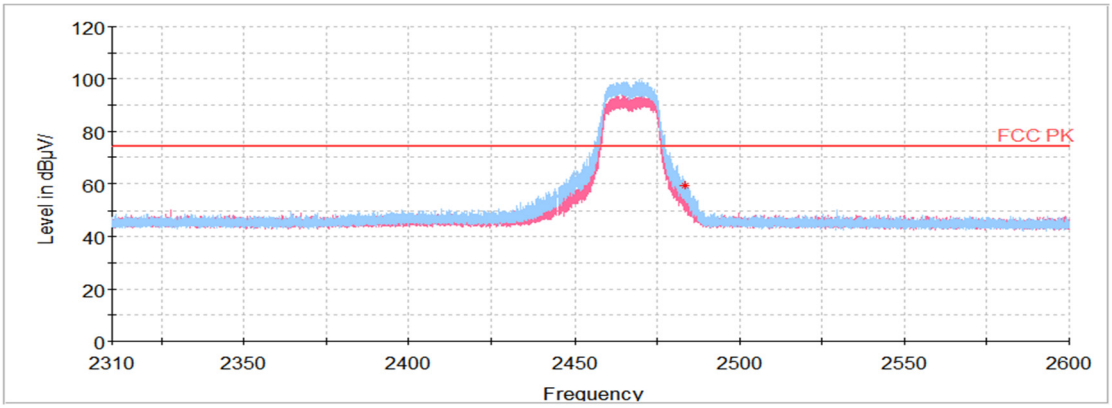

Horizontal/Vertical for 1 ㎓ ~ 3.5 ㎓

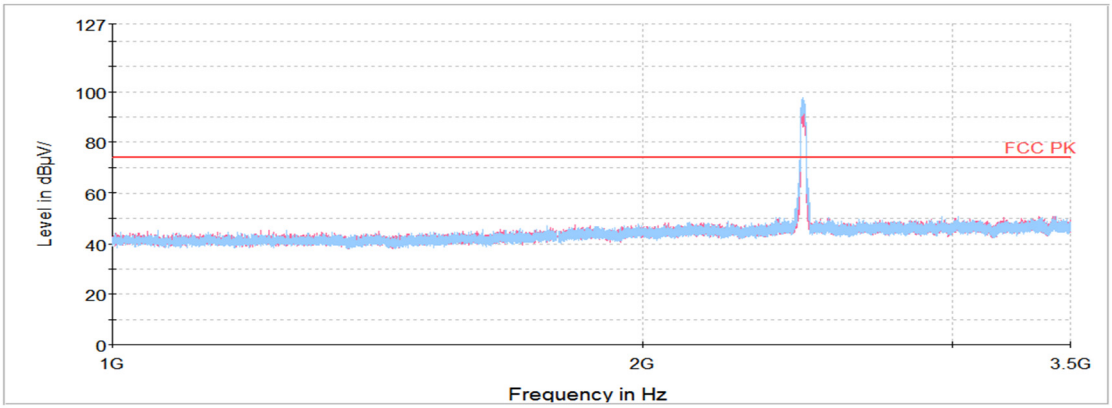

Horizontal/Vertical for 3.5 ㎓ ~ 18 ㎓

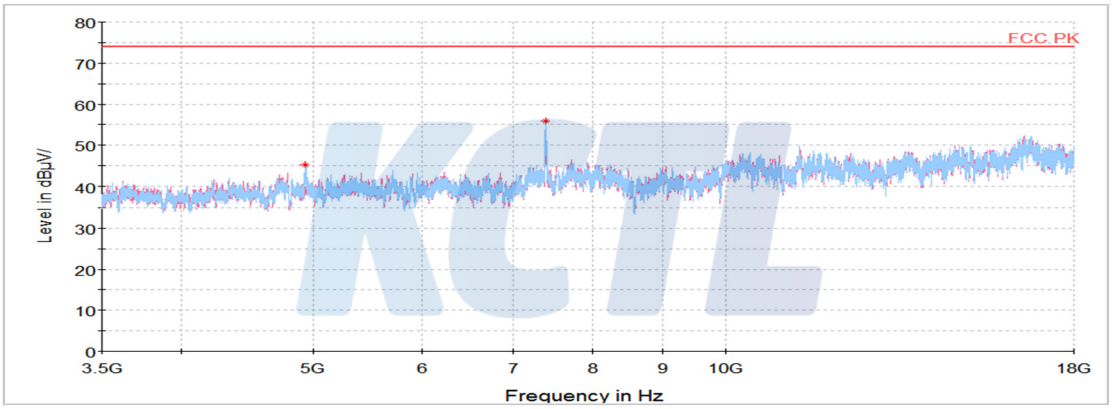

Horizontal/Vertical for 18 ㎓ ~ 26.5 ㎓

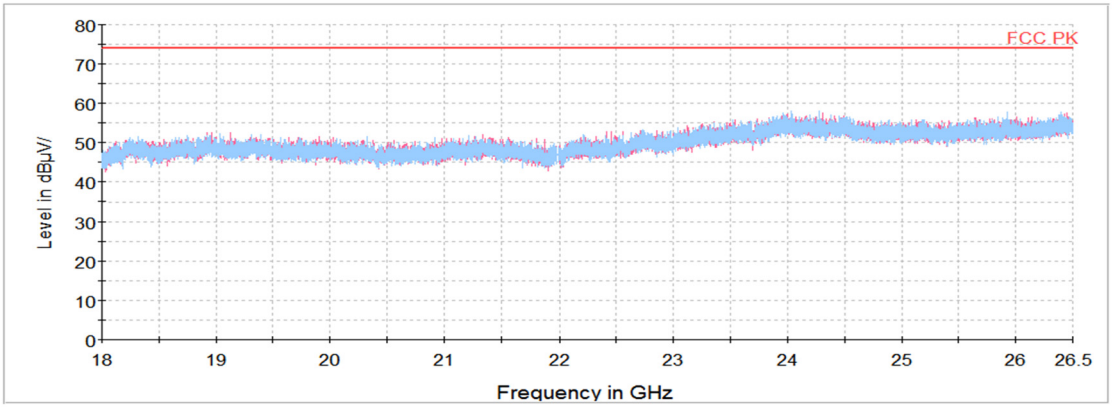

2 472 MHz

Frequency (MHz)	Pol. (V/H)	Reading (dB(μV))	Ant. Factor (dB)	Amp. + Cable (dB)	DCCF (dB)	Result (dB(μV/m))	Limit (dB(μV/m))	Margin (dB)
Peak data								
2 483.52[1)]	H	61.06	32.07	-29.21	-	63.92	74.00	10.08
4 945.02[1)]	H	63.56	33.98	-54.68	-	42.86	74.00	31.14
7 416.81[1)]	H	61.62	35.40	-52.01	-	45.01	74.00	28.99
Average Data								
2 483.52[1)]	H	47.51	32.07	-29.21	0.32	50.69	54.00	3.31

Average data

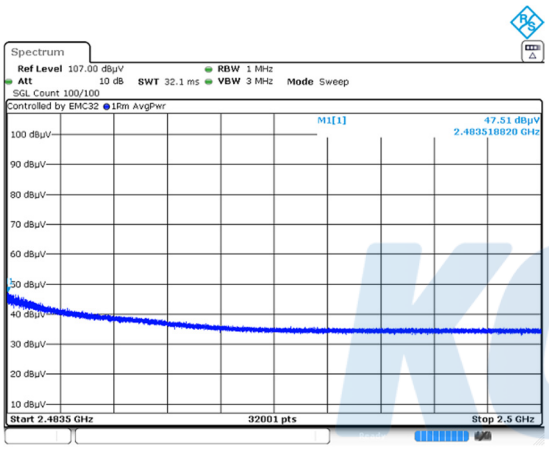

Blank

Horizontal/Vertical for Band-edge

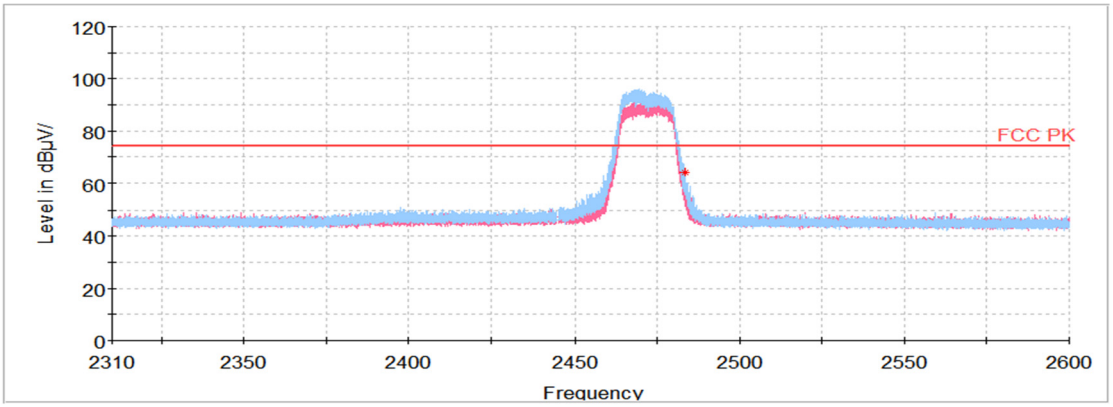

Horizontal/Vertical for 1 ㎓ ~ 3.5 ㎓

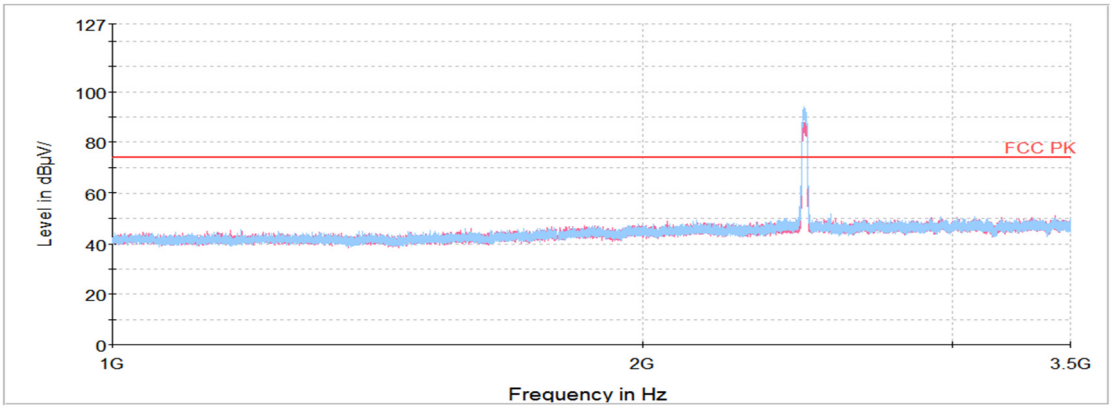

Horizontal/Vertical for 3.5 ㎓ ~ 18 ㎓

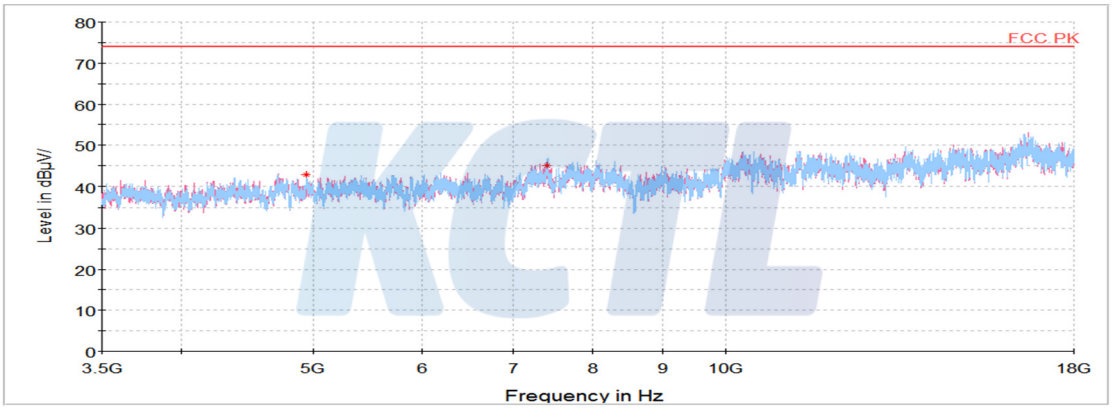

Horizontal/Vertical for 18 ㎓ ~ 26.5 ㎓