GSM

Communication System: UID 0, Generic GSM (0); Frequency: 836.6 MHz;Duty Cycle: 1:8.30042

T-Coil scan (scan for ANSI C63.19 2011 compliance)/GSM850 Voice ch190 FR V1/z (axial) 3GPP2 Normal Signal at best S/N/ABM Freq Resp(x,y,z,f) (1x1x1): Measurement grid: dx=10mm, dy=10mm

Signal Type: Audio File (.wav) 48k_Normal_51s.wav
Output Gain: 52.36
Measure Window Start: 2000ms
Measure Window Length: 51000ms
BWC applied: 10.80 dB
Device Reference Point: 0, 0, -6.3 mm

Category	Telephone parameters WD signal quality [(signal+noise)-to-noise ratio in decibels]
Category T1	0 dB to 10 dB
Category T2	10 dB to 20 dB
Category T3	20 dB to 30 dB
Category T4	> 30 dB

Cursor:
Diff = 2.00 dB
BWC Factor = 10.80 dB
Location: 7.9, 8.3, 3.7 mm

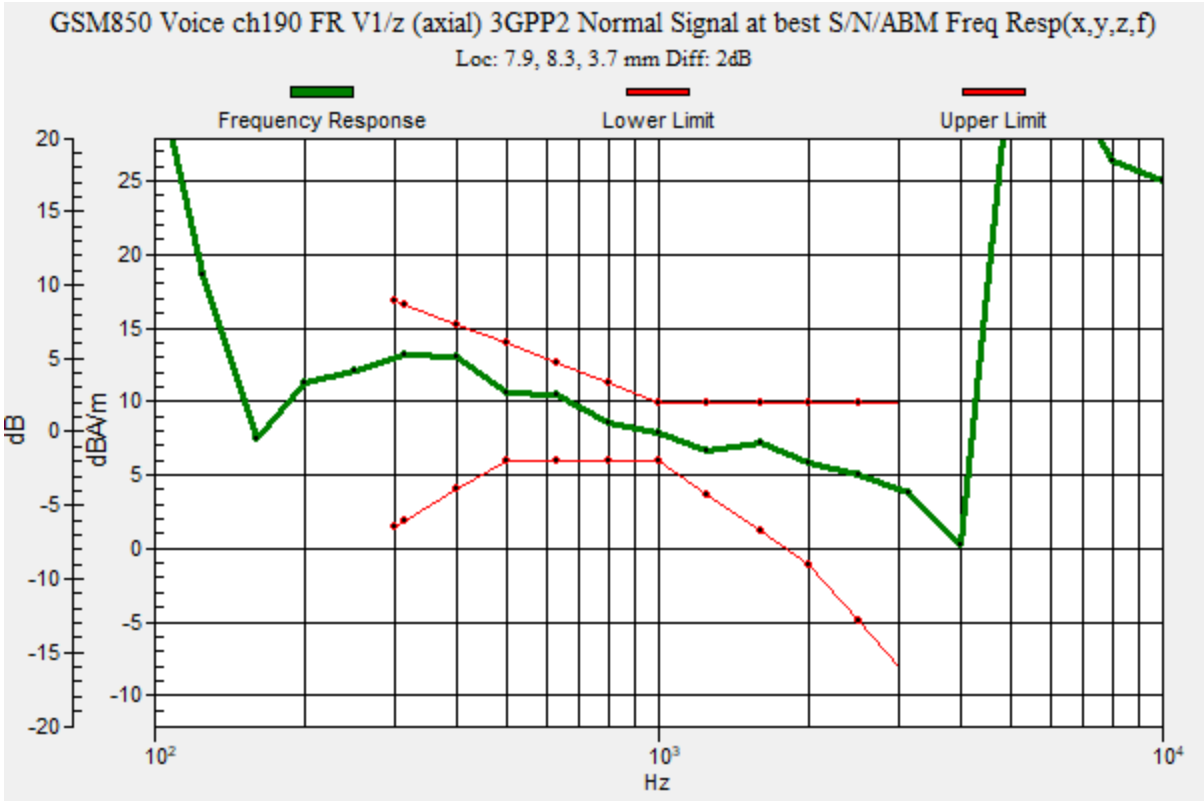

GSM

Communication System: UID 0, Generic GSM (0); Frequency: 836.6 MHz; Duty Cycle: 1:8.30042
Phantom section: TCoil Section
DASY5 Configuration:
- Probe: AM1DV3 - 3140; ; Calibrated: 2019-09-16
- Sensor-Surface: 0mm (Fix Surface)
- Electronics: DAE4 Sn1447; Calibrated: 2019-03-21
- Phantom: HAC Test Arch with AMCC; Type: SD HAC P01 BB
- Measurement SW: DASY52, Version 52.10 (2);SEMCAD X Version 14.6.12 (7470)

T-Coil scan (scan for ANSI C63.19 2011 compliance)/GSM850 Voice ch190 FR V1/z (axial) 4.2mm 50 x 50/ABM Interpolated Signal(x,y,z) (121x121x1): Interpolated grid: dx=1.000 mm, dy=1.000 mm

Signal Type: Audio File (.wav) 48k_voice_1kHz_1s.wav
Output Gain: 24.32
Measure Window Start: 300ms
Measure Window Length: 1000ms
BWC applied: 0.16 dB
Device Reference Point: 0, 0, -6.3 mm

Cursor:
ABM1/ABM2 = 23.19 dB
ABM1 = 10.56 dBA/m
ABM2 = -12.63 dBA/m
BWC Factor = 0.16 dB
Location: 7.9, 8.3, 3.7 mm



0 dB = 1.000 A/m = 0.00 dBA/m

GSM

Communication System: UID 0, Generic GSM (0); Frequency: 836.6 MHz; Duty Cycle: 1:8.30042
Phantom section: TCoil Section
DASY5 Configuration:
- Probe: AM1DV3 - 3140; ; Calibrated: 2019-09-16
- Sensor-Surface: 0mm (Fix Surface)
- Electronics: DAE4 Sn1447; Calibrated: 2019-03-21
- Phantom: HAC Test Arch with AMCC; Type: SD HAC P01 BB
- Measurement SW: DASY52, Version 52.10 (2);SEMCAD X Version 14.6.12 (7470)

T-Coil scan (scan for ANSI C63.19 2011 compliance)/GSM850 Voice ch190 FR V1/y (transversal) 4.2mm 50 x 50/ABM Interpolated Signal(x,y,z) (121x121x1): Interpolated grid: dx=1.000 mm, dy=1.000 mm

Signal Type: Audio File (.wav) 48k_voice_1kHz_1s.wav
Output Gain: 24.32
Measure Window Start: 300ms
Measure Window Length: 1000ms
BWC applied: 0.16 dB
Device Reference Point: 0, 0, -6.3 mm

Cursor:
ABM1/ABM2 = 34.41 dB
ABM1 = 1.96 dBA/m
ABM2 = -32.45 dBA/m
BWC Factor = 0.16 dB
Location: 7.9, 17.1, 3.7 mm



0 dB = 1.000 A/m = 0.00 dBA/m

GSM

Communication System: UID 0, Generic GSM (0); Frequency: 1880 MHz;Duty Cycle: 1:8.30042

T-Coil scan (scan for ANSI C63.19 2011 compliance)/GSM1900 Voice ch661 FR V1/z (axial) 3GPP2 Normal Signal at best S/N/ABM Freq Resp(x,y,z,f) (1x1x1): Measurement grid: dx=10mm, dy=10mm

Signal Type: Audio File (.wav) 48k_Normal_51s.wav
Output Gain: 52.36
Measure Window Start: 2000ms
Measure Window Length: 51000ms
BWC applied: 10.80 dB
Device Reference Point: 0, 0, -6.3 mm

Category	Telephone parameters WD signal quality [(signal+noise)-to-noise ratio in decibels]
Category T1	0 dB to 10 dB
Category T2	10 dB to 20 dB
Category T3	20 dB to 30 dB
Category T4	> 30 dB

Cursor:
Diff = 2.00 dB
BWC Factor = 10.80 dB
Location: 7.9, 8.3, 3.7 mm

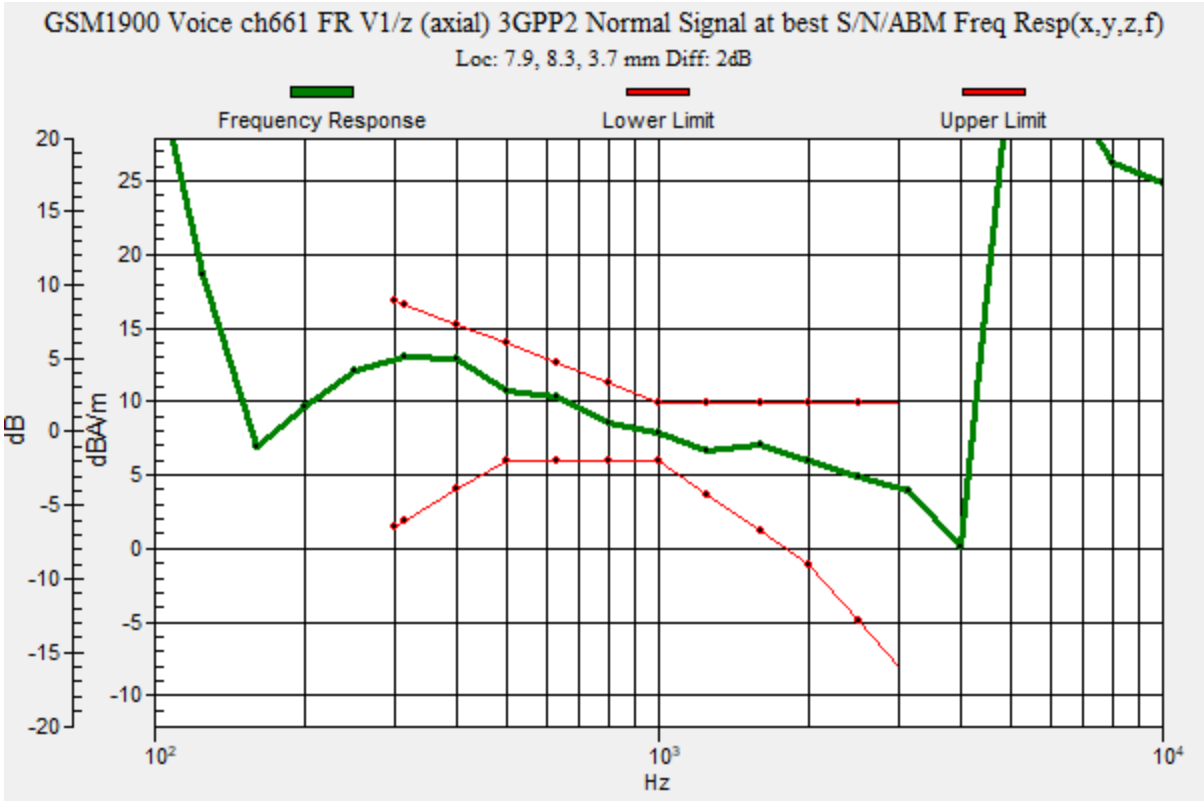

GSM

Communication System: UID 0, Generic GSM (0); Frequency: 1880 MHz; Duty Cycle: 1:8.30042
Phantom section: TCoil Section
DASY5 Configuration:
- Probe: AM1DV3 - 3140; ; Calibrated: 2019-09-16
- Sensor-Surface: 0mm (Fix Surface)
- Electronics: DAE4 Sn1447; Calibrated: 2019-03-21
- Phantom: HAC Test Arch with AMCC; Type: SD HAC P01 BB
- Measurement SW: DASY52, Version 52.10 (2);SEMCAD X Version 14.6.12 (7470)

T-Coil scan (scan for ANSI C63.19 2011 compliance)/GSM1900 Voice ch661 FR V1/z (axial) 4.2mm 50 x 50/ABM Interpolated Signal(x,y,z) (121x121x1): Interpolated grid: dx=1.000 mm, dy=1.000 mm

Signal Type: Audio File (.wav) 48k_voice_1kHz_1s.wav
Output Gain: 24.32
Measure Window Start: 300ms
Measure Window Length: 1000ms
BWC applied: 0.16 dB
Device Reference Point: 0, 0, -6.3 mm

Cursor:
ABM1/ABM2 = 31.21 dB
ABM1 = 10.78 dBA/m
ABM2 = -20.43 dBA/m
BWC Factor = 0.16 dB
Location: 7.9, 8.3, 3.7 mm



0 dB = 1.000 A/m = 0.00 dBA/m

GSM

Communication System: UID 0, Generic GSM (0); Frequency: 1880 MHz; Duty Cycle: 1:8.30042
Phantom section: TCoil Section
DASY5 Configuration:
- Probe: AM1DV3 - 3140; ; Calibrated: 2019-09-16
- Sensor-Surface: 0mm (Fix Surface)
- Electronics: DAE4 Sn1447; Calibrated: 2019-03-21
- Phantom: HAC Test Arch with AMCC; Type: SD HAC P01 BB
- Measurement SW: DASY52, Version 52.10 (2);SEMCAD X Version 14.6.12 (7470)

T-Coil scan (scan for ANSI C63.19 2011 compliance)/GSM1900 Voice ch661 FR V1/y (transversal) 4.2mm 50 x 50/ABM Interpolated Signal(x,y,z) (121x121x1): Interpolated grid: dx=1.000 mm, dy=1.000 mm

Signal Type: Audio File (.wav) 48k_voice_1kHz_1s.wav
Output Gain: 24.32
Measure Window Start: 300ms
Measure Window Length: 1000ms
BWC applied: 0.16 dB
Device Reference Point: 0, 0, -6.3 mm

Cursor:
ABM1/ABM2 = 41.87 dB
ABM1 = 2.10 dBA/m
ABM2 = -39.77 dBA/m
BWC Factor = 0.16 dB
Location: 7.9, 17.1, 3.7 mm



0 dB = 1.000 A/m = 0.00 dBA/m

WCDMA

Communication System: UID 0, UMTS-FDD (WCDMA) (0); Frequency: 1880 MHz;Duty Cycle: 1:1

T-Coil scan (scan for ANSI C63.19 2011 compliance)/WCDMA Band II ch9400 WB-AMR6.6/z (axial) 3GPP2 Normal Signal at best S/N/ABM Freq Resp(x,y,z,f) (1x1x1):

Measurement grid: dx=10mm, dy=10mm
Signal Type: Audio File (.wav) 48k_Normal_51s.wav
Output Gain: 52.36
Measure Window Start: 2000ms
Measure Window Length: 51000ms
BWC applied: 10.80 dB
Device Reference Point: 0, 0, -6.3 mm

Category	Telephone parameters WD signal quality [(signal+noise)-to-noise ratio in decibels]
Category T1	0 dB to 10 dB
Category T2	10 dB to 20 dB
Category T3	20 dB to 30 dB
Category T4	> 30 dB

Cursor:
Diff = 1.65 dB
BWC Factor = 10.80 dB
Location: 7.5, 8.3, 3.7 mm

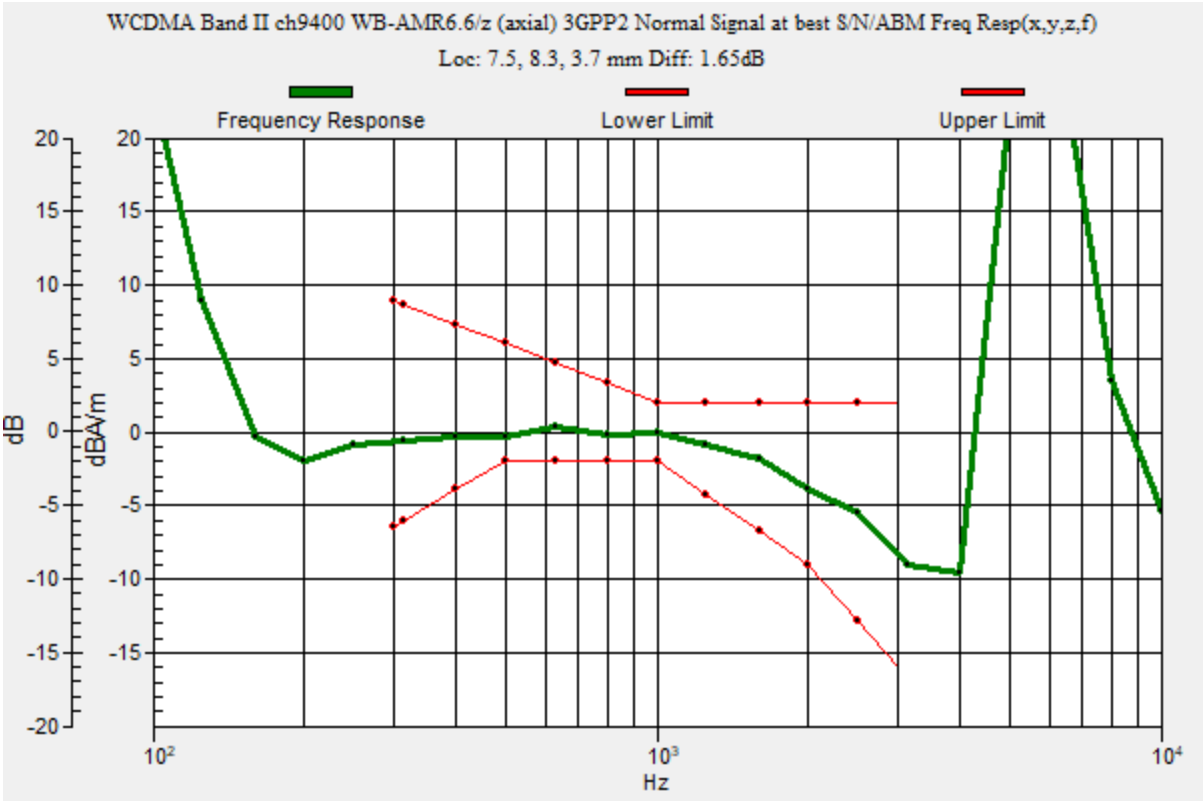

WCDMA

Communication System: UID 0, UMTS-FDD (WCDMA) (0); Frequency: 1880 MHz; Duty Cycle: 1:1
Phantom section: TCoil Section
DASY5 Configuration:
- Probe: AM1DV3 - 3140; ; Calibrated: 2019-09-16
- Sensor-Surface: 0mm (Fix Surface)
- Electronics: DAE4 Sn1447; Calibrated: 2019-03-21
- Phantom: HAC Test Arch with AMCC; Type: SD HAC P01 BB
- Measurement SW: DASY52, Version 52.10 (2);SEMCAD X Version 14.6.12 (7470)

T-Coil scan (scan for ANSI C63.19 2011 compliance)/WCDMA Band II ch9400 WB-AMR6.6/z (axial) 4.2mm 50 x 50/ABM Interpolated Signal(x,y,z) (121x121x1): Interpolated grid: dx=1.000 mm, dy=1.000 mm

Signal Type: Audio File (.wav) 48k_voice_1kHz_1s.wav
Output Gain: 24.32
Measure Window Start: 300ms
Measure Window Length: 1000ms
BWC applied: 0.16 dB
Device Reference Point: 0, 0, -6.3 mm

Cursor:
ABM1/ABM2 = 48.82 dB
ABM1 = 1.06 dBA/m
ABM2 = -47.76 dBA/m
BWC Factor = 0.16 dB
Location: 7.5, 8.3, 3.7 mm



0 dB = 1.000 A/m = 0.00 dBA/m

WCDMA

Communication System: UID 0, UMTS-FDD (WCDMA) (0); Frequency: 1880 MHz; Duty Cycle: 1:1
Phantom section: TCoil Section
DASY5 Configuration:
- Probe: AM1DV3 - 3140; ; Calibrated: 2019-09-16
- Sensor-Surface: 0mm (Fix Surface)
- Electronics: DAE4 Sn1447; Calibrated: 2019-03-21
- Phantom: HAC Test Arch with AMCC; Type: SD HAC P01 BB
- Measurement SW: DASY52, Version 52.10 (2);SEMCAD X Version 14.6.12 (7470)

T-Coil scan (scan for ANSI C63.19 2011 compliance)/WCDMA Band II ch9400 WB-AMR6.6/y (transversal) 4.2mm 50 x 50/ABM Interpolated Signal(x,y,z) (121x121x1):

Interpolated grid: dx=1.000 mm, dy=1.000 mm
Signal Type: Audio File (.wav) 48k_voice_1kHz_1s.wav
Output Gain: 24.32
Measure Window Start: 300ms
Measure Window Length: 1000ms
BWC applied: 0.16 dB
Device Reference Point: 0, 0, -6.3 mm

Cursor:
ABM1/ABM2 = 40.73 dB
ABM1 = -7.37 dBA/m
ABM2 = -48.10 dBA/m
BWC Factor = 0.16 dB
Location: 7.9, 17.1, 3.7 mm



0 dB = 1.000 A/m = 0.00 dBA/m

WCDMA

Communication System: UID 0, UMTS-FDD (WCDMA) (0); Frequency: 1732.6 MHz;Duty Cycle: 1:1

T-Coil scan (scan for ANSI C63.19 2011 compliance)/WCDMA Band IV ch1413 WB-AMR6.6/z (axial) 3GPP2 Normal Signal at best S/N/ABM Freq Resp(x,y,z,f) (1x1x1):

Measurement grid: dx=10mm, dy=10mm
Signal Type: Audio File (.wav) 48k_Normal_51s.wav
Output Gain: 52.36
Measure Window Start: 2000ms
Measure Window Length: 51000ms
BWC applied: 10.80 dB
Device Reference Point: 0, 0, -6.3 mm

Category	Telephone parameters WD signal quality [(signal+noise)-to-noise ratio in decibels]
Category T1	0 dB to 10 dB
Category T2	10 dB to 20 dB
Category T3	20 dB to 30 dB
Category T4	> 30 dB

Cursor:
Diff = 1.44 dB
BWC Factor = 10.80 dB
Location: 7.1, 8.3, 3.7 mm

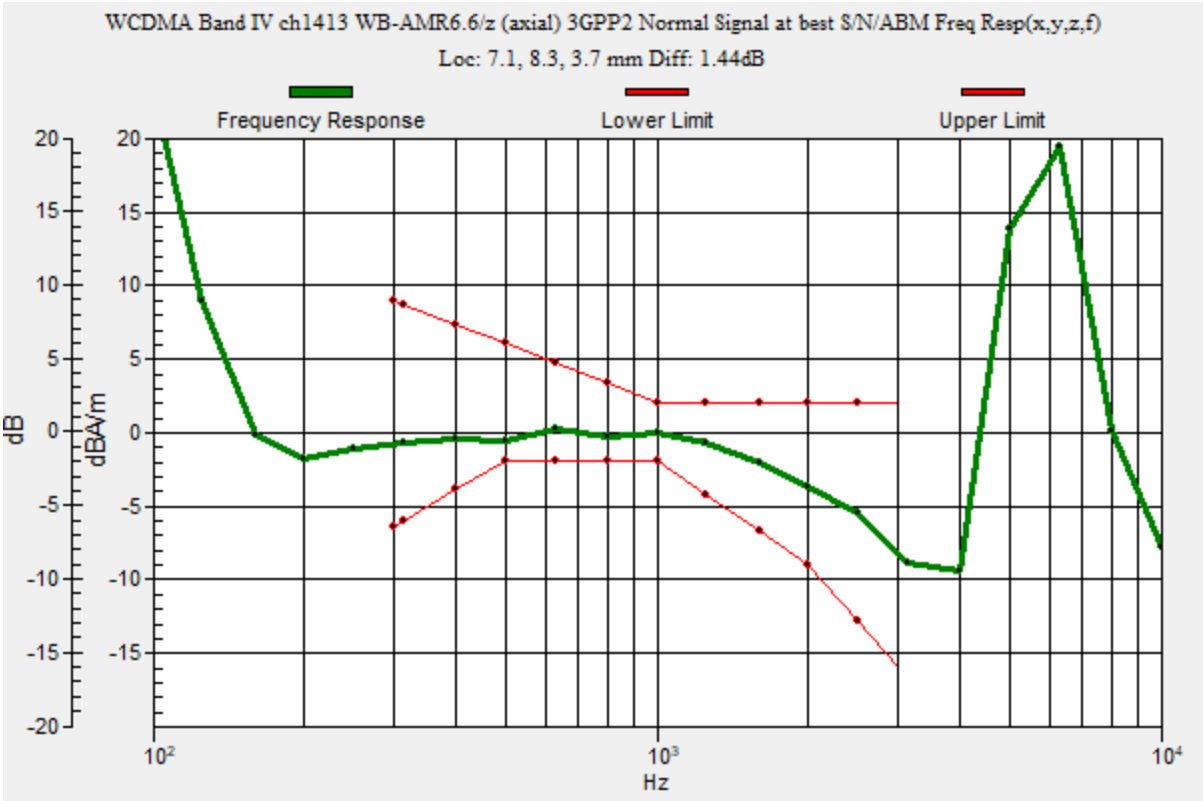

WCDMA

Communication System: UID 0, UMTS-FDD (WCDMA) (0); Frequency: 1732.6 MHz; Duty Cycle: 1:1
Phantom section: TCoil Section
DASY5 Configuration:
- Probe: AM1DV3 - 3140; ; Calibrated: 2019-09-16
- Sensor-Surface: 0mm (Fix Surface)
- Electronics: DAE4 Sn1447; Calibrated: 2019-03-21
- Phantom: HAC Test Arch with AMCC; Type: SD HAC P01 BB
- Measurement SW: DASY52, Version 52.10 (2);SEMCAD X Version 14.6.12 (7470)

T-Coil scan (scan for ANSI C63.19 2011 compliance)/WCDMA Band IV ch1413 WB-AMR6.6/z (axial) 4.2mm 50 x 50/ABM Interpolated Signal(x,y,z) (121x121x1): Interpolated grid: dx=1.000 mm, dy=1.000 mm
Signal Type: Audio File (.wav) 48k_voice_1kHz_1s.wav
Output Gain: 24.32
Measure Window Start: 300ms
Measure Window Length: 1000ms
BWC applied: 0.16 dB
Device Reference Point: 0, 0, -6.3 mm

Cursor:
ABM1/ABM2 = 48.87 dB
ABM1 = 1.00 dBA/m
ABM2 = -47.87 dBA/m
BWC Factor = 0.16 dB
Location: 7.1, 8.3, 3.7 mm



0 dB = 1.000 A/m = 0.00 dBA/m

WCDMA

Communication System: UID 0, UMTS-FDD (WCDMA) (0); Frequency: 1732.6 MHz; Duty Cycle: 1:1
Phantom section: TCoil Section
DASY5 Configuration:
- Probe: AM1DV3 - 3140; ; Calibrated: 2019-09-16
- Sensor-Surface: 0mm (Fix Surface)
- Electronics: DAE4 Sn1447; Calibrated: 2019-03-21
- Phantom: HAC Test Arch with AMCC; Type: SD HAC P01 BB
- Measurement SW: DASY52, Version 52.10 (2);SEMCAD X Version 14.6.12 (7470)

T-Coil scan (scan for ANSI C63.19 2011 compliance)/WCDMA Band IV ch1413 WB-AMR6.6/y (transversal) 4.2mm 50 x 50/ABM Interpolated Signal(x,y,z) (121x121x1):

Interpolated grid: dx=1.000 mm, dy=1.000 mm
Signal Type: Audio File (.wav) 48k_voice_1kHz_1s.wav
Output Gain: 24.32
Measure Window Start: 300ms
Measure Window Length: 1000ms
BWC applied: 0.16 dB
Device Reference Point: 0, 0, -6.3 mm

Cursor:
ABM1/ABM2 = 38.54 dB
ABM1 = -7.22 dBA/m
ABM2 = -45.76 dBA/m
BWC Factor = 0.16 dB
Location: 8.3, 17.5, 3.7 mm



0 dB = 1.000 A/m = 0.00 dBA/m

WCDMA

Communication System: UID 0, UMTS-FDD (WCDMA) (0); Frequency: 836.6 MHz;Duty Cycle: 1:1

T-Coil scan (scan for ANSI C63.19 2011 compliance)/WCDMA Band V ch4183 WB-AMR6.6/z (axial) 3GPP2 Normal Signal at best S/N/ABM Freq Resp(x,y,z,f) (1x1x1):

Measurement grid: dx=10mm, dy=10mm
Signal Type: Audio File (.wav) 48k_Normal_51s.wav
Output Gain: 52.36
Measure Window Start: 2000ms
Measure Window Length: 51000ms
BWC applied: 10.80 dB
Device Reference Point: 0, 0, -6.3 mm

Category	Telephone parameters WD signal quality [(signal+noise)-to-noise ratio in decibels]
Category T1	0 dB to 10 dB
Category T2	10 dB to 20 dB
Category T3	20 dB to 30 dB
Category T4	> 30 dB

Cursor:
Diff = 1.56 dB
BWC Factor = 10.80 dB
Location: 8.3, 8.3, 3.7 mm

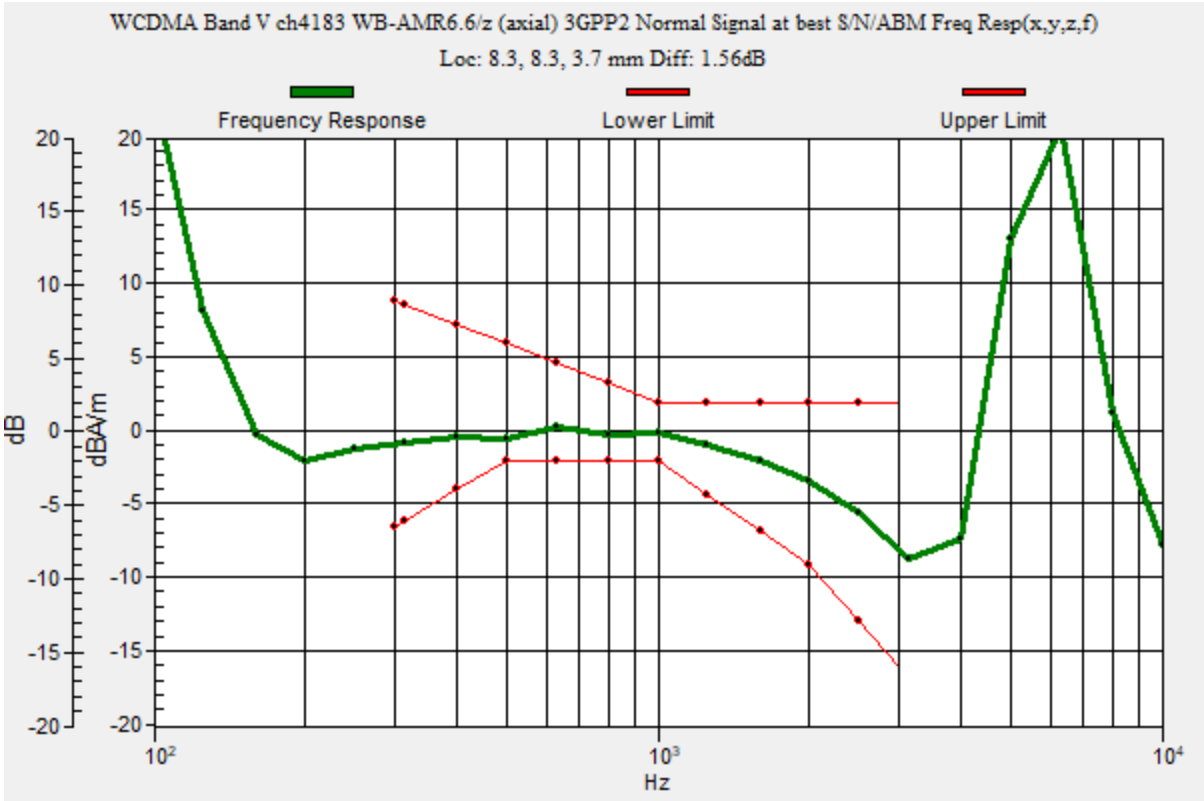

WCDMA

Communication System: UID 0, UMTS-FDD (WCDMA) (0); Frequency: 836.6 MHz; Duty Cycle: 1:1
Phantom section: TCoil Section
DASY5 Configuration:
- Probe: AM1DV3 - 3140; ; Calibrated: 2019-09-16
- Sensor-Surface: 0mm (Fix Surface)
- Electronics: DAE4 Sn1447; Calibrated: 2019-03-21
- Phantom: HAC Test Arch with AMCC; Type: SD HAC P01 BB
- Measurement SW: DASY52, Version 52.10 (2);SEMCAD X Version 14.6.12 (7470)

T-Coil scan (scan for ANSI C63.19 2011 compliance)/WCDMA Band V ch4183 WB-AMR6.6/z (axial) 4.2mm 50 x 50/ABM Interpolated Signal(x,y,z) (121x121x1): Interpolated grid: dx=1.000 mm, dy=1.000 mm
Signal Type: Audio File (.wav) 48k_voice_1kHz_1s.wav
Output Gain: 24.32
Measure Window Start: 300ms
Measure Window Length: 1000ms
BWC applied: 0.16 dB
Device Reference Point: 0, 0, -6.3 mm

Cursor:
ABM1/ABM2 = 47.61 dB
ABM1 = 0.73 dBA/m
ABM2 = -46.88 dBA/m
BWC Factor = 0.16 dB
Location: 8.3, 8.3, 3.7 mm



0 dB = 1.000 A/m = 0.00 dBA/m

WCDMA

Communication System: UID 0, UMTS-FDD (WCDMA) (0); Frequency: 836.6 MHz; Duty Cycle: 1:1
Phantom section: TCoil Section
DASY5 Configuration:
- Probe: AM1DV3 - 3140; ; Calibrated: 2019-09-16
- Sensor-Surface: 0mm (Fix Surface)
- Electronics: DAE4 Sn1447; Calibrated: 2019-03-21
- Phantom: HAC Test Arch with AMCC; Type: SD HAC P01 BB
- Measurement SW: DASY52, Version 52.10 (2);SEMCAD X Version 14.6.12 (7470)

T-Coil scan (scan for ANSI C63.19 2011 compliance)/WCDMA Band V ch4183 WB-AMR6.6/y (transversal) 4.2mm 50 x 50/ABM Interpolated Signal(x,y,z) (121x121x1):

Interpolated grid: dx=1.000 mm, dy=1.000 mm
Signal Type: Audio File (.wav) 48k_voice_1kHz_1s.wav
Output Gain: 24.32
Measure Window Start: 300ms
Measure Window Length: 1000ms
BWC applied: 0.16 dB
Device Reference Point: 0, 0, -6.3 mm

Cursor:
ABM1/ABM2 = 40.94 dB
ABM1 = -7.56 dBA/m
ABM2 = -48.50 dBA/m
BWC Factor = 0.16 dB
Location: 6.3, 17.1, 3.7 mm



0 dB = 1.000 A/m = 0.00 dBA/m

CDMA

Communication System: UID 0, CDMA2000 (0); Frequency: 836.52 MHz;Duty Cycle: 1:1

T-Coil scan (scan for ANSI C63.19 2011 compliance)/CDMA BC0 ch384 SO68/RC1 Full rate/z (axial) 3GPP2 Normal Signal at best S/N/ABM Freq Resp(x,y,z,f) (1x1x1):

Measurement grid: dx=10mm, dy=10mm
Signal Type: Audio File (.wav) 48k_Normal_51s.wav
Output Gain: 52.36
Measure Window Start: 2000ms
Measure Window Length: 51000ms
BWC applied: 10.80 dB
Device Reference Point: 0, 0, -6.3 mm

Category	Telephone parameters WD signal quality [(signal+noise)-to-noise ratio in decibels]
Category T1	0 dB to 10 dB
Category T2	10 dB to 20 dB
Category T3	20 dB to 30 dB
Category T4	> 30 dB

Cursor:
Diff = 1.81 dB
BWC Factor = 10.80 dB
Location: 7.9, 8.3, 3.7 mm

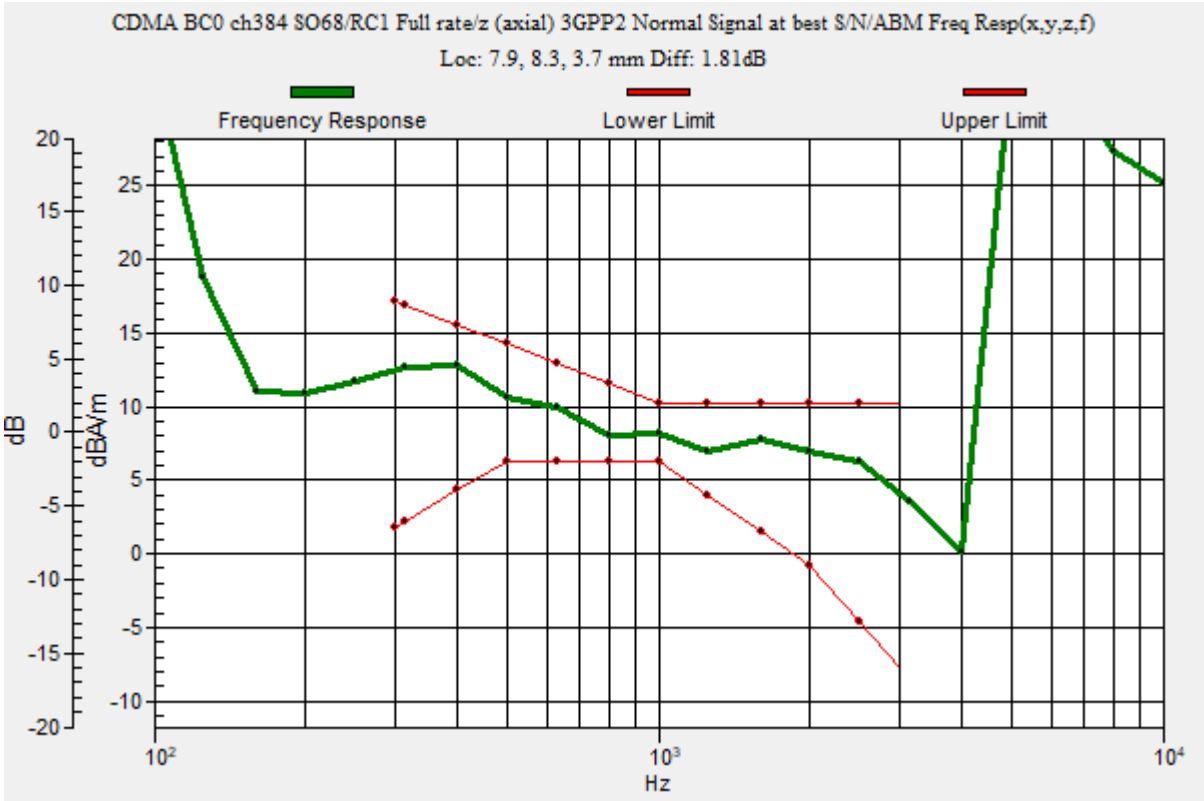

CDMA

Communication System: UID 0, CDMA2000 (0); Frequency: 836.52 MHz; Duty Cycle: 1:1
Phantom section: TCoil Section
DASY5 Configuration:
- Probe: AM1DV3 - 3140; ; Calibrated: 2019-09-16
- Sensor-Surface: 0mm (Fix Surface)
- Electronics: DAE4 Sn1447; Calibrated: 2019-03-21
- Phantom: HAC Test Arch with AMCC; Type: SD HAC P01 BB
- Measurement SW: DASY52, Version 52.10 (2);SEMCAD X Version 14.6.12 (7470)

T-Coil scan (scan for ANSI C63.19 2011 compliance)/CDMA BC0 ch384 SO68/RC1 Full rate/z (axial) 4.2mm 50 x 50/ABM Interpolated Signal(x,y,z) (121x121x1): Interpolated grid: dx=1.000 mm, dy=1.000 mm

Signal Type: Audio File (.wav) 48k_voice_1kHz_1s.wav
Output Gain: 19.32
Measure Window Start: 300ms
Measure Window Length: 1000ms
BWC applied: 0.16 dB
Device Reference Point: 0, 0, -6.3 mm

Cursor:
ABM1/ABM2 = 45.40 dB
ABM1 = 9.43 dBA/m
ABM2 = -35.97 dBA/m
BWC Factor = 0.16 dB
Location: 7.9, 8.3, 3.7 mm



0 dB = 1.000 A/m = 0.00 dBA/m

CDMA

Communication System: UID 0, CDMA2000 (0); Frequency: 836.52 MHz; Duty Cycle: 1:1
Phantom section: TCoil Section
DASY5 Configuration:
- Probe: AM1DV3 - 3140; ; Calibrated: 2019-09-16
- Sensor-Surface: 0mm (Fix Surface)
- Electronics: DAE4 Sn1447; Calibrated: 2019-03-21
- Phantom: HAC Test Arch with AMCC; Type: SD HAC P01 BB
- Measurement SW: DASY52, Version 52.10 (2);SEMCAD X Version 14.6.12 (7470)

T-Coil scan (scan for ANSI C63.19 2011 compliance)/CDMA BC0 ch384 SO68/RC1 Full rate/y (transversal) 4.2mm 50 x 50/ABM Interpolated Signal(x,y,z) (121x121x1): Interpolated grid: dx=1.000 mm, dy=1.000 mm

Signal Type: Audio File (.wav) 48k_voice_1kHz_1s.wav
Output Gain: 19.32
Measure Window Start: 300ms
Measure Window Length: 1000ms
BWC applied: 0.16 dB
Device Reference Point: 0, 0, -6.3 mm

Cursor:
ABM1/ABM2 = 47.35
ABM1 = 1.15 dBA/m
ABM2 = -46.20 dBA/m
BWC Factor = 0.16 dB
Location: 7.9, 17.5, 3.7 mm



0 dB = 1.000 A/m = 0.00 dBA/m

CDMA

Communication System: UID 0, CDMA2000 (0); Frequency: 1880 MHz;Duty Cycle: 1:1

T-Coil scan (scan for ANSI C63.19 2011 compliance)/CDMA BC1 ch600 SO68/RC1 Full rate/z (axial) 3GPP2 Normal Signal at best S/N/ABM Freq Resp(x,y,z,f) (1x1x1):

Measurement grid: dx=10mm, dy=10mm
Signal Type: Audio File (.wav) 48k_Normal_51s.wav
Output Gain: 52.36
Measure Window Start: 2000ms
Measure Window Length: 51000ms
BWC applied: 10.80 dB
Device Reference Point: 0, 0, -6.3 mm

Category	Telephone parameters WD signal quality [(signal+noise)-to-noise ratio in decibels]
Category T1	0 dB to 10 dB
Category T2	10 dB to 20 dB
Category T3	20 dB to 30 dB
Category T4	> 30 dB

Cursor:
Diff = 1.84 dB
BWC Factor = 10.80 dB
Location: 7.9, 8.3, 3.7 mm

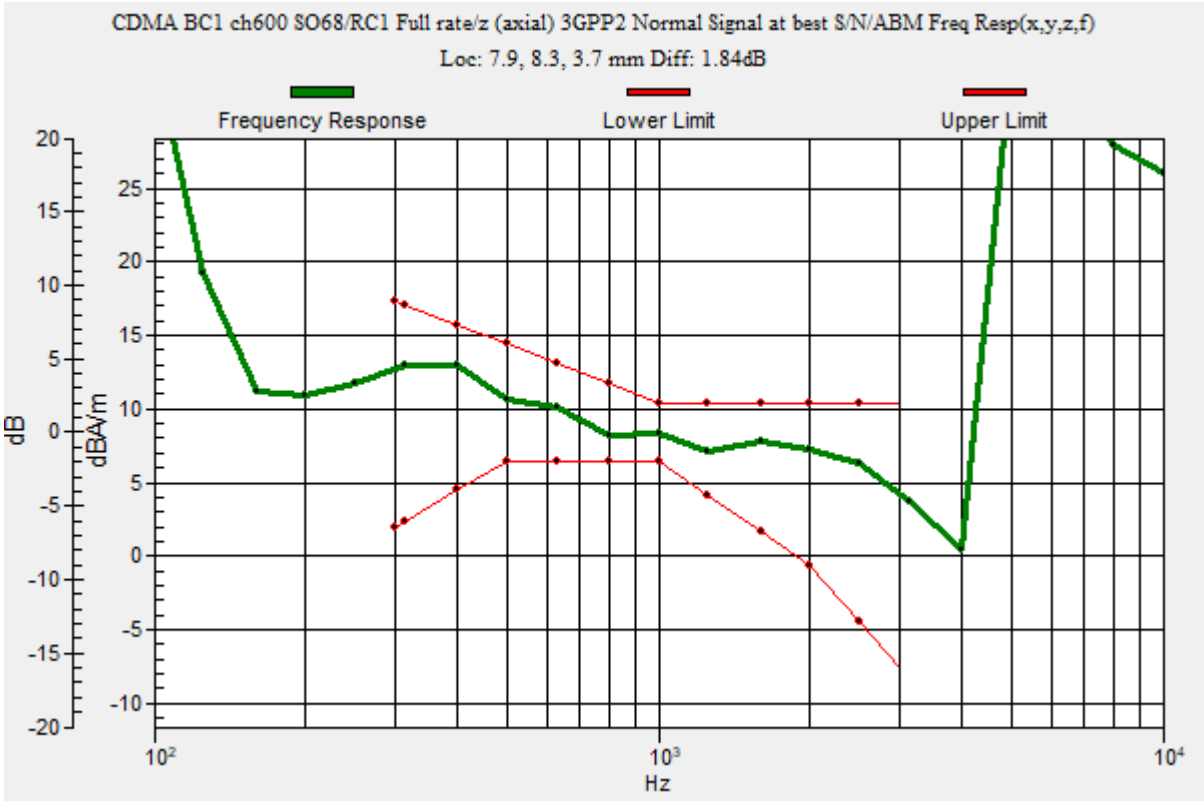

CDMA

Communication System: UID 0, CDMA2000 (0); Frequency: 1880 MHz; Duty Cycle: 1:1
Phantom section: TCoil Section
DASY5 Configuration:
- Probe: AM1DV3 - 3140; ; Calibrated: 2019-09-16
- Sensor-Surface: 0mm (Fix Surface)
- Electronics: DAE4 Sn1447; Calibrated: 2019-03-21
- Phantom: HAC Test Arch with AMCC; Type: SD HAC P01 BB
- Measurement SW: DASY52, Version 52.10 (2);SEMCAD X Version 14.6.12 (7470)

T-Coil scan (scan for ANSI C63.19 2011 compliance)/CDMA BC1 ch600 SO68/RC1 Full rate/z (axial) 4.2mm 50 x 50/ABM Interpolated Signal(x,y,z) (121x121x1): Interpolated grid: dx=1.000 mm, dy=1.000 mm

Signal Type: Audio File (.wav) 48k_voice_1kHz_1s.wav
Output Gain: 19.32
Measure Window Start: 300ms
Measure Window Length: 1000ms
BWC applied: 0.16 dB
Device Reference Point: 0, 0, -6.3 mm

Cursor:
ABM1/ABM2 = 43.71 dB
ABM1 = 9.49 dBA/m
ABM2 = -34.22 dBA/m
BWC Factor = 0.16 dB
Location: 7.9, 8.3, 3.7 mm



0 dB = 1.000 A/m = 0.00 dBA/m

CDMA

Communication System: UID 0, CDMA2000 (0); Frequency: 1880 MHz; Duty Cycle: 1:1
Phantom section: TCoil Section
DASY5 Configuration:
- Probe: AM1DV3 - 3140; ; Calibrated: 2019-09-16
- Sensor-Surface: 0mm (Fix Surface)
- Electronics: DAE4 Sn1447; Calibrated: 2019-03-21
- Phantom: HAC Test Arch with AMCC; Type: SD HAC P01 BB
- Measurement SW: DASY52, Version 52.10 (2);SEMCAD X Version 14.6.12 (7470)

T-Coil scan (scan for ANSI C63.19 2011 compliance)/CDMA BC1 ch600 SO68/RC1 Full rate/y (transversal) 4.2mm 50 x 50/ABM Interpolated Signal(x,y,z) (121x121x1): Interpolated grid: dx=1.000 mm, dy=1.000 mm

Signal Type: Audio File (.wav) 48k_voice_1kHz_1s.wav
Output Gain: 19.32
Measure Window Start: 300ms
Measure Window Length: 1000ms
BWC applied: 0.16 dB
Device Reference Point: 0, 0, -6.3 mm

Cursor:
ABM1/ABM2 = 47.34 dB
ABM1 = 1.49 dBA/m
ABM2 = -45.85 dBA/m
BWC Factor = 0.16 dB
Location: 8.3, 17.1, 3.7 mm



0 dB = 1.000 A/m = 0.00 dBA/m

CDMA

Communication System: UID 0, CDMA2000 (0); Frequency: 820.5 MHz;Duty Cycle: 1:1

T-Coil scan (scan for ANSI C63.19 2011 compliance)/CDMA BC10 ch580 SO68/RC1 Full rate/z (axial) 3GPP2 Normal Signal at best S/N/ABM Freq Resp(x,y,z,f) (1x1x1):

Measurement grid: dx=10mm, dy=10mm
Signal Type: Audio File (.wav) 48k_Normal_51s.wav
Output Gain: 52.36
Measure Window Start: 2000ms
Measure Window Length: 51000ms
BWC applied: 10.80 dB
Device Reference Point: 0, 0, -6.3 mm

Category	Telephone parameters WD signal quality [(signal+noise)-to-noise ratio in decibels]
Category T1	0 dB to 10 dB
Category T2	10 dB to 20 dB
Category T3	20 dB to 30 dB
Category T4	> 30 dB

Cursor:
Diff = 1.95 dB
BWC Factor = 10.80 dB
Location: 7.5, 8.3, 3.7 mm

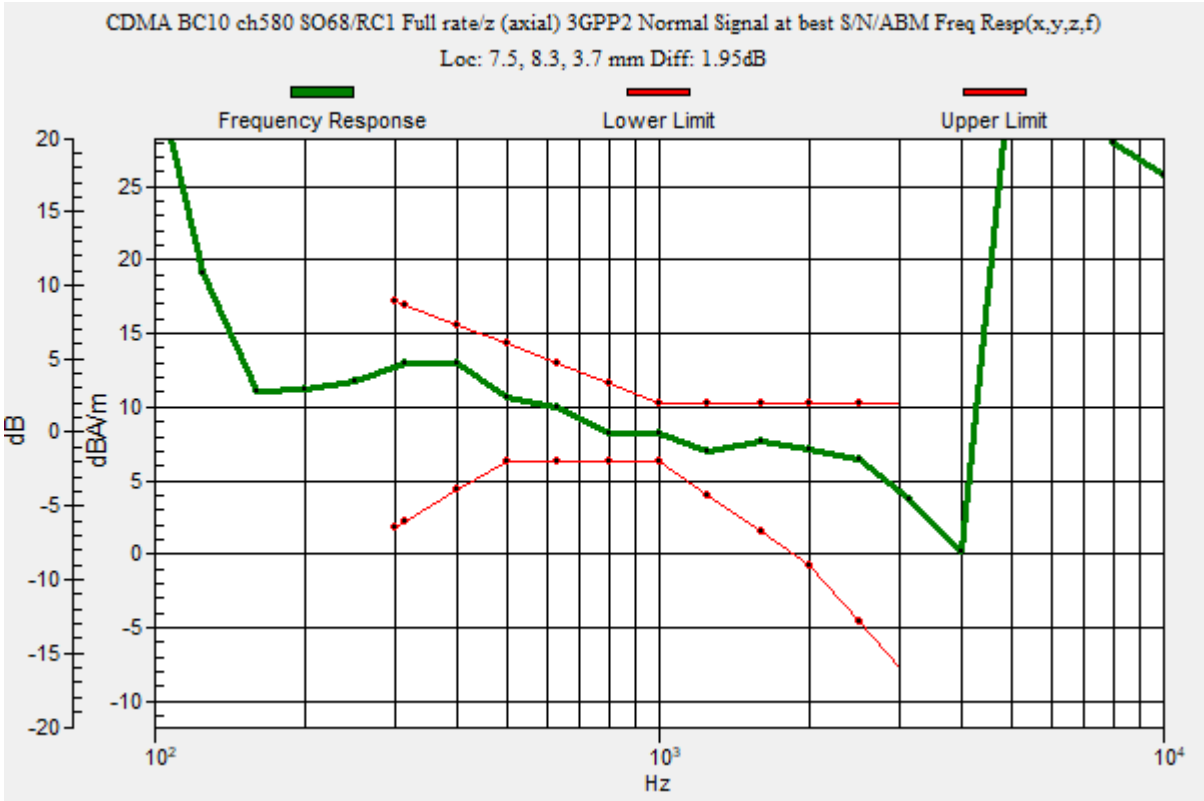

CDMA

Communication System: UID 0, CDMA2000 (0); Frequency: 820.5 MHz; Duty Cycle: 1:1
Phantom section: TCoil Section
DASY5 Configuration:
- Probe: AM1DV3 - 3140; ; Calibrated: 2019-09-16
- Sensor-Surface: 0mm (Fix Surface)
- Electronics: DAE4 Sn1447; Calibrated: 2019-03-21
- Phantom: HAC Test Arch with AMCC; Type: SD HAC P01 BB
- Measurement SW: DASY52, Version 52.10 (2);SEMCAD X Version 14.6.12 (7470)

T-Coil scan (scan for ANSI C63.19 2011 compliance)/CDMA BC10 ch580 SO68/RC1 Full rate/z (axial) 4.2mm 50 x 50/ABM Interpolated Signal(x,y,z) (121x121x1): Interpolated grid: dx=1.000 mm, dy=1.000 mm
Signal Type: Audio File (.wav) 48k_voice_1kHz_1s.wav
Output Gain: 19.32
Measure Window Start: 300ms
Measure Window Length: 1000ms
BWC applied: 0.16 dB
Device Reference Point: 0, 0, -6.3 mm

Cursor:
ABM1/ABM2 = 47.03 dB
ABM1 = 9.58 dBA/m
ABM2 = -37.45 dBA/m
BWC Factor = 0.16 dB
Location: 7.5, 8.3, 3.7 mm



0 dB = 1.000 A/m = 0.00 dBA/m

CDMA

Communication System: UID 0, CDMA2000 (0); Frequency: 820.5 MHz; Duty Cycle: 1:1
Phantom section: TCoil Section
DASY5 Configuration:
- Probe: AM1DV3 - 3140; ; Calibrated: 2019-09-16
- Sensor-Surface: 0mm (Fix Surface)
- Electronics: DAE4 Sn1447; Calibrated: 2019-03-21
- Phantom: HAC Test Arch with AMCC; Type: SD HAC P01 BB
- Measurement SW: DASY52, Version 52.10 (2);SEMCAD X Version 14.6.12 (7470)

T-Coil scan (scan for ANSI C63.19 2011 compliance)/CDMA BC10 ch580 SO68/RC1 Full rate/y (transversal) 4.2mm 50 x 50 2/ABM Interpolated Signal(x,y,z) (121x121x1):

Interpolated grid: dx=1.000 mm, dy=1.000 mm
Signal Type: Audio File (.wav) 48k_voice_1kHz_1s.wav
Output Gain: 19.32
Measure Window Start: 300ms
Measure Window Length: 1000ms
BWC applied: 0.16 dB
Device Reference Point: 0, 0, -6.3 mm

Cursor:
ABM1/ABM2 = 48.00 dB
ABM1 = 1.16 dBA/m
ABM2 = -46.84 dBA/m
BWC Factor = 0.16 dB
Location: 7.9, 17.1, 3.7 mm



0 dB = 1.000 A/m = 0.00 dBA/m

VoLTE_FDD

Communication System: UID 0, LTE (FDD) (0); Frequency: 2535 MHz;Duty Cycle: 1:1

T-Coil scan (scan for ANSI C63.19 2011 compliance)/LTE Band 7 20 MHz 16QAM RB1/0 ch21100 WB-AMR6.6/z (axial) 3GPP2 Normal Signal at best S/N/ABM Freq Resp(x,y,z,f) (1x1x1): Measurement grid: dx=10mm, dy=10mm

Signal Type: Audio File (.wav) 48k_Normal_51s.wav
Output Gain: 52.36
Measure Window Start: 2000ms
Measure Window Length: 51000ms
BWC applied: 10.80 dB
Device Reference Point: 0, 0, -6.3 mm

Category	Telephone parameters WD signal quality [(signal+noise)-to-noise ratio in decibels]
Category T1	0 dB to 10 dB
Category T2	10 dB to 20 dB
Category T3	20 dB to 30 dB
Category T4	> 30 dB

Cursor:
Diff = 1.40 dB
BWC Factor = 10.80 dB
Location: 7.9, 8.3, 3.7 mm

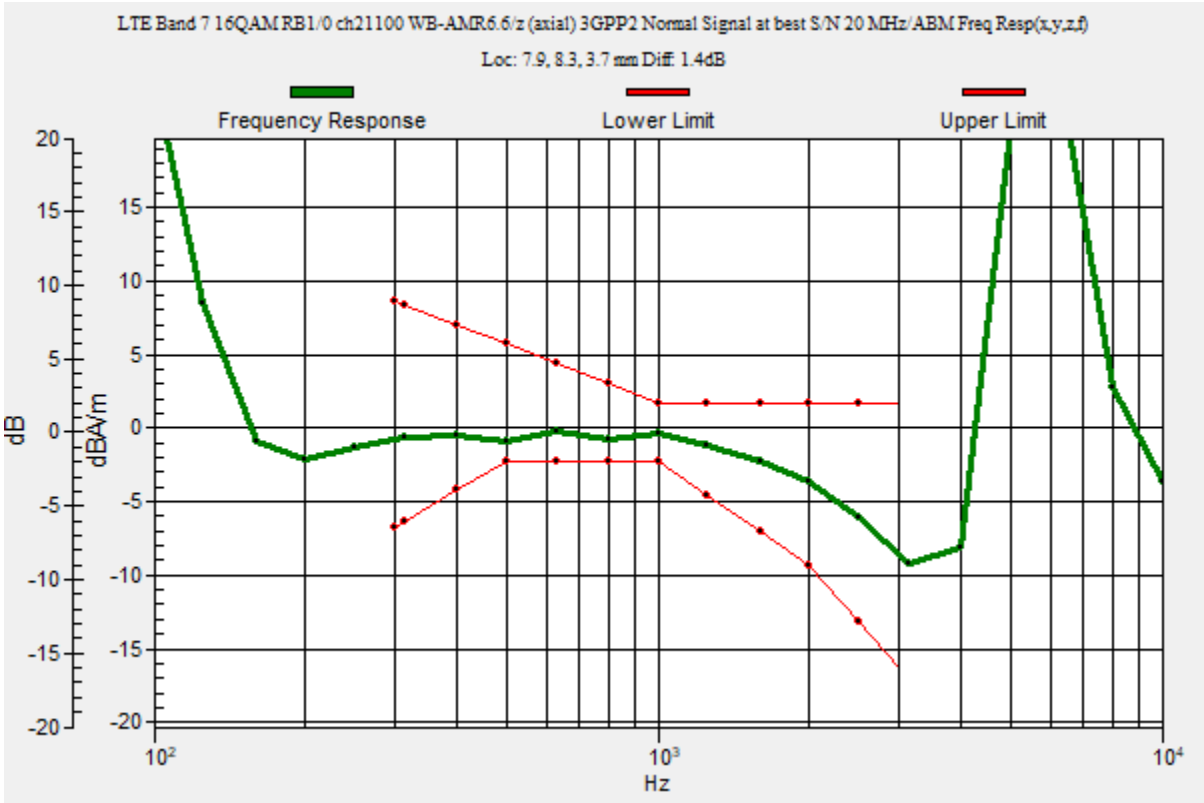

VoLTE_FDD

Communication System: UID 0, LTE (FDD) (0); Frequency: 2535 MHz; Duty Cycle: 1:1
Phantom section: TCoil Section
DASY5 Configuration:
- Probe: AM1DV3 - 3140; ; Calibrated: 2019-09-16
- Sensor-Surface: 0mm (Fix Surface)
- Electronics: DAE4 Sn1447; Calibrated: 2019-03-21
- Phantom: HAC Test Arch with AMCC; Type: SD HAC P01 BB
- Measurement SW: DASY52, Version 52.10 (2);SEMCAD X Version 14.6.12 (7470)

T-Coil scan (scan for ANSI C63.19 2011 compliance)/LTE Band 7 20 MHz 16QAM RB1/0 ch21100 WB-AMR6.6/z (axial) 4.2mm 50 x 50/ABM Interpolated Signal(x,y,z) (121x121x1):

Interpolated grid: dx=1.000 mm, dy=1.000 mm
Signal Type: Audio File (.wav) 48k_voice_1kHz_1s.wav
Output Gain: 24.32
Measure Window Start: 300ms
Measure Window Length: 1000ms
BWC applied: 0.16 dB
Device Reference Point: 0, 0, -6.3 mm

Cursor:
ABM1/ABM2 = 44.32 dB
ABM1 = 1.05 dBA/m
ABM2 = -43.27 dBA/m
BWC Factor = 0.16 dB
Location: 7.9, 8.3, 3.7 mm



0 dB = 1.000 A/m = 0.00 dBA/m

VoLTE_FDD

Communication System: UID 0, LTE (FDD) (0); Frequency: 2535 MHz; Duty Cycle: 1:1
Phantom section: TCoil Section
DASY5 Configuration:
- Probe: AM1DV3 - 3140; ; Calibrated: 2019-09-16
- Sensor-Surface: 0mm (Fix Surface)
- Electronics: DAE4 Sn1447; Calibrated: 2019-03-21
- Phantom: HAC Test Arch with AMCC; Type: SD HAC P01 BB
- Measurement SW: DASY52, Version 52.10 (2);SEMCAD X Version 14.6.12 (7470)

T-Coil scan (scan for ANSI C63.19 2011 compliance)/LTE Band 7 20 MHz 16QAM RB1/0 ch21100 WB-AMR6.6/y (transversal) 4.2mm 50 x 50/ABM Interpolated Signal(x,y,z) (121x121x1): Interpolated grid: dx=1.000 mm, dy=1.000 mm

Signal Type: Audio File (.wav) 48k_voice_1kHz_1s.wav
Output Gain: 24.32
Measure Window Start: 300ms
Measure Window Length: 1000ms
BWC applied: 0.16 dB
Device Reference Point: 0, 0, -6.3 mm

Cursor:
ABM1/ABM2 = 36.68 dB
ABM1 = -7.75 dBA/m
ABM2 = -44.43 dBA/m
BWC Factor = 0.16 dB
Location: 8.3, 17.1, 3.7 mm



0 dB = 1.000 A/m = 0.00 dBA/m

VoLTE_FDD

Communication System: UID 0, LTE (FDD) (0); Frequency: 707.5 MHz;Duty Cycle: 1:1

T-Coil scan (scan for ANSI C63.19 2011 compliance)/LTE Band 12 10 MHz 16QAM RB1/0 ch23095 WB-AMR6.6/z (axial) 3GPP2 Normal Signal at best S/N/ABM Freq Resp(x,y,z,f) (1x1x1): Measurement grid: dx=10mm, dy=10mm

Signal Type: Audio File (.wav) 48k_Normal_51s.wav
Output Gain: 52.36
Measure Window Start: 2000ms
Measure Window Length: 51000ms
BWC applied: 10.80 dB
Device Reference Point: 0, 0, -6.3 mm

Category	Telephone parameters WD signal quality [(signal+noise)-to-noise ratio in decibels]
Category T1	0 dB to 10 dB
Category T2	10 dB to 20 dB
Category T3	20 dB to 30 dB
Category T4	> 30 dB

Cursor:
Diff = 1.72 dB
BWC Factor = 10.80 dB
Location: 8.3, 8.3, 3.7 mm

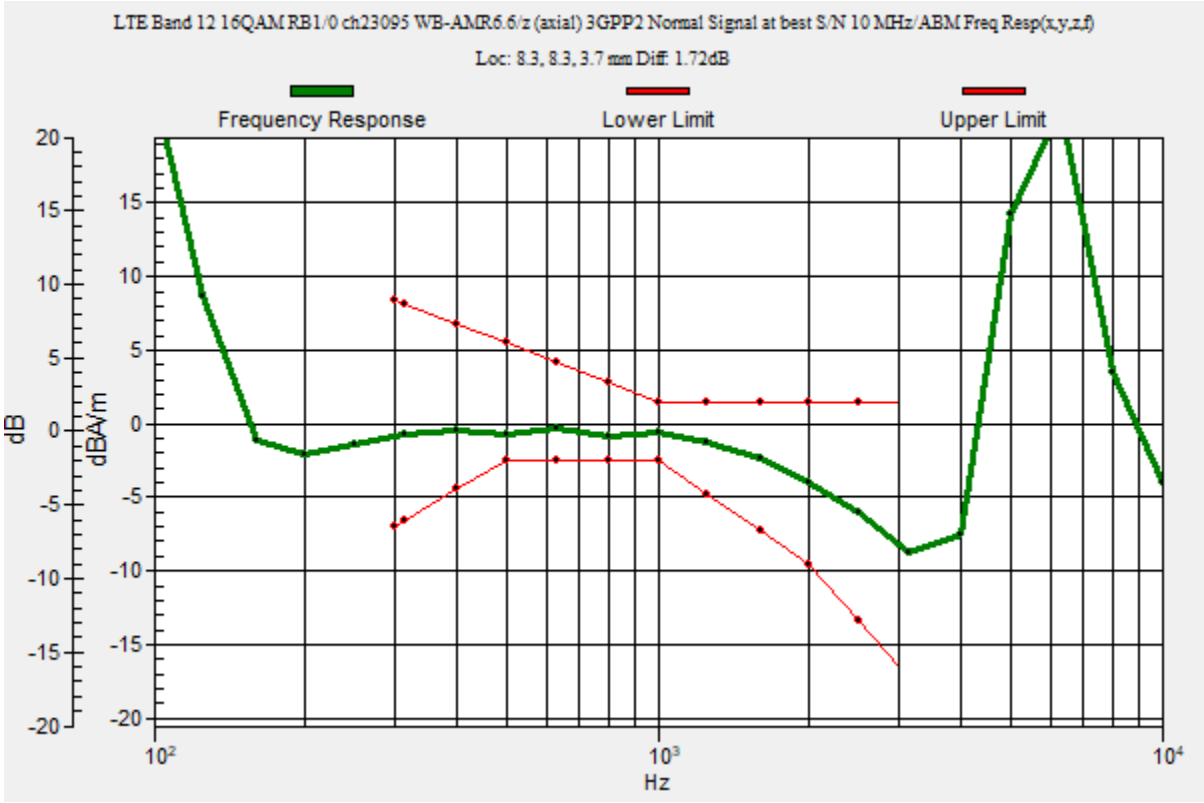

VoLTE_FDD

Communication System: UID 0, LTE (FDD) (0); Frequency: 707.5 MHz; Duty Cycle: 1:1
Phantom section: TCoil Section
DASY5 Configuration:
- Probe: AM1DV3 - 3140; ; Calibrated: 2019-09-16
- Sensor-Surface: 0mm (Fix Surface)
- Electronics: DAE4 Sn1447; Calibrated: 2019-03-21
- Phantom: HAC Test Arch with AMCC; Type: SD HAC P01 BB
- Measurement SW: DASY52, Version 52.10 (2);SEMCAD X Version 14.6.12 (7470)

T-Coil scan (scan for ANSI C63.19 2011 compliance)/LTE Band 12 10 MHz 16QAM RB1/0 ch23095 WB-AMR6.6/z (axial) 4.2mm 50 x 50/ABM Interpolated Signal(x,y,z) (121x121x1):

Interpolated grid: dx=1.000 mm, dy=1.000 mm
Signal Type: Audio File (.wav) 48k_voice_1kHz_1s.wav
Output Gain: 24.32
Measure Window Start: 300ms
Measure Window Length: 1000ms
BWC applied: 0.16 dB
Device Reference Point: 0, 0, -6.3 mm

Cursor:
ABM1/ABM2 = 41.36 dB
ABM1 = 0.20 dBA/m
ABM2 = -41.16 dBA/m
BWC Factor = 0.16 dB
Location: 8.3, 8.3, 3.7 mm



0 dB = 1.000 A/m = 0.00 dBA/m

VoLTE_FDD

Communication System: UID 0, LTE (FDD) (0); Frequency: 707.5 MHz; Duty Cycle: 1:1
Phantom section: TCoil Section
DASY5 Configuration:
- Probe: AM1DV3 - 3140; ; Calibrated: 2019-09-16
- Sensor-Surface: 0mm (Fix Surface)
- Electronics: DAE4 Sn1447; Calibrated: 2019-03-21
- Phantom: HAC Test Arch with AMCC; Type: SD HAC P01 BB
- Measurement SW: DASY52, Version 52.10 (2);SEMCAD X Version 14.6.12 (7470)

T-Coil scan (scan for ANSI C63.19 2011 compliance)/LTE Band 12 10 MHz 16QAM RB1/0 ch23095 WB-AMR6.6/y (transversal) 4.2mm 50 x 50/ABM Interpolated Signal(x,y,z) (121x121x1): Interpolated grid: dx=1.000 mm, dy=1.000 mm

Signal Type: Audio File (.wav) 48k_voice_1kHz_1s.wav
Output Gain: 24.32
Measure Window Start: 300ms
Measure Window Length: 1000ms
BWC applied: 0.16 dB
Device Reference Point: 0, 0, -6.3 mm

Cursor:
ABM1/ABM2 = 37.58 dB
ABM1 = -7.84 dBA/m
ABM2 = -45.42 dBA/m
BWC Factor = 0.16 dB
Location: 8.3, 17.5, 3.7 mm



0 dB = 1.000 A/m = 0.00 dBA/m

VoLTE_FDD

Communication System: UID 0, LTE (FDD) (0); Frequency: 782 MHz;Duty Cycle: 1:1

T-Coil scan (scan for ANSI C63.19 2011 compliance)/LTE Band 13 10 MHz 16QAM RB1/0 ch23230 WB-AMR6.6/z (axial) 3GPP2 Normal Signal at best S/N/ABM Freq Resp(x,y,z,f) (1x1x1): Measurement grid: dx=10mm, dy=10mm

Signal Type: Audio File (.wav) 48k_Normal_51s.wav
Output Gain: 52.36
Measure Window Start: 2000ms
Measure Window Length: 51000ms
BWC applied: 10.80 dB
Device Reference Point: 0, 0, -6.3 mm

Category	Telephone parameters WD signal quality [(signal+noise)-to-noise ratio in decibels]
Category T1	0 dB to 10 dB
Category T2	10 dB to 20 dB
Category T3	20 dB to 30 dB
Category T4	> 30 dB

Cursor:
Diff = 1.54 dB
BWC Factor = 10.80 dB
Location: 7.9, 8.3, 3.7 mm

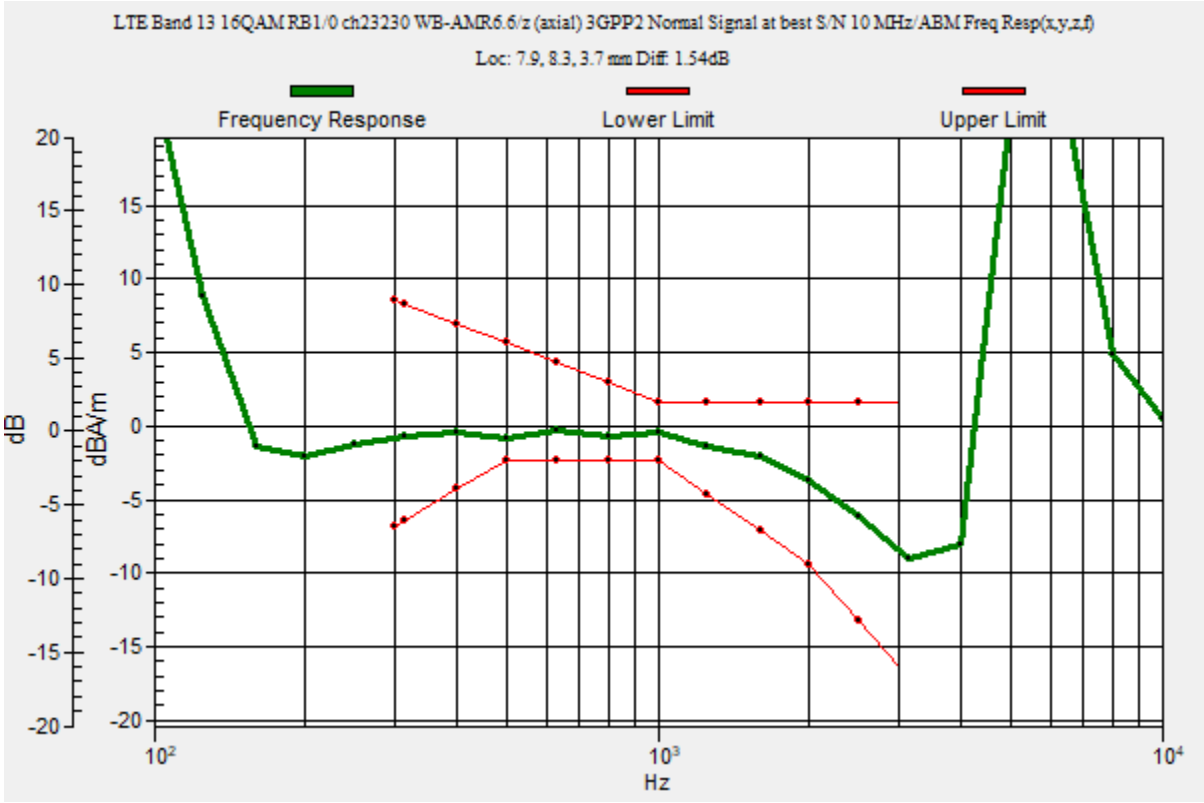

VoLTE_FDD

Communication System: UID 0, LTE (FDD) (0); Frequency: 782 MHz; Duty Cycle: 1:1
Phantom section: TCoil Section
DASY5 Configuration:
- Probe: AM1DV3 - 3140; ; Calibrated: 2019-09-16
- Sensor-Surface: 0mm (Fix Surface)
- Electronics: DAE4 Sn1447; Calibrated: 2019-03-21
- Phantom: HAC Test Arch with AMCC; Type: SD HAC P01 BB
- Measurement SW: DASY52, Version 52.10 (2);SEMCAD X Version 14.6.12 (7470)

T-Coil scan (scan for ANSI C63.19 2011 compliance)/LTE Band 13 10 MHz 16QAM RB1/0 ch23230 WB-AMR6.6/z (axial) 4.2mm 50 x 50/ABM Interpolated Signal(x,y,z) (121x121x1):

Interpolated grid: dx=1.000 mm, dy=1.000 mm
Signal Type: Audio File (.wav) 48k_voice_1kHz_1s.wav
Output Gain: 24.32
Measure Window Start: 300ms
Measure Window Length: 1000ms
BWC applied: 0.16 dB
Device Reference Point: 0, 0, -6.3 mm

Cursor:
ABM1/ABM2 = 40.26 dB
ABM1 = 0.29 dBA/m
ABM2 = -39.97 dBA/m
BWC Factor = 0.16 dB
Location: 7.9, 8.3, 3.7 mm



0 dB = 1.000 A/m = 0.00 dBA/m

VoLTE_FDD

Communication System: UID 0, LTE (FDD) (0); Frequency: 782 MHz; Duty Cycle: 1:1
Phantom section: TCoil Section
DASY5 Configuration:
- Probe: AM1DV3 - 3140; ; Calibrated: 2019-09-16
- Sensor-Surface: 0mm (Fix Surface)
- Electronics: DAE4 Sn1447; Calibrated: 2019-03-21
- Phantom: HAC Test Arch with AMCC; Type: SD HAC P01 BB
- Measurement SW: DASY52, Version 52.10 (2);SEMCAD X Version 14.6.12 (7470)

T-Coil scan (scan for ANSI C63.19 2011 compliance)/LTE Band 13 10 MHz 16QAM RB1/0 ch23230 WB-AMR6.6/y (transversal) 4.2mm 50 x 50/ABM Interpolated Signal(x,y,z) (121x121x1): Interpolated grid: dx=1.000 mm, dy=1.000 mm

Signal Type: Audio File (.wav) 48k_voice_1kHz_1s.wav
Output Gain: 24.32
Measure Window Start: 300ms
Measure Window Length: 1000ms
BWC applied: 0.16 dB
Device Reference Point: 0, 0, -6.3 mm

Cursor:
ABM1/ABM2 = 37.32 dB
ABM1 = -8.12 dBA/m
ABM2 = -45.44 dBA/m
BWC Factor = 0.16 dB
Location: 8.3, 17.5, 3.7 mm



0 dB = 1.000 A/m = 0.00 dBA/m

VoLTE_FDD

Communication System: UID 0, LTE (FDD) (0); Frequency: 793 MHz;Duty Cycle: 1:1

T-Coil scan (scan for ANSI C63.19 2011 compliance)/LTE Band 14 10 MHz 16QAM RB1/0 ch23330 WB-AMR6.6/z (axial) 3GPP2 Normal Signal at best S/N/ABM Freq Resp(x,y,z,f) (1x1x1): Measurement grid: dx=10mm, dy=10mm

Signal Type: Audio File (.wav) 48k_Normal_51s.wav
Output Gain: 52.36
Measure Window Start: 2000ms
Measure Window Length: 51000ms
BWC applied: 10.80 dB
Device Reference Point: 0, 0, -6.3 mm

Category	Telephone parameters WD signal quality [(signal+noise)-to-noise ratio in decibels]
Category T1	0 dB to 10 dB
Category T2	10 dB to 20 dB
Category T3	20 dB to 30 dB
Category T4	> 30 dB

Cursor:
Diff = 1.39 dB
BWC Factor = 10.80 dB
Location: 7.9, 8.3, 3.7 mm

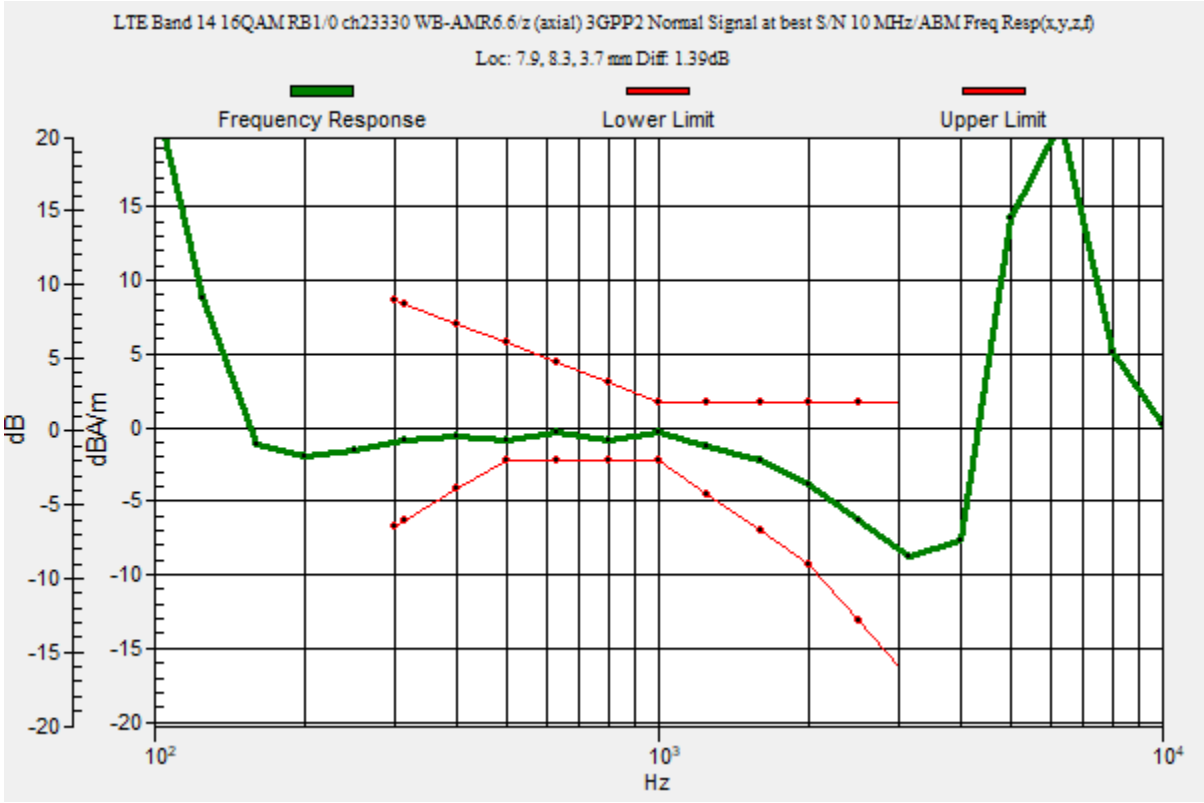

VoLTE_FDD

Communication System: UID 0, LTE (FDD) (0); Frequency: 793 MHz; Duty Cycle: 1:1
Phantom section: TCoil Section
DASY5 Configuration:
- Probe: AM1DV3 - 3140; ; Calibrated: 2019-09-16
- Sensor-Surface: 0mm (Fix Surface)
- Electronics: DAE4 Sn1447; Calibrated: 2019-03-21
- Phantom: HAC Test Arch with AMCC; Type: SD HAC P01 BB
- Measurement SW: DASY52, Version 52.10 (2);SEMCAD X Version 14.6.12 (7470)

T-Coil scan (scan for ANSI C63.19 2011 compliance)/LTE Band 14 10 MHz 16QAM RB1/0 ch23330 WB-AMR6.6/z (axial) 4.2mm 50 x 50/ABM Interpolated Signal(x,y,z) (121x121x1):

Interpolated grid: dx=1.000 mm, dy=1.000 mm
Signal Type: Audio File (.wav) 48k_voice_1kHz_1s.wav
Output Gain: 24.32
Measure Window Start: 300ms
Measure Window Length: 1000ms
BWC applied: 0.16 dB
Device Reference Point: 0, 0, -6.3 mm

Cursor:
ABM1/ABM2 = 41.16 dB
ABM1 = 0.98 dBA/m
ABM2 = -40.18 dBA/m
BWC Factor = 0.16 dB
Location: 7.9, 8.3, 3.7 mm



0 dB = 1.000 A/m = 0.00 dBA/m

VoLTE_FDD

Communication System: UID 0, LTE (FDD) (0); Frequency: 793 MHz; Duty Cycle: 1:1
Phantom section: TCoil Section
DASY5 Configuration:
- Probe: AM1DV3 - 3140; ; Calibrated: 2019-09-16
- Sensor-Surface: 0mm (Fix Surface)
- Electronics: DAE4 Sn1447; Calibrated: 2019-03-21
- Phantom: HAC Test Arch with AMCC; Type: SD HAC P01 BB
- Measurement SW: DASY52, Version 52.10 (2);SEMCAD X Version 14.6.12 (7470)

T-Coil scan (scan for ANSI C63.19 2011 compliance)/LTE Band 14 10 MHz 16QAM RB1/0 ch23330 WB-AMR6.6/y (transversal) 4.2mm 50 x 50/ABM Interpolated Signal(x,y,z) (121x121x1): Interpolated grid: dx=1.000 mm, dy=1.000 mm

Signal Type: Audio File (.wav) 48k_voice_1kHz_1s.wav
Output Gain: 24.32
Measure Window Start: 300ms
Measure Window Length: 1000ms
BWC applied: 0.16 dB
Device Reference Point: 0, 0, -6.3 mm

Cursor:
ABM1/ABM2 = 38.00 dB
ABM1 = -7.71 dBA/m
ABM2 = -45.71 dBA/m
BWC Factor = 0.16 dB
Location: 8.3, 17.5, 3.7 mm



0 dB = 1.000 A/m = 0.00 dBA/m

VoLTE_FDD

Communication System: UID 0, LTE (FDD) (0); Frequency: 1882.5 MHz;Duty Cycle: 1:1

T-Coil scan (scan for ANSI C63.19 2011 compliance)/LTE Band 25 20 MHz 16QAM RB1/0 ch26365 WB-AMR6.6/z (axial) 3GPP2 Normal Signal at best S/N/ABM Freq Resp(x,y,z,f) (1x1x1): Measurement grid: dx=10mm, dy=10mm

Signal Type: Audio File (.wav) 48k_Normal_51s.wav
Output Gain: 52.36
Measure Window Start: 2000ms
Measure Window Length: 51000ms
BWC applied: 10.80 dB
Device Reference Point: 0, 0, -6.3 mm

Category	Telephone parameters WD signal quality [(signal+noise)-to-noise ratio in decibels]
Category T1	0 dB to 10 dB
Category T2	10 dB to 20 dB
Category T3	20 dB to 30 dB
Category T4	> 30 dB

Cursor:
Diff = 1.38 dB
BWC Factor = 10.80 dB
Location: 7.9, 8.7, 3.7 mm

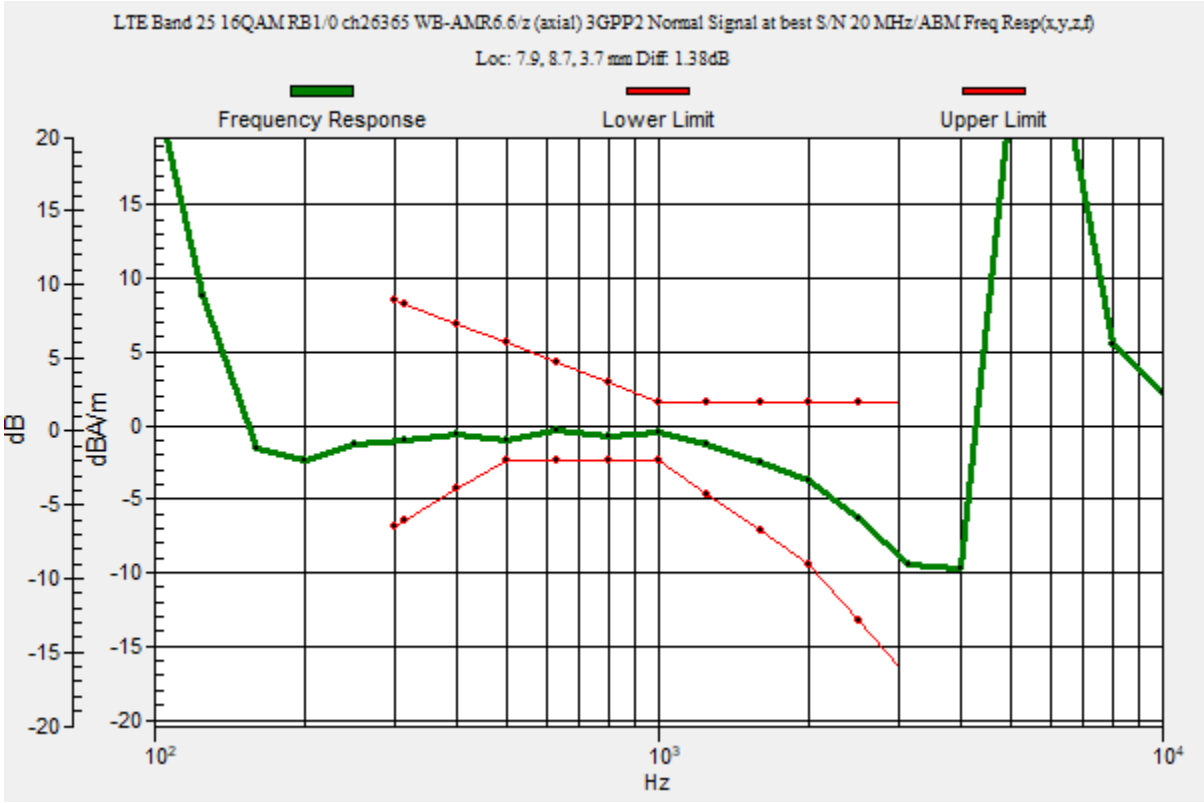

VoLTE_FDD

Communication System: UID 0, LTE (FDD) (0); Frequency: 1882.5 MHz; Duty Cycle: 1:1
Phantom section: TCoil Section
DASY5 Configuration:
- Probe: AM1DV3 - 3140; ; Calibrated: 2019-09-16
- Sensor-Surface: 0mm (Fix Surface)
- Electronics: DAE4 Sn1447; Calibrated: 2019-03-21
- Phantom: HAC Test Arch with AMCC; Type: SD HAC P01 BB
- Measurement SW: DASY52, Version 52.10 (2);SEMCAD X Version 14.6.12 (7470)

T-Coil scan (scan for ANSI C63.19 2011 compliance)/LTE Band 25 20 MHz 16QAM RB1/0 ch26365 WB-AMR6.6/z (axial) 4.2mm 50 x 50/ABM Interpolated Signal(x,y,z) (121x121x1):

Interpolated grid: dx=1.000 mm, dy=1.000 mm
Signal Type: Audio File (.wav) 48k_voice_1kHz_1s.wav
Output Gain: 24.32
Measure Window Start: 300ms
Measure Window Length: 1000ms
BWC applied: 0.16 dB
Device Reference Point: 0, 0, -6.3 mm

Cursor:
ABM1/ABM2 = 39.43 dB
ABM1 = 0.57 dBA/m
ABM2 = -38.86 dBA/m
BWC Factor = 0.16 dB
Location: 7.9, 8.7, 3.7 mm



0 dB = 1.000 A/m = 0.00 dBA/m

VoLTE_FDD

Communication System: UID 0, LTE (FDD) (0); Frequency: 1882.5 MHz; Duty Cycle: 1:1
Phantom section: TCoil Section
DASY5 Configuration:
- Probe: AM1DV3 - 3140; ; Calibrated: 2019-09-16
- Sensor-Surface: 0mm (Fix Surface)
- Electronics: DAE4 Sn1447; Calibrated: 2019-03-21
- Phantom: HAC Test Arch with AMCC; Type: SD HAC P01 BB
- Measurement SW: DASY52, Version 52.10 (2);SEMCAD X Version 14.6.12 (7470)

T-Coil scan (scan for ANSI C63.19 2011 compliance)/LTE Band 25 20 MHz 16QAM RB1/0 ch26365 WB-AMR6.6/y (transversal) 4.2mm 50 x 50/ABM Interpolated Signal(x,y,z) (121x121x1): Interpolated grid: dx=1.000 mm, dy=1.000 mm

Signal Type: Audio File (.wav) 48k_voice_1kHz_1s.wav
Output Gain: 24.32
Measure Window Start: 300ms
Measure Window Length: 1000ms
BWC applied: 0.16 dB
Device Reference Point: 0, 0, -6.3 mm

Cursor:
ABM1/ABM2 = 36.97 dB
ABM1 = -8.12 dBA/m
ABM2 = -45.09 dBA/m
BWC Factor = 0.16 dB
Location: 8.3, 17.5, 3.7 mm



0 dB = 1.000 A/m = 0.00 dBA/m

VoLTE_FDD

Communication System: UID 0, LTE (FDD) (0); Frequency: 831.5 MHz;Duty Cycle: 1:1

T-Coil scan (scan for ANSI C63.19 2011 compliance)/LTE Band 26 15 MHz 16QAM RB1/0 ch26865 WB-AMR6.6/z (axial) 3GPP2 Normal Signal at best S/N/ABM Freq Resp(x,y,z,f) (1x1x1): Measurement grid: dx=10mm, dy=10mm

Signal Type: Audio File (.wav) 48k_Normal_51s.wav
Output Gain: 52.36
Measure Window Start: 2000ms
Measure Window Length: 51000ms
BWC applied: 10.80 dB
Device Reference Point: 0, 0, -6.3 mm

Category	Telephone parameters WD signal quality [(signal+noise)-to-noise ratio in decibels]
Category T1	0 dB to 10 dB
Category T2	10 dB to 20 dB
Category T3	20 dB to 30 dB
Category T4	> 30 dB

Cursor:
Diff = 1.46 dB
BWC Factor = 10.80 dB
Location: 7.9, 8.7, 3.7 mm

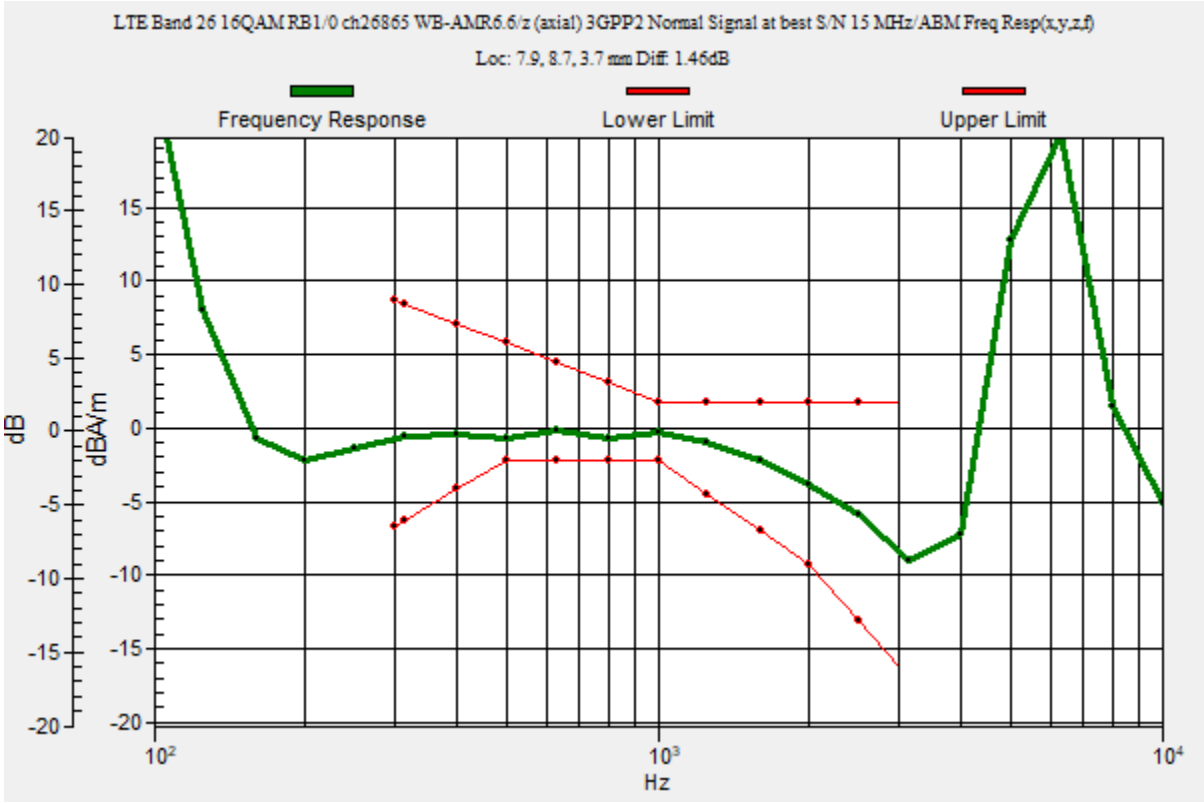

VoLTE_FDD

Communication System: UID 0, LTE (FDD) (0); Frequency: 831.5 MHz; Duty Cycle: 1:1
Phantom section: TCoil Section
DASY5 Configuration:
- Probe: AM1DV3 - 3140; ; Calibrated: 2019-09-16
- Sensor-Surface: 0mm (Fix Surface)
- Electronics: DAE4 Sn1447; Calibrated: 2019-03-21
- Phantom: HAC Test Arch with AMCC; Type: SD HAC P01 BB
- Measurement SW: DASY52, Version 52.10 (2);SEMCAD X Version 14.6.12 (7470)

T-Coil scan (scan for ANSI C63.19 2011 compliance)/LTE Band 26 15 MHz 16QAM RB1/0 ch26865 WB-AMR6.6/z (axial) 4.2mm 50 x 50/ABM Interpolated Signal(x,y,z) (121x121x1):

Interpolated grid: dx=1.000 mm, dy=1.000 mm
Signal Type: Audio File (.wav) 48k_voice_1kHz_1s.wav
Output Gain: 24.32
Measure Window Start: 300ms
Measure Window Length: 1000ms
BWC applied: 0.16 dB
Device Reference Point: 0, 0, -6.3 mm

Cursor:
ABM1/ABM2 = 44.46 dB
ABM1 = 0.85 dBA/m
ABM2 = -43.61 dBA/m
BWC Factor = 0.16 dB
Location: 7.9, 8.7, 3.7 mm



0 dB = 1.000 A/m = 0.00 dBA/m

VoLTE_FDD

Communication System: UID 0, LTE (FDD) (0); Frequency: 831.5 MHz; Duty Cycle: 1:1
Phantom section: TCoil Section
DASY5 Configuration:
- Probe: AM1DV3 - 3140; ; Calibrated: 2019-09-16
- Sensor-Surface: 0mm (Fix Surface)
- Electronics: DAE4 Sn1447; Calibrated: 2019-03-21
- Phantom: HAC Test Arch with AMCC; Type: SD HAC P01 BB
- Measurement SW: DASY52, Version 52.10 (2);SEMCAD X Version 14.6.12 (7470)

T-Coil scan (scan for ANSI C63.19 2011 compliance)/LTE Band 26 15 MHz 16QAM RB1/0 ch26865 WB-AMR6.6/y (transversal) 4.2mm 50 x 50/ABM Interpolated Signal(x,y,z) (121x121x1): Interpolated grid: dx=1.000 mm, dy=1.000 mm

Signal Type: Audio File (.wav) 48k_voice_1kHz_1s.wav
Output Gain: 24.32
Measure Window Start: 300ms
Measure Window Length: 1000ms
BWC applied: 0.16 dB
Device Reference Point: 0, 0, -6.3 mm

Cursor:
ABM1/ABM2 = 38.41 dB
ABM1 = -7.61 dBA/m
ABM2 = -46.02 dBA/m
BWC Factor = 0.16 dB
Location: 7.1, 17.1, 3.7 mm



0 dB = 1.000 A/m = 0.00 dBA/m

VoLTE_FDD

Communication System: UID 0, LTE (FDD) (0); Frequency: 2310 MHz;Duty Cycle: 1:1

T-Coil scan (scan for ANSI C63.19 2011 compliance)/LTE Band 30 10 MHz 16QAM RB1/0 ch27710 WB-AMR6.6/z (axial) 3GPP2 Normal Signal at best S/N/ABM Freq Resp(x,y,z,f) (1x1x1): Measurement grid: dx=10mm, dy=10mm

Signal Type: Audio File (.wav) 48k_Normal_51s.wav
Output Gain: 52.36
Measure Window Start: 2000ms
Measure Window Length: 51000ms
BWC applied: 10.80 dB
Device Reference Point: 0, 0, -6.3 mm

Category	Telephone parameters WD signal quality [(signal+noise)-to-noise ratio in decibels]
Category T1	0 dB to 10 dB
Category T2	10 dB to 20 dB
Category T3	20 dB to 30 dB
Category T4	> 30 dB

Cursor:
Diff = 1.40 dB
BWC Factor = 10.80 dB
Location: 7.9, 8.3, 3.7 mm

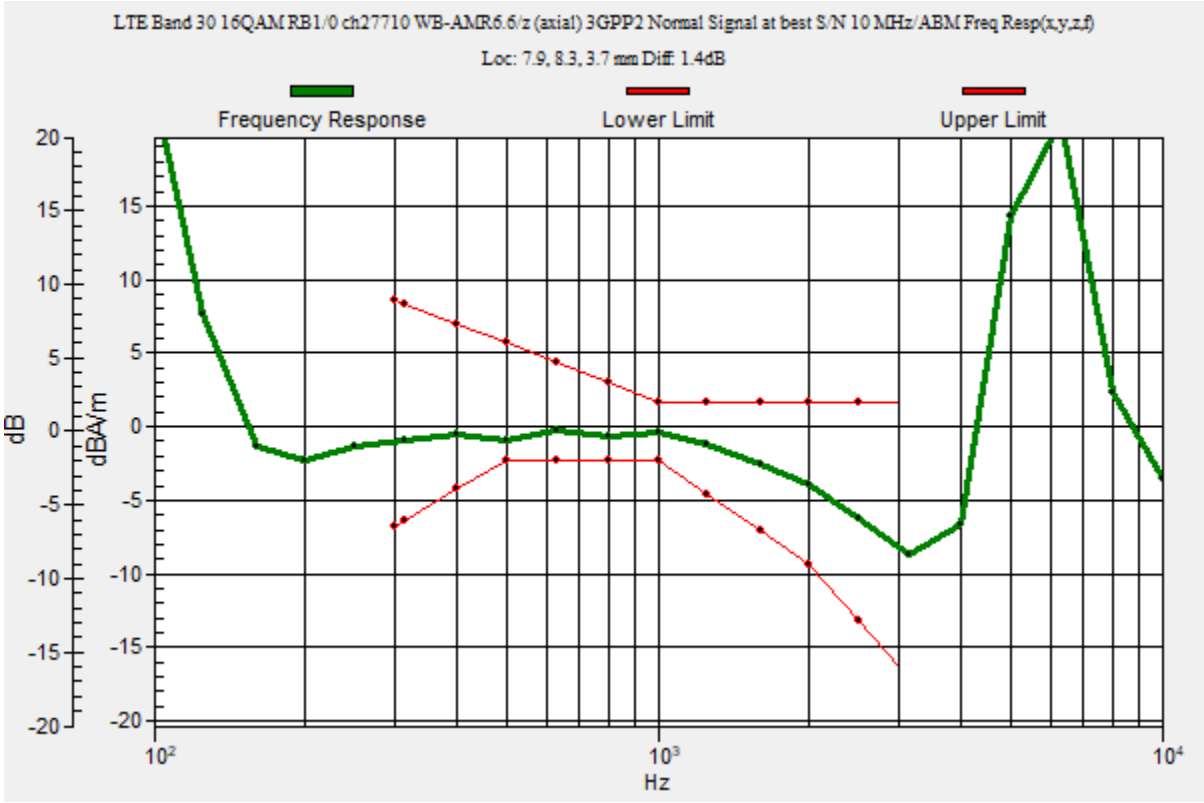

VoLTE_FDD

Communication System: UID 0, LTE (FDD) (0); Frequency: 2310 MHz; Duty Cycle: 1:1
Phantom section: TCoil Section
DASY5 Configuration:
- Probe: AM1DV3 - 3140; ; Calibrated: 2019-09-16
- Sensor-Surface: 0mm (Fix Surface)
- Electronics: DAE4 Sn1447; Calibrated: 2019-03-21
- Phantom: HAC Test Arch with AMCC; Type: SD HAC P01 BB
- Measurement SW: DASY52, Version 52.10 (2);SEMCAD X Version 14.6.12 (7470)

T-Coil scan (scan for ANSI C63.19 2011 compliance)/LTE Band 30 10 MHz 16QAM RB1/0 ch27710 WB-AMR6.6/z (axial) 4.2mm 50 x 50/ABM Interpolated Signal(x,y,z) (121x121x1):

Interpolated grid: dx=1.000 mm, dy=1.000 mm
Signal Type: Audio File (.wav) 48k_voice_1kHz_1s.wav
Output Gain: 24.32
Measure Window Start: 300ms
Measure Window Length: 1000ms
BWC applied: 0.16 dB
Device Reference Point: 0, 0, -6.3 mm

Cursor:
ABM1/ABM2 = 42.68 dB
ABM1 = 0.61 dBA/m
ABM2 = -42.07 dBA/m
BWC Factor = 0.16 dB
Location: 7.9, 8.3, 3.7 mm



0 dB = 1.000 A/m = 0.00 dBA/m

VoLTE_FDD

Communication System: UID 0, LTE (FDD) (0); Frequency: 2310 MHz; Duty Cycle: 1:1
Phantom section: TCoil Section
DASY5 Configuration:
- Probe: AM1DV3 - 3140; ; Calibrated: 2019-09-16
- Sensor-Surface: 0mm (Fix Surface)
- Electronics: DAE4 Sn1447; Calibrated: 2019-03-21
- Phantom: HAC Test Arch with AMCC; Type: SD HAC P01 BB
- Measurement SW: DASY52, Version 52.10 (2);SEMCAD X Version 14.6.12 (7470)

T-Coil scan (scan for ANSI C63.19 2011 compliance)/LTE Band 30 10 MHz 16QAM RB1/0 ch27710 WB-AMR6.6/y (transversal) 4.2mm 50 x 50/ABM Interpolated Signal(x,y,z) (121x121x1): Interpolated grid: dx=1.000 mm, dy=1.000 mm

Signal Type: Audio File (.wav) 48k_voice_1kHz_1s.wav
Output Gain: 24.32
Measure Window Start: 300ms
Measure Window Length: 1000ms
BWC applied: 0.16 dB
Device Reference Point: 0, 0, -6.3 mm

Cursor:
ABM1/ABM2 = 36.99 dB
ABM1 = -8.21 dBA/m
ABM2 = -45.20 dBA/m
BWC Factor = 0.16 dB
Location: 8.3, 17.9, 3.7 mm



0 dB = 1.000 A/m = 0.00 dBA/m

VoLTE_FDD

Communication System: UID 0, LTE (FDD) (0); Frequency: 1745 MHz;Duty Cycle: 1:1

T-Coil scan (scan for ANSI C63.19 2011 compliance)/LTE Band 66 20MHz 16QAM RB1/0 ch132322 WB-AMR6.6 BW/z (axial) 3GPP2 Normal Signal at best S/N/ABM Freq Resp(x,y,z,f) (1x1x1): Measurement grid: dx=10mm, dy=10mm

Signal Type: Audio File (.wav) 48k_Normal_51s.wav
Output Gain: 52.36
Measure Window Start: 2000ms
Measure Window Length: 51000ms
BWC applied: 10.80 dB
Device Reference Point: 0, 0, -6.3 mm

Category	Telephone parameters WD signal quality [(signal+noise)-to-noise ratio in decibels]
Category T1	0 dB to 10 dB
Category T2	10 dB to 20 dB
Category T3	20 dB to 30 dB
Category T4	> 30 dB

Cursor:
Diff = 1.36 dB
BWC Factor = 10.80 dB
Location: 7.5, 8.7, 3.7 mm

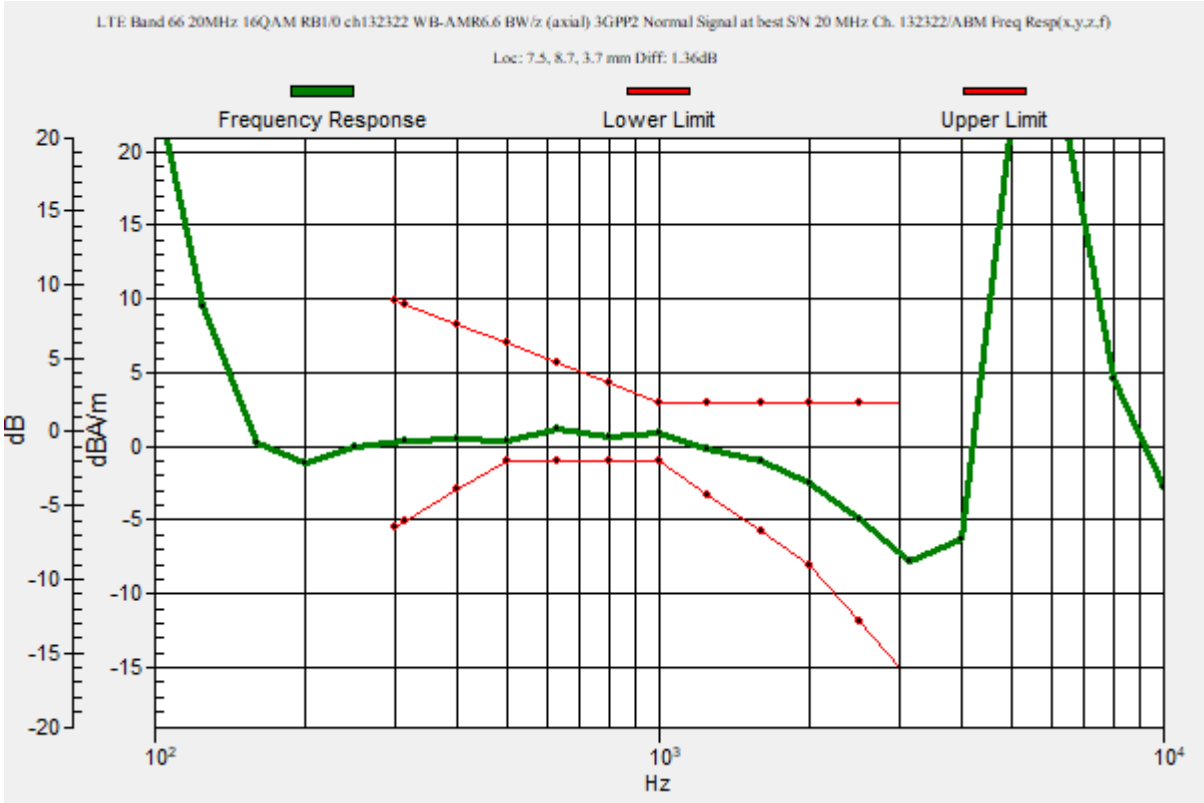

VoLTE_FDD

Communication System: UID 0, LTE (FDD) (0); Frequency: 1745 MHz; Duty Cycle: 1:1
Phantom section: TCoil Section
DASY5 Configuration:
- Probe: AM1DV3 - 3140; ; Calibrated: 2019-09-16
- Sensor-Surface: 0mm (Fix Surface)
- Electronics: DAE4 Sn1447; Calibrated: 2019-03-21
- Phantom: HAC Test Arch with AMCC; Type: SD HAC P01 BB
- Measurement SW: DASY52, Version 52.10 (2);SEMCAD X Version 14.6.12 (7470)

T-Coil scan (scan for ANSI C63.19 2011 compliance)/LTE Band 66 20MHz 16QAM RB1/0 ch132322 WB-AMR6.6 BW/z (axial) 4.2mm 50 x 50/ABM Interpolated Signal(x,y,z) (121x121x1): Interpolated grid: dx=1.000 mm, dy=1.000 mm

Signal Type: Audio File (.wav) 48k_voice_1kHz_1s.wav
Output Gain: 24.32
Measure Window Start: 300ms
Measure Window Length: 1000ms
BWC applied: 0.16 dB
Device Reference Point: 0, 0, -6.3 mm

Cursor:
ABM1/ABM2 = 37.93 dB
ABM1 = 0.14 dBA/m
ABM2 = -37.79 dBA/m
BWC Factor = 0.16 dB
Location: 7.5, 8.7, 3.7 mm



0 dB = 1.000 A/m = 0.00 dBA/m

VoLTE_FDD

Communication System: UID 0, LTE (FDD) (0); Frequency: 1745 MHz; Duty Cycle: 1:1
Phantom section: TCoil Section
DASY5 Configuration:
- Probe: AM1DV3 - 3140; ; Calibrated: 2019-09-16
- Sensor-Surface: 0mm (Fix Surface)
- Electronics: DAE4 Sn1447; Calibrated: 2019-03-21
- Phantom: HAC Test Arch with AMCC; Type: SD HAC P01 BB
- Measurement SW: DASY52, Version 52.10 (2);SEMCAD X Version 14.6.12 (7470)

T-Coil scan (scan for ANSI C63.19 2011 compliance)/LTE Band 66 20MHz 16QAM RB1/0 ch132322 WB-AMR6.6 BW/y (transversal) 4.2mm 50 x 50/ABM Interpolated Signal(x,y,z) (121x121x1): Interpolated grid: dx=1.000 mm, dy=1.000 mm

Signal Type: Audio File (.wav) 48k_voice_1kHz_1s.wav
Output Gain: 24.32
Measure Window Start: 300ms
Measure Window Length: 1000ms
BWC applied: 0.16 dB
Device Reference Point: 0, 0, -6.3 mm

Cursor:
ABM1/ABM2 = 36.12 dB
ABM1 = -8.31 dBA/m
ABM2 = -44.43 dBA/m
BWC Factor = 0.16 dB
Location: 7.9, 17.5, 3.7 mm



0 dB = 1.000 A/m = 0.00 dBA/m

VoLTE_FDD

Communication System: UID 0, LTE (FDD) (0); Frequency: 680.5 MHz;Duty Cycle: 1:1

T-Coil scan (scan for ANSI C63.19 2011 compliance)/LTE Band 71 20 MHz 16QAM RB1/0 ch133297 WB-AMR6.6/z (axial) 3GPP2 Normal Signal at best S/N/ABM Freq Resp(x,y,z,f) (1x1x1): Measurement grid: dx=10mm, dy=10mm

Signal Type: Audio File (.wav) 48k_Normal_51s.wav
Output Gain: 52.36
Measure Window Start: 2000ms
Measure Window Length: 51000ms
BWC applied: 10.80 dB
Device Reference Point: 0, 0, -6.3 mm

Category	Telephone parameters WD signal quality [(signal+noise)-to-noise ratio in decibels]
Category T1	0 dB to 10 dB
Category T2	10 dB to 20 dB
Category T3	20 dB to 30 dB
Category T4	> 30 dB

Cursor:
Diff = 1.32 dB
BWC Factor = 10.80 dB
Location: 7.9, 8.3, 3.7 mm

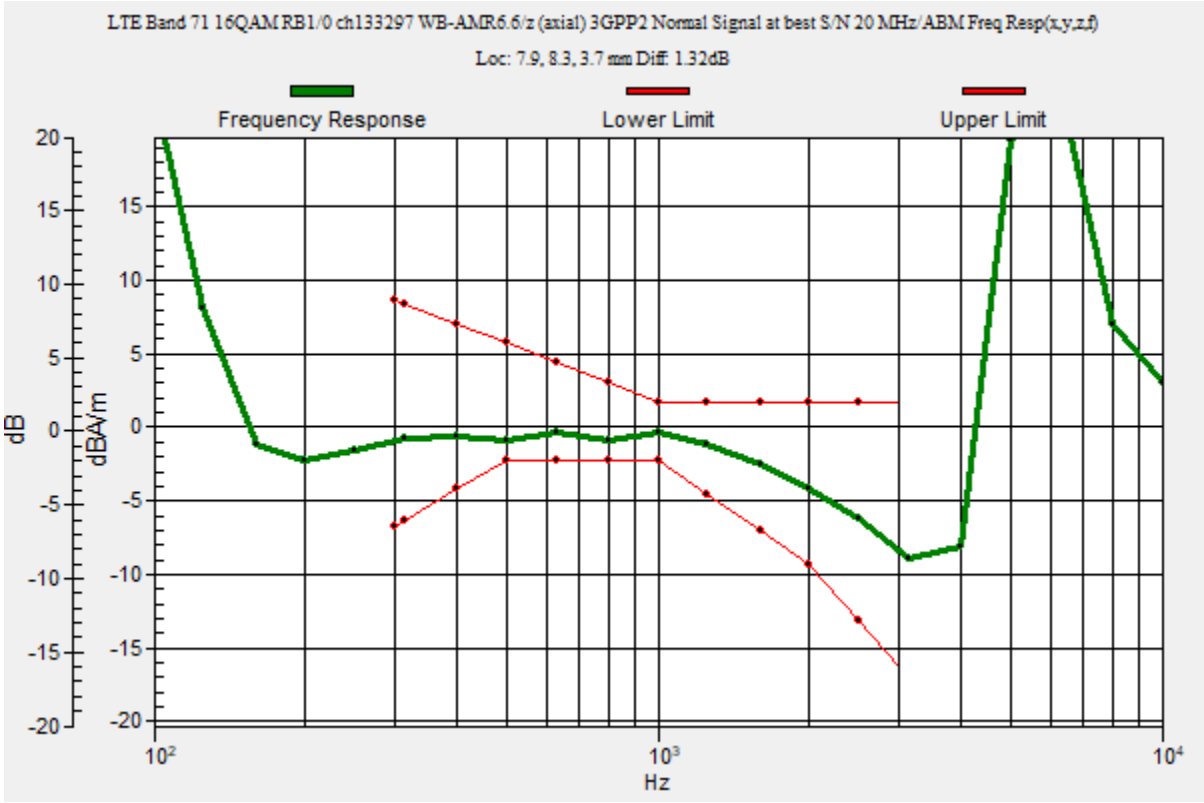

VoLTE_FDD

Communication System: UID 0, LTE (FDD) (0); Frequency: 680.5 MHz; Duty Cycle: 1:1
Phantom section: TCoil Section
DASY5 Configuration:
- Probe: AM1DV3 - 3140; ; Calibrated: 2019-09-16
- Sensor-Surface: 0mm (Fix Surface)
- Electronics: DAE4 Sn1447; Calibrated: 2019-03-21
- Phantom: HAC Test Arch with AMCC; Type: SD HAC P01 BB
- Measurement SW: DASY52, Version 52.10 (2);SEMCAD X Version 14.6.12 (7470)

T-Coil scan (scan for ANSI C63.19 2011 compliance)/LTE Band 71 20 MHz 16QAM RB1/0 ch133297 WB-AMR6.6/z (axial) 4.2mm 50 x 50/ABM Interpolated Signal(x,y,z) (121x121x1): Interpolated grid: dx=1.000 mm, dy=1.000 mm

Signal Type: Audio File (.wav) 48k_voice_1kHz_1s.wav
Output Gain: 24.32
Measure Window Start: 300ms
Measure Window Length: 1000ms
BWC applied: 0.16 dB
Device Reference Point: 0, 0, -6.3 mm

Cursor:
ABM1/ABM2 = 38.16 dB
ABM1 = 0.08 dBA/m
ABM2 = -38.08 dBA/m
BWC Factor = 0.16 dB
Location: 7.9, 8.3, 3.7 mm



0 dB = 1.000 A/m = 0.00 dBA/m

VoLTE_FDD

Communication System: UID 0, LTE (FDD) (0); Frequency: 680.5 MHz; Duty Cycle: 1:1
Phantom section: TCoil Section
DASY5 Configuration:
- Probe: AM1DV3 - 3140; ; Calibrated: 2019-09-16
- Sensor-Surface: 0mm (Fix Surface)
- Electronics: DAE4 Sn1447; Calibrated: 2019-03-21
- Phantom: HAC Test Arch with AMCC; Type: SD HAC P01 BB
- Measurement SW: DASY52, Version 52.10 (2);SEMCAD X Version 14.6.12 (7470)

T-Coil scan (scan for ANSI C63.19 2011 compliance)/LTE Band 71 20 MHz 16QAM RB1/0 ch133297 WB-AMR6.6/y (transversal) 4.2mm 50 x 50/ABM Interpolated Signal(x,y,z) (121x121x1): Interpolated grid: dx=1.000 mm, dy=1.000 mm

Signal Type: Audio File (.wav) 48k_voice_1kHz_1s.wav
Output Gain: 24.32
Measure Window Start: 300ms
Measure Window Length: 1000ms
BWC applied: 0.16 dB
Device Reference Point: 0, 0, -6.3 mm

Cursor:
ABM1/ABM2 = 36.50 dB
ABM1 = -7.68 dBA/m
ABM2 = -44.18 dBA/m
BWC Factor = 0.16 dB
Location: 7.9, 17.1, 3.7 mm



0 dB = 1.000 A/m = 0.00 dBA/m

VoLTE TDD

Communication System: UID 0, LTE (TDD) (0); Frequency: 2593 MHz;Duty Cycle: 1:1.59956

T-Coil scan (scan for ANSI C63.19 2011 compliance)/LTE Band 41 20 MHz QPSK RB1/0 ch40620 WB-AMR6.6/z (axial) 3GPP2 Normal Signal at best S/N/ABM Freq Resp(x,y,z,f) (1x1x1): Measurement grid: dx=10mm, dy=10mm

Signal Type: Audio File (.wav) 48k_Normal_51s.wav
Output Gain: 52.36
Measure Window Start: 2000ms
Measure Window Length: 51000ms
BWC applied: 10.80 dB
Device Reference Point: 0, 0, -6.3 mm

Category	Telephone parameters WD signal quality [(signal+noise)-to-noise ratio in decibels]
Category T1	0 dB to 10 dB
Category T2	10 dB to 20 dB
Category T3	20 dB to 30 dB
Category T4	> 30 dB

Cursor:
Diff = 1.47 dB
BWC Factor = 10.80 dB
Location: 8.3, 8.3, 3.7 mm

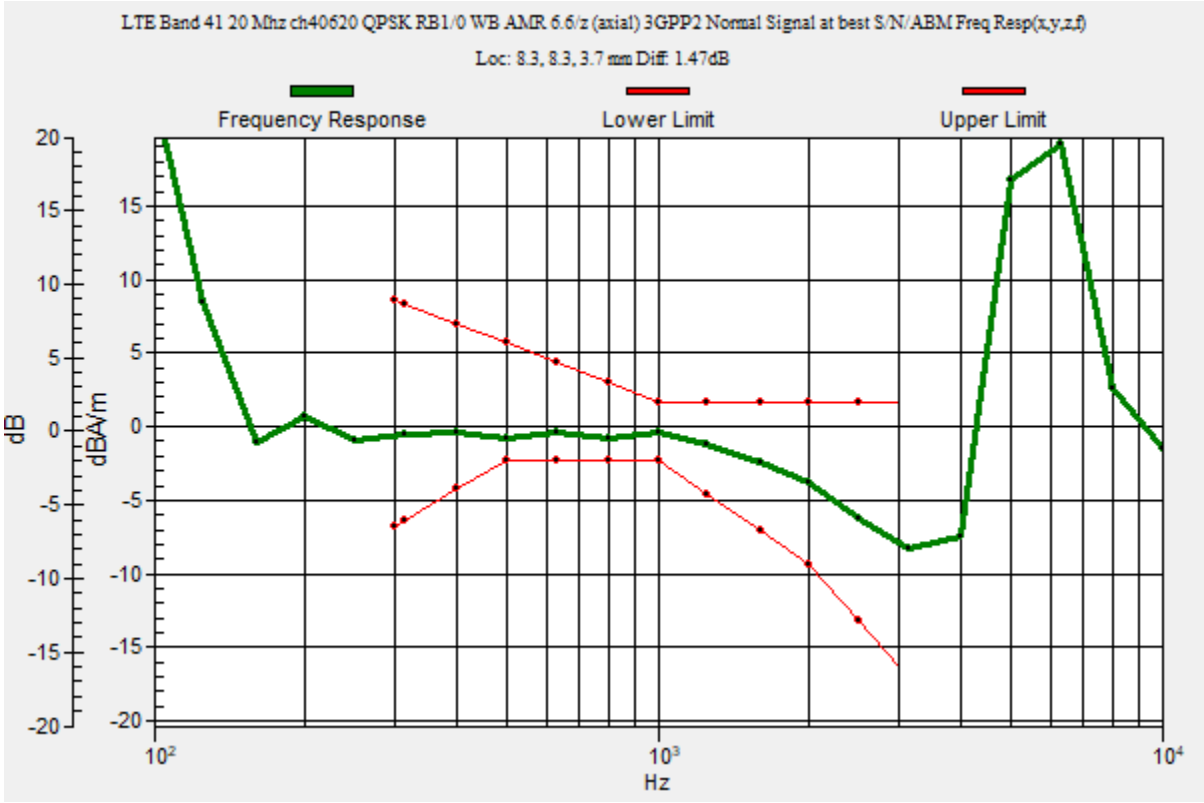

VoLTE TDD

Communication System: UID 0, LTE (TDD) (0); Frequency: 2593 MHz; Duty Cycle: 1:1.59956
Phantom section: TCoil Section
DASY5 Configuration:
- Probe: AM1DV3 - 3140; ; Calibrated: 2019-09-16
- Sensor-Surface: 0mm (Fix Surface)
- Electronics: DAE4 Sn1447; Calibrated: 2019-03-21
- Phantom: HAC Test Arch with AMCC; Type: SD HAC P01 BB
- Measurement SW: DASY52, Version 52.10 (2);SEMCAD X Version 14.6.12 (7470)

T-Coil scan (scan for ANSI C63.19 2011 compliance)/LTE Band 41 20 MHz QPSK RB1/0 ch40620 WB-AMR6.6/z (axial) 4.2mm 50 x 50/ABM Interpolated Signal(x,y,z) (121x121x1):

Interpolated grid: dx=1.000 mm, dy=1.000 mm
Signal Type: Audio File (.wav) 48k_voice_1kHz_1s.wav
Output Gain: 24.32
Measure Window Start: 300ms
Measure Window Length: 1000ms
BWC applied: 0.16 dB
Device Reference Point: 0, 0, -6.3 mm

Cursor:
ABM1/ABM2 = 33.05 dB
ABM1 = 0.37 dBA/m
ABM2 = -32.68 dBA/m
BWC Factor = 0.16 dB
Location: 8.3, 8.3, 3.7 mm



0 dB = 1.000 A/m = 0.00 dBA/m

VoLTE TDD

Communication System: UID 0, LTE (TDD) (0); Frequency: 2593 MHz; Duty Cycle: 1:1.59956
Phantom section: TCoil Section
DASY5 Configuration:
- Probe: AM1DV3 - 3140; ; Calibrated: 2019-09-16
- Sensor-Surface: 0mm (Fix Surface)
- Electronics: DAE4 Sn1447; Calibrated: 2019-03-21
- Phantom: HAC Test Arch with AMCC; Type: SD HAC P01 BB
- Measurement SW: DASY52, Version 52.10 (2);SEMCAD X Version 14.6.12 (7470)

T-Coil scan (scan for ANSI C63.19 2011 compliance)/LTE Band 41 20MHz QPSK RB1/0 ch40620 WB-AMR6.6/y (transversal) 4.2mm 50 x 50/ABM Interpolated Signal(x,y,z) (121x121x1): Interpolated grid: dx=1.000 mm, dy=1.000 mm

Signal Type: Audio File (.wav) 48k_voice_1kHz_1s.wav
Output Gain: 24.32
Measure Window Start: 300ms
Measure Window Length: 1000ms
BWC applied: 0.16 dB
Device Reference Point: 0, 0, -6.3 mm

Cursor:
ABM1/ABM2 = 35.81 dB
ABM1 = -7.89 dBA/m
ABM2 = -43.70 dBA/m
BWC Factor = 0.16 dB
Location: 8.3, 17.1, 3.7 mm



0 dB = 1.000 A/m = 0.00 dBA/m

VoWiFi_2.4 GHz

Communication System: UID 0, IEEE 802.11b/g/n 2.4 GHz Band (0); Frequency: 2437 MHz;Duty Cycle: 1:1

T-Coil scan (scan for ANSI C63.19 2011 compliance)/VoWiFi 11b ch6 1Mbps NB-AMR4.75/z (axial) Normal Signal at best S/N/ABM Freq Resp(x,y,z,f) (1x1x1): Measurement grid: dx=10mm, dy=10mm
Signal Type: Audio File (.wav) 48k_Normal_51s.wav
Output Gain: 46.66
Measure Window Start: 2000ms
Measure Window Length: 51000ms
BWC applied: 10.80 dB
Device Reference Point: 0, 0, -6.3 mm

Category	Telephone parameters WD signal quality [(signal+noise)-to-noise ratio in decibels]
Category T1	0 dB to 10 dB
Category T2	10 dB to 20 dB
Category T3	20 dB to 30 dB
Category T4	> 30 dB

Cursor:
Diff = 1.56 dB
BWC Factor = 10.80 dB
Location: 7.9, 8.7, 3.7 mm

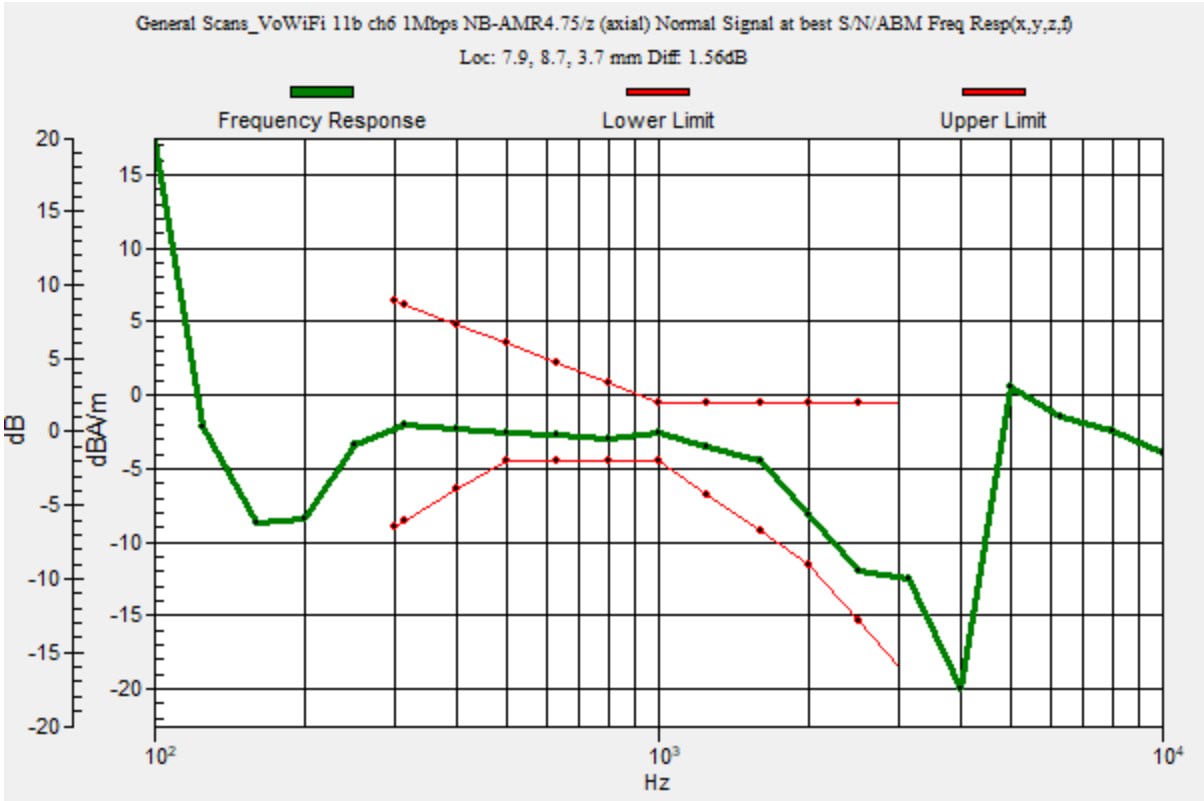

VoWiFi_2.4 GHz

Communication System: UID 0, IEEE 802.11b/g/n 2.4 GHz Band (0); Frequency: 2437 MHz; Duty Cycle: 1:1
Phantom section: TCoil Section
DASY5 Configuration:
- Probe: AM1DV3 - 3140; ; Calibrated: 2019-09-16
- Sensor-Surface: 0mm (Fix Surface)
- Electronics: DAE4 Sn1447; Calibrated: 2019-03-21
- Phantom: HAC Test Arch with AMCC; Type: SD HAC P01 BB
- Measurement SW: DASY52, Version 52.10 (2);SEMCAD X Version 14.6.12 (7470)

T-Coil scan (scan for ANSI C63.19 2011 compliance)/VoWiFi 11b ch6 1Mbps NB-AMR4.75/z (axial) 4.2mm 50x50/ABM Interpolated Signal(x,y,z) (121x121x1): Interpolated grid: dx=1.000 mm, dy=1.000 mm

Signal Type: Audio File (.wav) 48k_voice_1kHz_1s.wav
Output Gain: 15.35
Measure Window Start: 300ms
Measure Window Length: 1000ms
BWC applied: 0.16 dB
Device Reference Point: 0, 0, -6.3 mm

Cursor:
ABM1/ABM2 = 35.36 dB
ABM1 = -4.24 dBA/m
ABM2 = -39.60 dBA/m
BWC Factor = 0.16 dB
Location: 7.9, 8.7, 3.7 mm



0 dB = 1.000 A/m = 0.00 dBA/m

VoWiFi_2.4 GHz

Communication System: UID 0, IEEE 802.11b/g/n 2.4 GHz Band (0); Frequency: 2437 MHz; Duty Cycle: 1:1
Phantom section: TCoil Section
DASY5 Configuration:
- Probe: AM1DV3 - 3140; ; Calibrated: 2019-09-16
- Sensor-Surface: 0mm (Fix Surface)
- Electronics: DAE4 Sn1447; Calibrated: 2019-03-21
- Phantom: HAC Test Arch with AMCC; Type: SD HAC P01 BB
- Measurement SW: DASY52, Version 52.10 (2);SEMCAD X Version 14.6.12 (7470)

T-Coil scan (scan for ANSI C63.19 2011 compliance)/VoWiFi 11b ch6 1Mbps NB-AMR4.75/y (transversal) 4.2mm 50x50/ABM Interpolated Signal(x,y,z) (121x121x1):

Interpolated grid: dx=1.000 mm, dy=1.000 mm
Signal Type: Audio File (.wav) 48k_voice_1kHz_1s.wav
Output Gain: 15.35
Measure Window Start: 300ms
Measure Window Length: 1000ms
BWC applied: 0.16 dB
Device Reference Point: 0, 0, -6.3 mm

Cursor:
ABM1/ABM2 = 30.91 dB
ABM1 = -12.40 dBA/m
ABM2 = -43.31 dBA/m
BWC Factor = 0.16 dB
Location: 7.9, 17.5, 3.7 mm



0 dB = 1.000 A/m = 0.00 dBA/m

VoWiFi

Communication System: UID 0, IEEE 802.11a/n/ac 5 GHz Band (0); Frequency: 5200 MHz;Duty Cycle: 1:1

T-Coil scan (scan for ANSI C63.19 2011 compliance)/VoWiFi 11a ch40 6Mbps NB-AMR4.75/z (axial) Normal Signal at best/ABM Freq Resp(x,y,z,f) (1x1x1): Measurement grid: dx=10mm, dy=10mm

Signal Type: Audio File (.wav) 48k_Normal_51s.wav
Output Gain: 46.66
Measure Window Start: 2000ms
Measure Window Length: 51000ms
BWC applied: 10.80 dB
Device Reference Point: 0, 0, -6.3 mm

Category	Telephone parameters WD signal quality [(signal+noise)-to-noise ratio in decibels]
Category T1	0 dB to 10 dB
Category T2	10 dB to 20 dB
Category T3	20 dB to 30 dB
Category T4	> 30 dB

Cursor:
Diff = 1.25 dB
BWC Factor = 10.80 dB
Location: 7.1, 9.2, 3.7 mm

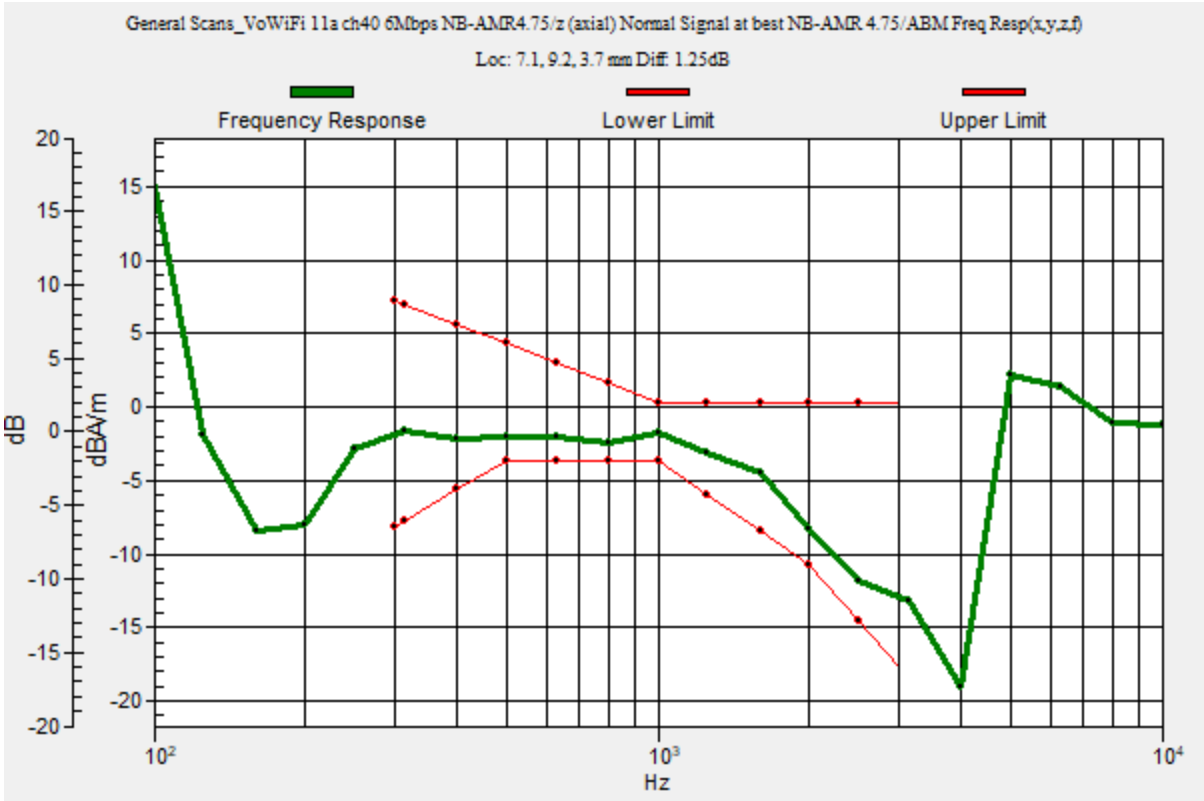

VoWiFi

Communication System: UID 0, IEEE 802.11a/n/ac 5 GHz Band (0); Frequency: 5200 MHz; Duty Cycle: 1:1
Phantom section: TCoil Section
DASY5 Configuration:
- Probe: AM1DV3 - 3140; ; Calibrated: 2019-09-16
- Sensor-Surface: 0mm (Fix Surface)
- Electronics: DAE4 Sn1447; Calibrated: 2019-03-21
- Phantom: HAC Test Arch with AMCC; Type: SD HAC P01 BB
- Measurement SW: DASY52, Version 52.10 (2);SEMCAD X Version 14.6.12 (7470)

T-Coil scan (scan for ANSI C63.19 2011 compliance)/VoWiFi 11a ch40 6Mbps NB-AMR4.75/z (axial) 4.2mm 50x50/ABM Interpolated Signal(x,y,z) (121x121x1): Interpolated grid: dx=1.000 mm, dy=1.000 mm

Signal Type: Audio File (.wav) 48k_voice_1kHz_1s.wav
Output Gain: 15.35
Measure Window Start: 300ms
Measure Window Length: 1000ms
BWC applied: 0.16 dB
Device Reference Point: 0, 0, -6.3 mm

Cursor:
ABM1/ABM2 = 38.15 dB
ABM1 = -4.45 dBA/m
ABM2 = -42.60 dBA/m
BWC Factor = 0.16 dB
Location: 7.1, 9.2, 3.7 mm



0 dB = 1.000 A/m = 0.00 dBA/m

VoWiFi

Communication System: UID 0, IEEE 802.11a/n/ac 5 GHz Band (0); Frequency: 5200 MHz; Duty Cycle: 1:1
Phantom section: TCoil Section
DASY5 Configuration:
- Probe: AM1DV3 - 3140; ; Calibrated: 2019-09-16
- Sensor-Surface: 0mm (Fix Surface)
- Electronics: DAE4 Sn1447; Calibrated: 2019-03-21
- Phantom: HAC Test Arch with AMCC; Type: SD HAC P01 BB
- Measurement SW: DASY52, Version 52.10 (2);SEMCAD X Version 14.6.12 (7470)

T-Coil scan (scan for ANSI C63.19 2011 compliance)/VoWiFi 11a ch40 6Mbps NB-AMR4.75/y (transversal) 4.2mm 50x50/ABM Interpolated Signal(x,y,z) (121x121x1):

Interpolated grid: dx=1.000 mm, dy=1.000 mm
Signal Type: Audio File (.wav) 48k_voice_1kHz_1s.wav
Output Gain: 15.35
Measure Window Start: 300ms
Measure Window Length: 1000ms
BWC applied: 0.16 dB
Device Reference Point: 0, 0, -6.3 mm

Cursor:
ABM1/ABM2 = 30.03 dB
ABM1 = -12.12 dBA/m
ABM2 = -42.15 dBA/m
BWC Factor = 0.16 dB
Location: 8.3, 17.9, 3.7 mm



0 dB = 1.000 A/m = 0.00 dBA/m

VoWiFi

Communication System: UID 0, IEEE 802.11a/n/ac 5 GHz Band (0); Frequency: 5280 MHz;Duty Cycle: 1:1

T-Coil scan (scan for ANSI C63.19 2011 compliance)/VoWiFi 11a ch.56 6Mbps NB-AMR4.75/z (axial) Normal Signal at best/ABM Freq Resp(x,y,z,f) (1x1x1): Measurement grid: dx=10mm, dy=10mm

Signal Type: Audio File (.wav) 48k_Normal_51s.wav
Output Gain: 46.66
Measure Window Start: 2000ms
Measure Window Length: 51000ms
BWC applied: 10.80 dB
Device Reference Point: 0, 0, -6.3 mm

Category	Telephone parameters WD signal quality [(signal+noise)-to-noise ratio in decibels]
Category T1	0 dB to 10 dB
Category T2	10 dB to 20 dB
Category T3	20 dB to 30 dB
Category T4	> 30 dB

Cursor:
Diff = 1.39 dB
BWC Factor = 10.80 dB
Location: 7.9, 8.7, 3.7 mm

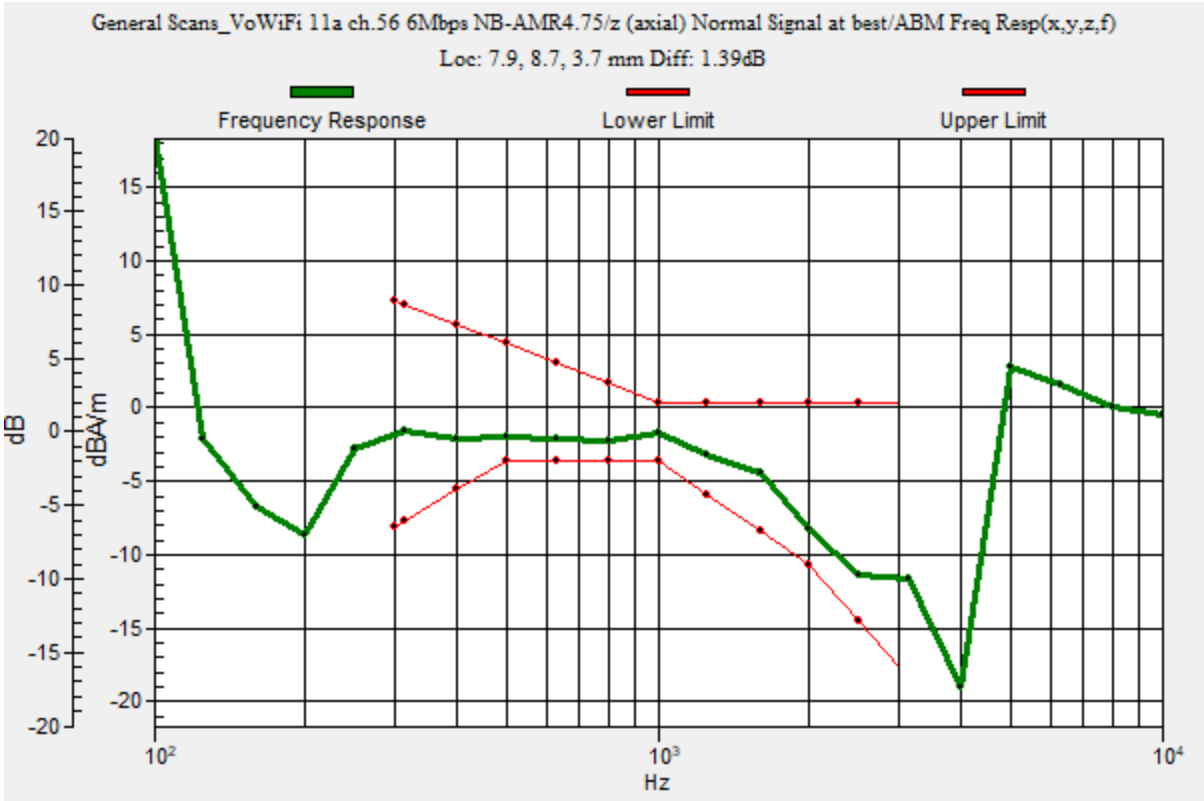

VoWiFi

Communication System: UID 0, IEEE 802.11a/n/ac 5 GHz Band (0); Frequency: 5280 MHz; Duty Cycle: 1:1
Phantom section: TCoil Section
DASY5 Configuration:
- Probe: AM1DV3 - 3140; ; Calibrated: 2019-09-16
- Sensor-Surface: 0mm (Fix Surface)
- Electronics: DAE4 Sn1447; Calibrated: 2019-03-21
- Phantom: HAC Test Arch with AMCC; Type: SD HAC P01 BB
- Measurement SW: DASY52, Version 52.10 (2);SEMCAD X Version 14.6.12 (7470)

T-Coil scan (scan for ANSI C63.19 2011 compliance)/VoWiFi 11a ch.56 6Mbps NB-AMR4.75/z (axial) 4.2mm 50x50/ABM Interpolated Signal(x,y,z) (121x121x1): Interpolated grid: dx=1.000 mm, dy=1.000 mm

Signal Type: Audio File (.wav) 48k_voice_1kHz_1s.wav
Output Gain: 15.35
Measure Window Start: 300ms
Measure Window Length: 1000ms
BWC applied: 0.16 dB
Device Reference Point: 0, 0, -6.3 mm

Cursor:
ABM1/ABM2 = 37.91 dB
ABM1 = -3.34 dBA/m
ABM2 = -41.25 dBA/m
BWC Factor = 0.16 dB
Location: 7.9, 8.7, 3.7 mm



0 dB = 1.000 A/m = 0.00 dBA/m

VoWiFi

Communication System: UID 0, IEEE 802.11a/n/ac 5 GHz Band (0); Frequency: 5280 MHz; Duty Cycle: 1:1
Phantom section: TCoil Section
DASY5 Configuration:
- Probe: AM1DV3 - 3140; ; Calibrated: 2019-09-16
- Sensor-Surface: 0mm (Fix Surface)
- Electronics: DAE4 Sn1447; Calibrated: 2019-03-21
- Phantom: HAC Test Arch with AMCC; Type: SD HAC P01 BB
- Measurement SW: DASY52, Version 52.10 (2);SEMCAD X Version 14.6.12 (7470)

T-Coil scan (scan for ANSI C63.19 2011 compliance)/VoWiFi 11a ch.56 6Mbps NB-AMR4.75/y (transversal) 4.2mm 50x50/ABM Interpolated Signal(x,y,z) (121x121x1):

Interpolated grid: dx=1.000 mm, dy=1.000 mm
Signal Type: Audio File (.wav) 48k_voice_1kHz_1s.wav
Output Gain: 15.35
Measure Window Start: 300ms
Measure Window Length: 1000ms
BWC applied: 0.16 dB
Device Reference Point: 0, 0, -6.3 mm

Cursor:
ABM1/ABM2 = 31.92 dB
ABM1 = -12.09 dBA/m
ABM2 = -44.01 dBA/m
BWC Factor = 0.16 dB
Location: 7.9, 17.5, 3.7 mm



0 dB = 1.000 A/m = 0.00 dBA/m

VoWiFi

Communication System: UID 0, IEEE 802.11a/n/ac 5 GHz Band (0); Frequency: 5600 MHz;Duty Cycle: 1:1

T-Coil scan (scan for ANSI C63.19 2011 compliance)/VoWiFi 11a ch.120 6Mbps NB-AMR4.75/z (axial) Normal Signal at best/ABM Freq Resp(x,y,z,f) (1x1x1): Measurement grid: dx=10mm, dy=10mm
Signal Type: Audio File (.wav) 48k_Normal_51s.wav
Output Gain: 46.66
Measure Window Start: 2000ms
Measure Window Length: 51000ms
BWC applied: 10.80 dB
Device Reference Point: 0, 0, -6.3 mm

Category	Telephone parameters WD signal quality [(signal+noise)-to-noise ratio in decibels]
Category T1	0 dB to 10 dB
Category T2	10 dB to 20 dB
Category T3	20 dB to 30 dB
Category T4	> 30 dB

Cursor:
Diff = 1.49 dB
BWC Factor = 10.80 dB
Location: 7.5, 8.7, 3.7 mm

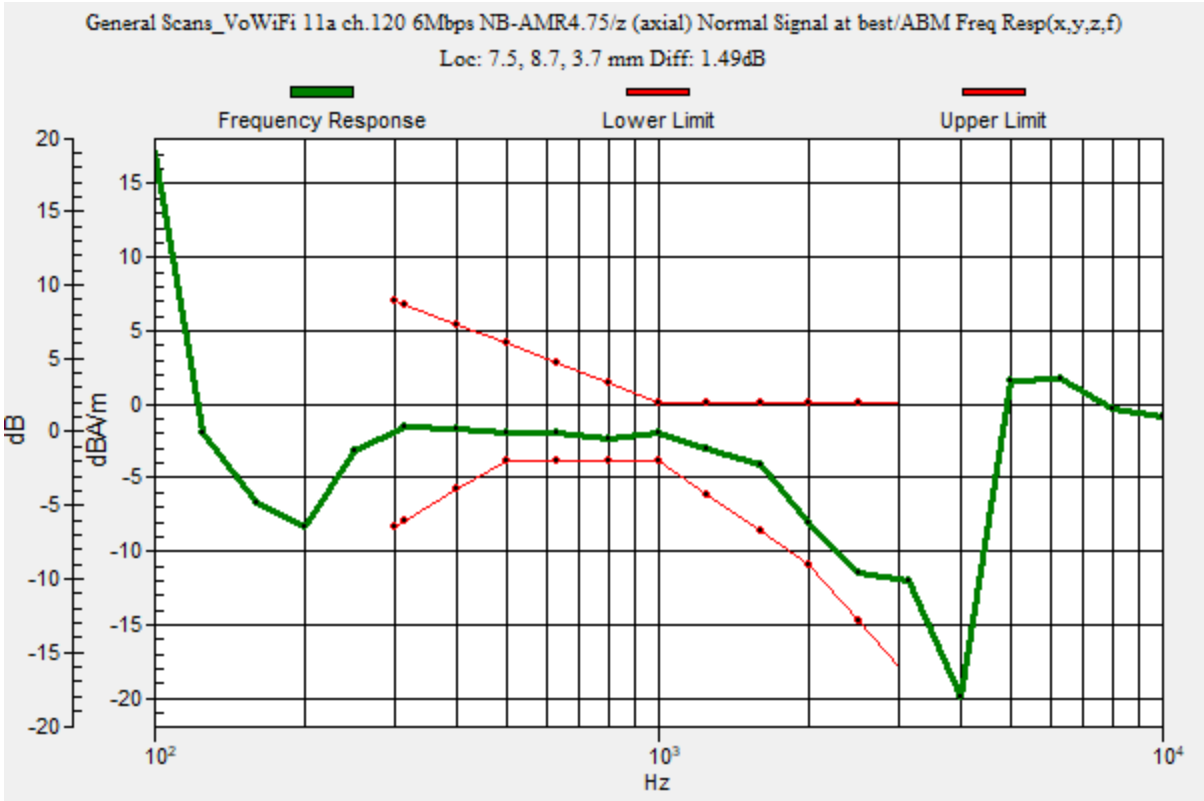

VoWiFi

Communication System: UID 0, IEEE 802.11a/n/ac 5 GHz Band (0); Frequency: 5600 MHz; Duty Cycle: 1:1
Phantom section: TCoil Section
DASY5 Configuration:
- Probe: AM1DV3 - 3140; ; Calibrated: 2019-09-16
- Sensor-Surface: 0mm (Fix Surface)
- Electronics: DAE4 Sn1447; Calibrated: 2019-03-21
- Phantom: HAC Test Arch with AMCC; Type: SD HAC P01 BB
- Measurement SW: DASY52, Version 52.10 (2);SEMCAD X Version 14.6.12 (7470)

T-Coil scan (scan for ANSI C63.19 2011 compliance)/VoWiFi 11a ch.120 6Mbps NB-AMR4.75/z (axial) 4.2mm 50x50/ABM Interpolated Signal(x,y,z) (121x121x1): Interpolated grid: dx=1.000 mm, dy=1.000 mm

Signal Type: Audio File (.wav) 48k_voice_1kHz_1s.wav
Output Gain: 15.35
Measure Window Start: 300ms
Measure Window Length: 1000ms
BWC applied: 0.16 dB
Device Reference Point: 0, 0, -6.3 mm

Cursor:
ABM1/ABM2 = 38.42 dB
ABM1 = -3.93 dBA/m
ABM2 = -42.35 dBA/m
BWC Factor = 0.16 dB
Location: 7.5, 8.7, 3.7 mm



0 dB = 1.000 A/m = 0.00 dBA/m

VoWiFi

Communication System: UID 0, IEEE 802.11a/n/ac 5 GHz Band (0); Frequency: 5600 MHz; Duty Cycle: 1:1
Phantom section: TCoil Section
DASY5 Configuration:
- Probe: AM1DV3 - 3140; ; Calibrated: 2019-09-16
- Sensor-Surface: 0mm (Fix Surface)
- Electronics: DAE4 Sn1447; Calibrated: 2019-03-21
- Phantom: HAC Test Arch with AMCC; Type: SD HAC P01 BB
- Measurement SW: DASY52, Version 52.10 (2);SEMCAD X Version 14.6.12 (7470)

T-Coil scan (scan for ANSI C63.19 2011 compliance)/VoWiFi 11a ch.120 6Mbps NB-AMR4.75/y (transversal) 4.2mm 50x50/ABM Interpolated Signal(x,y,z) (121x121x1):

Interpolated grid: dx=1.000 mm, dy=1.000 mm
Signal Type: Audio File (.wav) 48k_voice_1kHz_1s.wav
Output Gain: 15.35
Measure Window Start: 300ms
Measure Window Length: 1000ms
BWC applied: 0.16 dB
Device Reference Point: 0, 0, -6.3 mm

Cursor:
ABM1/ABM2 = 31.72 dB
ABM1 = -11.89 dBA/m
ABM2 = -43.61 dBA/m
BWC Factor = 0.16 dB
Location: 8.3, 17.1, 3.7 mm



0 dB = 1.000 A/m = 0.00 dBA/m

VoWiFi

Communication System: UID 0, IEEE 802.11a/n/ac 5 GHz Band (0); Frequency: 5785 MHz;Duty Cycle: 1:1

T-Coil scan (scan for ANSI C63.19 2011 compliance)/VoWiFi 11a ch.157 6Mbps NB-AMR4.75/z (axial) Normal Signal at best/ABM Freq Resp(x,y,z,f) (1x1x1): Measurement grid: dx=10mm, dy=10mm
Signal Type: Audio File (.wav) 48k_Normal_51s.wav
Output Gain: 46.66
Measure Window Start: 2000ms
Measure Window Length: 51000ms
BWC applied: 10.80 dB
Device Reference Point: 0, 0, -6.3 mm

Category	Telephone parameters WD signal quality [(signal+noise)-to-noise ratio in decibels]
Category T1	0 dB to 10 dB
Category T2	10 dB to 20 dB
Category T3	20 dB to 30 dB
Category T4	> 30 dB

Cursor:
Diff = 1.47 dB
BWC Factor = 10.80 dB
Location: 7.9, 8.7, 3.7 mm

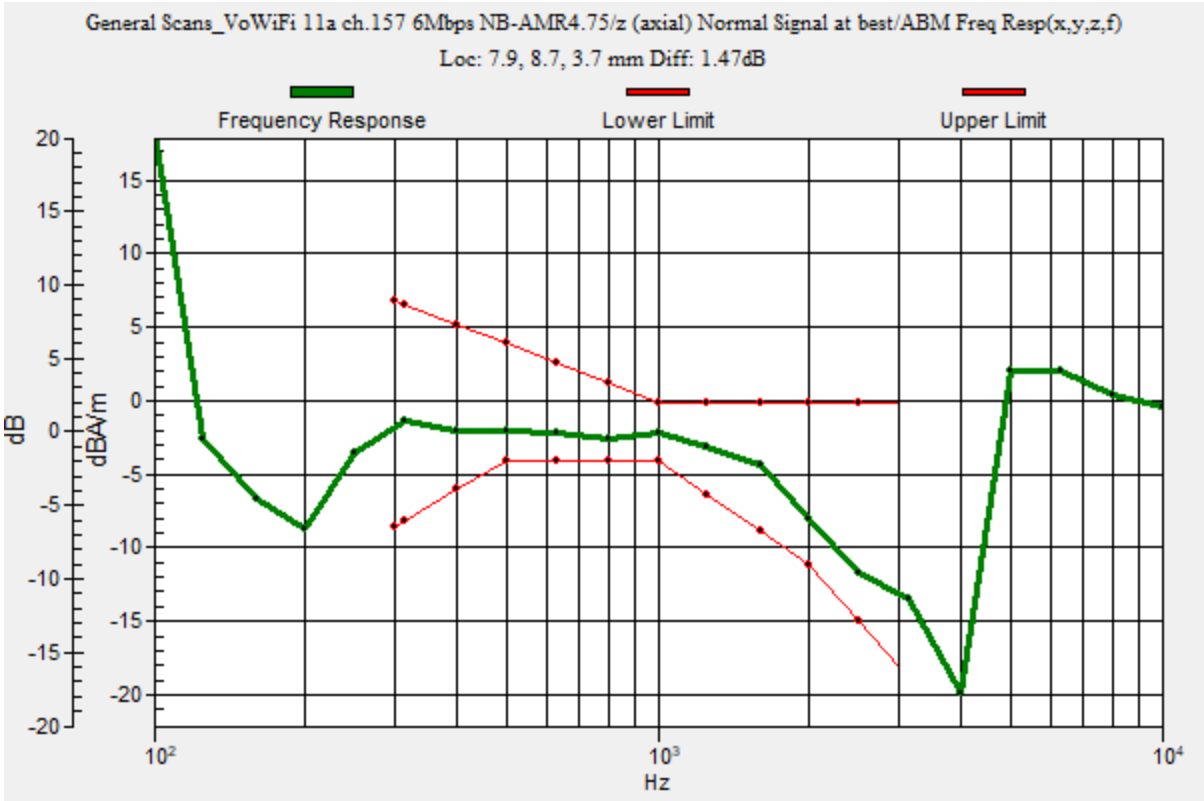

VoWiFi

Communication System: UID 0, IEEE 802.11a/n/ac 5 GHz Band (0); Frequency: 5785 MHz; Duty Cycle: 1:1
Phantom section: TCoil Section
DASY5 Configuration:
- Probe: AM1DV3 - 3140; ; Calibrated: 2019-09-16
- Sensor-Surface: 0mm (Fix Surface)
- Electronics: DAE4 Sn1447; Calibrated: 2019-03-21
- Phantom: HAC Test Arch with AMCC; Type: SD HAC P01 BB
- Measurement SW: DASY52, Version 52.10 (2);SEMCAD X Version 14.6.12 (7470)

T-Coil scan (scan for ANSI C63.19 2011 compliance)/VoWiFi 11a ch.157 6Mbps NB-AMR4.75/z (axial) 4.2mm 50x50/ABM Interpolated Signal(x,y,z) (121x121x1): Interpolated grid: dx=1.000 mm, dy=1.000 mm

Signal Type: Audio File (.wav) 48k_voice_1kHz_1s.wav
Output Gain: 15.35
Measure Window Start: 300ms
Measure Window Length: 1000ms
BWC applied: 0.16 dB
Device Reference Point: 0, 0, -6.3 mm

Cursor:
ABM1/ABM2 = 38.93 dB
ABM1 = -3.60 dBA/m
ABM2 = -42.53 dBA/m
BWC Factor = 0.16 dB
Location: 7.9, 8.7, 3.7 mm



0 dB = 1.000 A/m = 0.00 dBA/m

VoWiFi

Communication System: UID 0, IEEE 802.11a/n/ac 5 GHz Band (0); Frequency: 5785 MHz; Duty Cycle: 1:1
Phantom section: TCoil Section
DASY5 Configuration:
- Probe: AM1DV3 - 3140; ; Calibrated: 2019-09-16
- Sensor-Surface: 0mm (Fix Surface)
- Electronics: DAE4 Sn1447; Calibrated: 2019-03-21
- Phantom: HAC Test Arch with AMCC; Type: SD HAC P01 BB
- Measurement SW: DASY52, Version 52.10 (2);SEMCAD X Version 14.6.12 (7470)

T-Coil scan (scan for ANSI C63.19 2011 compliance)/VoWiFi 11a ch.157 6Mbps NB-AMR4.75/y (transversal) 4.2mm 50x50/ABM Interpolated Signal(x,y,z) (121x121x1):

Interpolated grid: dx=1.000 mm, dy=1.000 mm
Signal Type: Audio File (.wav) 48k_voice_1kHz_1s.wav
Output Gain: 15.35
Measure Window Start: 300ms
Measure Window Length: 1000ms
BWC applied: 0.16 dB
Device Reference Point: 0, 0, -6.3 mm

Cursor:
ABM1/ABM2 = 31.46 dB
ABM1 = -11.85 dBA/m
ABM2 = -43.31 dBA/m
BWC Factor = 0.16 dB
Location: 7.9, 17.5, 3.7 mm



0 dB = 1.000 A/m = 0.00 dBA/m

OTT EDGE

Communication System: UID 0, GPRS-FDD (TDMA, GMSK, 2 slot) (0); Frequency: 836.6 MHz;Duty Cycle: 1:4.00037

T-Coil scan (scan for ANSI C63.19 2011 compliance)/GSM850 EGPRS 2slots ch190 codec6/z (axial) Normal Signal at best S/N/ABM Freq Resp(x,y,z,f) (1x1x1): Measurement grid: dx=10mm, dy=10mm
Signal Type: Audio File (.wav) 48k_Normal_51s.wav
Output Gain: 61.02
Measure Window Start: 2000ms
Measure Window Length: 51000ms
BWC applied: 10.80 dB
Device Reference Point: 0, 0, -6.3 mm

Category	Telephone parameters WD signal quality [(signal+noise)-to-noise ratio in decibels]
Category T1	0 dB to 10 dB
Category T2	10 dB to 20 dB
Category T3	20 dB to 30 dB
Category T4	> 30 dB

Cursor:
Diff = 1.28 dB
BWC Factor = 10.80 dB
Location: 7.9, 8.3, 3.7 mm

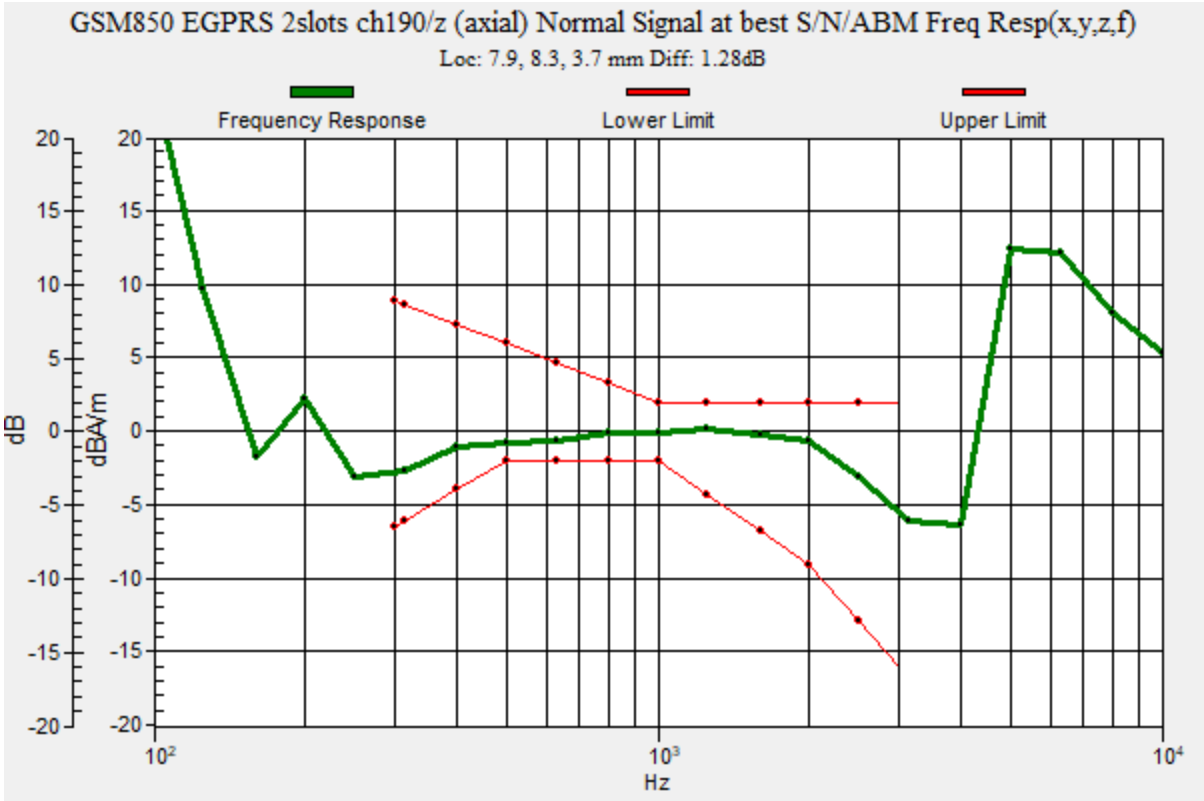

OTT EDGE

Communication System: UID 0, GPRS-FDD (TDMA, GMSK, 2 slot) (0); Frequency: 836.6 MHz; Duty Cycle: 1:4.00037
Phantom section: TCoil Section
DASY5 Configuration:
- Probe: AM1DV3 - 3140; ; Calibrated: 2019-09-16
- Sensor-Surface: 0mm (Fix Surface)
- Electronics: DAE4 Sn1447; Calibrated: 2019-03-21
- Phantom: HAC Test Arch with AMCC; Type: SD HAC P01 BB
- Measurement SW: DASY52, Version 52.10 (2);SEMCAD X Version 14.6.12 (7470)

T-Coil scan (scan for ANSI C63.19 2011 compliance)/GSM850 EGPRS 2slots ch190 codec6/z (axial) 4.2mm 50x50/ABM Interpolated Signal(x,y,z) (121x121x1): Interpolated grid: dx=1.000 mm, dy=1.000 mm

Signal Type: Audio File (.wav) 48k_voice_1kHz_1s.wav
Output Gain: 20.07
Measure Window Start: 300ms
Measure Window Length: 3000ms
BWC applied: 0.16 dB
Device Reference Point: 0, 0, -6.3 mm

Cursor:
ABM1/ABM2 = 23.52 dB
ABM1 = -0.22 dBA/m
ABM2 = -23.74 dBA/m
BWC Factor = 0.16 dB
Location: 7.9, 8.3, 3.7 mm



0 dB = 1.000 A/m = 0.00 dBA/m

OTT EDGE

Communication System: UID 0, GPRS-FDD (TDMA, GMSK, 2 slot) (0); Frequency: 836.6 MHz; Duty Cycle: 1:4.00037
Phantom section: TCoil Section
DASY5 Configuration:
- Probe: AM1DV3 - 3140; ; Calibrated: 2019-09-16
- Sensor-Surface: 0mm (Fix Surface)
- Electronics: DAE4 Sn1447; Calibrated: 2019-03-21
- Phantom: HAC Test Arch with AMCC; Type: SD HAC P01 BB
- Measurement SW: DASY52, Version 52.10 (2);SEMCAD X Version 14.6.12 (7470)

T-Coil scan (scan for ANSI C63.19 2011 compliance)/GSM850 EGPRS 2slots ch190 codec6/y (transversal) 4.2mm 50x50/ABM Interpolated Signal(x,y,z) (121x121x1):

Interpolated grid: dx=1.000 mm, dy=1.000 mm
Signal Type: Audio File (.wav) 48k_voice_1kHz_1s.wav
Output Gain: 20.07
Measure Window Start: 300ms
Measure Window Length: 3000ms
BWC applied: 0.16 dB
Device Reference Point: 0, 0, -6.3 mm

Cursor:
ABM1/ABM2 = 29.71 dB
ABM1 = -11.51 dBA/m
ABM2 = -41.22 dBA/m
BWC Factor = 0.16 dB
Location: 5, 17.1, 3.7 mm



0 dB = 1.000 A/m = 0.00 dBA/m

OTT EDGE

Communication System: UID 0, GPRS-FDD (TDMA, GMSK, 2 slot) (0); Frequency: 1880 MHz;Duty Cycle: 1:4.00037

T-Coil scan (scan for ANSI C63.19 2011 compliance)/GSM1900 EGPRS 2slots ch661 codec6/z (axial) Normal Signal at best S/N/ABM Freq Resp(x,y,z,f) (1x1x1): Measurement grid: dx=10mm, dy=10mm
Signal Type: Audio File (.wav) 48k_Normal_51s.wav
Output Gain: 61.02
Measure Window Start: 2000ms
Measure Window Length: 51000ms
BWC applied: 10.80 dB
Device Reference Point: 0, 0, -6.3 mm

Category	Telephone parameters WD signal quality [(signal+noise)-to-noise ratio in decibels]
Category T1	0 dB to 10 dB
Category T2	10 dB to 20 dB
Category T3	20 dB to 30 dB
Category T4	> 30 dB

Cursor:
Diff = 1.55 dB
BWC Factor = 10.80 dB
Location: 7.9, 5.4, 3.7 mm

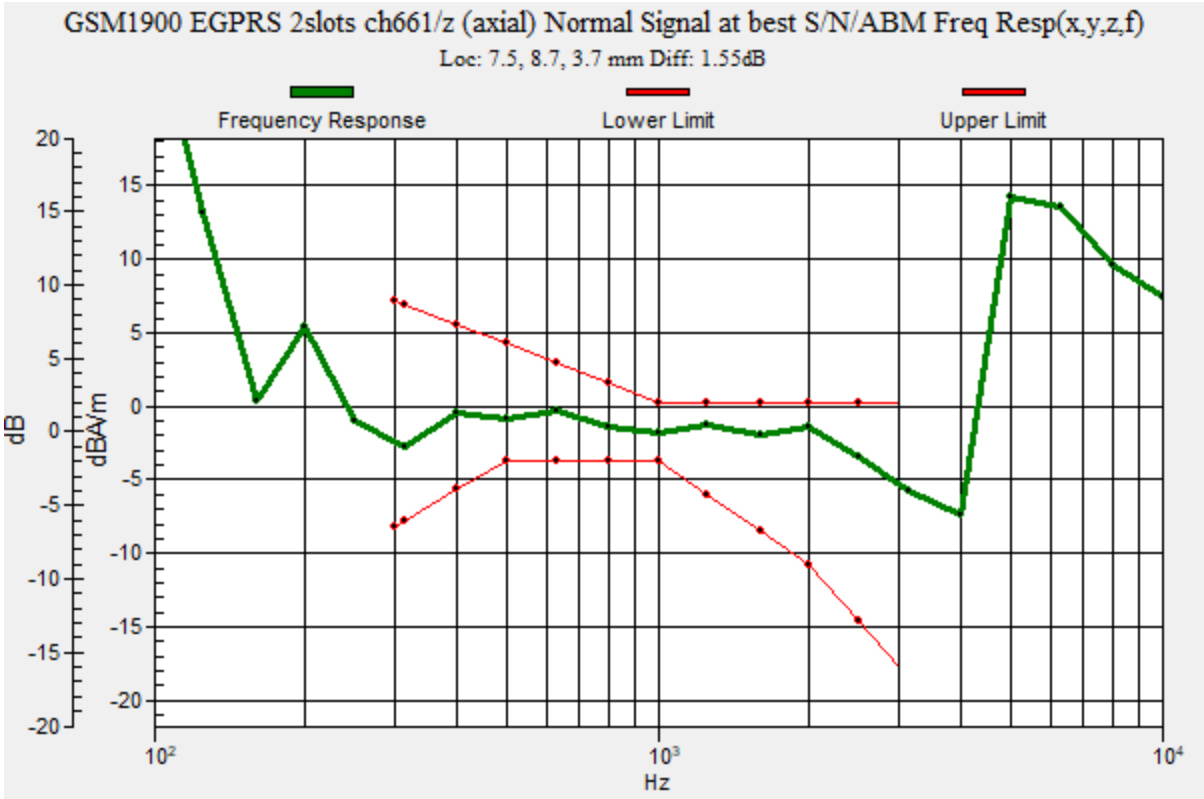

OTT EDGE

Communication System: UID 0, GPRS-FDD (TDMA, GMSK, 2 slot) (0); Frequency: 1880 MHz; Duty Cycle: 1:4.00037
Phantom section: TCoil Section
DASY5 Configuration:
- Probe: AM1DV3 - 3140; ; Calibrated: 2019-09-16
- Sensor-Surface: 0mm (Fix Surface)
- Electronics: DAE4 Sn1447; Calibrated: 2019-03-21
- Phantom: HAC Test Arch with AMCC; Type: SD HAC P01 BB
- Measurement SW: DASY52, Version 52.10 (2);SEMCAD X Version 14.6.12 (7470)

T-Coil scan (scan for ANSI C63.19 2011 compliance)/GSM1900 EGPRS 2slots ch661 codec6/z (axial) 4.2mm 50x50/ABM Interpolated Signal(x,y,z) (121x121x1): Interpolated grid: dx=1.000 mm, dy=1.000 mm

Signal Type: Audio File (.wav) 48k_voice_1kHz_1s.wav
Output Gain: 20.07
Measure Window Start: 300ms
Measure Window Length: 3000ms
BWC applied: 0.16 dB
Device Reference Point: 0, 0, -6.3 mm

Cursor:
ABM1/ABM2 = 23.08 dB
ABM1 = 0.14 dBA/m
ABM2 = -22.94 dBA/m
BWC Factor = 0.16 dB
Location: 7.9, 5.4, 3.7 mm

0 dB = 1.000 A/m = 0.00 dBA/m

OTT EDGE

Communication System: UID 0, GPRS-FDD (TDMA, GMSK, 2 slot) (0); Frequency: 1880 MHz; Duty Cycle: 1:4.00037
Phantom section: TCoil Section
DASY5 Configuration:
- Probe: AM1DV3 - 3140; ; Calibrated: 2019-09-16
- Sensor-Surface: 0mm (Fix Surface)
- Electronics: DAE4 Sn1447; Calibrated: 2019-03-21
- Phantom: HAC Test Arch with AMCC; Type: SD HAC P01 BB
- Measurement SW: DASY52, Version 52.10 (2);SEMCAD X Version 14.6.12 (7470)

T-Coil scan (scan for ANSI C63.19 2011 compliance)/GSM1900 EGPRS 2slots ch661 codec6/y (transversal) 4.2mm 50x50/ABM Interpolated Signal(x,y,z) (121x121x1):

Interpolated grid: dx=1.000 mm, dy=1.000 mm
Signal Type: Audio File (.wav) 48k_voice_1kHz_1s.wav
Output Gain: 20.07
Measure Window Start: 300ms
Measure Window Length: 3000ms
BWC applied: 0.16 dB
Device Reference Point: 0, 0, -6.3 mm

Cursor:
ABM1/ABM2 = 30.03 dB
ABM1 = -9.08 dBA/m
ABM2 = -39.11 dBA/m
BWC Factor = 0.16 dB
Location: 8.3, 17.9, 3.7 mm



0 dB = 1.000 A/m = 0.00 dBA/m

OTT HSUPA

Communication System: UID 0, UMTS-FDD (WCDMA) (0); Frequency: 1880 MHz;Duty Cycle: 1:1

T-Coil scan (scan for ANSI C63.19 2011 compliance)/WCDMA Band II_HSUPA Subtest 1 ch.9400 codec6/z (axial) Normal Signal at best S/N/ABM Freq Resp(x,y,z,f) (1x1x1):

Measurement grid: dx=10mm, dy=10mm
Signal Type: Audio File (.wav) 48k_Normal_51s.wav
Output Gain: 61.02
Measure Window Start: 2000ms
Measure Window Length: 51000ms
BWC applied: 10.80 dB
Device Reference Point: 0, 0, -6.3 mm

Category	Telephone parameters WD signal quality [(signal+noise)-to-noise ratio in decibels]
Category T1	0 dB to 10 dB
Category T2	10 dB to 20 dB
Category T3	20 dB to 30 dB
Category T4	> 30 dB

Cursor:
Diff = 1.76 dB
BWC Factor = 10.80 dB
Location: 7.1, 8.7, 3.7 mm

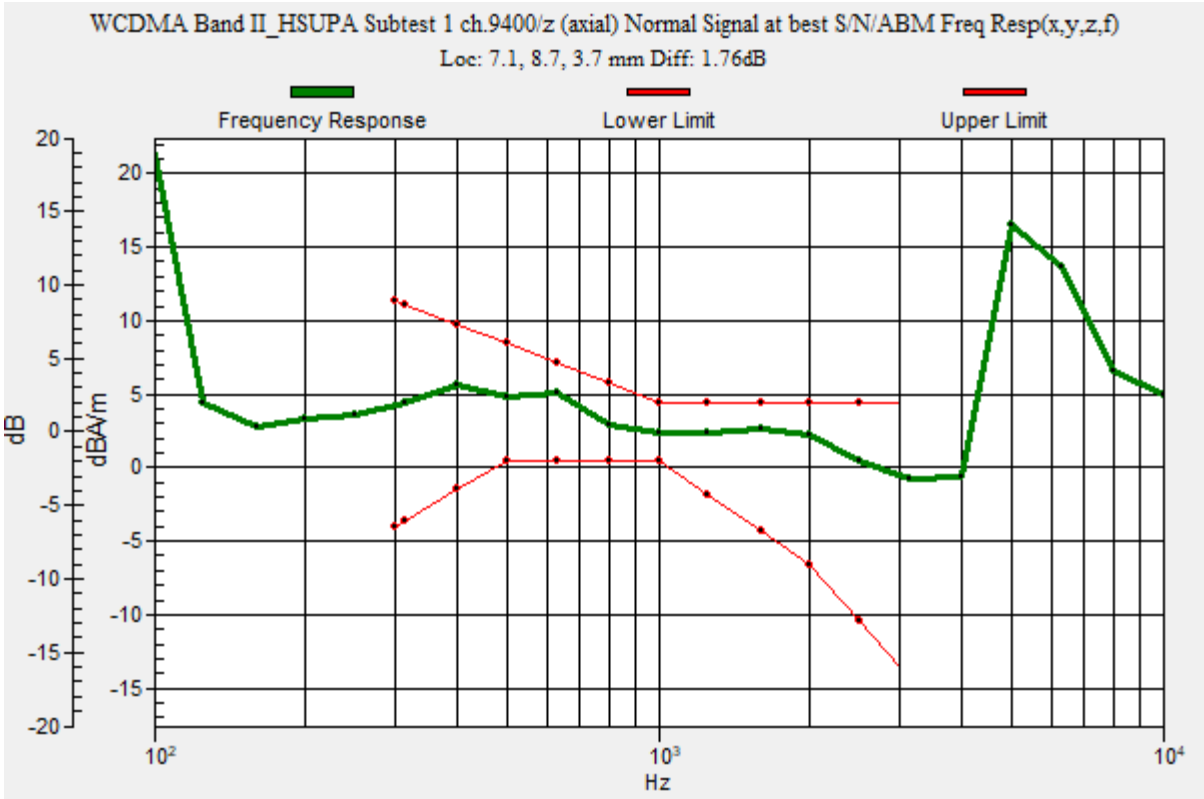

OTT HSUPA

Communication System: UID 0, UMTS-FDD (WCDMA) (0); Frequency: 1880 MHz; Duty Cycle: 1:1
Phantom section: TCoil Section
DASY5 Configuration:
- Probe: AM1DV3 - 3140; ; Calibrated: 2019-09-16
- Sensor-Surface: 0mm (Fix Surface)
- Electronics: DAE4 Sn1447; Calibrated: 2019-03-21
- Phantom: HAC Test Arch with AMCC; Type: SD HAC P01 BB
- Measurement SW: DASY52, Version 52.10 (2);SEMCAD X Version 14.6.12 (7470)

T-Coil scan (scan for ANSI C63.19 2011 compliance)/WCDMA Band II_HSUPA Subtest 1 ch.9400 codec6/z (axial) 4.2mm 50 x 50/ABM Interpolated Signal(x,y,z) (121x121x1):

Interpolated grid: dx=1.000 mm, dy=1.000 mm
Signal Type: Audio File (.wav) 48k_voice_1kHz_1s.wav
Output Gain: 20.07
Measure Window Start: 300ms
Measure Window Length: 3000ms
BWC applied: 0.16 dB
Device Reference Point: 0, 0, -6.3 mm

Cursor:
ABM1/ABM2 = 34.41 dB
ABM1 = -0.61 dBA/m
ABM2 = -35.02 dBA/m
BWC Factor = 0.16 dB
Location: 7.1, 8.7, 3.7 mm



0 dB = 1.000 A/m = 0.00 dBA/m

OTT HSUPA

Communication System: UID 0, UMTS-FDD (WCDMA) (0); Frequency: 1880 MHz; Duty Cycle: 1:1
Phantom section: TCoil Section
DASY5 Configuration:
- Probe: AM1DV3 - 3140; ; Calibrated: 2019-09-16
- Sensor-Surface: 0mm (Fix Surface)
- Electronics: DAE4 Sn1447; Calibrated: 2019-03-21
- Phantom: HAC Test Arch with AMCC; Type: SD HAC P01 BB
- Measurement SW: DASY52, Version 52.10 (2);SEMCAD X Version 14.6.12 (7470)

T-Coil scan (scan for ANSI C63.19 2011 compliance)/WCDMA Band II_HSUPA Subtest 1 ch.9400 codec6/y (transversal) 4.2mm 50 x 50/ABM Interpolated Signal(x,y,z) (121x121x1): Interpolated grid: dx=1.000 mm, dy=1.000 mm

Signal Type: Audio File (.wav) 48k_voice_1kHz_1s.wav
Output Gain: 20.07
Measure Window Start: 300ms
Measure Window Length: 1000ms
BWC applied: 0.16 dB
Device Reference Point: 0, 0, -6.3 mm

Cursor:
ABM1/ABM2 = 34.90 dB
ABM1 = -11.12 dBA/m
ABM2 = -46.02 dBA/m
BWC Factor = 0.16 dB
Location: 6.3, 17.9, 3.7 mm



0 dB = 1.000 A/m = 0.00 dBA/m

OTT HSUPA

Communication System: UID 0, UMTS-FDD (WCDMA) (0); Frequency: 1732.6 MHz;Duty Cycle: 1:1

T-Coil scan (scan for ANSI C63.19 2011 compliance)/WCDMA Band IV_HSUPA Subtest 1 ch.1413 codec6/z (axial) Normal Signal at best S/N/ABM Freq Resp(x,y,z,f) (1x1x1):

Measurement grid: dx=10mm, dy=10mm
Signal Type: Audio File (.wav) 48k_Normal_51s.wav
Output Gain: 61.02
Measure Window Start: 2000ms
Measure Window Length: 51000ms
BWC applied: 10.80 dB
Device Reference Point: 0, 0, -6.3 mm

Category	Telephone parameters WD signal quality [(signal+noise)-to-noise ratio in decibels]
Category T1	0 dB to 10 dB
Category T2	10 dB to 20 dB
Category T3	20 dB to 30 dB
Category T4	> 30 dB

Cursor:
Diff = 1.76 dB
BWC Factor = 10.80 dB
Location: 8.3, 8.3, 3.7 mm

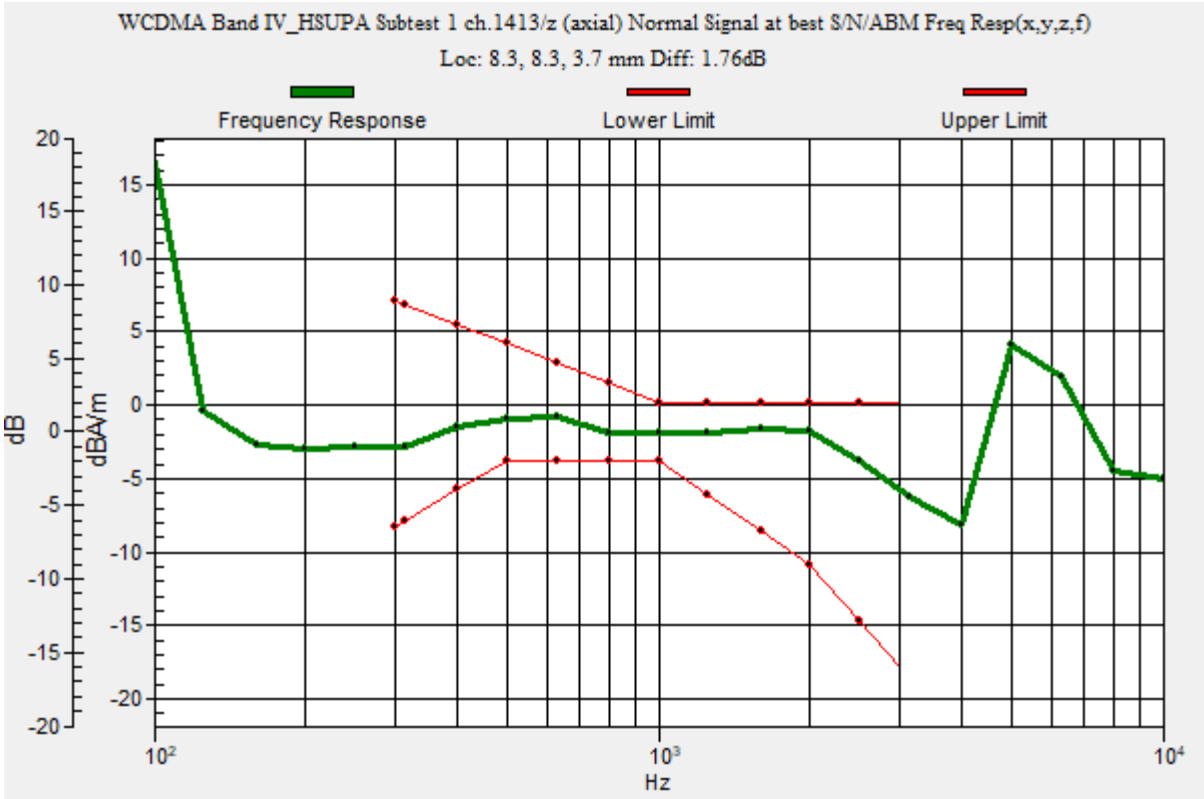

OTT HSUPA

Communication System: UID 0, UMTS-FDD (WCDMA) (0); Frequency: 1732.6 MHz; Duty Cycle: 1:1
Phantom section: TCoil Section
DASY5 Configuration:
- Probe: AM1DV3 - 3140; ; Calibrated: 2019-09-16
- Sensor-Surface: 0mm (Fix Surface)
- Electronics: DAE4 Sn1447; Calibrated: 2019-03-21
- Phantom: HAC Test Arch with AMCC; Type: SD HAC P01 BB
- Measurement SW: DASY52, Version 52.10 (2);SEMCAD X Version 14.6.12 (7470)

T-Coil scan (scan for ANSI C63.19 2011 compliance)/WCDMA Band IV_HSUPA Subtest 1 ch.1413 codec6/z (axial) 4.2mm 50 x 50/ABM Interpolated Signal(x,y,z) (121x121x1):

Interpolated grid: dx=1.000 mm, dy=1.000 mm
Signal Type: Audio File (.wav) 48k_voice_1kHz_1s.wav
Output Gain: 20.07
Measure Window Start: 300ms
Measure Window Length: 3000ms
BWC applied: 0.16 dB
Device Reference Point: 0, 0, -6.3 mm

Cursor:
ABM1/ABM2 = 43.83 dB
ABM1 = -0.22 dBA/m
ABM2 = -44.05 dBA/m
BWC Factor = 0.16 dB
Location: 8.3, 8.3, 3.7 mm



0 dB = 1.000 A/m = 0.00 dBA/m

OTT HSUPA

Communication System: UID 0, UMTS-FDD (WCDMA) (0); Frequency: 1732.6 MHz; Duty Cycle: 1:1
Phantom section: TCoil Section
DASY5 Configuration:
- Probe: AM1DV3 - 3140; ; Calibrated: 2019-09-16
- Sensor-Surface: 0mm (Fix Surface)
- Electronics: DAE4 Sn1447; Calibrated: 2019-03-21
- Phantom: HAC Test Arch with AMCC; Type: SD HAC P01 BB
- Measurement SW: DASY52, Version 52.10 (2);SEMCAD X Version 14.6.12 (7470)

T-Coil scan (scan for ANSI C63.19 2011 compliance)/WCDMA Band IV_HSUPA Subtest 1 ch.1413 codec6/y (transversal) 4.2mm 50 x 50/ABM Interpolated Signal(x,y,z) (121x121x1): Interpolated grid: dx=1.000 mm, dy=1.000 mm

Signal Type: Audio File (.wav) 48k_voice_1kHz_1s.wav
Output Gain: 20.07
Measure Window Start: 300ms
Measure Window Length: 1000ms
BWC applied: 0.16 dB
Device Reference Point: 0, 0, -6.3 mm

Cursor:
ABM1/ABM2 = 31.07 dB
ABM1 = -10.87 dBA/m
ABM2 = -41.94 dBA/m
BWC Factor = 0.16 dB
Location: 8.3, 2.9, 3.7 mm



0 dB = 1.000 A/m = 0.00 dBA/m

OTT HSUPA

Communication System: UID 0, UMTS-FDD (WCDMA) (0); Frequency: 836.6 MHz;Duty Cycle: 1:1

T-Coil scan (scan for ANSI C63.19 2011 compliance)/WCDMA Band V_HSUPA Subtest 1 ch.4183 codec6/z (axial) Normal Signal at best S/N/ABM Freq Resp(x,y,z,f) (1x1x1):

Measurement grid: dx=10mm, dy=10mm
Signal Type: Audio File (.wav) 48k_Normal_51s.wav
Output Gain: 61.02
Measure Window Start: 2000ms
Measure Window Length: 51000ms
BWC applied: 10.80 dB
Device Reference Point: 0, 0, -6.3 mm

Category	Telephone parameters WD signal quality [(signal+noise)-to-noise ratio in decibels]
Category T1	0 dB to 10 dB
Category T2	10 dB to 20 dB
Category T3	20 dB to 30 dB
Category T4	> 30 dB

Cursor:
Diff = 1.89 dB
BWC Factor = 10.80 dB
Location: 7.5, 8.3, 3.7 mm

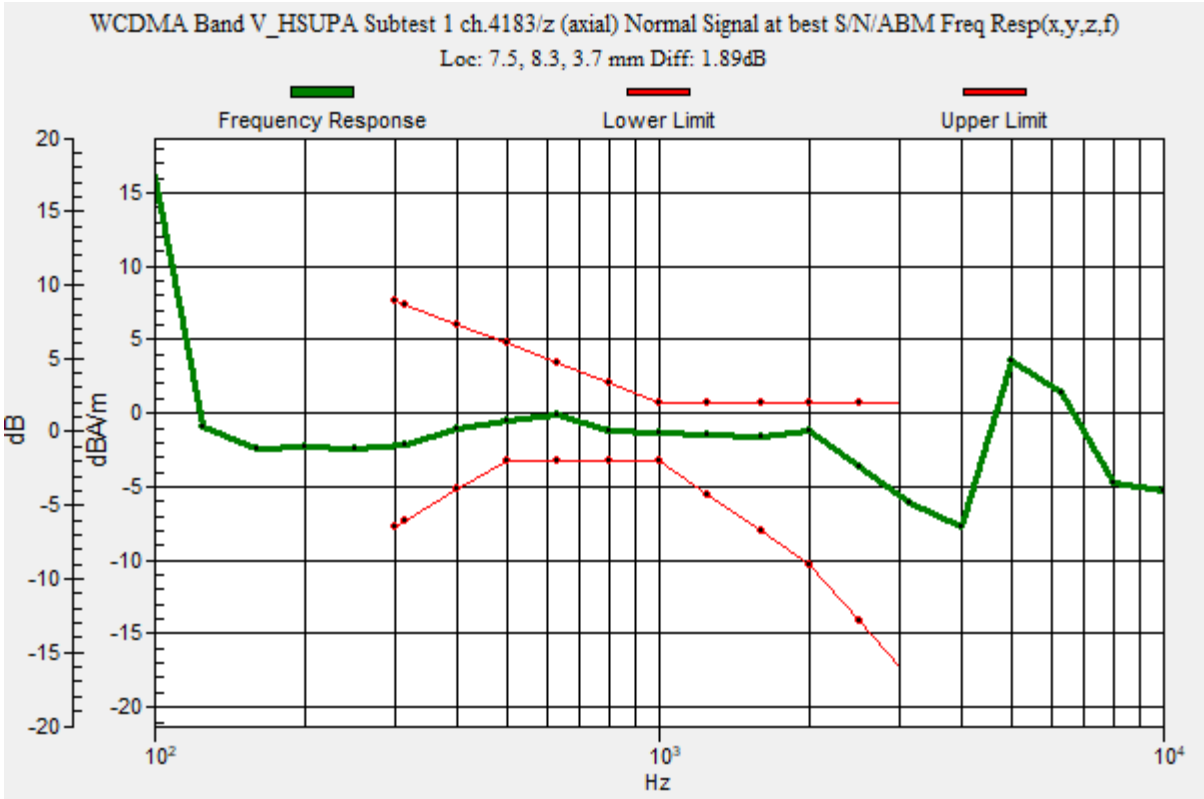

OTT HSUPA

Communication System: UID 0, UMTS-FDD (WCDMA) (0); Frequency: 836.6 MHz; Duty Cycle: 1:1
Phantom section: TCoil Section
DASY5 Configuration:
- Probe: AM1DV3 - 3140; ; Calibrated: 2019-09-16
- Sensor-Surface: 0mm (Fix Surface)
- Electronics: DAE4 Sn1447; Calibrated: 2019-03-21
- Phantom: HAC Test Arch with AMCC; Type: SD HAC P01 BB
- Measurement SW: DASY52, Version 52.10 (2);SEMCAD X Version 14.6.12 (7470)

T-Coil scan (scan for ANSI C63.19 2011 compliance)/WCDMA Band V_HSUPA Subtest 1 ch.4183 codec6/z (axial) 4.2mm 50 x 50/ABM Interpolated Signal(x,y,z) (121x121x1):

Interpolated grid: dx=1.000 mm, dy=1.000 mm
Signal Type: Audio File (.wav) 48k_voice_1kHz_1s.wav
Output Gain: 20.07
Measure Window Start: 300ms
Measure Window Length: 3000ms
BWC applied: 0.16 dB
Device Reference Point: 0, 0, -6.3 mm

Cursor:
ABM1/ABM2 = 44.69 dB
ABM1 = 0.13 dBA/m
ABM2 = -44.56 dBA/m
BWC Factor = 0.16 dB
Location: 7.5, 8.3, 3.7 mm



0 dB = 1.000 A/m = 0.00 dBA/m

OTT HSUPA

Communication System: UID 0, UMTS-FDD (WCDMA) (0); Frequency: 836.6 MHz; Duty Cycle: 1:1
Phantom section: TCoil Section
DASY5 Configuration:
- Probe: AM1DV3 - 3140; ; Calibrated: 2019-09-16
- Sensor-Surface: 0mm (Fix Surface)
- Electronics: DAE4 Sn1447; Calibrated: 2019-03-21
- Phantom: HAC Test Arch with AMCC; Type: SD HAC P01 BB
- Measurement SW: DASY52, Version 52.10 (2);SEMCAD X Version 14.6.12 (7470)

T-Coil scan (scan for ANSI C63.19 2011 compliance)/WCDMA Band V_HSUPA Subtest 1 ch.4183 codec6/y (transversal) 4.2mm 50 x 50/ABM Interpolated Signal(x,y,z) (121x121x1): Interpolated grid: dx=1.000 mm, dy=1.000 mm

Signal Type: Audio File (.wav) 48k_voice_1kHz_1s.wav
Output Gain: 20.07
Measure Window Start: 300ms
Measure Window Length: 1000ms
BWC applied: 0.16 dB
Device Reference Point: 0, 0, -6.3 mm

Cursor:
ABM1/ABM2 = 35.77 dB
ABM1 = -10.60 dBA/m
ABM2 = -46.37 dBA/m
BWC Factor = 0.16 dB
Location: 7.9, 17.5, 3.7 mm



0 dB = 1.000 A/m = 0.00 dBA/m

OTT EVDO

Communication System: UID 0, CDMA2000 (0); Frequency: 836.52 MHz;Duty Cycle: 1:1

T-Coil scan (scan for ANSI C63.19 2011 compliance)/Ev-Do BC 0 Rev.A Ch. 384 codec6/z (axial) Normal Signal at best S/N/ABM Freq Resp(x,y,z,f) (1x1x1): Measurement grid: dx=10mm, dy=10mm

Signal Type: Audio File (.wav) 48k_Normal_51s.wav
Output Gain: 61.02
Measure Window Start: 2000ms
Measure Window Length: 51000ms
BWC applied: 10.80 dB
Device Reference Point: 0, 0, -6.3 mm

Category	Telephone parameters WD signal quality [(signal+noise)-to-noise ratio in decibels]
Category T1	0 dB to 10 dB
Category T2	10 dB to 20 dB
Category T3	20 dB to 30 dB
Category T4	> 30 dB

Cursor:
Diff = 1.83 dB
BWC Factor = 10.80 dB
Location: 7.5, 8.7, 3.7 mm

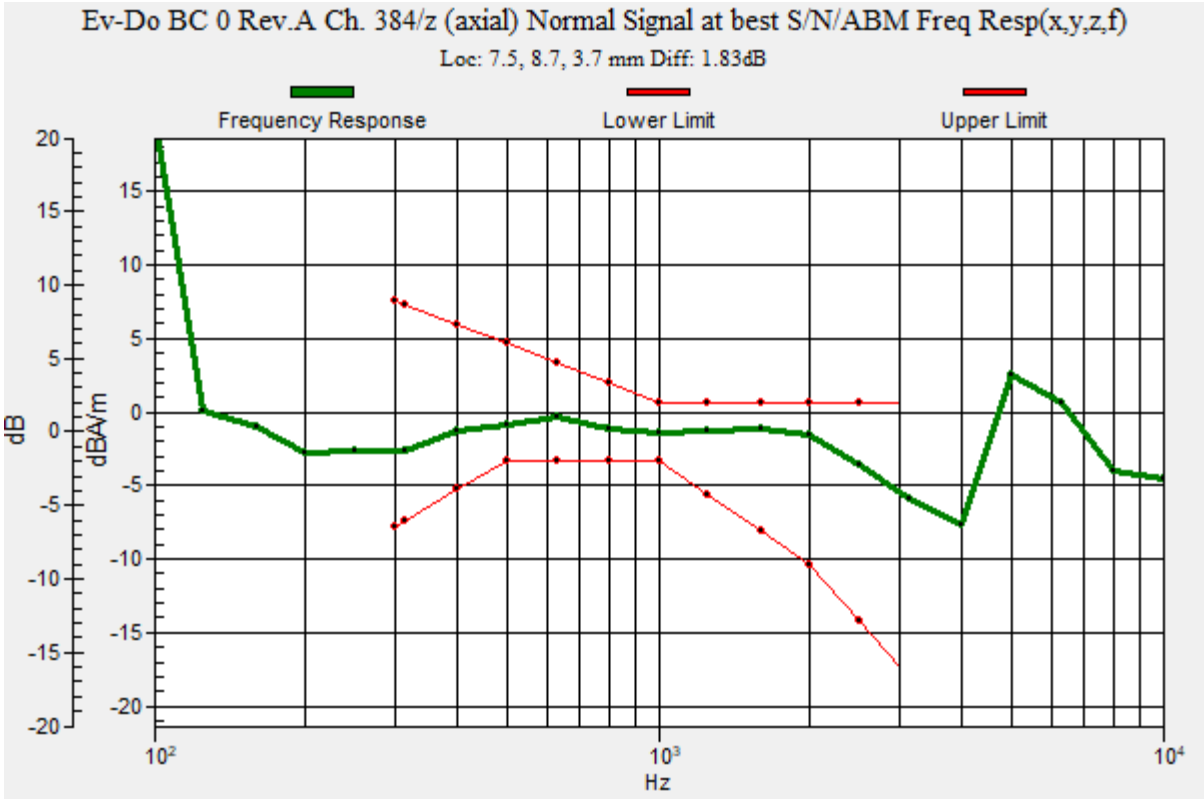

OTT EVDO

Communication System: UID 0, CDMA2000 (0); Frequency: 836.52 MHz; Duty Cycle: 1:1
Phantom section: TCoil Section
DASY5 Configuration:
- Probe: AM1DV3 - 3140; ; Calibrated: 2019-09-16
- Sensor-Surface: 0mm (Fix Surface)
- Electronics: DAE4 Sn1447; Calibrated: 2019-03-21
- Phantom: HAC Test Arch with AMCC; Type: SD HAC P01 BB
- Measurement SW: DASY52, Version 52.10 (2);SEMCAD X Version 14.6.12 (7470)

T-Coil scan (scan for ANSI C63.19 2011 compliance)/Ev-Do BC 0 Rev.A Ch. 384 codec6/z (axial) 4.2mm 50 x 50/ABM Interpolated Signal(x,y,z) (121x121x1): Interpolated grid: dx=1.000 mm, dy=1.000 mm

Signal Type: Audio File (.wav) 48k_voice_1kHz_1s.wav
Output Gain: 20.07
Measure Window Start: 300ms
Measure Window Length: 1000ms
BWC applied: 0.16 dB
Device Reference Point: 0, 0, -6.3 mm

Cursor:
ABM1/ABM2 = 40.90 dB
ABM1 = -1.71 dBA/m
ABM2 = -42.61 dBA/m
BWC Factor = 0.16 dB
Location: 7.5, 8.7, 3.7 mm



0 dB = 1.000 A/m = 0.00 dBA/m

OTT EVDO

Communication System: UID 0, CDMA2000 (0); Frequency: 836.52 MHz; Duty Cycle: 1:1
Phantom section: TCoil Section
DASY5 Configuration:
- Probe: AM1DV3 - 3140; ; Calibrated: 2019-09-16
- Sensor-Surface: 0mm (Fix Surface)
- Electronics: DAE4 Sn1447; Calibrated: 2019-03-21
- Phantom: HAC Test Arch with AMCC; Type: SD HAC P01 BB
- Measurement SW: DASY52, Version 52.10 (2);SEMCAD X Version 14.6.12 (7470)

T-Coil scan (scan for ANSI C63.19 2011 compliance)/Ev-Do BC 0 Rev.A Ch. 384 codec6/y (transversal) 4.2mm 50 x 50/ABM Interpolated Signal(x,y,z) (121x121x1):

Interpolated grid: dx=1.000 mm, dy=1.000 mm
Signal Type: Audio File (.wav) 48k_voice_1kHz_1s.wav
Output Gain: 20.07
Measure Window Start: 300ms
Measure Window Length: 1000ms
BWC applied: 0.16 dB
Device Reference Point: 0, 0, -6.3 mm

Cursor:
ABM1/ABM2 = 30.56 dB
ABM1 = -10.58 dBA/m
ABM2 = -41.14 dBA/m
BWC Factor = 0.16 dB
Location: 7.9, 2.1, 3.7 mm



0 dB = 1.000 A/m = 0.00 dBA/m

OTT EVDO

Communication System: UID 0, CDMA2000 (0); Frequency: 1880 MHz;Duty Cycle: 1:1

T-Coil scan (scan for ANSI C63.19 2011 compliance)/Ev-Do BC 1 Rev.A Ch. 600 codec6/z (axial) Normal Signal at best S/N/ABM Freq Resp(x,y,z,f) (1x1x1): Measurement grid: dx=10mm, dy=10mm
Signal Type: Audio File (.wav) 48k_Normal_51s.wav
Output Gain: 61.02
Measure Window Start: 2000ms
Measure Window Length: 51000ms
BWC applied: 10.80 dB
Device Reference Point: 0, 0, -6.3 mm

Category	Telephone parameters WD signal quality [(signal+noise)-to-noise ratio in decibels]
Category T1	0 dB to 10 dB
Category T2	10 dB to 20 dB
Category T3	20 dB to 30 dB
Category T4	> 30 dB

Cursor:
Diff = 1.79 dB
BWC Factor = 10.80 dB
Location: 7.1, 8.7, 3.7 mm

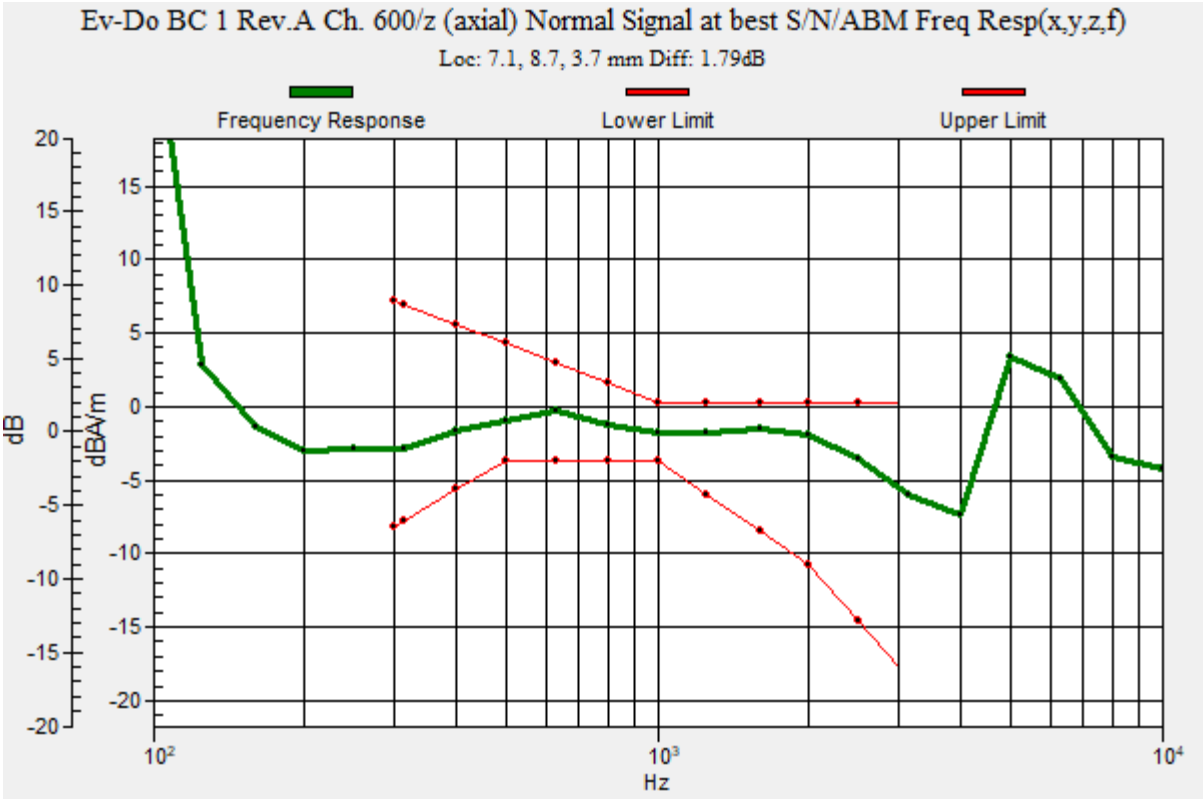

OTT EVDO

Communication System: UID 0, CDMA2000 (0); Frequency: 1880 MHz; Duty Cycle: 1:1
Phantom section: TCoil Section
DASY5 Configuration:
- Probe: AM1DV3 - 3140; ; Calibrated: 2019-09-16
- Sensor-Surface: 0mm (Fix Surface)
- Electronics: DAE4 Sn1447; Calibrated: 2019-03-21
- Phantom: HAC Test Arch with AMCC; Type: SD HAC P01 BB
- Measurement SW: DASY52, Version 52.10 (2);SEMCAD X Version 14.6.12 (7470)

T-Coil scan (scan for ANSI C63.19 2011 compliance)/Ev-Do BC 1 Rev.A Ch. 600 codec6/z (axial) 4.2mm 50 x 50/ABM Interpolated Signal(x,y,z) (121x121x1): Interpolated grid: dx=1.000 mm, dy=1.000 mm

Signal Type: Audio File (.wav) 48k_voice_1kHz_1s.wav
Output Gain: 20.07
Measure Window Start: 300ms
Measure Window Length: 1000ms
BWC applied: 0.16 dB
Device Reference Point: 0, 0, -6.3 mm

Cursor:
ABM1/ABM2 = 38.52 dB
ABM1 = -2.04 dBA/m
ABM2 = -40.56 dBA/m
BWC Factor = 0.16 dB
Location: 7.1, 8.7, 3.7 mm



0 dB = 1.000 A/m = 0.00 dBA/m

OTT EVDO

Communication System: UID 0, CDMA2000 (0); Frequency: 1880 MHz; Duty Cycle: 1:1
Phantom section: TCoil Section
DASY5 Configuration:
- Probe: AM1DV3 - 3140; ; Calibrated: 2019-09-16
- Sensor-Surface: 0mm (Fix Surface)
- Electronics: DAE4 Sn1447; Calibrated: 2019-03-21
- Phantom: HAC Test Arch with AMCC; Type: SD HAC P01 BB
- Measurement SW: DASY52, Version 52.10 (2);SEMCAD X Version 14.6.12 (7470)

T-Coil scan (scan for ANSI C63.19 2011 compliance)/Ev-Do BC 1 Rev.A Ch. 600 codec6/y (transversal) 4.2mm 50 x 50/ABM Interpolated Signal(x,y,z) (121x121x1):

Interpolated grid: dx=1.000 mm, dy=1.000 mm
Signal Type: Audio File (.wav) 48k_voice_1kHz_1s.wav
Output Gain: 20.07
Measure Window Start: 300ms
Measure Window Length: 1000ms
BWC applied: 0.16 dB
Device Reference Point: 0, 0, -6.3 mm

Cursor:
ABM1/ABM2 = 33.99 dB
ABM1 = -10.75 dBA/m
ABM2 = -44.74 dBA/m
BWC Factor = 0.16 dB
Location: 7.5, 17.5, 3.7 mm



0 dB = 1.000 A/m = 0.00 dBA/m

OTT EVDO

Communication System: UID 0, CDMA2000 (0); Frequency: 820.5 MHz;Duty Cycle: 1:1

T-Coil scan (scan for ANSI C63.19 2011 compliance)/Ev-Do BC 10 Rev.A Ch. 580 codec6/z (axial) Normal Signal at best S/N/ABM Freq Resp(x,y,z,f) (1x1x1): Measurement grid: dx=10mm, dy=10mm
Signal Type: Audio File (.wav) 48k_Normal_51s.wav
Output Gain: 61.02
Measure Window Start: 2000ms
Measure Window Length: 51000ms
BWC applied: 10.80 dB
Device Reference Point: 0, 0, -6.3 mm

Category	Telephone parameters WD signal quality [(signal+noise)-to-noise ratio in decibels]
Category T1	0 dB to 10 dB
Category T2	10 dB to 20 dB
Category T3	20 dB to 30 dB
Category T4	> 30 dB

Cursor:
Diff = 1.46 dB
BWC Factor = 10.80 dB
Location: 7.9, 8.7, 3.7 mm

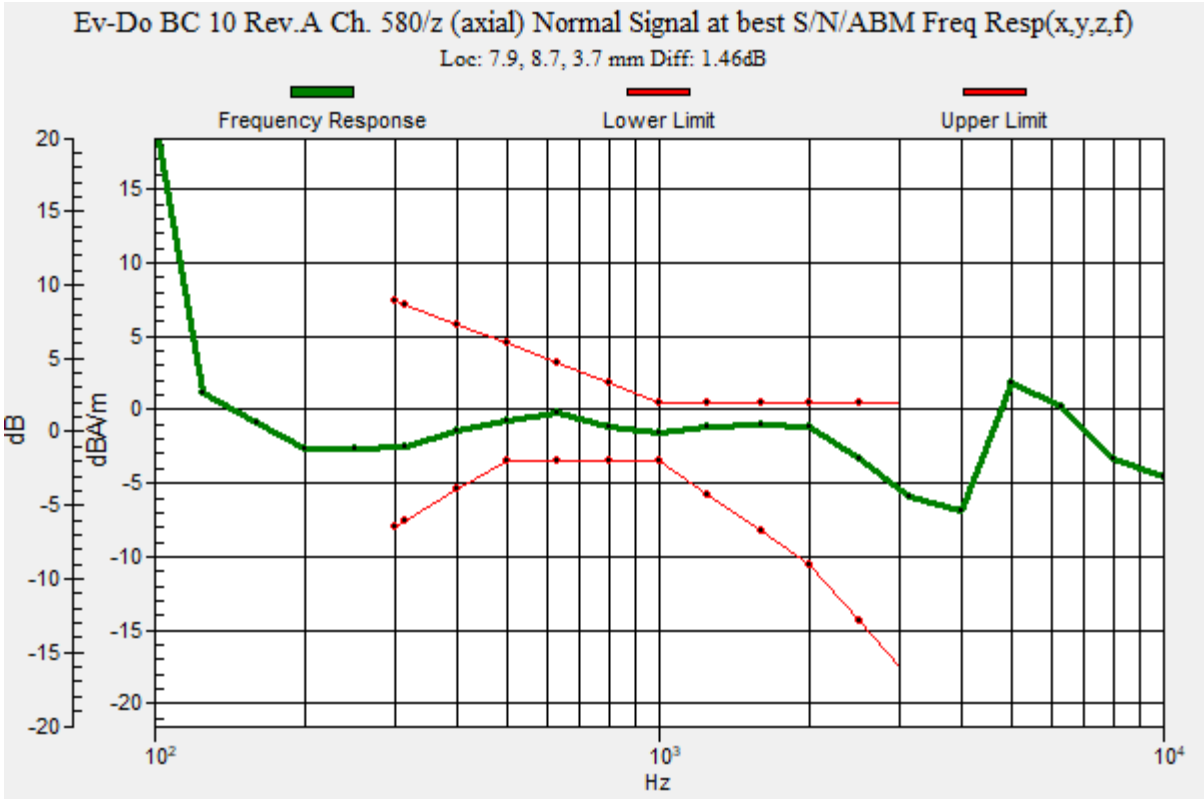

OTT EVDO

Communication System: UID 0, CDMA2000 (0); Frequency: 820.5 MHz; Duty Cycle: 1:1
Phantom section: TCoil Section
DASY5 Configuration:
- Probe: AM1DV3 - 3140; ; Calibrated: 2019-09-16
- Sensor-Surface: 0mm (Fix Surface)
- Electronics: DAE4 Sn1447; Calibrated: 2019-03-21
- Phantom: HAC Test Arch with AMCC; Type: SD HAC P01 BB
- Measurement SW: DASY52, Version 52.10 (2);SEMCAD X Version 14.6.12 (7470)

T-Coil scan (scan for ANSI C63.19 2011 compliance)/Ev-Do BC 10 Rev.A Ch. 580 codec6/z (axial) 4.2mm 50 x 50/ABM Interpolated Signal(x,y,z) (121x121x1): Interpolated grid: dx=1.000 mm, dy=1.000 mm

Signal Type: Audio File (.wav) 48k_voice_1kHz_1s.wav
Output Gain: 20.07
Measure Window Start: 300ms
Measure Window Length: 1000ms
BWC applied: 0.16 dB
Device Reference Point: 0, 0, -6.3 mm

Cursor:
ABM1/ABM2 = 39.59 dB
ABM1 = -1.97 dBA/m
ABM2 = -41.56 dBA/m
BWC Factor = 0.16 dB
Location: 7.9, 8.7, 3.7 mm



0 dB = 1.000 A/m = 0.00 dBA/m

OTT EVDO

Communication System: UID 0, CDMA2000 (0); Frequency: 820.5 MHz; Duty Cycle: 1:1
Phantom section: TCoil Section
DASY5 Configuration:
- Probe: AM1DV3 - 3140; ; Calibrated: 2019-09-16
- Sensor-Surface: 0mm (Fix Surface)
- Electronics: DAE4 Sn1447; Calibrated: 2019-03-21
- Phantom: HAC Test Arch with AMCC; Type: SD HAC P01 BB
- Measurement SW: DASY52, Version 52.10 (2);SEMCAD X Version 14.6.12 (7470)

T-Coil scan (scan for ANSI C63.19 2011 compliance)/Ev-Do BC 10 Rev.A Ch. 580 codec6/y (transversal) 4.2mm 50 x 50/ABM Interpolated Signal(x,y,z) (121x121x1):

Interpolated grid: dx=1.000 mm, dy=1.000 mm
Signal Type: Audio File (.wav) 48k_voice_1kHz_1s.wav
Output Gain: 20.07
Measure Window Start: 300ms
Measure Window Length: 1000ms
BWC applied: 0.16 dB
Device Reference Point: 0, 0, -6.3 mm

Cursor:
ABM1/ABM2 = 30.92 dB
ABM1 = -10.17 dBA/m
ABM2 = -41.09 dBA/m
BWC Factor = 0.16 dB
Location: 7.9, 0.8, 3.7 mm



0 dB = 1.000 A/m = 0.00 dBA/m

OTT LTE

Communication System: UID 0, LTE (FDD) (0); Frequency: 2535 MHz;Duty Cycle: 1:1

T-Coil scan (scan for ANSI C63.19 2011 compliance)/LTE Band 7 20MHz 16QAM RB1/0 ch21100 codec6/z (axial) Normal Signal at best S/N/ABM Freq Resp(x,y,z,f) (1x1x1):

Measurement grid: dx=10mm, dy=10mm
Signal Type: Audio File (.wav) 48k_Normal_51s.wav
Output Gain: 61.02
Measure Window Start: 2000ms
Measure Window Length: 51000ms
BWC applied: 10.80 dB
Device Reference Point: 0, 0, -6.3 mm

Category	Telephone parameters WD signal quality [(signal+noise)-to-noise ratio in decibels]
Category T1	0 dB to 10 dB
Category T2	10 dB to 20 dB
Category T3	20 dB to 30 dB
Category T4	> 30 dB

Cursor:
Diff = 1.46 dB
BWC Factor = 10.80 dB
Location: 8.3, 8.3, 3.7 mm

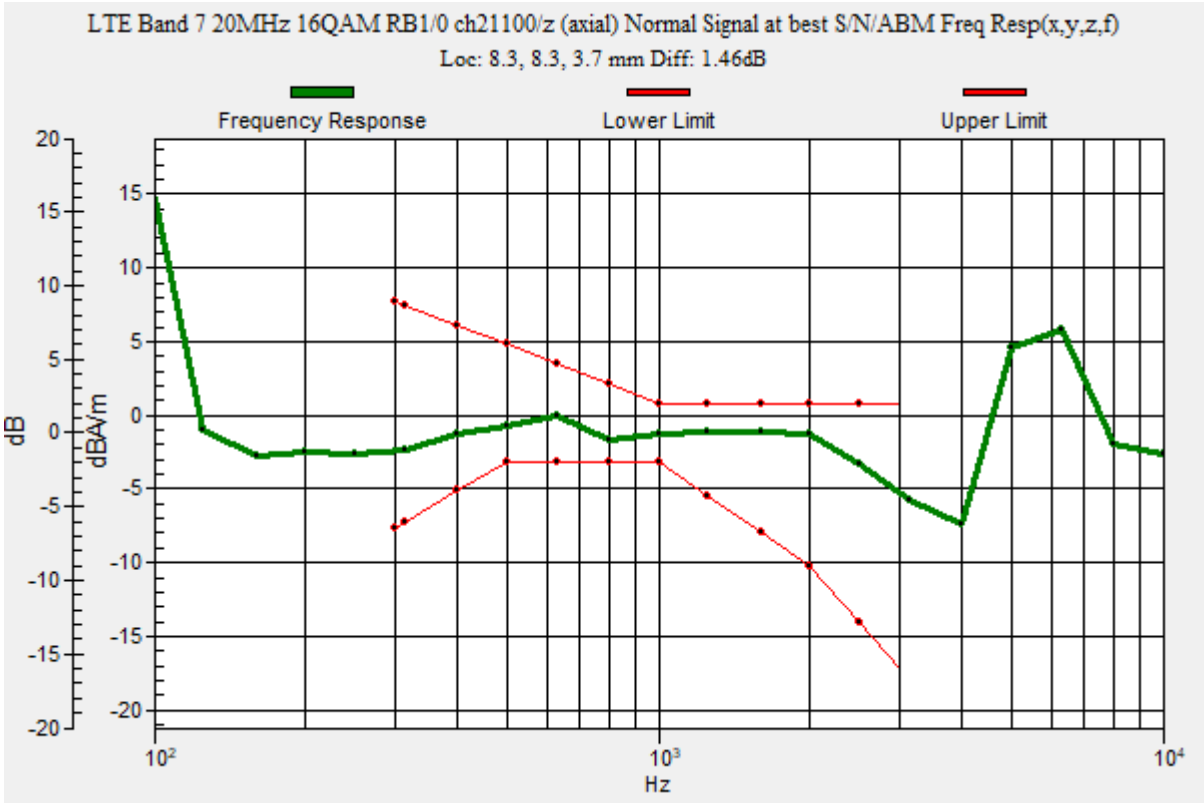

OTT LTE

Communication System: UID 0, LTE (FDD) (0); Frequency: 2535 MHz; Duty Cycle: 1:1
Phantom section: TCoil Section
DASY5 Configuration:
- Probe: AM1DV3 - 3140; ; Calibrated: 2019-09-16
- Sensor-Surface: 0mm (Fix Surface)
- Electronics: DAE4 Sn1447; Calibrated: 2019-03-21
- Phantom: HAC Test Arch with AMCC; Type: SD HAC P01 BB
- Measurement SW: DASY52, Version 52.10 (2);SEMCAD X Version 14.6.12 (7470)

T-Coil scan (scan for ANSI C63.19 2011 compliance)/LTE Band 7 20MHz 16QAM RB1/0 ch21100 codec6/z (axial) 4.2mm 50 x 50/ABM Interpolated Signal(x,y,z) (121x121x1):

Interpolated grid: dx=1.000 mm, dy=1.000 mm
Signal Type: Audio File (.wav) 48k_voice_1kHz_1s.wav
Output Gain: 20.07
Measure Window Start: 300ms
Measure Window Length: 1000ms
BWC applied: 0.16 dB
Device Reference Point: 0, 0, -6.3 mm

Cursor:
ABM1/ABM2 = 38.09 dB
ABM1 = -1.62 dBA/m
ABM2 = -39.71 dBA/m
BWC Factor = 0.16 dB
Location: 8.3, 8.3, 3.7 mm



0 dB = 1.000 A/m = 0.00 dBA/m

OTT LTE

Communication System: UID 0, LTE (FDD) (0); Frequency: 2535 MHz; Duty Cycle: 1:1
Phantom section: TCoil Section
DASY5 Configuration:
- Probe: AM1DV3 - 3140; ; Calibrated: 2019-09-16
- Sensor-Surface: 0mm (Fix Surface)
- Electronics: DAE4 Sn1447; Calibrated: 2019-03-21
- Phantom: HAC Test Arch with AMCC; Type: SD HAC P01 BB
- Measurement SW: DASY52, Version 52.10 (2);SEMCAD X Version 14.6.12 (7470)

T-Coil scan (scan for ANSI C63.19 2011 compliance)/LTE Band 7 20MHz 16QAM RB1/0 ch21100 codec6/y (transversal) 4.2mm 50 x 50/ABM Interpolated Signal(x,y,z) (121x121x1): Interpolated grid: dx=1.000 mm, dy=1.000 mm

Signal Type: Audio File (.wav) 48k_voice_1kHz_1s.wav
Output Gain: 20.07
Measure Window Start: 300ms
Measure Window Length: 1000ms
BWC applied: 0.16 dB
Device Reference Point: 0, 0, -6.3 mm

Cursor:
ABM1/ABM2 = 33.54 dB
ABM1 = -10.46 dBA/m
ABM2 = -44.00 dBA/m
BWC Factor = 0.16 dB
Location: 8.3, 17.5, 3.7 mm



0 dB = 1.000 A/m = 0.00 dBA/m

OTT LTE

Communication System: UID 0, LTE (FDD) (0); Frequency: 707.5 MHz;Duty Cycle: 1:1

T-Coil scan (scan for ANSI C63.19 2011 compliance)/LTE Band 12 10MHz 16QAM RB1/0 ch23095 codec6/z (axial) Normal Signal at best S/N/ABM Freq Resp(x,y,z,f) (1x1x1):

Measurement grid: dx=10mm, dy=10mm
Signal Type: Audio File (.wav) 48k_Normal_51s.wav
Output Gain: 61.02
Measure Window Start: 2000ms
Measure Window Length: 51000ms
BWC applied: 10.80 dB
Device Reference Point: 0, 0, -6.3 mm

Category	Telephone parameters WD signal quality [(signal+noise)-to-noise ratio in decibels]
Category T1	0 dB to 10 dB
Category T2	10 dB to 20 dB
Category T3	20 dB to 30 dB
Category T4	> 30 dB

Cursor:
Diff = 1.83 dB
BWC Factor = 10.80 dB
Location: 8.3, 8.7, 3.7 mm

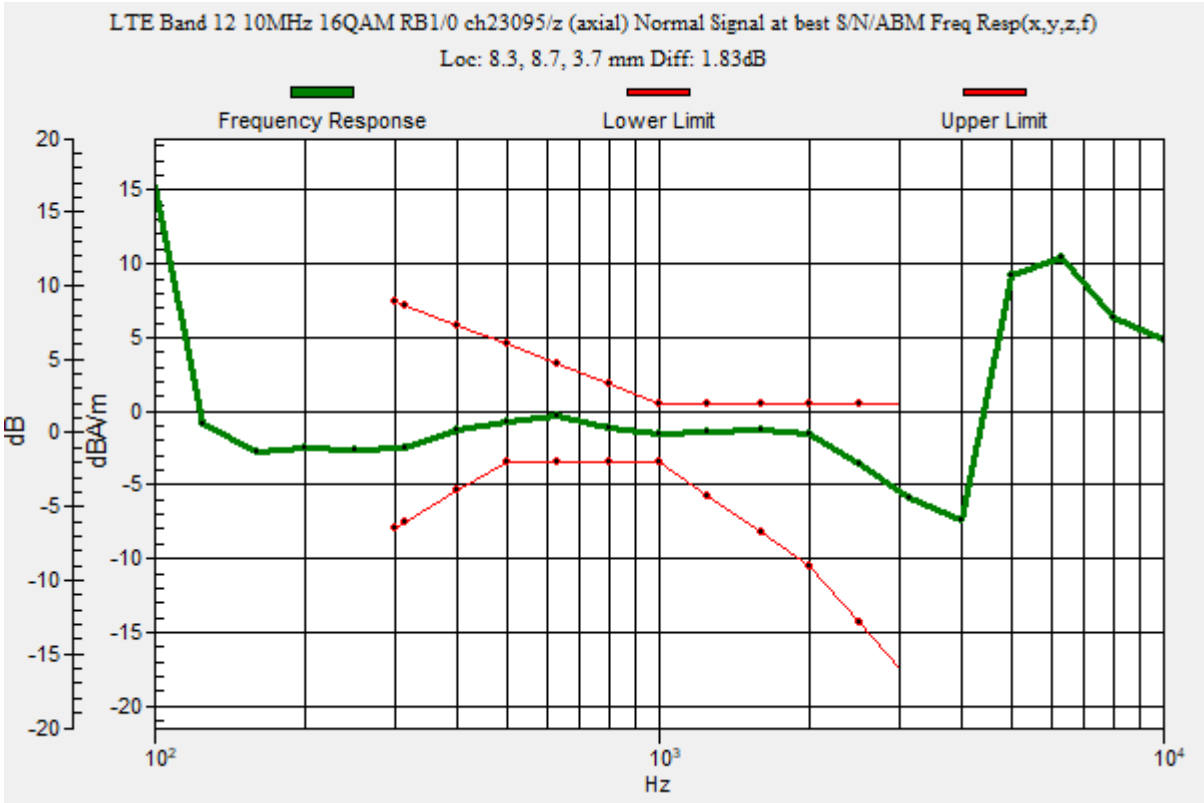

OTT LTE

Communication System: UID 0, LTE (FDD) (0); Frequency: 707.5 MHz; Duty Cycle: 1:1
Phantom section: TCoil Section
DASY5 Configuration:
- Probe: AM1DV3 - 3140; ; Calibrated: 2019-09-16
- Sensor-Surface: 0mm (Fix Surface)
- Electronics: DAE4 Sn1447; Calibrated: 2019-03-21
- Phantom: HAC Test Arch with AMCC; Type: SD HAC P01 BB
- Measurement SW: DASY52, Version 52.10 (2);SEMCAD X Version 14.6.12 (7470)

T-Coil scan (scan for ANSI C63.19 2011 compliance)/LTE Band 12 10MHz 16QAM RB1/0 ch23095 codec6/z (axial) 4.2mm 50 x 50/ABM Interpolated Signal(x,y,z) (121x121x1):

Interpolated grid: dx=1.000 mm, dy=1.000 mm
Signal Type: Audio File (.wav) 48k_voice_1kHz_1s.wav
Output Gain: 20.07
Measure Window Start: 300ms
Measure Window Length: 1000ms
BWC applied: 0.16 dB
Device Reference Point: 0, 0, -6.3 mm

Cursor:
ABM1/ABM2 = 34.71 dB
ABM1 = -1.68 dBA/m
ABM2 = -36.39 dBA/m
BWC Factor = 0.16 dB
Location: 8.3, 8.7, 3.7 mm



0 dB = 1.000 A/m = 0.00 dBA/m

OTT LTE

Communication System: UID 0, LTE (FDD) (0); Frequency: 707.5 MHz; Duty Cycle: 1:1
Phantom section: TCoil Section
DASY5 Configuration:
- Probe: AM1DV3 - 3140; ; Calibrated: 2019-09-16
- Sensor-Surface: 0mm (Fix Surface)
- Electronics: DAE4 Sn1447; Calibrated: 2019-03-21
- Phantom: HAC Test Arch with AMCC; Type: SD HAC P01 BB
- Measurement SW: DASY52, Version 52.10 (2);SEMCAD X Version 14.6.12 (7470)

T-Coil scan (scan for ANSI C63.19 2011 compliance)/LTE Band 12 10MHz 16QAM RB1/0 ch23095 codec6/y (transversal) 4.2mm 50 x 50/ABM Interpolated Signal(x,y,z) (121x121x1): Interpolated grid: dx=1.000 mm, dy=1.000 mm

Signal Type: Audio File (.wav) 48k_voice_1kHz_1s.wav
Output Gain: 20.07
Measure Window Start: 300ms
Measure Window Length: 1000ms
BWC applied: 0.16 dB
Device Reference Point: 0, 0, -6.3 mm

Cursor:
ABM1/ABM2 = 33.91 dB
ABM1 = -10.41 dBA/m
ABM2 = -44.32 dBA/m
BWC Factor = 0.16 dB
Location: 7.9, 17.5, 3.7 mm



0 dB = 1.000 A/m = 0.00 dBA/m

OTT LTE

Communication System: UID 0, LTE (FDD) (0); Frequency: 782 MHz;Duty Cycle: 1:1

T-Coil scan (scan for ANSI C63.19 2011 compliance)/LTE Band 13 10MHz 16QAM RB1/0 ch23230 codec6/z (axial) Normal Signal at best S/N/ABM Freq Resp(x,y,z,f) (1x1x1):

Measurement grid: dx=10mm, dy=10mm
Signal Type: Audio File (.wav) 48k_Normal_51s.wav
Output Gain: 61.02
Measure Window Start: 2000ms
Measure Window Length: 51000ms
BWC applied: 10.80 dB
Device Reference Point: 0, 0, -6.3 mm

Category	Telephone parameters WD signal quality [(signal+noise)-to-noise ratio in decibels]
Category T1	0 dB to 10 dB
Category T2	10 dB to 20 dB
Category T3	20 dB to 30 dB
Category T4	> 30 dB

Cursor:
Diff = 1.87 dB
BWC Factor = 10.80 dB
Location: 8.3, 8.3, 3.7 mm

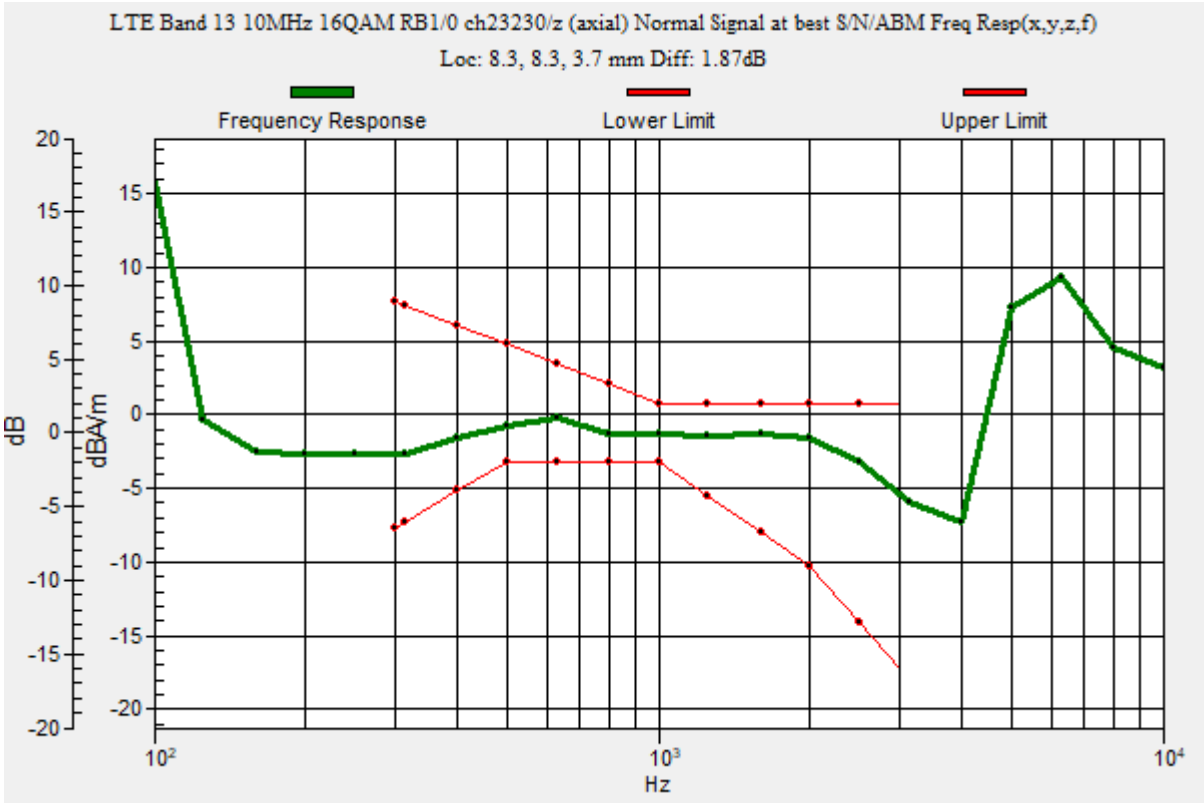

OTT LTE

Communication System: UID 0, LTE (FDD) (0); Frequency: 782 MHz; Duty Cycle: 1:1
Phantom section: TCoil Section
DASY5 Configuration:
- Probe: AM1DV3 - 3140; ; Calibrated: 2019-09-16
- Sensor-Surface: 0mm (Fix Surface)
- Electronics: DAE4 Sn1447; Calibrated: 2019-03-21
- Phantom: HAC Test Arch with AMCC; Type: SD HAC P01 BB
- Measurement SW: DASY52, Version 52.10 (2);SEMCAD X Version 14.6.12 (7470)

T-Coil scan (scan for ANSI C63.19 2011 compliance)/LTE Band 13 10MHz 16QAM RB1/0 ch23230 codec6/z (axial) 4.2mm 50 x 50/ABM Interpolated Signal(x,y,z) (121x121x1):

Interpolated grid: dx=1.000 mm, dy=1.000 mm
Signal Type: Audio File (.wav) 48k_voice_1kHz_1s.wav
Output Gain: 20.07
Measure Window Start: 300ms
Measure Window Length: 1000ms
BWC applied: 0.16 dB
Device Reference Point: 0, 0, -6.3 mm

Cursor:
ABM1/ABM2 = 35.13 dB
ABM1 = -1.96 dBA/m
ABM2 = -37.09 dBA/m
BWC Factor = 0.16 dB
Location: 8.3, 8.3, 3.7 mm



0 dB = 1.000 A/m = 0.00 dBA/m

OTT LTE

Communication System: UID 0, LTE (FDD) (0); Frequency: 782 MHz; Duty Cycle: 1:1
Phantom section: TCoil Section
DASY5 Configuration:
- Probe: AM1DV3 - 3140; ; Calibrated: 2019-09-16
- Sensor-Surface: 0mm (Fix Surface)
- Electronics: DAE4 Sn1447; Calibrated: 2019-03-21
- Phantom: HAC Test Arch with AMCC; Type: SD HAC P01 BB
- Measurement SW: DASY52, Version 52.10 (2);SEMCAD X Version 14.6.12 (7470)

T-Coil scan (scan for ANSI C63.19 2011 compliance)/LTE Band 13 10MHz 16QAM RB1/0 ch23230 codec6/y (transversal) 4.2mm 50 x 50/ABM Interpolated Signal(x,y,z) (121x121x1): Interpolated grid: dx=1.000 mm, dy=1.000 mm

Signal Type: Audio File (.wav) 48k_voice_1kHz_1s.wav
Output Gain: 20.07
Measure Window Start: 300ms
Measure Window Length: 1000ms
BWC applied: 0.16 dB
Device Reference Point: 0, 0, -6.3 mm

Cursor:
ABM1/ABM2 = 33.87 dB
ABM1 = -10.39 dBA/m
ABM2 = -44.26 dBA/m
BWC Factor = 0.16 dB
Location: 8.3, 17.5, 3.7 mm



0 dB = 1.000 A/m = 0.00 dBA/m

OTT LTE

Communication System: UID 0, LTE (FDD) (0); Frequency: 793 MHz;Duty Cycle: 1:1

T-Coil scan (scan for ANSI C63.19 2011 compliance)/LTE Band 14 10MHz 16QAM RB1/0 ch23330 codec6/z (axial) Normal Signal at best S/N/ABM Freq Resp(x,y,z,f) (1x1x1):

Measurement grid: dx=10mm, dy=10mm
Signal Type: Audio File (.wav) 48k_Normal_51s.wav
Output Gain: 61.02
Measure Window Start: 2000ms
Measure Window Length: 51000ms
BWC applied: 10.80 dB
Device Reference Point: 0, 0, -6.3 mm

Category	Telephone parameters WD signal quality [(signal+noise)-to-noise ratio in decibels]
Category T1	0 dB to 10 dB
Category T2	10 dB to 20 dB
Category T3	20 dB to 30 dB
Category T4	> 30 dB

Cursor:
Diff = 1.86 dB
BWC Factor = 10.80 dB
Location: 8.3, 8.7, 3.7 mm

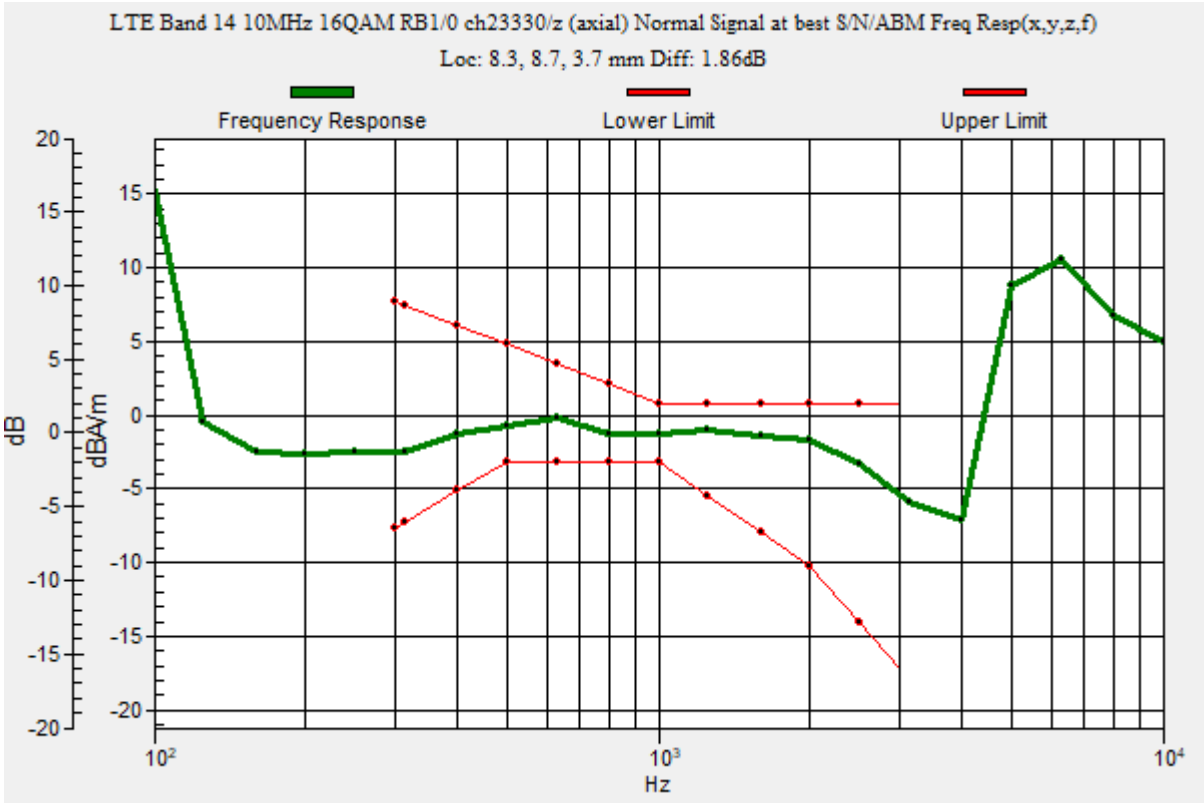

OTT LTE

Communication System: UID 0, LTE (FDD) (0); Frequency: 793 MHz; Duty Cycle: 1:1
Phantom section: TCoil Section
DASY5 Configuration:
- Probe: AM1DV3 - 3140; ; Calibrated: 2019-09-16
- Sensor-Surface: 0mm (Fix Surface)
- Electronics: DAE4 Sn1447; Calibrated: 2019-03-21
- Phantom: HAC Test Arch with AMCC; Type: SD HAC P01 BB
- Measurement SW: DASY52, Version 52.10 (2);SEMCAD X Version 14.6.12 (7470)

T-Coil scan (scan for ANSI C63.19 2011 compliance)/LTE Band 14 10MHz 16QAM RB1/0 ch23330 codec6/z (axial) 4.2mm 50 x 50/ABM Interpolated Signal(x,y,z) (121x121x1):

Interpolated grid: dx=1.000 mm, dy=1.000 mm
Signal Type: Audio File (.wav) 48k_voice_1kHz_1s.wav
Output Gain: 20.07
Measure Window Start: 300ms
Measure Window Length: 1000ms
BWC applied: 0.16 dB
Device Reference Point: 0, 0, -6.3 mm

Cursor:
ABM1/ABM2 = 33.98 dB
ABM1 = -2.07 dBA/m
ABM2 = -36.05 dBA/m
BWC Factor = 0.16 dB
Location: 8.3, 8.7, 3.7 mm



0 dB = 1.000 A/m = 0.00 dBA/m

OTT LTE

Communication System: UID 0, LTE (FDD) (0); Frequency: 793 MHz; Duty Cycle: 1:1
Phantom section: TCoil Section
DASY5 Configuration:
- Probe: AM1DV3 - 3140; ; Calibrated: 2019-09-16
- Sensor-Surface: 0mm (Fix Surface)
- Electronics: DAE4 Sn1447; Calibrated: 2019-03-21
- Phantom: HAC Test Arch with AMCC; Type: SD HAC P01 BB
- Measurement SW: DASY52, Version 52.10 (2);SEMCAD X Version 14.6.12 (7470)

T-Coil scan (scan for ANSI C63.19 2011 compliance)/LTE Band 14 10MHz 16QAM RB1/0 ch23330 codec6/y (transversal) 4.2mm 50 x 50/ABM Interpolated Signal(x,y,z) (121x121x1): Interpolated grid: dx=1.000 mm, dy=1.000 mm

Signal Type: Audio File (.wav) 48k_voice_1kHz_1s.wav
Output Gain: 20.07
Measure Window Start: 300ms
Measure Window Length: 1000ms
BWC applied: 0.16 dB
Device Reference Point: 0, 0, -6.3 mm

Cursor:
ABM1/ABM2 = 33.70 dB
ABM1 = -10.44 dBA/m
ABM2 = -44.14 dBA/m
BWC Factor = 0.16 dB
Location: 7.5, 17.5, 3.7 mm



0 dB = 1.000 A/m = 0.00 dBA/m

OTT LTE

Communication System: UID 0, LTE (FDD) (0); Frequency: 1882.5 MHz;Duty Cycle: 1:1

T-Coil scan (scan for ANSI C63.19 2011 compliance)/LTE Band 25 20MHz 16QAM RB1/0 ch26365 codec6/z (axial) Normal Signal at best S/N/ABM Freq Resp(x,y,z,f) (1x1x1):

Measurement grid: dx=10mm, dy=10mm
Signal Type: Audio File (.wav) 48k_Normal_51s.wav
Output Gain: 61.02
Measure Window Start: 2000ms
Measure Window Length: 51000ms
BWC applied: 10.80 dB
Device Reference Point: 0, 0, -6.3 mm

Category	Telephone parameters WD signal quality [(signal+noise)-to-noise ratio in decibels]
Category T1	0 dB to 10 dB
Category T2	10 dB to 20 dB
Category T3	20 dB to 30 dB
Category T4	> 30 dB

Cursor:
Diff = 1.85 dB
BWC Factor = 10.80 dB
Location: 8.3, 8.7, 3.7 mm

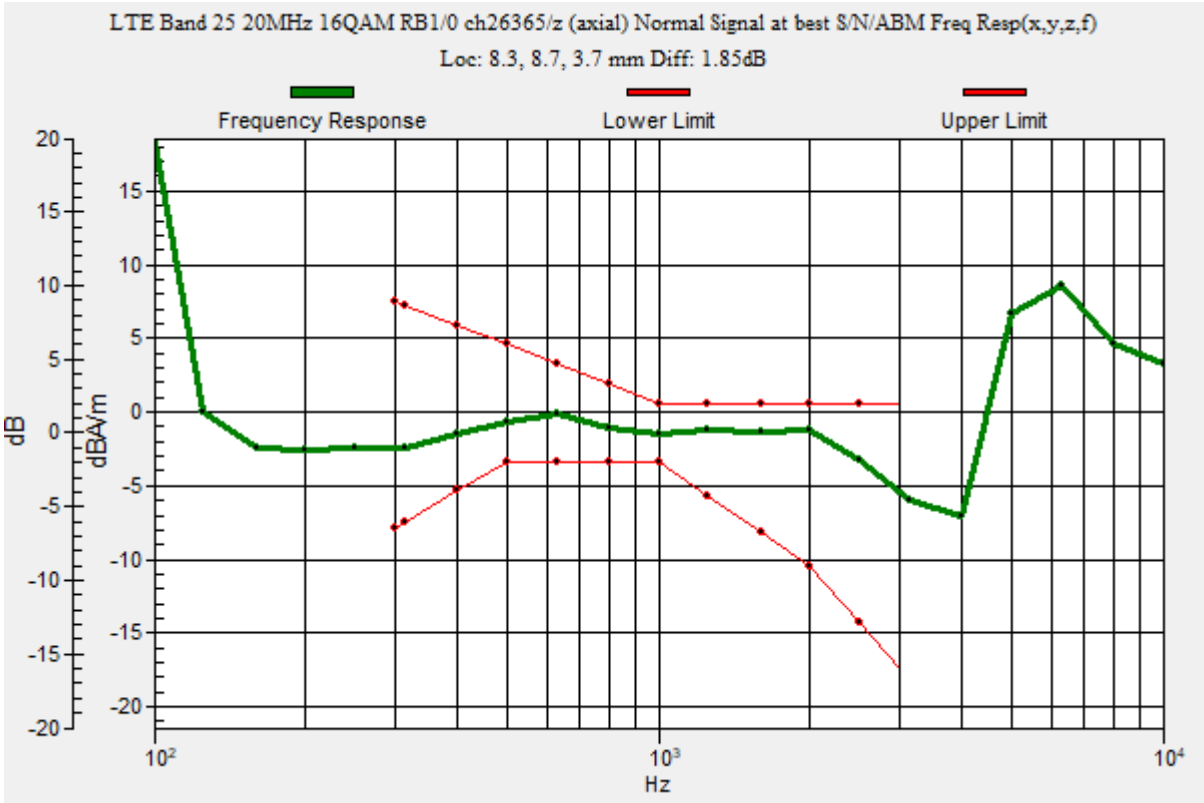

OTT LTE

Communication System: UID 0, LTE (FDD) (0); Frequency: 1882.5 MHz; Duty Cycle: 1:1
Phantom section: TCoil Section
DASY5 Configuration:
- Probe: AM1DV3 - 3140; ; Calibrated: 2019-09-16
- Sensor-Surface: 0mm (Fix Surface)
- Electronics: DAE4 Sn1447; Calibrated: 2019-03-21
- Phantom: HAC Test Arch with AMCC; Type: SD HAC P01 BB
- Measurement SW: DASY52, Version 52.10 (2);SEMCAD X Version 14.6.12 (7470)

T-Coil scan (scan for ANSI C63.19 2011 compliance)/LTE Band 25 20MHz 16QAM RB1/0 ch26365 codec6/z (axial) 4.2mm 50 x 50/ABM Interpolated Signal(x,y,z) (121x121x1):

Interpolated grid: dx=1.000 mm, dy=1.000 mm
Signal Type: Audio File (.wav) 48k_voice_1kHz_1s.wav
Output Gain: 20.07
Measure Window Start: 300ms
Measure Window Length: 1000ms
BWC applied: 0.16 dB
Device Reference Point: 0, 0, -6.3 mm

Cursor:
ABM1/ABM2 = 34.83 dB
ABM1 = -2.10 dBA/m
ABM2 = -36.93 dBA/m
BWC Factor = 0.16 dB
Location: 8.3, 8.7, 3.7 mm



0 dB = 1.000 A/m = 0.00 dBA/m

OTT LTE

Communication System: UID 0, LTE (FDD) (0); Frequency: 1882.5 MHz; Duty Cycle: 1:1
Phantom section: TCoil Section
DASY5 Configuration:
- Probe: AM1DV3 - 3140; ; Calibrated: 2019-09-16
- Sensor-Surface: 0mm (Fix Surface)
- Electronics: DAE4 Sn1447; Calibrated: 2019-03-21
- Phantom: HAC Test Arch with AMCC; Type: SD HAC P01 BB
- Measurement SW: DASY52, Version 52.10 (2);SEMCAD X Version 14.6.12 (7470)

T-Coil scan (scan for ANSI C63.19 2011 compliance)/LTE Band 25 20MHz 16QAM RB1/0 ch26365 codec6/y (transversal) 4.2mm 50 x 50/ABM Interpolated Signal(x,y,z) (121x121x1): Interpolated grid: dx=1.000 mm, dy=1.000 mm

Signal Type: Audio File (.wav) 48k_voice_1kHz_1s.wav
Output Gain: 20.07
Measure Window Start: 300ms
Measure Window Length: 1000ms
BWC applied: 0.16 dB
Device Reference Point: 0, 0, -6.3 mm

Cursor:
ABM1/ABM2 = 32.93 dB
ABM1 = -10.45 dBA/m
ABM2 = -43.38 dBA/m
BWC Factor = 0.16 dB
Location: 8.3, 17.5, 3.7 mm



0 dB = 1.000 A/m = 0.00 dBA/m

OTT LTE

Communication System: UID 0, LTE (FDD) (0); Frequency: 831.5 MHz;Duty Cycle: 1:1

T-Coil scan (scan for ANSI C63.19 2011 compliance)/LTE Band 26 15MHz 16QAM RB1/0 ch26865 codec6/z (axial) Normal Signal at best S/N/ABM Freq Resp(x,y,z,f) (1x1x1):

Measurement grid: dx=10mm, dy=10mm
Signal Type: Audio File (.wav) 48k_Normal_51s.wav
Output Gain: 61.02
Measure Window Start: 2000ms
Measure Window Length: 51000ms
BWC applied: 10.80 dB
Device Reference Point: 0, 0, -6.3 mm

Category	Telephone parameters WD signal quality [(signal+noise)-to-noise ratio in decibels]
Category T1	0 dB to 10 dB
Category T2	10 dB to 20 dB
Category T3	20 dB to 30 dB
Category T4	> 30 dB

Cursor:
Diff = 1.77 dB
BWC Factor = 10.80 dB
Location: 7.9, 8.7, 3.7 mm

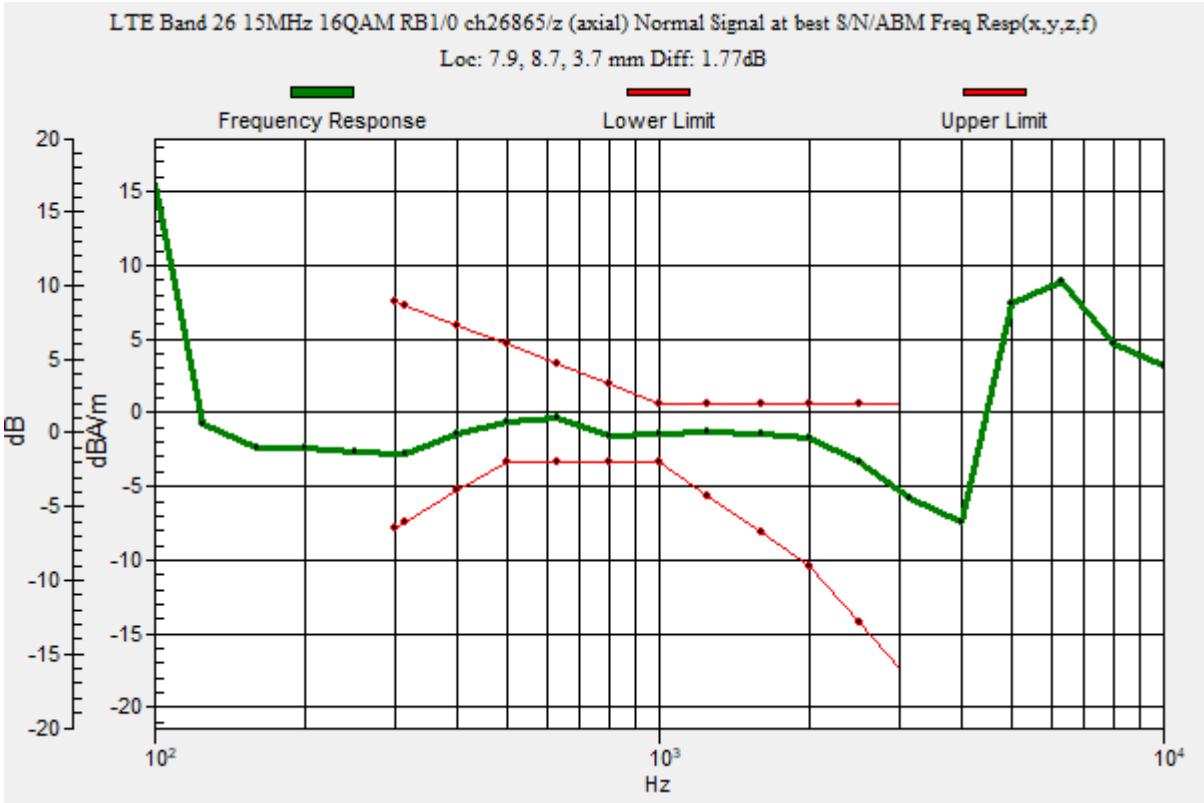

OTT LTE

Communication System: UID 0, LTE (FDD) (0); Frequency: 831.5 MHz; Duty Cycle: 1:1
Phantom section: TCoil Section
DASY5 Configuration:
- Probe: AM1DV3 - 3140; ; Calibrated: 2019-09-16
- Sensor-Surface: 0mm (Fix Surface)
- Electronics: DAE4 Sn1447; Calibrated: 2019-03-21
- Phantom: HAC Test Arch with AMCC; Type: SD HAC P01 BB
- Measurement SW: DASY52, Version 52.10 (2);SEMCAD X Version 14.6.12 (7470)

T-Coil scan (scan for ANSI C63.19 2011 compliance)/LTE Band 26 15MHz 16QAM RB1/0 ch26865 codec6/z (axial) 4.2mm 50 x 50/ABM Interpolated Signal(x,y,z) (121x121x1):

Interpolated grid: dx=1.000 mm, dy=1.000 mm
Signal Type: Audio File (.wav) 48k_voice_1kHz_1s.wav
Output Gain: 20.07
Measure Window Start: 300ms
Measure Window Length: 1000ms
BWC applied: 0.16 dB
Device Reference Point: 0, 0, -6.3 mm

Cursor:
ABM1/ABM2 = 35.42 dB
ABM1 = -1.67 dBA/m
ABM2 = -37.09 dBA/m
BWC Factor = 0.16 dB
Location: 7.9, 8.7, 3.7 mm



0 dB = 1.000 A/m = 0.00 dBA/m

OTT LTE

Communication System: UID 0, LTE (FDD) (0); Frequency: 831.5 MHz; Duty Cycle: 1:1
Phantom section: TCoil Section
DASY5 Configuration:
- Probe: AM1DV3 - 3140; ; Calibrated: 2019-09-16
- Sensor-Surface: 0mm (Fix Surface)
- Electronics: DAE4 Sn1447; Calibrated: 2019-03-21
- Phantom: HAC Test Arch with AMCC; Type: SD HAC P01 BB
- Measurement SW: DASY52, Version 52.10 (2);SEMCAD X Version 14.6.12 (7470)

T-Coil scan (scan for ANSI C63.19 2011 compliance)/LTE Band 26 15MHz 16QAM RB1/0 ch26865 codec6/y (transversal) 4.2mm 50 x 50/ABM Interpolated Signal(x,y,z) (121x121x1): Interpolated grid: dx=1.000 mm, dy=1.000 mm

Signal Type: Audio File (.wav) 48k_voice_1kHz_1s.wav
Output Gain: 20.07
Measure Window Start: 300ms
Measure Window Length: 1000ms
BWC applied: 0.16 dB
Device Reference Point: 0, 0, -6.3 mm

Cursor:
ABM1/ABM2 = 31.54 dB
ABM1 = -10.37 dBA/m
ABM2 = -41.91 dBA/m
BWC Factor = 0.16 dB
Location: 8.3, 1.2, 3.7 mm



0 dB = 1.000 A/m = 0.00 dBA/m

OTT LTE

Communication System: UID 0, LTE (FDD) (0); Frequency: 2310 MHz;Duty Cycle: 1:1

T-Coil scan (scan for ANSI C63.19 2011 compliance)/LTE Band 30 10MHz 16QAM RB1/0 ch27710 codec6/z (axial) Normal Signal at best S/N/ABM Freq Resp(x,y,z,f) (1x1x1):

Measurement grid: dx=10mm, dy=10mm
Signal Type: Audio File (.wav) 48k_Normal_51s.wav
Output Gain: 61.02
Measure Window Start: 2000ms
Measure Window Length: 51000ms
BWC applied: 10.80 dB
Device Reference Point: 0, 0, -6.3 mm

Category	Telephone parameters WD signal quality [(signal+noise)-to-noise ratio in decibels]
Category T1	0 dB to 10 dB
Category T2	10 dB to 20 dB
Category T3	20 dB to 30 dB
Category T4	> 30 dB

Cursor:
Diff = 1.66 dB
BWC Factor = 10.80 dB
Location: 7.9, 8.7, 3.7 mm

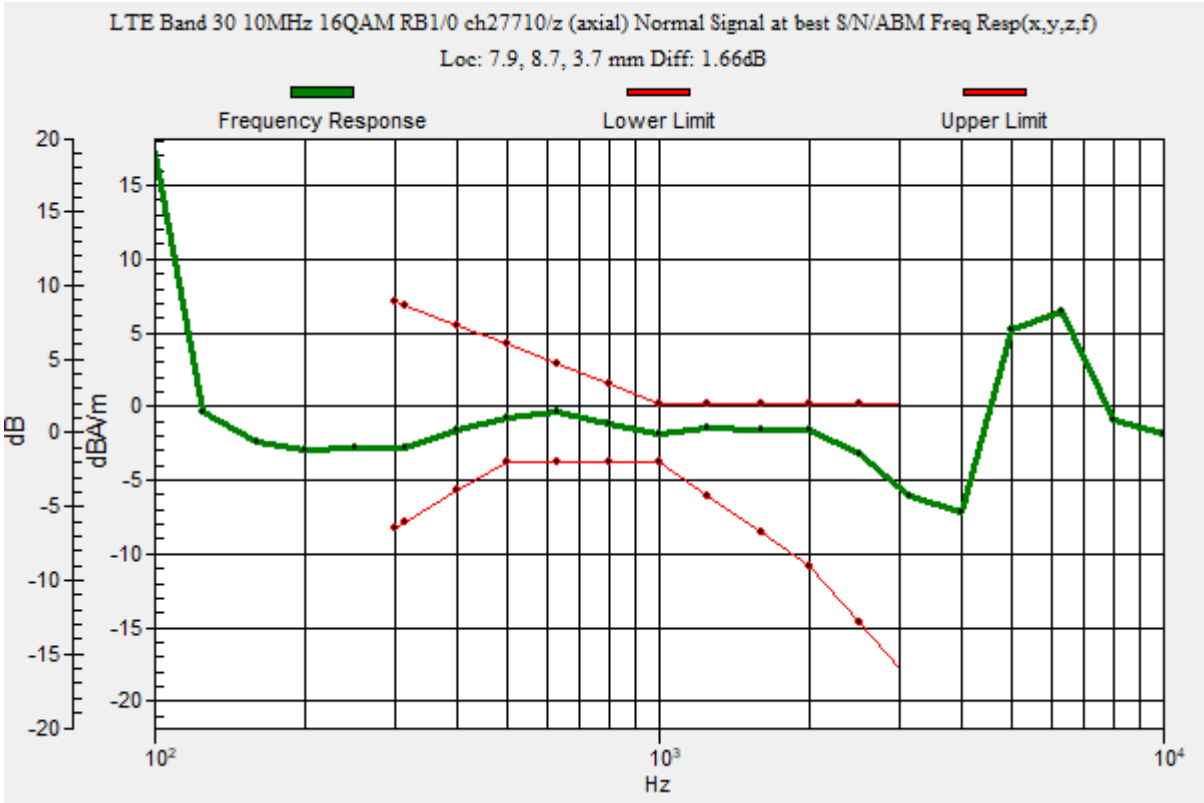

OTT LTE

Communication System: UID 0, LTE (FDD) (0); Frequency: 2310 MHz; Duty Cycle: 1:1
Phantom section: TCoil Section
DASY5 Configuration:
- Probe: AM1DV3 - 3140; ; Calibrated: 2019-09-16
- Sensor-Surface: 0mm (Fix Surface)
- Electronics: DAE4 Sn1447; Calibrated: 2019-03-21
- Phantom: HAC Test Arch with AMCC; Type: SD HAC P01 BB
- Measurement SW: DASY52, Version 52.10 (2);SEMCAD X Version 14.6.12 (7470)

T-Coil scan (scan for ANSI C63.19 2011 compliance)/LTE Band 30 10MHz 16QAM RB1/0 ch27710 codec6/z (axial) 4.2mm 50 x 50/ABM Interpolated Signal(x,y,z) (121x121x1):

Interpolated grid: dx=1.000 mm, dy=1.000 mm
Signal Type: Audio File (.wav) 48k_voice_1kHz_1s.wav
Output Gain: 20.07
Measure Window Start: 300ms
Measure Window Length: 1000ms
BWC applied: 0.16 dB
Device Reference Point: 0, 0, -6.3 mm

Cursor:
ABM1/ABM2 = 38.17 dB
ABM1 = -2.21 dBA/m
ABM2 = -40.38 dBA/m
BWC Factor = 0.16 dB
Location: 7.9, 8.7, 3.7 mm



0 dB = 1.000 A/m = 0.00 dBA/m

OTT LTE

Communication System: UID 0, LTE (FDD) (0); Frequency: 2310 MHz; Duty Cycle: 1:1
Phantom section: TCoil Section
DASY5 Configuration:
- Probe: AM1DV3 - 3140; ; Calibrated: 2019-09-16
- Sensor-Surface: 0mm (Fix Surface)
- Electronics: DAE4 Sn1447; Calibrated: 2019-03-21
- Phantom: HAC Test Arch with AMCC; Type: SD HAC P01 BB
- Measurement SW: DASY52, Version 52.10 (2);SEMCAD X Version 14.6.12 (7470)

T-Coil scan (scan for ANSI C63.19 2011 compliance)/LTE Band 30 10MHz 16QAM RB1/0 ch27710 codec6/y (transversal) 4.2mm 50 x 50/ABM Interpolated Signal(x,y,z) (121x121x1): Interpolated grid: dx=1.000 mm, dy=1.000 mm

Signal Type: Audio File (.wav) 48k_voice_1kHz_1s.wav
Output Gain: 20.07
Measure Window Start: 300ms
Measure Window Length: 1000ms
BWC applied: 0.16 dB
Device Reference Point: 0, 0, -6.3 mm

Cursor:
ABM1/ABM2 = 33.70 dB
ABM1 = -10.77 dBA/m
ABM2 = -44.47 dBA/m
BWC Factor = 0.16 dB
Location: 7.5, 17.1, 3.7 mm



0 dB = 1.000 A/m = 0.00 dBA/m

OTT LTE

Communication System: UID 0, LTE (FDD) (0); Frequency: 1745 MHz;Duty Cycle: 1:1

T-Coil scan (scan for ANSI C63.19 2011 compliance)/LTE Band 66 20MHz 16QAM RB1/0 ch132322 codec6/z (axial) Normal Signal at best S/N/ABM Freq Resp(x,y,z,f) (1x1x1):

Measurement grid: dx=10mm, dy=10mm
Signal Type: Audio File (.wav) 48k_Normal_51s.wav
Output Gain: 61.02
Measure Window Start: 2000ms
Measure Window Length: 51000ms
BWC applied: 10.80 dB
Device Reference Point: 0, 0, -6.3 mm

Category	Telephone parameters WD signal quality [(signal+noise)-to-noise ratio in decibels]
Category T1	0 dB to 10 dB
Category T2	10 dB to 20 dB
Category T3	20 dB to 30 dB
Category T4	> 30 dB

Cursor:
Diff = 1.87 dB
BWC Factor = 10.80 dB
Location: 8.3, 8.7, 3.7 mm

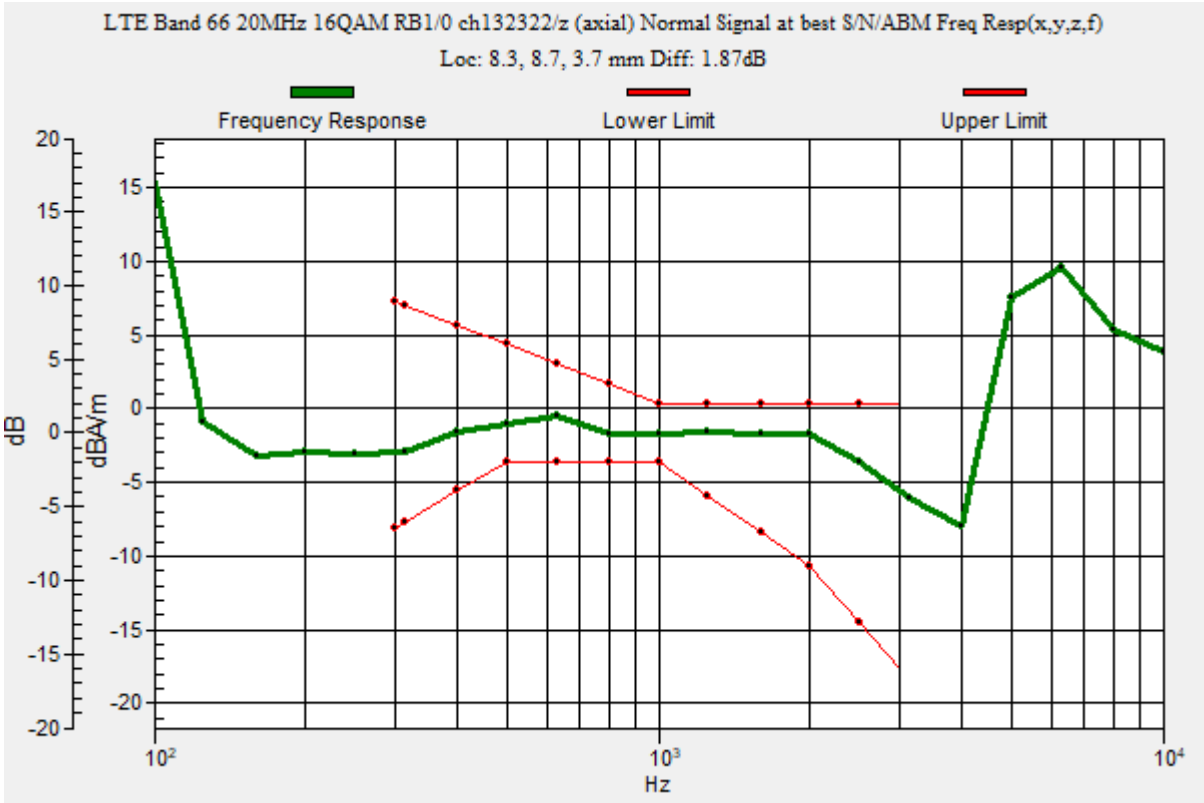

OTT LTE

Communication System: UID 0, LTE (FDD) (0); Frequency: 1745 MHz; Duty Cycle: 1:1
Phantom section: TCoil Section
DASY5 Configuration:
- Probe: AM1DV3 - 3140; ; Calibrated: 2019-09-16
- Sensor-Surface: 0mm (Fix Surface)
- Electronics: DAE4 Sn1447; Calibrated: 2019-03-21
- Phantom: HAC Test Arch with AMCC; Type: SD HAC P01 BB
- Measurement SW: DASY52, Version 52.10 (2);SEMCAD X Version 14.6.12 (7470)

T-Coil scan (scan for ANSI C63.19 2011 compliance)/LTE Band 66 20MHz 16QAM RB1/0 ch132322 codec6/z (axial) 4.2mm 50 x 50/ABM Interpolated Signal(x,y,z) (121x121x1):

Interpolated grid: dx=1.000 mm, dy=1.000 mm
Signal Type: Audio File (.wav) 48k_voice_1kHz_1s.wav
Output Gain: 20.07
Measure Window Start: 300ms
Measure Window Length: 1000ms
BWC applied: 0.16 dB
Device Reference Point: 0, 0, -6.3 mm

Cursor:
ABM1/ABM2 = 34.41 dB
ABM1 = -1.55 dBA/m
ABM2 = -35.96 dBA/m
BWC Factor = 0.16 dB
Location: 8.3, 8.7, 3.7 mm



0 dB = 1.000 A/m = 0.00 dBA/m

OTT LTE

Communication System: UID 0, LTE (FDD) (0); Frequency: 1745 MHz; Duty Cycle: 1:1
Phantom section: TCoil Section
DASY5 Configuration:
- Probe: AM1DV3 - 3140; ; Calibrated: 2019-09-16
- Sensor-Surface: 0mm (Fix Surface)
- Electronics: DAE4 Sn1447; Calibrated: 2019-03-21
- Phantom: HAC Test Arch with AMCC; Type: SD HAC P01 BB
- Measurement SW: DASY52, Version 52.10 (2);SEMCAD X Version 14.6.12 (7470)

T-Coil scan (scan for ANSI C63.19 2011 compliance)/LTE Band 66 20MHz 16QAM RB1/0 ch132322 codec6/y (transversal) 4.2mm 50 x 50/ABM Interpolated Signal(x,y,z) (121x121x1): Interpolated grid: dx=1.000 mm, dy=1.000 mm

Signal Type: Audio File (.wav) 48k_voice_1kHz_1s.wav
Output Gain: 20.07
Measure Window Start: 300ms
Measure Window Length: 1000ms
BWC applied: 0.16 dB
Device Reference Point: 0, 0, -6.3 mm

Cursor:
ABM1/ABM2 = 31.70 dB
ABM1 = -10.35 dBA/m
ABM2 = -42.05 dBA/m
BWC Factor = 0.16 dB
Location: 8.3, 17.5, 3.7 mm



0 dB = 1.000 A/m = 0.00 dBA/m

OTT LTE

Communication System: UID 0, LTE (FDD) (0); Frequency: 680.5 MHz;Duty Cycle: 1:1

T-Coil scan (scan for ANSI C63.19 2011 compliance)/LTE Band 71 20MHz 16QAM RB1/0 ch133297 codec6/z (axial) Normal Signal at best S/N/ABM Freq Resp(x,y,z,f) (1x1x1):

Measurement grid: dx=10mm, dy=10mm
Signal Type: Audio File (.wav) 48k_Normal_51s.wav
Output Gain: 61.02
Measure Window Start: 2000ms
Measure Window Length: 51000ms
BWC applied: 10.80 dB
Device Reference Point: 0, 0, -6.3 mm

Category	Telephone parameters WD signal quality [(signal+noise)-to-noise ratio in decibels]
Category T1	0 dB to 10 dB
Category T2	10 dB to 20 dB
Category T3	20 dB to 30 dB
Category T4	> 30 dB

Cursor:
Diff = 1.70 dB
BWC Factor = 10.80 dB
Location: 7.9, 8.7, 3.7 mm

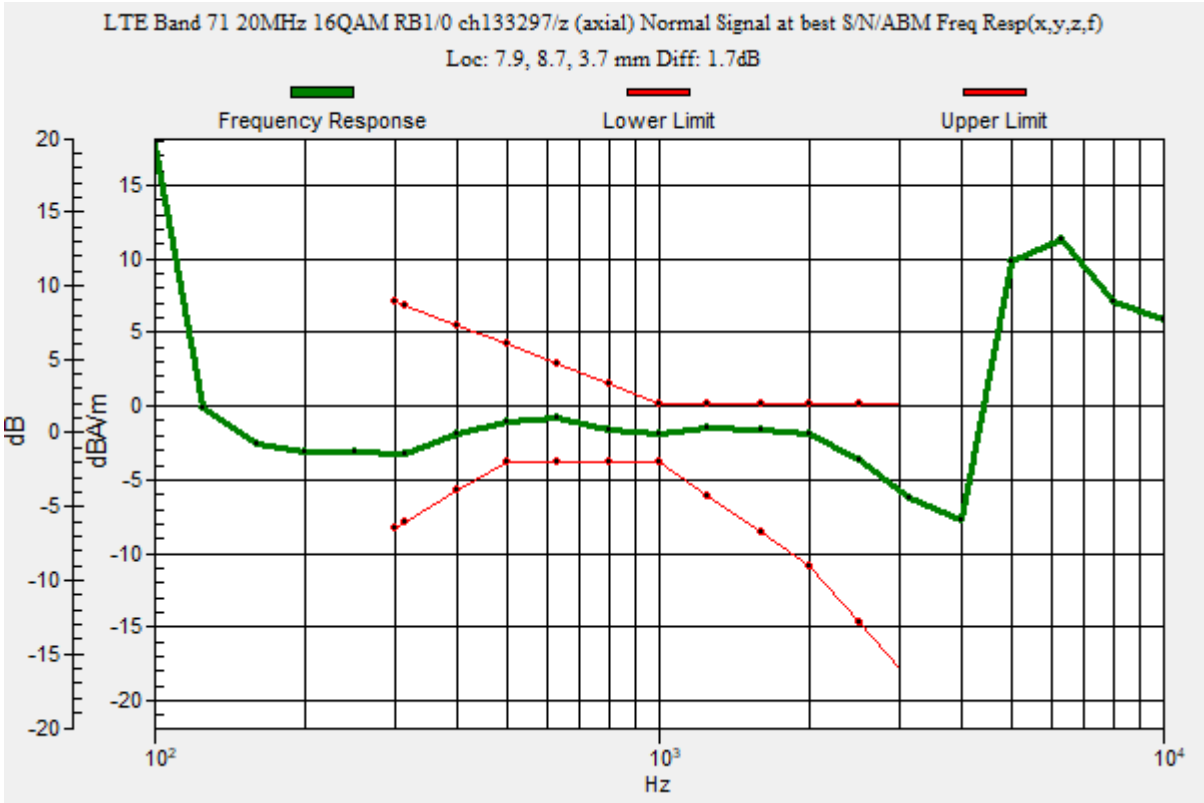

OTT LTE

Communication System: UID 0, LTE (FDD) (0); Frequency: 680.5 MHz; Duty Cycle: 1:1
Phantom section: TCoil Section
DASY5 Configuration:
- Probe: AM1DV3 - 3140; ; Calibrated: 2019-09-16
- Sensor-Surface: 0mm (Fix Surface)
- Electronics: DAE4 Sn1447; Calibrated: 2019-03-21
- Phantom: HAC Test Arch with AMCC; Type: SD HAC P01 BB
- Measurement SW: DASY52, Version 52.10 (2);SEMCAD X Version 14.6.12 (7470)

T-Coil scan (scan for ANSI C63.19 2011 compliance)/LTE Band 71 20MHz 16QAM RB1/0 ch133297 codec6/z (axial) 4.2mm 50 x 50/ABM Interpolated Signal(x,y,z) (121x121x1):

Interpolated grid: dx=1.000 mm, dy=1.000 mm
Signal Type: Audio File (.wav) 48k_voice_1kHz_1s.wav
Output Gain: 20.07
Measure Window Start: 300ms
Measure Window Length: 1000ms
BWC applied: 0.16 dB
Device Reference Point: 0, 0, -6.3 mm

Cursor:
ABM1/ABM2 = 32.49 dB
ABM1 = -2.07 dBA/m
ABM2 = -34.56 dBA/m
BWC Factor = 0.16 dB
Location: 7.9, 8.7, 3.7 mm



0 dB = 1.000 A/m = 0.00 dBA/m

OTT LTE

Communication System: UID 0, LTE (FDD) (0); Frequency: 680.5 MHz; Duty Cycle: 1:1
Phantom section: TCoil Section
DASY5 Configuration:
- Probe: AM1DV3 - 3140; ; Calibrated: 2019-09-16
- Sensor-Surface: 0mm (Fix Surface)
- Electronics: DAE4 Sn1447; Calibrated: 2019-03-21
- Phantom: HAC Test Arch with AMCC; Type: SD HAC P01 BB
- Measurement SW: DASY52, Version 52.10 (2);SEMCAD X Version 14.6.12 (7470)

T-Coil scan (scan for ANSI C63.19 2011 compliance)/LTE Band 71 20MHz 16QAM RB1/0 ch133297 codec6/y (transversal) 4.2mm 50 x 50/ABM Interpolated Signal(x,y,z) (121x121x1): Interpolated grid: dx=1.000 mm, dy=1.000 mm

Signal Type: Audio File (.wav) 48k_voice_1kHz_1s.wav
Output Gain: 20.07
Measure Window Start: 300ms
Measure Window Length: 1000ms
BWC applied: 0.16 dB
Device Reference Point: 0, 0, -6.3 mm

Cursor:
ABM1/ABM2 = 32.32 dB
ABM1 = -10.82 dBA/m
ABM2 = -43.14 dBA/m
BWC Factor = 0.16 dB
Location: 7.5, 17.5, 3.7 mm



0 dB = 1.000 A/m = 0.00 dBA/m

OTT LTE

Communication System: UID 0, LTE (TDD) (0); Frequency: 2593 MHz;Duty Cycle: 1:1.59956

T-Coil scan (scan for ANSI C63.19 2011 compliance) 2/LTE Band 41 20MHz QPSK RB1/0 ch40620 codec6/z (axial) Normal Signal at best S/N/ABM Freq Resp(x,y,z,f) (1x1x1):

Measurement grid: dx=10mm, dy=10mm
Signal Type: Audio File (.wav) 48k_Normal_51s.wav
Output Gain: 61.02
Measure Window Start: 2000ms
Measure Window Length: 51000ms
BWC applied: 10.80 dB
Device Reference Point: 0, 0, -6.3 mm

Category	Telephone parameters WD signal quality [(signal+noise)-to-noise ratio in decibels]
Category T1	0 dB to 10 dB
Category T2	10 dB to 20 dB
Category T3	20 dB to 30 dB
Category T4	> 30 dB

Cursor:
Diff = 1.74 dB
BWC Factor = 10.80 dB
Location: 7.9, 8.7, 3.7 mm

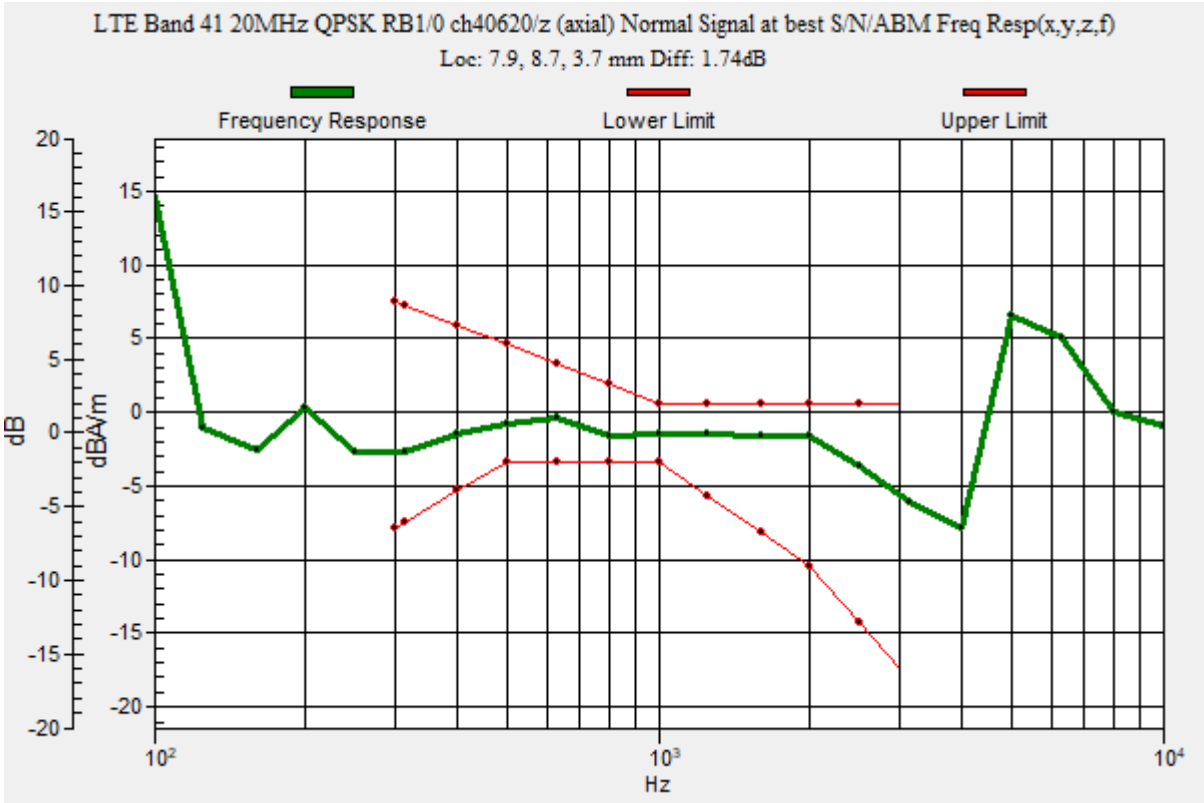

OTT LTE

Communication System: UID 0, LTE (TDD) (0); Frequency: 2593 MHz; Duty Cycle: 1:1.59956
Phantom section: TCoil Section
DASY5 Configuration:
- Probe: AM1DV3 - 3140; ; Calibrated: 2019-09-16
- Sensor-Surface: 0mm (Fix Surface)
- Electronics: DAE4 Sn1447; Calibrated: 2019-03-21
- Phantom: HAC Test Arch with AMCC; Type: SD HAC P01 BB
- Measurement SW: DASY52, Version 52.10 (2);SEMCAD X Version 14.6.12 (7470)

T-Coil scan (scan for ANSI C63.19 2011 compliance) 2/LTE Band 41 20MHz QPSK RB1/0 ch40620 codec6/z (axial) 4.2mm 50 x 50/ABM Interpolated Signal(x,y,z) (121x121x1):

Interpolated grid: dx=1.000 mm, dy=1.000 mm
Signal Type: Audio File (.wav) 48k_voice_1kHz_1s.wav
Output Gain: 20.07
Measure Window Start: 300ms
Measure Window Length: 1000ms
BWC applied: 0.16 dB
Device Reference Point: 0, 0, -6.3 mm

Cursor:
ABM1/ABM2 = 30.24 dB
ABM1 = -2.55 dBA/m
ABM2 = -32.79 dBA/m
BWC Factor = 0.16 dB
Location: 7.9, 8.7, 3.7 mm



0 dB = 1.000 A/m = 0.00 dBA/m

OTT LTE

Communication System: UID 0, LTE (TDD) (0); Frequency: 2593 MHz; Duty Cycle: 1:1.59956
Phantom section: TCoil Section
DASY5 Configuration:
- Probe: AM1DV3 - 3140; ; Calibrated: 2019-09-16
- Sensor-Surface: 0mm (Fix Surface)
- Electronics: DAE4 Sn1447; Calibrated: 2019-03-21
- Phantom: HAC Test Arch with AMCC; Type: SD HAC P01 BB
- Measurement SW: DASY52, Version 52.10 (2);SEMCAD X Version 14.6.12 (7470)

T-Coil scan (scan for ANSI C63.19 2011 compliance) 2/LTE Band 41 20MHz QPSK RB1/0 ch40620 codec6/y (transversal) 4.2mm 50 x 50/ABM Interpolated Signal(x,y,z) (121x121x1): Interpolated grid: dx=1.000 mm, dy=1.000 mm

Signal Type: Audio File (.wav) 48k_voice_1kHz_1s.wav
Output Gain: 20.07
Measure Window Start: 300ms
Measure Window Length: 1000ms
BWC applied: 0.16 dB
Device Reference Point: 0, 0, -6.3 mm

Cursor:
ABM1/ABM2 = 32.55 dB
ABM1 = -10.68 dBA/m
ABM2 = -43.23 dBA/m
BWC Factor = 0.16 dB
Location: 8.3, 17.5, 3.7 mm



0 dB = 1.000 A/m = 0.00 dBA/m

OTT_Wi-Fi

Communication System: UID 0, IEEE 802.11b/g/n 2.4 GHz Band (0); Frequency: 2437 MHz;Duty Cycle: 1:1

T-Coil scan (scan for ANSI C63.19 2011 compliance)/802.11b_Ch 6 1Mbps codec6/z (axial) Normal Signal at best S/N/ABM Freq Resp(x,y,z,f) (1x1x1): Measurement grid: dx=10mm, dy=10mm

Signal Type: Audio File (.wav) 48k_Normal_51s.wav
Output Gain: 61.02
Measure Window Start: 2000ms
Measure Window Length: 51000ms
BWC applied: 10.80 dB
Device Reference Point: 0, 0, -6.3 mm

Category	Telephone parameters WD signal quality [(signal+noise)-to-noise ratio in decibels]
Category T1	0 dB to 10 dB
Category T2	10 dB to 20 dB
Category T3	20 dB to 30 dB
Category T4	> 30 dB

Cursor:
Diff = 1.38 dB
BWC Factor = 10.80 dB
Location: 7.9, 8.7, 3.7 mm

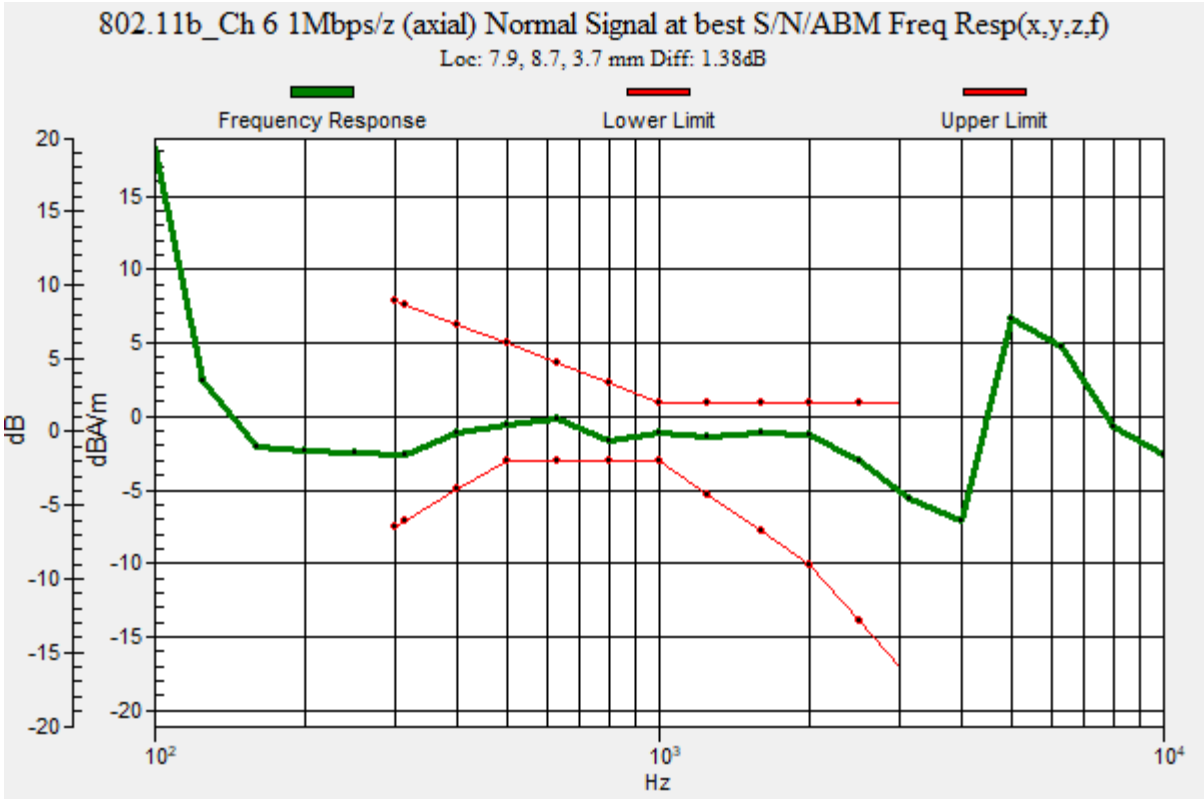

OTT_Wi-Fi

Communication System: UID 0, IEEE 802.11b/g/n 2.4 GHz Band (0); Frequency: 2437 MHz; Duty Cycle: 1:1
Phantom section: TCoil Section
DASY5 Configuration:
- Probe: AM1DV3 - 3140; ; Calibrated: 2019-09-16
- Sensor-Surface: 0mm (Fix Surface)
- Electronics: DAE4 Sn1447; Calibrated: 2019-03-21
- Phantom: HAC Test Arch with AMCC; Type: SD HAC P01 BB
- Measurement SW: DASY52, Version 52.10 (2);SEMCAD X Version 14.6.12 (7470)

T-Coil scan (scan for ANSI C63.19 2011 compliance)/802.11b_Ch 6 1Mbps codec6/z (axial) 4.2mm 50 x 50/ABM Interpolated Signal(x,y,z) (121x121x1): Interpolated grid: dx=1.000 mm, dy=1.000 mm

Signal Type: Audio File (.wav) 48k_voice_1kHz_1s.wav
Output Gain: 20.07
Measure Window Start: 300ms
Measure Window Length: 1000ms
BWC applied: 0.16 dB
Device Reference Point: 0, 0, -6.3 mm

Cursor:
ABM1/ABM2 = 36.42 dB
ABM1 = -1.67 dBA/m
ABM2 = -38.09 dBA/m
BWC Factor = 0.16 dB
Location: 7.9, 8.7, 3.7 mm



0 dB = 1.000 A/m = 0.00 dBA/m

OTT_Wi-Fi

Communication System: UID 0, IEEE 802.11b/g/n 2.4 GHz Band (0); Frequency: 2437 MHz; Duty Cycle: 1:1
Phantom section: TCoil Section
DASY5 Configuration:
- Probe: AM1DV3 - 3140; ; Calibrated: 2019-09-16
- Sensor-Surface: 0mm (Fix Surface)
- Electronics: DAE4 Sn1447; Calibrated: 2019-03-21
- Phantom: HAC Test Arch with AMCC; Type: SD HAC P01 BB
- Measurement SW: DASY52, Version 52.10 (2);SEMCAD X Version 14.6.12 (7470)

T-Coil scan (scan for ANSI C63.19 2011 compliance) 2/802.11b_Ch 6 1Mbps codec6/y (transversal) 4.2mm 50 x 50/ABM Interpolated Signal(x,y,z) (121x121x1): Interpolated grid: dx=1.000 mm, dy=1.000 mm

Signal Type: Audio File (.wav) 48k_voice_1kHz_1s.wav
Output Gain: 20.07
Measure Window Start: 300ms
Measure Window Length: 1000ms
BWC applied: 0.16 dB
Device Reference Point: 0, 0, -6.3 mm

Cursor:
ABM1/ABM2 = 35.58 dB
ABM1 = -10.21 dBA/m
ABM2 = -45.79 dBA/m
BWC Factor = 0.16 dB
Location: 7.5, 17.5, 3.7 mm



0 dB = 1.000 A/m = 0.00 dBA/m

OTT_Wi-Fi

Communication System: UID 0, IEEE 802.11a/n/ac 5 GHz Band (0); Frequency: 5200 MHz;Duty Cycle: 1:1

T-Coil scan (scan for ANSI C63.19 2011 compliance)/802.11a_Ch 40 6 Mbps codec6/z (axial) Normal Signal at best S/N/ABM Freq Resp(x,y,z,f) (1x1x1): Measurement grid: dx=10mm, dy=10mm

Signal Type: Audio File (.wav) 48k_Normal_51s.wav
Output Gain: 61.02
Measure Window Start: 2000ms
Measure Window Length: 51000ms
BWC applied: 10.80 dB
Device Reference Point: 0, 0, -6.3 mm

Category	Telephone parameters WD signal quality [(signal+noise)-to-noise ratio in decibels]
Category T1	0 dB to 10 dB
Category T2	10 dB to 20 dB
Category T3	20 dB to 30 dB
Category T4	> 30 dB

Cursor:
Diff = 1.89 dB
BWC Factor = 10.80 dB
Location: 8.3, 8.3, 3.7 mm

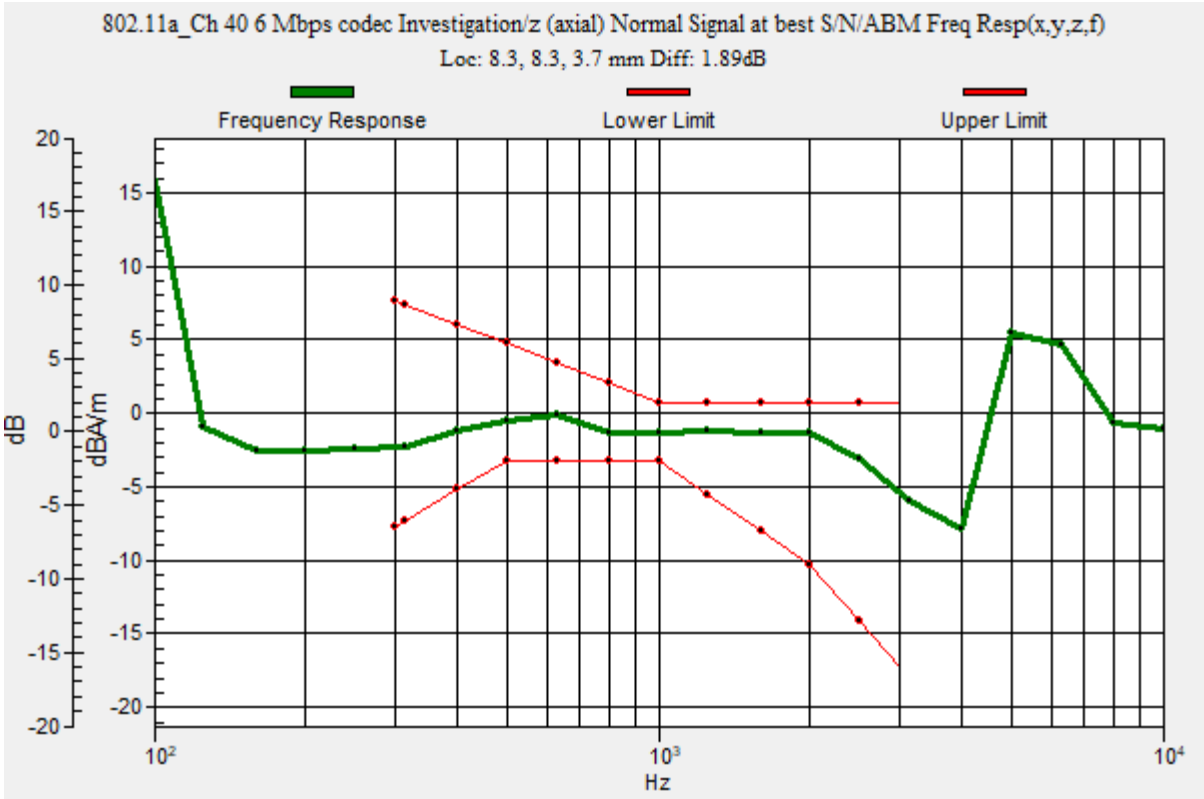

OTT_Wi-Fi

Communication System: UID 0, IEEE 802.11a/n/ac 5 GHz Band (0); Frequency: 5200 MHz; Duty Cycle: 1:1
Phantom section: TCoil Section
DASY5 Configuration:
- Probe: AM1DV3 - 3140; ; Calibrated: 2019-09-16
- Sensor-Surface: 0mm (Fix Surface)
- Electronics: DAE4 Sn1447; Calibrated: 2019-03-21
- Phantom: HAC Test Arch with AMCC; Type: SD HAC P01 BB
- Measurement SW: DASY52, Version 52.10 (2);SEMCAD X Version 14.6.12 (7470)

T-Coil scan (scan for ANSI C63.19 2011 compliance)/802.11a_Ch 40 6 Mbps codec6/z (axial) 4.2mm 50 x 50/ABM Interpolated Signal(x,y,z) (121x121x1): Interpolated grid: dx=1.000 mm, dy=1.000 mm

Signal Type: Audio File (.wav) 48k_voice_1kHz_1s.wav
Output Gain: 20.07
Measure Window Start: 300ms
Measure Window Length: 1000ms
BWC applied: 0.16 dB
Device Reference Point: 0, 0, -6.3 mm

Cursor:
ABM1/ABM2 = 36.85 dB
ABM1 = -2.09 dBA/m
ABM2 = -38.94 dBA/m
BWC Factor = 0.16 dB
Location: 8.3, 8.3, 3.7 mm



0 dB = 1.000 A/m = 0.00 dBA/m

OTT_Wi-Fi

Communication System: UID 0, IEEE 802.11a/n/ac 5 GHz Band (0); Frequency: 5200 MHz; Duty Cycle: 1:1
Phantom section: TCoil Section
DASY5 Configuration:
- Probe: AM1DV3 - 3140; ; Calibrated: 2019-09-16
- Sensor-Surface: 0mm (Fix Surface)
- Electronics: DAE4 Sn1447; Calibrated: 2019-03-21
- Phantom: HAC Test Arch with AMCC; Type: SD HAC P01 BB
- Measurement SW: DASY52, Version 52.10 (2);SEMCAD X Version 14.6.12 (7470)

T-Coil scan (scan for ANSI C63.19 2011 compliance)/802.11a_Ch 40 6 Mbps codec6/y (transversal) 4.2mm 50 x 50/ABM Interpolated Signal(x,y,z) (121x121x1): Interpolated grid: dx=1.000 mm, dy=1.000 mm

Signal Type: Audio File (.wav) 48k_voice_1kHz_1s.wav
Output Gain: 20.07
Measure Window Start: 300ms
Measure Window Length: 1000ms
BWC applied: 0.16 dB
Device Reference Point: 0, 0, -6.3 mm

Cursor:
ABM1/ABM2 = 32.54 dB
ABM1 = -10.21 dBA/m
ABM2 = -42.75 dBA/m
BWC Factor = 0.16 dB
Location: 7.9, 17.1, 3.7 mm



0 dB = 1.000 A/m = 0.00 dBA/m

OTT_Wi-Fi

Communication System: UID 0, IEEE 802.11a/n/ac 5 GHz Band (0); Frequency: 5280 MHz;Duty Cycle: 1:1

T-Coil scan (scan for ANSI C63.19 2011 compliance)/802.11a_Ch 56 6Mbps codec6/z (axial) Normal Signal at best S/N/ABM Freq Resp(x,y,z,f) (1x1x1): Measurement grid: dx=10mm, dy=10mm

Signal Type: Audio File (.wav) 48k_Normal_51s.wav
Output Gain: 61.02
Measure Window Start: 2000ms
Measure Window Length: 51000ms
BWC applied: 10.80 dB
Device Reference Point: 0, 0, -6.3 mm

Category	Telephone parameters WD signal quality [(signal+noise)-to-noise ratio in decibels]
Category T1	0 dB to 10 dB
Category T2	10 dB to 20 dB
Category T3	20 dB to 30 dB
Category T4	> 30 dB

Cursor:
Diff = 1.46 dB
BWC Factor = 10.80 dB
Location: 8.3, 8.3, 3.7 mm

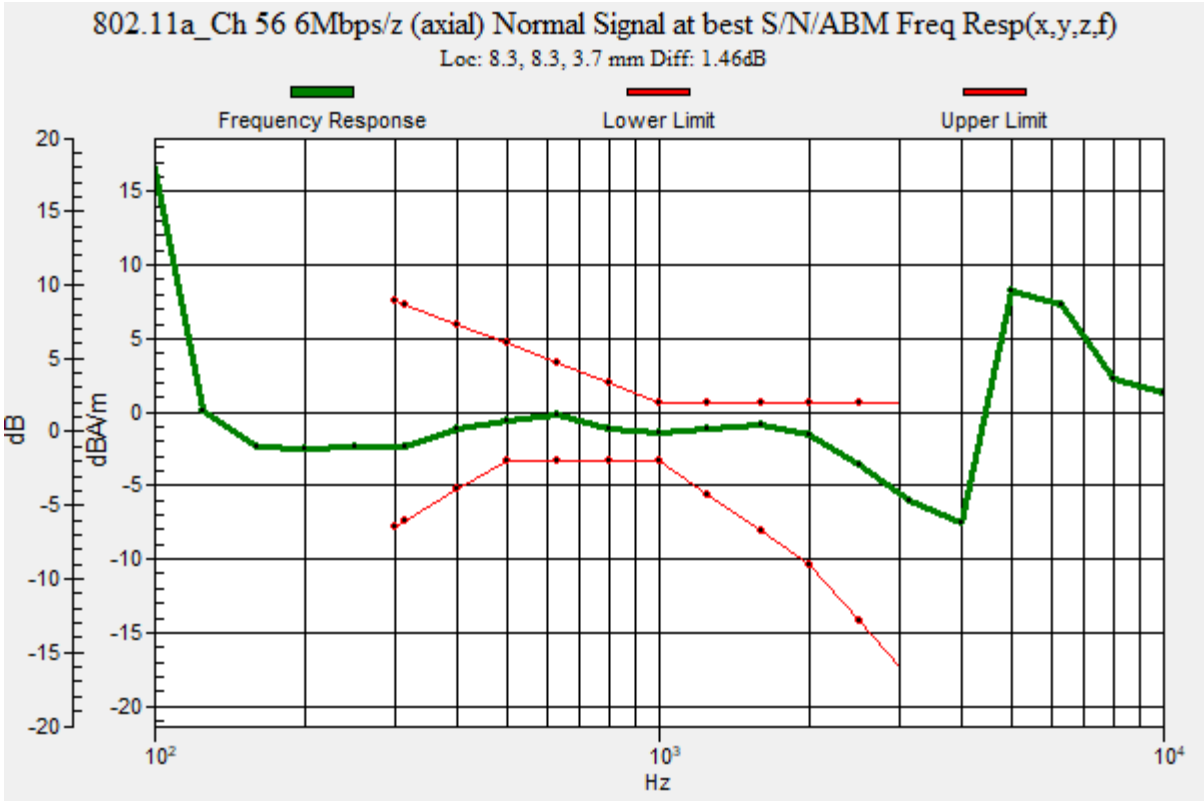

OTT_Wi-Fi

Communication System: UID 0, IEEE 802.11a/n/ac 5 GHz Band (0); Frequency: 5280 MHz; Duty Cycle: 1:1
Phantom section: TCoil Section
DASY5 Configuration:
- Probe: AM1DV3 - 3140; ; Calibrated: 2019-09-16
- Sensor-Surface: 0mm (Fix Surface)
- Electronics: DAE4 Sn1447; Calibrated: 2019-03-21
- Phantom: HAC Test Arch with AMCC; Type: SD HAC P01 BB
- Measurement SW: DASY52, Version 52.10 (2);SEMCAD X Version 14.6.12 (7470)

T-Coil scan (scan for ANSI C63.19 2011 compliance)/802.11a_Ch 56 6Mbps codec6/z (axial) 4.2mm 50 x 50/ABM Interpolated Signal(x,y,z) (121x121x1): Interpolated grid: dx=1.000 mm, dy=1.000 mm

Signal Type: Audio File (.wav) 48k_voice_1kHz_1s.wav
Output Gain: 20.07
Measure Window Start: 300ms
Measure Window Length: 1000ms
BWC applied: 0.16 dB
Device Reference Point: 0, 0, -6.3 mm

Cursor:
ABM1/ABM2 = 37.71 dB
ABM1 = -1.72 dBA/m
ABM2 = -39.43 dBA/m
BWC Factor = 0.16 dB
Location: 8.3, 8.3, 3.7 mm



0 dB = 1.000 A/m = 0.00 dBA/m

OTT_Wi-Fi

Communication System: UID 0, IEEE 802.11a/n/ac 5 GHz Band (0); Frequency: 5280 MHz; Duty Cycle: 1:1
Phantom section: TCoil Section
DASY5 Configuration:
- Probe: AM1DV3 - 3140; ; Calibrated: 2019-09-16
- Sensor-Surface: 0mm (Fix Surface)
- Electronics: DAE4 Sn1447; Calibrated: 2019-03-21
- Phantom: HAC Test Arch with AMCC; Type: SD HAC P01 BB
- Measurement SW: DASY52, Version 52.10 (2);SEMCAD X Version 14.6.12 (7470)

T-Coil scan (scan for ANSI C63.19 2011 compliance)/802.11a_Ch 56 6Mbps codec6/y (transversal) 4.2mm 50 x 50/ABM Interpolated Signal(x,y,z) (121x121x1): Interpolated grid: dx=1.000 mm, dy=1.000 mm

Signal Type: Audio File (.wav) 48k_voice_1kHz_1s.wav
Output Gain: 20.07
Measure Window Start: 300ms
Measure Window Length: 1000ms
BWC applied: 0.16 dB
Device Reference Point: 0, 0, -6.3 mm

Cursor:
ABM1/ABM2 = 33.65 dB
ABM1 = -10.17 dBA/m
ABM2 = -43.82 dBA/m
BWC Factor = 0.16 dB
Location: 7.9, 17.5, 3.7 mm



0 dB = 1.000 A/m = 0.00 dBA/m

OTT_Wi-Fi

Communication System: UID 0, IEEE 802.11a/n/ac 5 GHz Band (0); Frequency: 5600 MHz;Duty Cycle: 1:1

T-Coil scan (scan for ANSI C63.19 2011 compliance)/802.11a_Ch 120 6Mbps codec6/z (axial) Normal Signal at best S/N/ABM Freq Resp(x,y,z,f) (1x1x1): Measurement grid: dx=10mm, dy=10mm

Signal Type: Audio File (.wav) 48k_Normal_51s.wav
Output Gain: 61.02
Measure Window Start: 2000ms
Measure Window Length: 51000ms
BWC applied: 10.80 dB
Device Reference Point: 0, 0, -6.3 mm

Category	Telephone parameters WD signal quality [(signal+noise)-to-noise ratio in decibels]
Category T1	0 dB to 10 dB
Category T2	10 dB to 20 dB
Category T3	20 dB to 30 dB
Category T4	> 30 dB

Cursor:
Diff = 1.74 dB
BWC Factor = 10.80 dB
Location: 7.9, 8.7, 3.7 mm

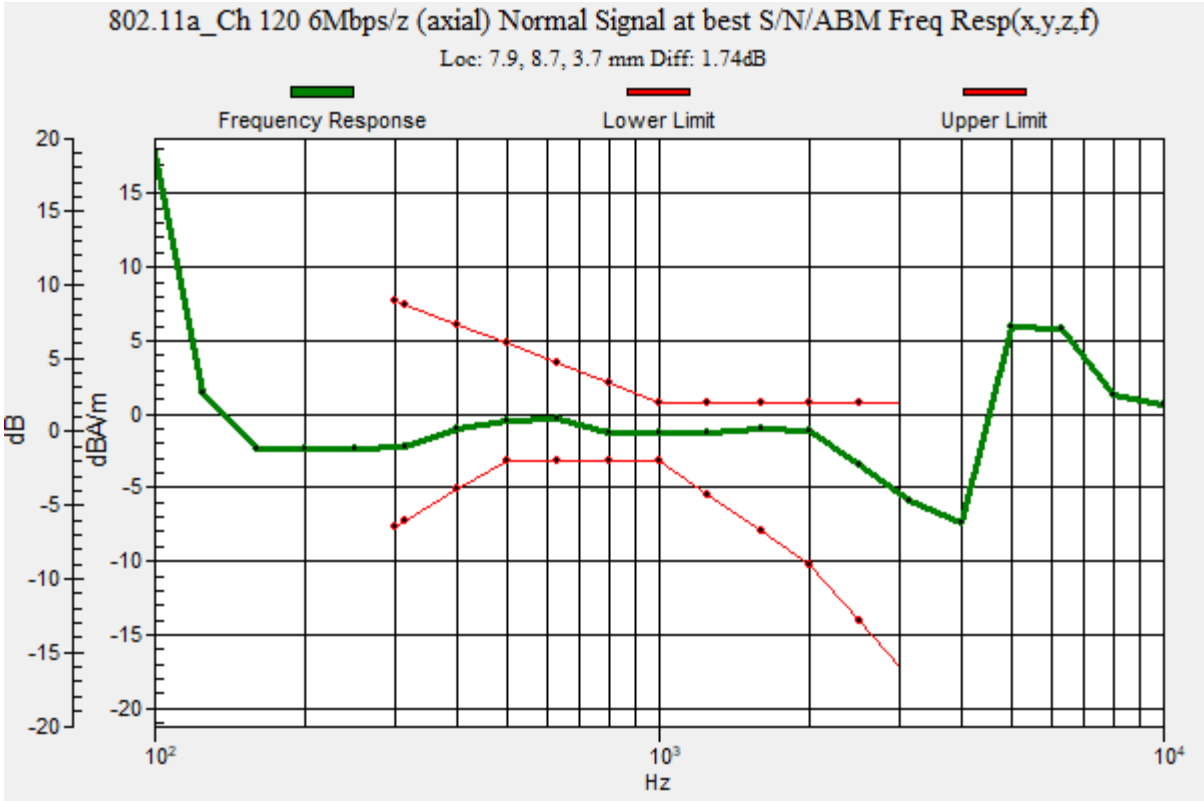

OTT_Wi-Fi

Communication System: UID 0, IEEE 802.11a/n/ac 5 GHz Band (0); Frequency: 5600 MHz; Duty Cycle: 1:1
Phantom section: TCoil Section
DASY5 Configuration:
- Probe: AM1DV3 - 3140; ; Calibrated: 2019-09-16
- Sensor-Surface: 0mm (Fix Surface)
- Electronics: DAE4 Sn1447; Calibrated: 2019-03-21
- Phantom: HAC Test Arch with AMCC; Type: SD HAC P01 BB
- Measurement SW: DASY52, Version 52.10 (2);SEMCAD X Version 14.6.12 (7470)

T-Coil scan (scan for ANSI C63.19 2011 compliance)/802.11a_Ch 120 6Mbps codec6/z (axial) 4.2mm 50 x 50/ABM Interpolated Signal(x,y,z) (121x121x1): Interpolated grid: dx=1.000 mm, dy=1.000 mm

Signal Type: Audio File (.wav) 48k_voice_1kHz_1s.wav
Output Gain: 20.07
Measure Window Start: 300ms
Measure Window Length: 1000ms
BWC applied: 0.16 dB
Device Reference Point: 0, 0, -6.3 mm

Cursor:
ABM1/ABM2 = 38.64 dB
ABM1 = -1.64 dBA/m
ABM2 = -40.28 dBA/m
BWC Factor = 0.16 dB
Location: 7.9, 8.7, 3.7 mm



0 dB = 1.000 A/m = 0.00 dBA/m

OTT_Wi-Fi

Communication System: UID 0, IEEE 802.11a/n/ac 5 GHz Band (0); Frequency: 5600 MHz; Duty Cycle: 1:1
Phantom section: TCoil Section
DASY5 Configuration:
- Probe: AM1DV3 - 3140; ; Calibrated: 2019-09-16
- Sensor-Surface: 0mm (Fix Surface)
- Electronics: DAE4 Sn1447; Calibrated: 2019-03-21
- Phantom: HAC Test Arch with AMCC; Type: SD HAC P01 BB
- Measurement SW: DASY52, Version 52.10 (2);SEMCAD X Version 14.6.12 (7470)

T-Coil scan (scan for ANSI C63.19 2011 compliance)/802.11a_Ch 120 6Mbps codec6/y (transversal) 4.2mm 50 x 50/ABM Interpolated Signal(x,y,z) (121x121x1): Interpolated grid: dx=1.000 mm, dy=1.000 mm

Signal Type: Audio File (.wav) 48k_voice_1kHz_1s.wav
Output Gain: 20.07
Measure Window Start: 300ms
Measure Window Length: 1000ms
BWC applied: 0.16 dB
Device Reference Point: 0, 0, -6.3 mm

Cursor:
ABM1/ABM2 = 34.73 dB
ABM1 = -10.25 dBA/m
ABM2 = -44.98 dBA/m
BWC Factor = 0.16 dB
Location: 7.9, 17.5, 3.7 mm



0 dB = 1.000 A/m = 0.00 dBA/m

OTT_Wi-Fi

Communication System: UID 0, IEEE 802.11a/n/ac 5 GHz Band (0); Frequency: 5785 MHz;Duty Cycle: 1:1

T-Coil scan (scan for ANSI C63.19 2011 compliance)/802.11a_Ch 157 6Mbps codec6/z (axial) Normal Signal at best S/N/ABM Freq Resp(x,y,z,f) (1x1x1): Measurement grid: dx=10mm, dy=10mm

Signal Type: Audio File (.wav) 48k_Normal_51s.wav
Output Gain: 61.02
Measure Window Start: 2000ms
Measure Window Length: 51000ms
BWC applied: 10.80 dB
Device Reference Point: 0, 0, -6.3 mm

Category	Telephone parameters WD signal quality [(signal+noise)-to-noise ratio in decibels]
Category T1	0 dB to 10 dB
Category T2	10 dB to 20 dB
Category T3	20 dB to 30 dB
Category T4	> 30 dB

Cursor:
Diff = 1.59 dB
BWC Factor = 10.80 dB
Location: 7.5, 8.7, 3.7 mm

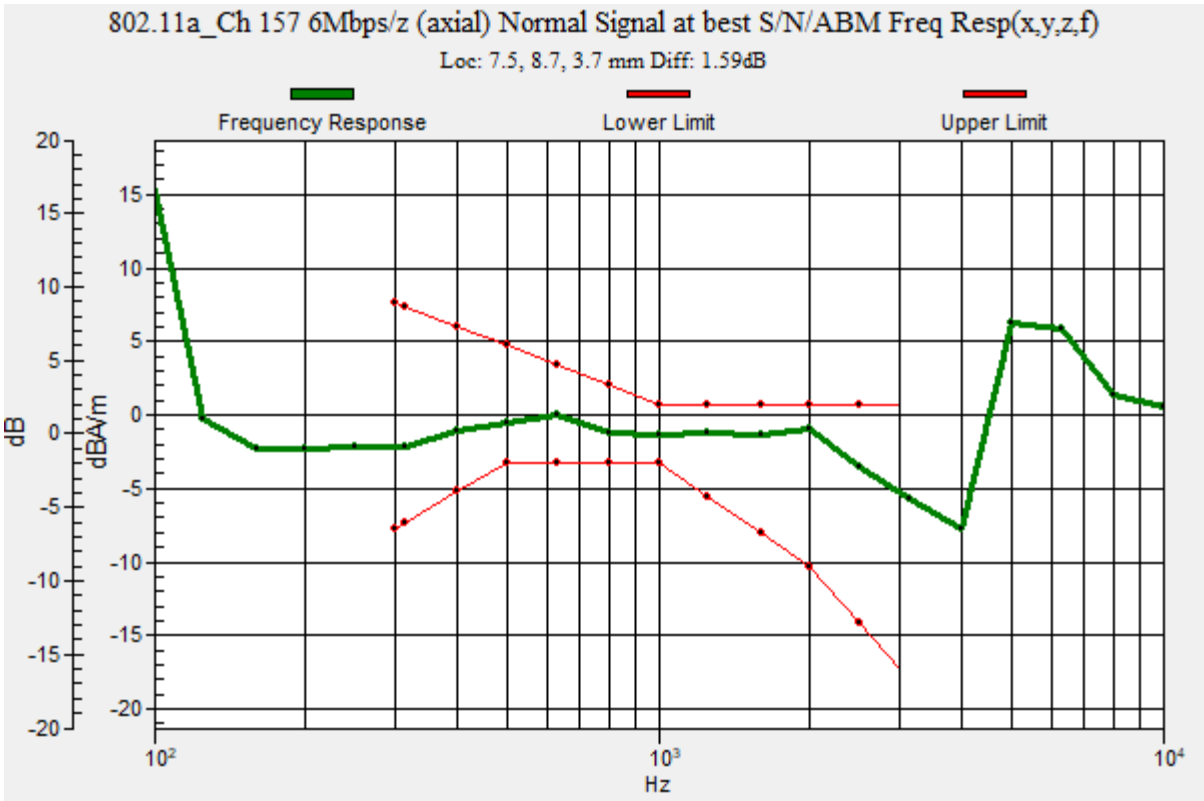

OTT_Wi-Fi

Communication System: UID 0, IEEE 802.11a/n/ac 5 GHz Band (0); Frequency: 5785 MHz; Duty Cycle: 1:1
Phantom section: TCoil Section
DASY5 Configuration:
- Probe: AM1DV3 - 3140; ; Calibrated: 2019-09-16
- Sensor-Surface: 0mm (Fix Surface)
- Electronics: DAE4 Sn1447; Calibrated: 2019-03-21
- Phantom: HAC Test Arch with AMCC; Type: SD HAC P01 BB
- Measurement SW: DASY52, Version 52.10 (2);SEMCAD X Version 14.6.12 (7470)

T-Coil scan (scan for ANSI C63.19 2011 compliance)/802.11a_Ch 157 6Mbps codec6/z (axial) 4.2mm 50 x 50/ABM Interpolated Signal(x,y,z) (121x121x1): Interpolated grid: dx=1.000 mm, dy=1.000 mm

Signal Type: Audio File (.wav) 48k_voice_1kHz_1s.wav
Output Gain: 20.07
Measure Window Start: 300ms
Measure Window Length: 1000ms
BWC applied: 0.16 dB
Device Reference Point: 0, 0, -6.3 mm

Cursor:
ABM1/ABM2 = 40.72 dB
ABM1 = -1.82 dBA/m
ABM2 = -42.54 dBA/m
BWC Factor = 0.16 dB
Location: 7.5, 8.7, 3.7 mm



0 dB = 1.000 A/m = 0.00 dBA/m

OTT_Wi-Fi

Communication System: UID 0, IEEE 802.11a/n/ac 5 GHz Band (0); Frequency: 5785 MHz; Duty Cycle: 1:1
Phantom section: TCoil Section
DASY5 Configuration:
- Probe: AM1DV3 - 3140; ; Calibrated: 2019-09-16
- Sensor-Surface: 0mm (Fix Surface)
- Electronics: DAE4 Sn1447; Calibrated: 2019-03-21
- Phantom: HAC Test Arch with AMCC; Type: SD HAC P01 BB
- Measurement SW: DASY52, Version 52.10 (2);SEMCAD X Version 14.6.12 (7470)

T-Coil scan (scan for ANSI C63.19 2011 compliance)/802.11a_Ch 157 6Mbps codec6/y (transversal) 4.2mm 50 x 50/ABM Interpolated Signal(x,y,z) (121x121x1): Interpolated grid: dx=1.000 mm, dy=1.000 mm

Signal Type: Audio File (.wav) 48k_voice_1kHz_1s.wav
Output Gain: 20.07
Measure Window Start: 300ms
Measure Window Length: 1000ms
BWC applied: 0.16 dB
Device Reference Point: 0, 0, -6.3 mm

Cursor:
ABM1/ABM2 = 37.07 dB
ABM1 = -6.47 dBA/m
ABM2 = -43.54 dBA/m
BWC Factor = 0.16 dB
Location: 8.3, 20.4, 3.7 mm



0 dB = 1.000 A/m = 0.00 dBA/m