802.11n HT40	802.11ac VHT80
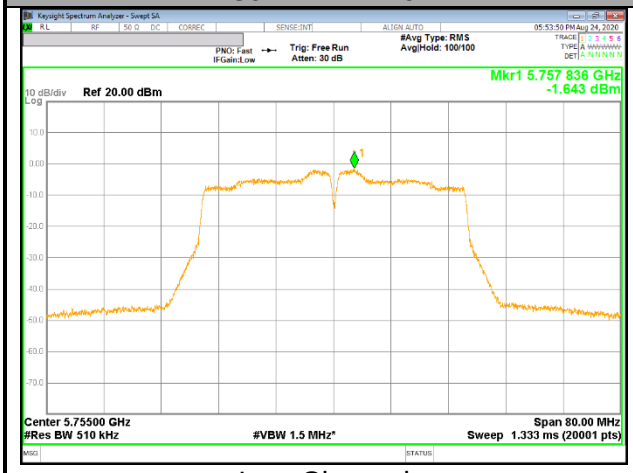 Low Channel	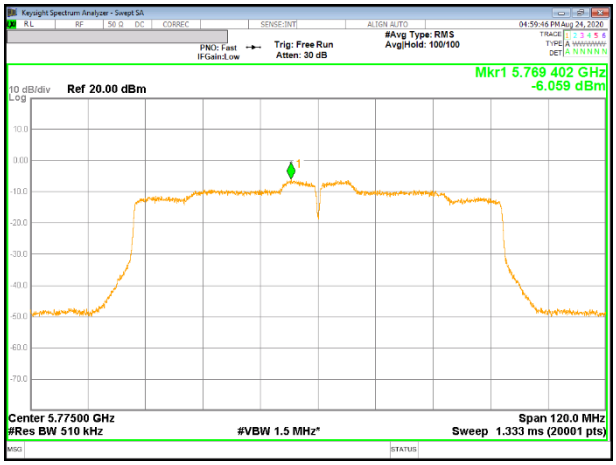 Middle Channel
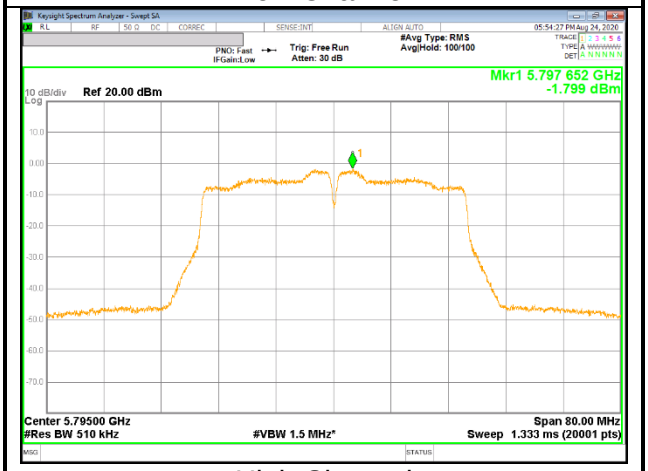 High Channel	

UL Korea, Ltd. Suwon Laboratory FORM ID: FCC_15E(04)
218 Maeyeong-ro, Yeongtong-gu, Suwon-si, Gyeonggi-do, 16675, Korea TEL: (031) 337-9902 FAX: (031) 213-5433
UL Korea, Ltd. Confidential
This report shall not be reproduced except in full, without the written approval of UL Korea, Ltd.

UNII Straddle Ch. Ourput Power and PSD

802.11a	802.11n HT20
Output Power	Output Power
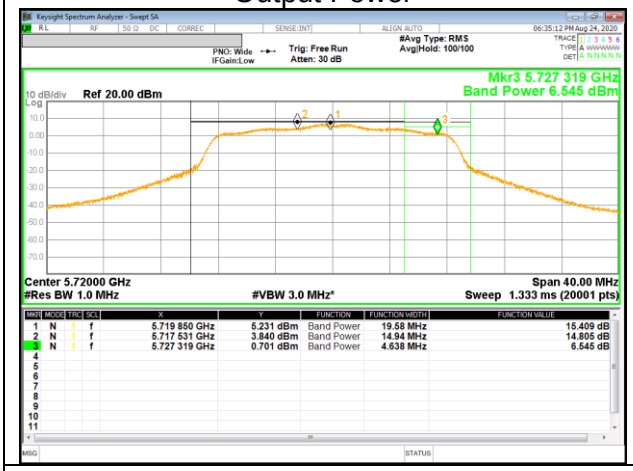	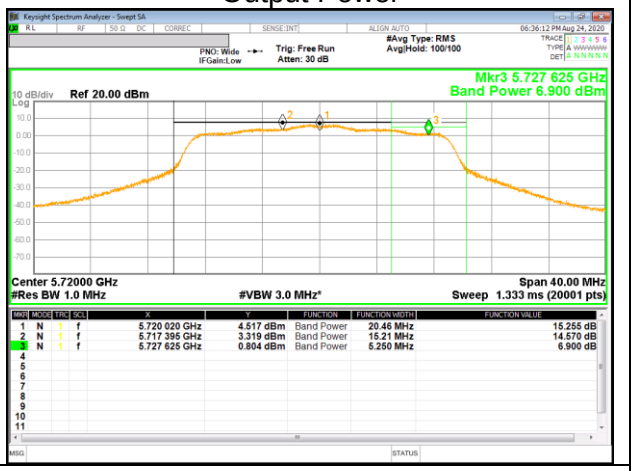
UNII 2C PSD	UNII 2C PSD
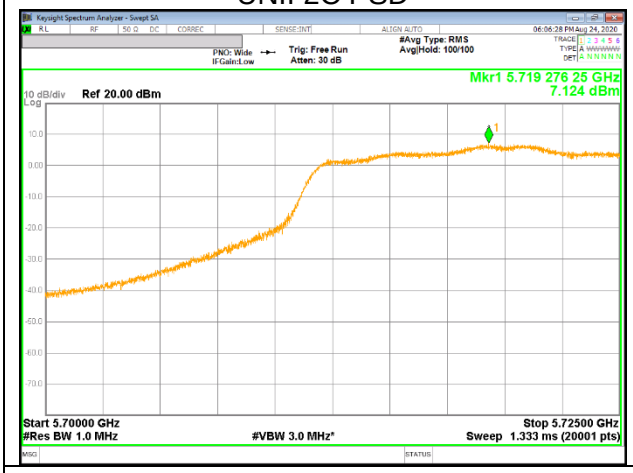	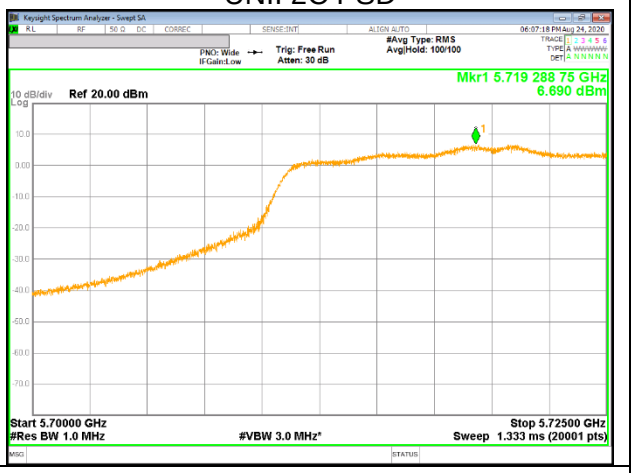
UNII 3 PSD	UNII 3 PSD
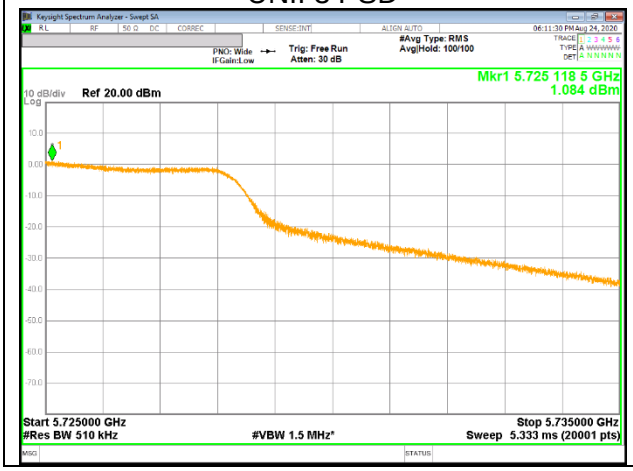	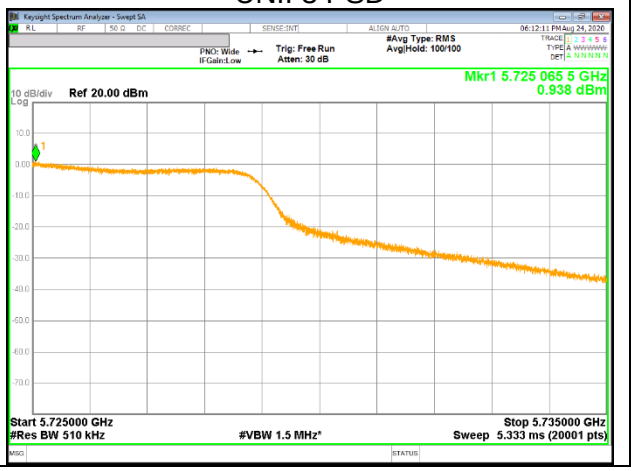

UL Korea, Ltd. Suwon Laboratory FORM ID: FCC_15E(04)
218 Maeyeong-ro, Yeongtong-gu, Suwon-si, Gyeonggi-do, 16675, Korea TEL: (031) 337-9902 FAX: (031) 213-5433
UL Korea, Ltd. Confidential
This report shall not be reproduced except in full, without the written approval of UL Korea, Ltd.

802.11n HT40	802.11ac VHT80
Output Power	Output Power
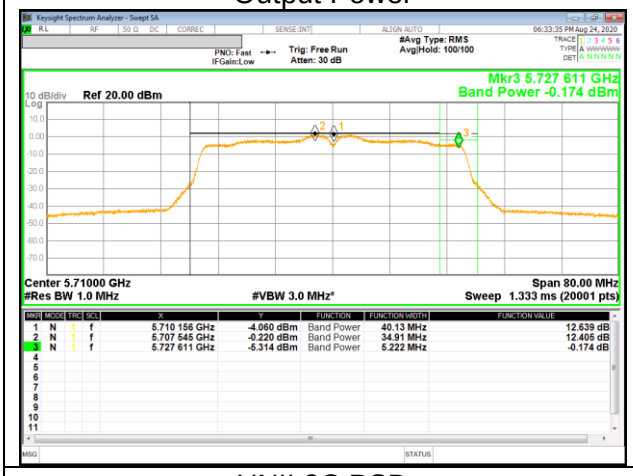	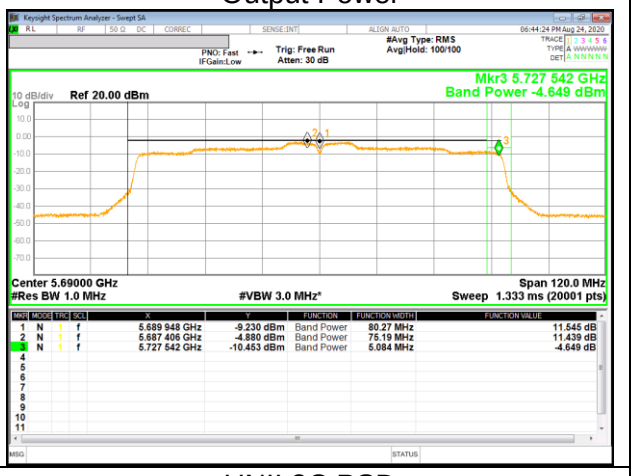
UNII 2C PSD	UNII 2C PSD
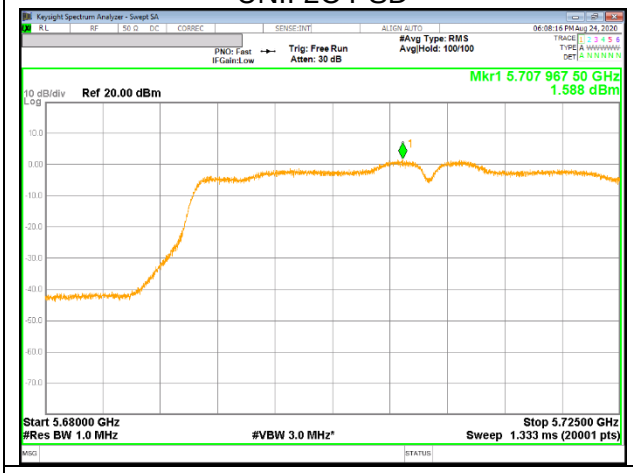	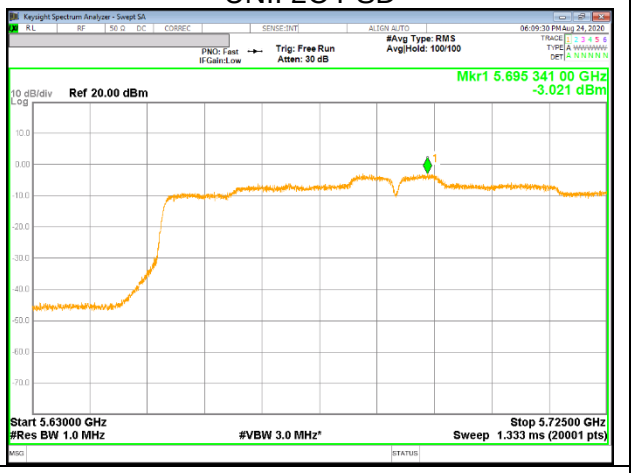
UNII 3 PSD	UNII 3 PSD
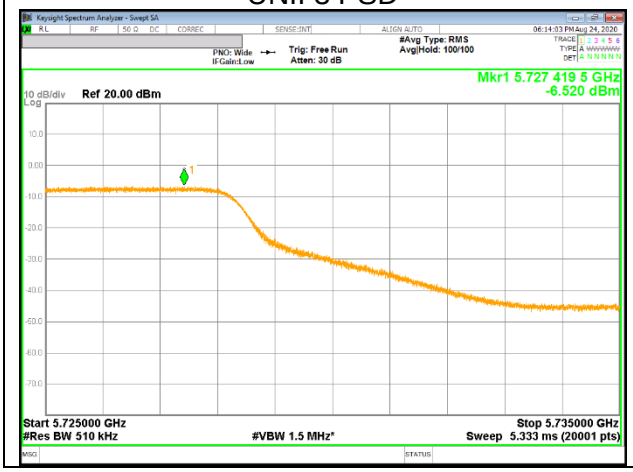	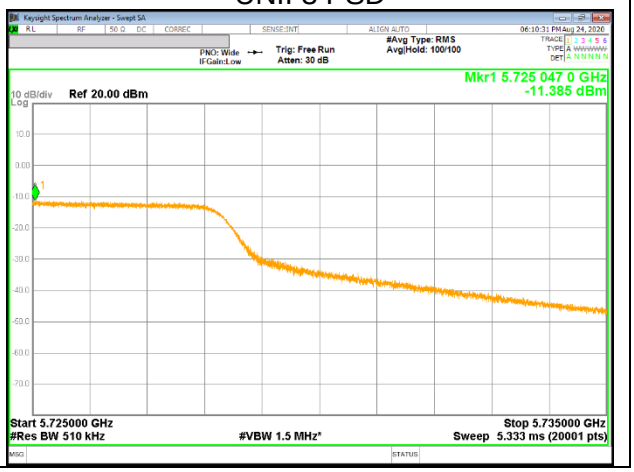

UL Korea, Ltd. Suwon Laboratory FORM ID: FCC_15E(04)
218 Maeyeong-ro, Yeongtong-gu, Suwon-si, Gyeonggi-do, 16675, Korea TEL: (031) 337-9902 FAX: (031) 213-5433
UL Korea, Ltd. Confidential
This report shall not be reproduced except in full, without the written approval of UL Korea, Ltd.

11. TRANSMITTER ABOVE 1 GHz

LIMITS

FCC §15.205 and §15.209

Limits for radiated disturbance of an intentional radiator		
Frequency range (MHz)	Limits (µV/m)	Measurement Distance (m)
0.009 – 0.490	2400 / F (kHz)	300
0.490 – 1.705	24000 / F (kHz)	30
1.705 – 30.0	30	30
30 – 88	100**	3
88 - 216	150**	3
216 – 960	200**	3
Above 960	500	3

** Except as provided in paragraph (g), fundamental emissions from intentional radiators operating under this section shall not be located in the frequency bands 54-72 MHz, 76-88 MHz, 174-216 MHz or 470-806 MHz. However, operation within these frequency bands is permitted under other sections of this part, e.g. §§ 15.231 and 15.241.

FCC Part 15.205 (a) : Only spurious emissions are permitted in any of the frequency bands listed below :

MHz	MHz	MHz	MHz	GHz	GHz
0.009 ~ 0.110	8.41425 ~ 8.41475	108 ~ 121.94	1300 ~ 1427	4.5 ~ 5.15	14.47 ~ 14.5
0.495 ~ 0.505	12.29 ~ 12.293	123 ~ 138	1435 ~ 1626.5	5.35 ~ 5.46	15.35 ~ 16.2
2.1735 ~ 2.1905	12.51975 ~ 12.52025	149.9 ~ 150.05	1645.5 ~ 1646.5	7.25 ~ 7.75	17.7 ~ 21.4
4.125 ~ 4.128	12.57675 ~ 12.57725	156.52475 ~ 156.52525	1660 ~ 1710	8.025 ~ 8.5	22.01 ~ 23.12
4.17725 ~ 4.17775	13.36 ~ 13.41	156.7 ~ 156.9	1718.8 ~ 1722.2	9.0 ~ 9.2	23.6 ~ 24.0
4.20725 ~ 4.20775	16.42 ~ 16.423	162.0125 ~ 167.17	2200 ~ 2300	9.3 ~ 9.5	31.2 ~ 31.8
6.215 ~ 6.218	16.69475 ~ 16.69525	167.72 ~ 173.2	2310 ~ 2390	10.6 ~ 12.7	36.43 ~ 36.5
6.26775 ~ 6.26825	16.80425 ~ 16.80475	240 ~ 285	2483.5 ~ 2500	13.25 ~ 13.4	Above 38.6
6.31175 ~ 6.31225	25.5 ~ 25.67	322 ~ 335.4	2655 ~ 2900		
8.291 ~ 8.294	37.5 ~ 38.25	399.90 ~ 410	3260 ~ 3267		
8.362 ~ 8.366	73 ~ 74.6	608 ~ 614	3332 ~ 3339		
8.37625 ~ 8.38675	74.8 ~ 75.2	960 ~ 1240	3345.8 ~ 3358		
			3600 ~ 4400		

▪ FCC Part 15.205(b) : The field strength of emissions appearing within these frequency bands shall not exceed the limits shown in §15.209. At frequencies equal to or less than 1000 MHz, compliance with the limits in §15.209 shall be demonstrated using measurement instrumentation employing a CISPR quasi-peak detector. Above 1000 MHz, compliance with the emission limits in §15.209 shall be demonstrated based on the average value of the measured emissions. The provisions in §15.35 apply to these measurements.

UL Korea, Ltd. Confidential
This report shall not be reproduced except in full, without the written approval of UL Korea, Ltd.

FCC §15.407 (b)

(b) Undesirable emission limits. Except as shown in paragraph (b)(7) of this section, the maximum emissions outside of the frequency bands of operation shall be attenuated in accordance with the following limits:

(1) For transmitters operating in the 5.15-5.25 GHz band: All emissions outside of the 5.15-5.35 GHz band shall not exceed an e.i.r.p. of −27 dBm/MHz.
(2) For transmitters operating in the 5.25-5.35 GHz band: All emissions outside of the 5.15-5.35 GHz band shall not exceed an e.i.r.p. of −27 dBm/MHz.
(3) For transmitters operating in the 5.47-5.725 GHz band: All emissions outside of the 5.47-5.725 GHz band shall not exceed an e.i.r.p. of −27 dBm/MHz.
(4) For transmitters operating in the 5.725-5.85 GHz band:

(i) All emissions shall be limited to a level of −27 dBm/MHz at 75 MHz or more above or below the band edge increasing linearly to 10 dBm/MHz at 25 MHz above or below the band edge, and from 25 MHz above or below the band edge increasing linearly to a level of 15.6 dBm/MHz at 5 MHz above or below the band edge, and from 5 MHz above or below the band edge increasing linearly to a level of 27 dBm/MHz at the band edge.

(5) The emission measurements shall be performed using a minimum resolution bandwidth of 1 MHz. A lower resolution bandwidth may be employed near the band edge, when necessary,
provided the measured energy is integrated to show the total power over 1 MHz.
(6) Unwanted emissions below 1 GHz must comply with the general field strength limits set forth in §15.209. Further, any U-NII devices using an AC power line are required to comply also with the conducted limits set forth in §15.207.
(7) The provisions of §15.205 apply to intentional radiators operating under this section.
(8) When measuring the emission limits, the nominal carrier frequency shall be adjusted as close to the upper and lower frequency band edges as the design of the equipment permits.

Note

- Limit translation to field strength level (FCC §15.407)

E[dBuV/m] = EIRP[dBm] + 95.2 = -27dBm + 95.2 = 68.2dBuV/m

E[dBuV/m] = EIRP[dBm] + 95.2 = -17dBm + 95.2 = 78.2dBuV/m

UL Korea, Ltd. Suwon Laboratory FORM ID: FCC_15E(04)
218 Maeyeong-ro, Yeongtong-gu, Suwon-si, Gyeonggi-do, 16675, Korea TEL: (031) 337-9902 FAX: (031) 213-5433
UL Korea, Ltd. Confidential
This report shall not be reproduced except in full, without the written approval of UL Korea, Ltd.

TEST PROCEDURE

The EUT is placed on a non-conducting table 80 cm above the ground plane for below 1GHz and 100 cm for above 1GHz. The antenna to EUT distance is 3 meters. The EUT is configured in accordance with ANSI C63.10. The EUT is set to transmit in a continuous mode.

For measurements below 1 GHz the resolution bandwidth is set to 100 kHz for peak detection measurements or 120 kHz for quasi-peak detection measurements. Peak detection is used unless otherwise noted as quasi-peak.

Reference to KDB 789033 D02 v02r01 UNII part G) 6) c) Method AD:
For measurements above 1 GHz the resolution bandwidth is set to 1 MHz; the video bandwidth is set to 3 MHz for peak measurements and add duty cycle factor to the reading offset for average measurements.

Pre-scans to detect harmonic and spurious emissions, the resolution bandwidth is set to 1 MHz; the video bandwidth is set to 30 KHz for peak measurements.

The spectrum from 1GHz to 40 GHz is investigated with the transmitter set to the lowest, middle, and highest channels in each applicable band.
(From 30MHz to 1GHz, test was performed with the EUT set to transmit at the channel with highest output power)

The frequency range of interest is monitored at a fixed antenna height and EUT azimuth. The EUT is rotated through 360 degrees to maximize emissions received. The antenna is scanned from 1 to 4 meters above the ground plane to further maximize the emission. Measurements are made with the antenna polarized in both the vertical and the horizontal positions.

Note : Emission was pre-scanned from 9KHz to 30MHz; No emissions were detected which was at least 20dB below the specification limit (consider distance correction factor).
Per FCC part 15.31(o), test results were not reported.

Although these tests were performed other than open field test site, adequate comparison measurements were confirmed against 30 m open are test site.
Therefore sufficient tests were made to demonstrate that the alternative site produces results that correlate with the one of tests made in an open field based on KDB 414788.

UL Korea, Ltd. Confidential
This report shall not be reproduced except in full, without the written approval of UL Korea, Ltd.

11.1. 5.2 GHz

11.1.1. TX ABOVE 1GHz 802.11a 1Tx MODE IN THE 5.2GHz BAND

RESTRICTED BANDEDGE (LOW CHANNEL)

HORIZONTAL PEAK AND AVERAGE DATA

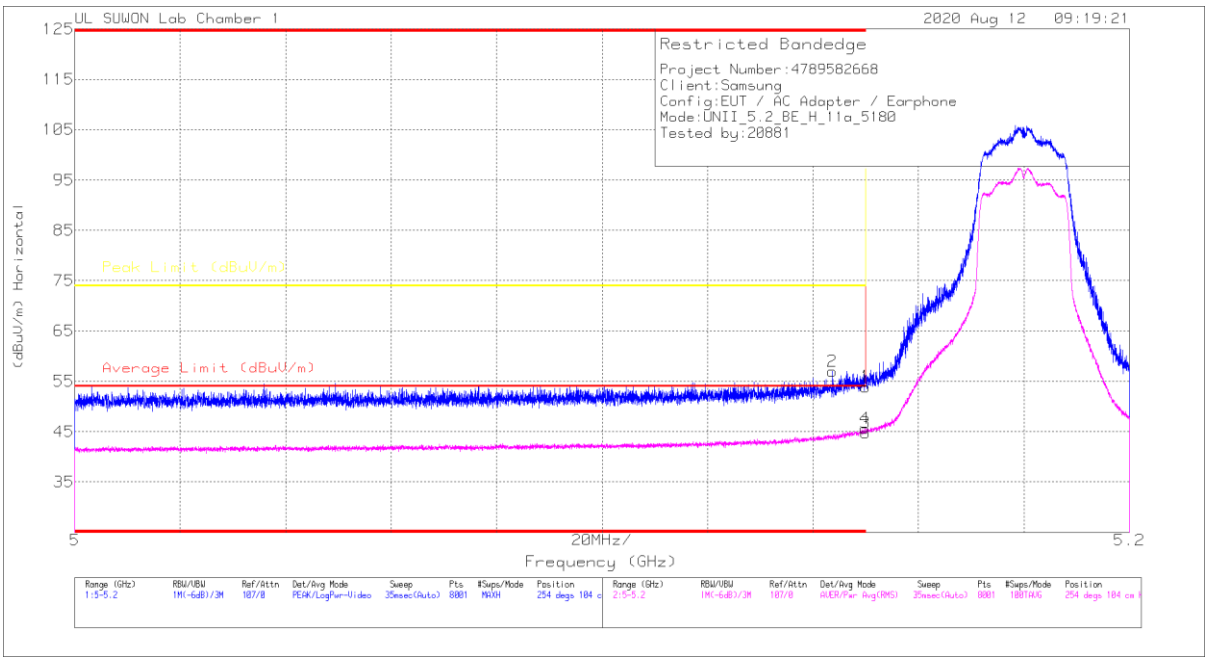

Trace Markers

Marker	Frequency (GHz)	Meter Reading (dBuV)	Det	3117_00218957	10dB_ATT[dB]	DC Corr (dB)	Corrected Reading (dBuV/m)	Average Limit (dBuV/m)	Margin (dB)	Peak Limit (dBuV/m)	PK Margin (dB)	Azimuth (Degs)	Height (cm)	Polarity
1	5.15	41.23	Pk	34.5	-21.8	0	53.93	-	-	74	-20.07	254	104	H
2	* 5.1437	44.34	Pk	34.5	-21.8	0	57.04	-	-	74	-16.96	254	104	H
3	5.15	32.09	RMS	34.5	-21.8	0	44.79	54	-9.21	-	-	254	104	H
4	* 5.14988	32.99	RMS	34.5	-21.8	0	45.69	54	-8.31	-	-	254	104	H

* - indicates frequency in CFR47 Pt 15 / IC RSS-Restricted Band
Pk - Peak detector
RMS - RMS detection

UL Korea, Ltd. Confidential
This report shall not be reproduced except in full, without the written approval of UL Korea, Ltd.

VERTICAL PEAK AND AVERAGE DATA

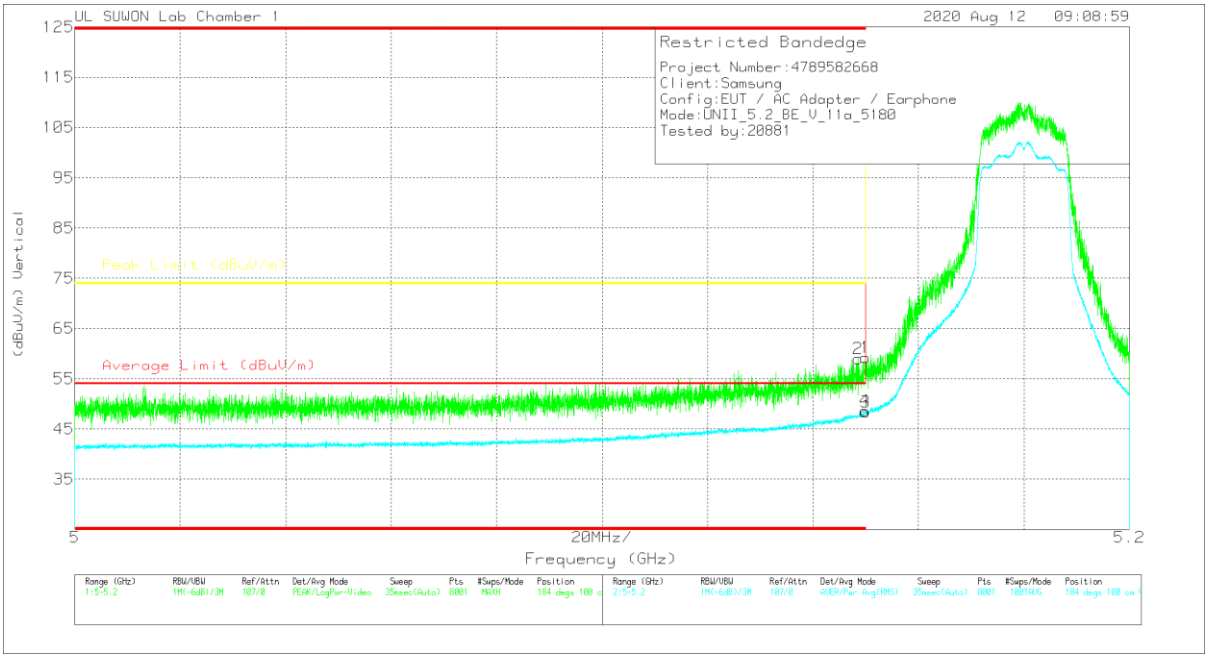

Trace Markers

Marker	Frequency (GHz)	Meter Reading (dBuV)	Det	3117_00218957	10dB_ATT[dB]	DC Corr (dB)	Corrected Reading (dBuV/m)	Average Limit (dBuV/m)	Margin (dB)	Peak Limit (dBuV/m)	PK Margin (dB)	Azimuth (Degs)	Height (cm)	Polarity
1	5.15	46.57	Pk	34.5	-21.8	0	59.27	-	-	74	-14.73	184	100	V
2	* 5.14853	46.37	Pk	34.5	-21.9	0	58.97	-	-	74	-15.03	184	100	V
3	5.15	35.67	RMS	34.5	-21.8	0	48.37	54	-5.63	-	-	184	100	V
4	* 5.14985	35.88	RMS	34.5	-21.8	0	48.58	54	-5.42	-	-	184	100	V

* - indicates frequency in CFR47 Pt 15 / IC RSS-Restricted Band
Pk - Peak detector
RMS - RMS detection

UL Korea, Ltd. Suwon Laboratory FORM ID: FCC_15E(04)
218 Maeyeong-ro, Yeongtong-gu, Suwon-si, Gyeonggi-do, 16675, Korea TEL: (031) 337-9902 FAX: (031) 213-5433
UL Korea, Ltd. Confidential
This report shall not be reproduced except in full, without the written approval of UL Korea, Ltd.

HARMONICS AND SPURIOUS EMISSIONS

LOW CHANNEL HORIZONTAL

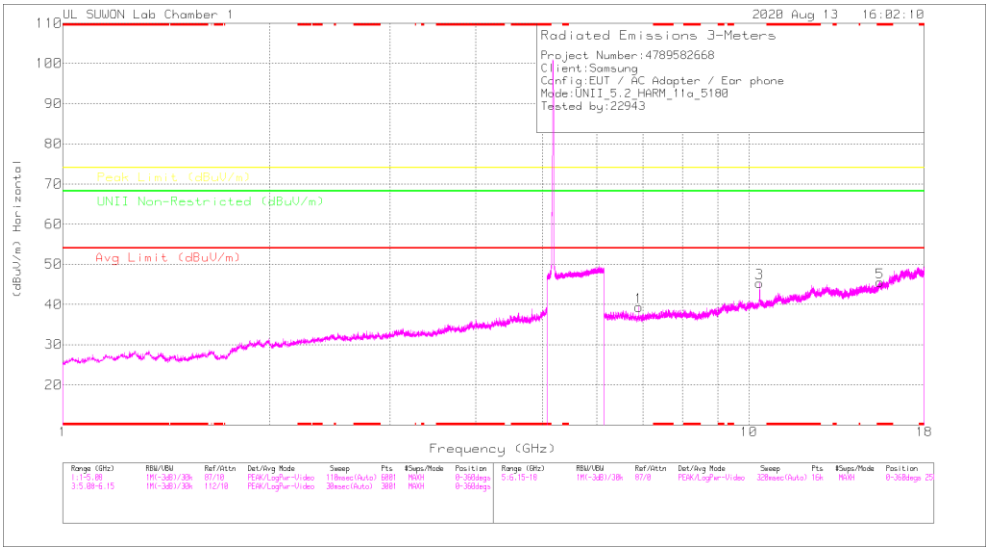

LOW CHANNEL VERTICAL

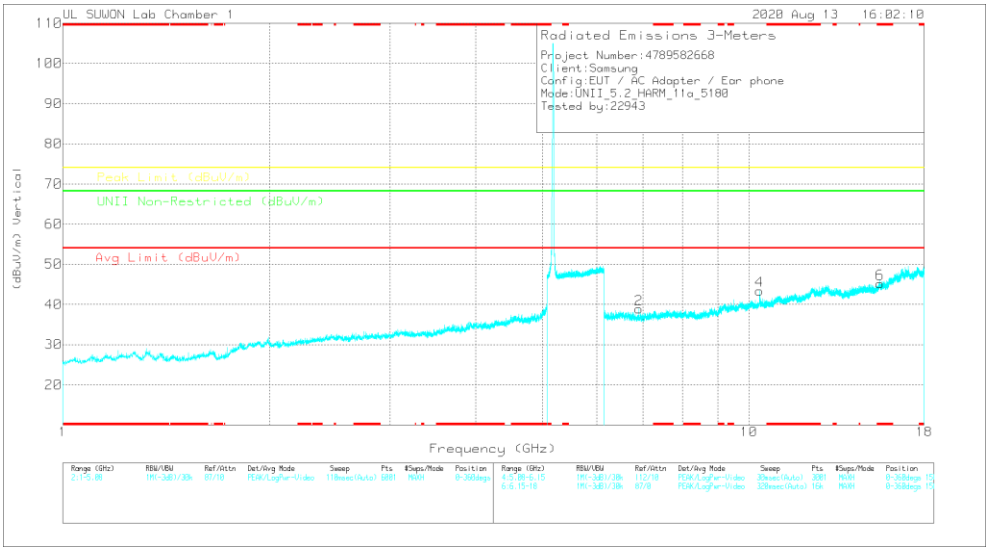

Note: Emission was scanned up to 40GHz; No emissions were detected above the noise floor which was at least 20dB below the specification limit.

LOW CHANNEL DATA

Radiated Emissions

Frequency (GHz)	Meter Reading (dBuV)	Det	3117_00218957	6GHz_HP[dB]	DC Corr (dB)	Corrected Reading (dBuV/m)	Avg Limit (dBuV/m)	Margin (dB)	Peak Limit (dBuV/m)	Margin (dB)	UNII Non-Restricted (dBuV/m)	Margin (dB)	Azimuth (Degs)	Height (cm)	Polarity
6.90641	41.18	PK-U	36.1	-28.4	0	48.88	-	-	-	-	68.2	-19.32	182	104	H
6.90633	40.59	PK-U	36.1	-28.4	0	48.29	-	-	-	-	68.2	-19.91	143	172	V
10.35849	41.48	PK-U	37.5	-22.3	0	56.68	-	-	-	-	68.2	-11.52	217	269	H
10.36077	39.56	PK-U	37.5	-22.3	0	54.76	-	-	-	-	68.2	-13.44	190	134	V
* 15.53816	35.98	PK-U	40.3	-21	0	55.28	-	-	74	-18.72	-	-	0	100	H
* 15.53899	36.64	PK-U	40.3	-20.9	0	56.04	-	-	74	-17.96	-	-	0	100	V
* 15.5376	24	ADR	40.3	-20.8	0	43.5	54	-10.5	-	-	-	-	0	100	H
* 15.5373	24.08	ADR	40.3	-20.8	0	43.58	54	-10.42	-	-	-	-	0	100	V

* - indicates frequency in CFR47 Pt 15 / IC RSS-Restricted Band

PK-U - U-NII: Maximum Peak

ADR - U-NII AD primary method, RMS average

UL Korea, Ltd. Confidential
This report shall not be reproduced except in full, without the written approval of UL Korea, Ltd.

MID CHANNEL HORIZONTAL

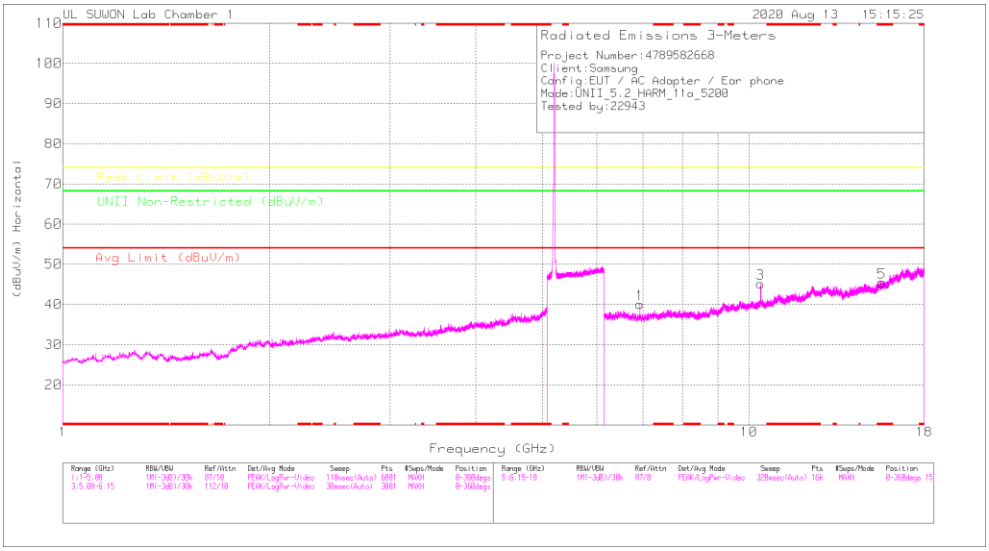

MID CHANNEL VERTICAL

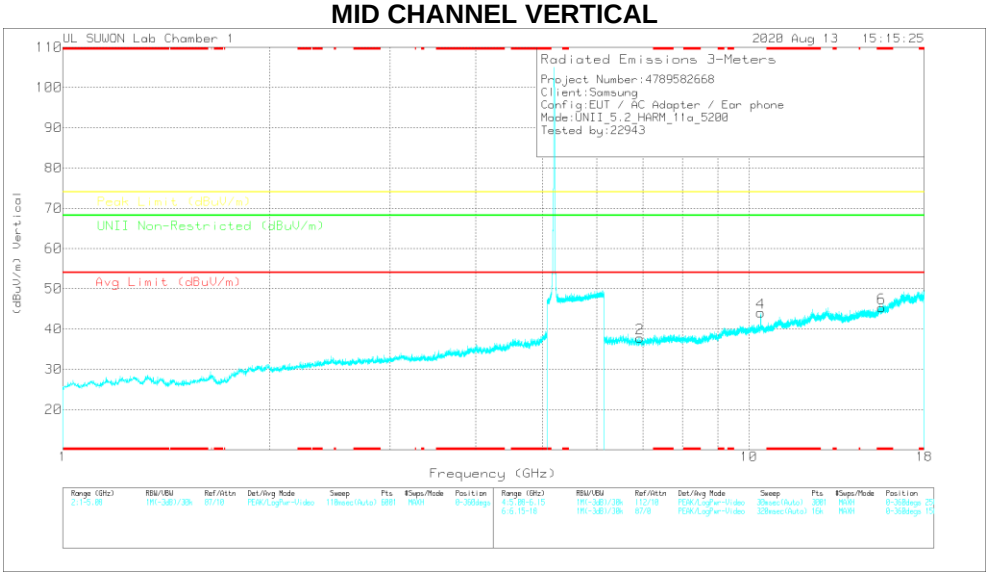

Note: Emission was scanned up to 40GHz; No emissions were detected above the noise floor which was at least 20dB below the specification limit.

MID CHANNEL DATA

Radiated Emissions

Frequency (GHz)	Meter Reading (dBuV)	Det	3117_00218957	6GHz_HP[dB]	DC Corr (dB)	Corrected Reading (dBuV/m)	Avg Limit (dBuV/m)	Margin (dB)	Peak Limit (dBuV/m)	Margin (dB)	UNII Non-Restricted (dBuV/m)	Margin (dB)	Azimuth (Degs)	Height (cm)	Polarity
6.93335	41.47	PK-U	36	-28.4	0	49.07	-	-	-	-	68.2	-19.13	198	143	H
6.93275	40.59	PK-U	36	-28.5	0	48.09	-	-	-	-	68.2	-20.11	336	118	V
10.3977	40.54	PK-U	37.5	-21.6	0	56.44	-	-	-	-	68.2	-11.76	217	269	H
10.40026	39.35	PK-U	37.5	-21.6	0	55.25	-	-	-	-	68.2	-12.95	195	131	V
* 15.59566	35.96	PK-U	40.4	-21.5	0	54.86	-	-	74	-19.14	-	-	360	100	H
* 15.6122	35.98	PK-U	40.4	-21.1	0	55.28	-	-	74	-18.72	-	-	360	100	V
* 15.6122	24.26	ADR	40.4	-21.1	0	43.56	54	-10.44	-	-	-	-	360	100	H
* 15.6109	24.27	ADR	40.4	-21.2	0	43.47	54	-10.53	-	-	-	-	360	100	V

* - indicates frequency in CFR47 Pt 15 / IC RSS-Restricted Band
PK-U - U-NII: Maximum Peak
ADR - U-NII AD primary method, RMS average

UL Korea, Ltd. Confidential
This report shall not be reproduced except in full, without the written approval of UL Korea, Ltd.

HIGH CHANNEL HORIZONTAL

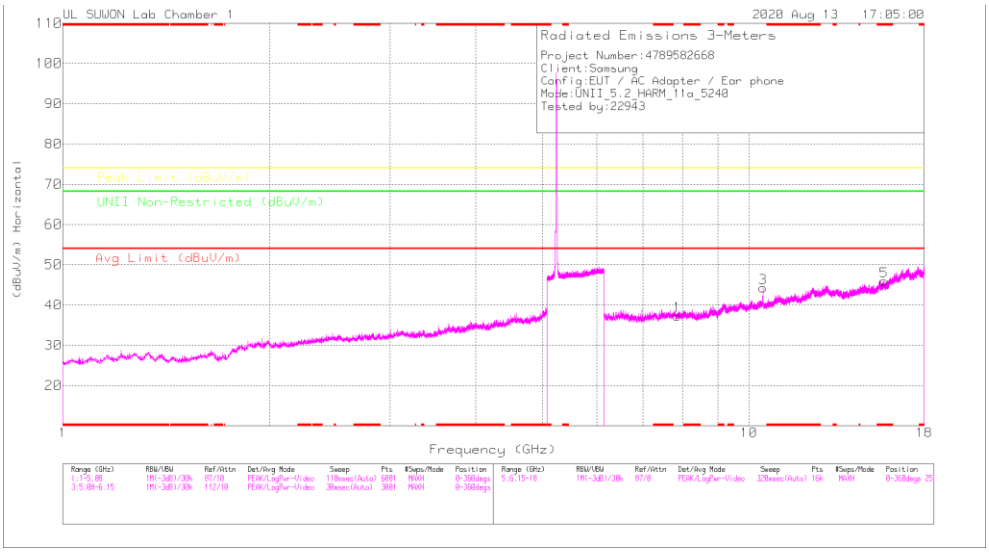

HIGH CHANNEL VERTICAL

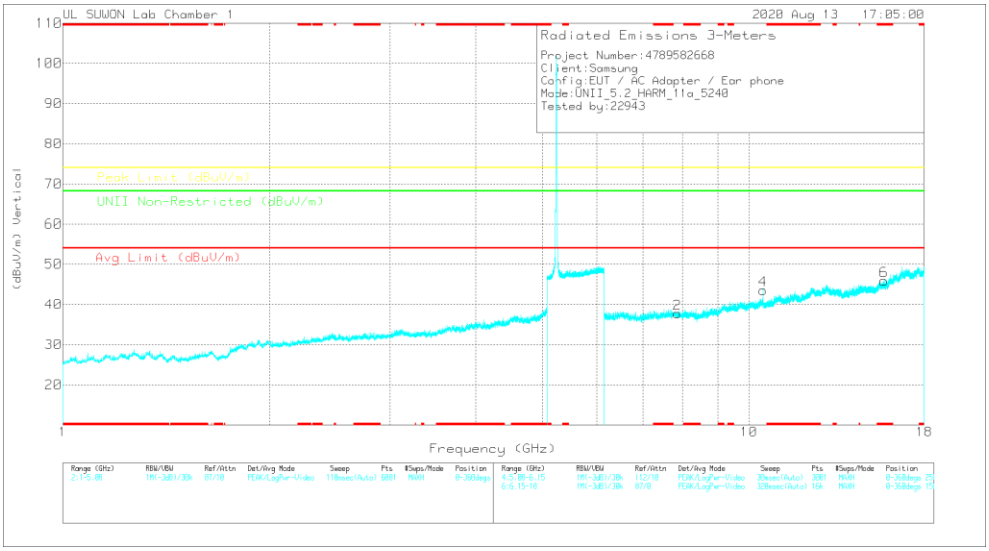

Note: Emission was scanned up to 40GHz; No emissions were detected above the noise floor which was at least 20dB below the specification limit.

HIGH CHANNEL DATA

Radiated Emissions

Frequency (GHz)	Meter Reading (dBuV)	Det	3117_00218957	6GHz_HP(dB)	DC Corr (dB)	Corrected Reading (dBuV/m)	Avg Limit (dBuV/m)	Margin (dB)	Peak Limit (dBuV/m)	Margin (dB)	UNII Non-Restricted (dBuV/m)	Margin (dB)	Azimuth (Degs)	Height (cm)	Polarity
7.8483	39.12	PK-U	36.1	-26.6	0	48.62	-	-	-	-	68.2	-19.58	0	100	H
7.87009	39.07	PK-U	36.1	-26.5	0	48.67	-	-	-	-	68.2	-19.53	0	100	V
10.47971	39.94	PK-U	37.6	-22.4	0	55.14	-	-	-	-	68.2	-13.06	217	103	H
10.48139	39.92	PK-U	37.6	-22.4	0	55.12	-	-	-	-	68.2	-13.08	194	135	V
* 15.71321	36.53	PK-U	40.6	-21.3	0	55.83	-	-	74	-18.17	-	-	360	100	H
* 15.71363	36.67	PK-U	40.6	-21.3	0	55.97	-	-	74	-18.03	-	-	360	100	V
* 15.7262	24.42	ADR	40.6	-21	0	44.02	54	-9.98	-	-	-	-	360	100	H
* 15.726	24.38	ADR	40.6	-21	0	43.98	54	-10.02	-	-	-	-	360	100	V

* - indicates frequency in CFR47 Pt 15 / IC RSS-Restricted Band
PK-U - U-NII: Maximum Peak
ADR - U-NII AD primary method, RMS average

UL Korea, Ltd. Confidential
This report shall not be reproduced except in full, without the written approval of UL Korea, Ltd.

11.1.2. TX ABOVE 1GHz 802.11n HT20 1Tx MODE IN THE 5.2GHz BAND

RESTRICTED BANDEDGE (LOW CHANNEL)

HORIZONTAL PEAK AND AVERAGE DATA

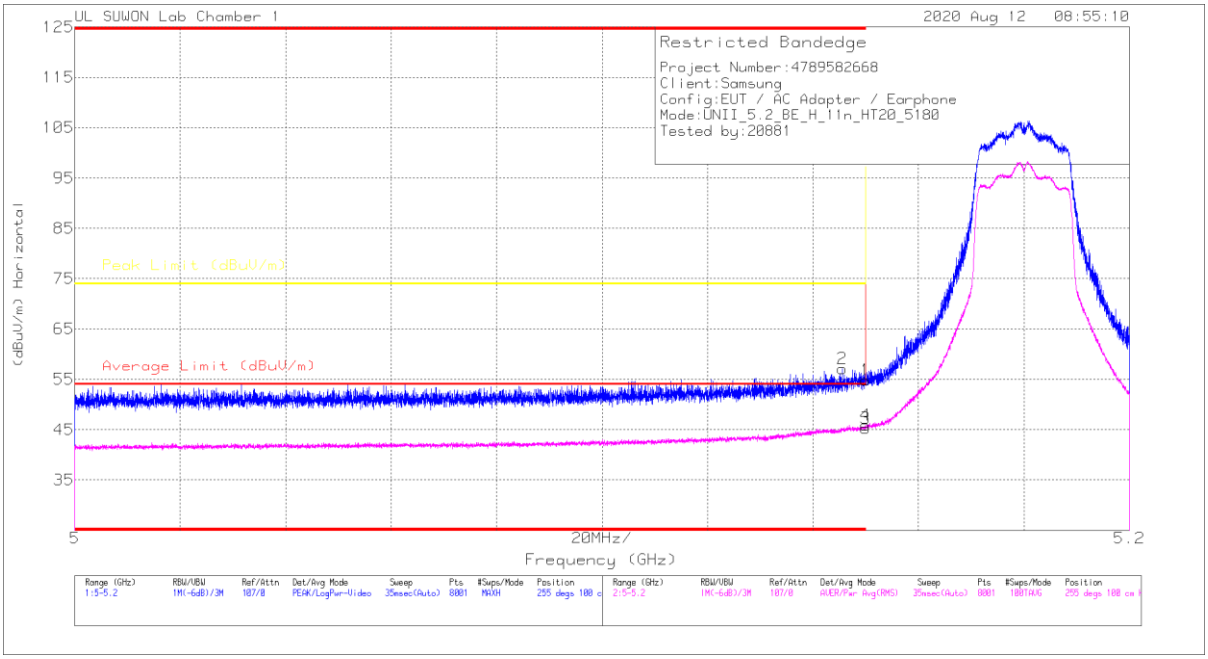

Trace Markers

Marker	Frequency (GHz)	Meter Reading (dBuV)	Det	3117_00218957	10dB_ATT[dB]	DC Corr (dB)	Corrected Reading (dBuV/m)	Average Limit (dBuV/m)	Margin (dB)	Peak Limit (dBuV/m)	PK Margin (dB)	Azimuth (Degs)	Height (cm)	Polarity
1	5.15	42.2	Pk	34.5	-21.8	0	54.9	-	-	74	-19.1	255	100	H
2	* 5.1456	44.4	Pk	34.5	-21.8	0	57.1	-	-	74	-16.9	255	100	H
3	5.15	32.62	RMS	34.5	-21.8	0	45.32	54	-8.68	-	-	255	100	H
4	* 5.14993	33.18	RMS	34.5	-21.8	0	45.88	54	-8.12	-	-	255	100	H

* - indicates frequency in CFR47 Pt 15 / IC RSS-Restricted Band
Pk - Peak detector
RMS - RMS detection

UL Korea, Ltd. Confidential
This report shall not be reproduced except in full, without the written approval of UL Korea, Ltd.

VERTICAL PEAK AND AVERAGE DATA

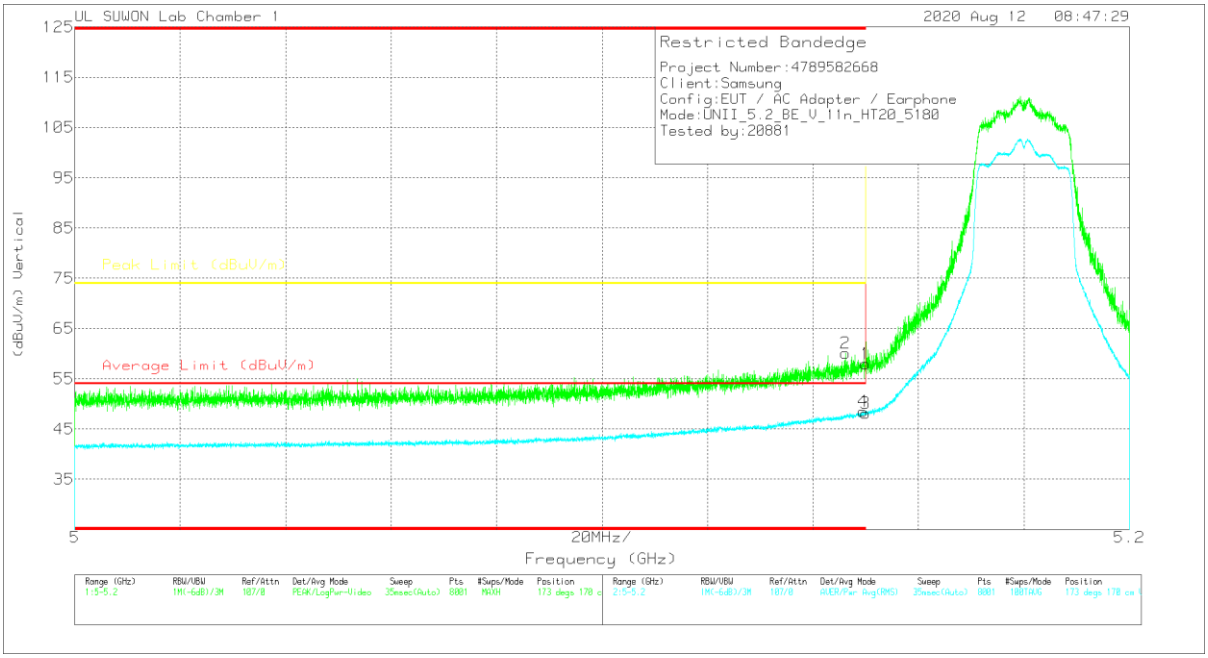

Trace Markers

Marker	Frequency (GHz)	Meter Reading (dBuV)	Det	3117_00218957	10dB_ATT[dB]	DC Corr (dB)	Corrected Reading (dBuV/m)	Average Limit (dBuV/m)	Margin (dB)	Peak Limit (dBuV/m)	PK Margin (dB)	Azimuth (Degs)	Height (cm)	Polarity
1	5.15	45.23	Pk	34.5	-21.8	0	57.93	-	-	74	-16.07	173	170	V
2	* 5.14615	47.36	Pk	34.5	-21.8	0	60.06	-	-	74	-13.94	173	170	V
3	5.15	35.4	RMS	34.5	-21.8	0	48.1	54	-5.9	-	-	173	170	V
4	* 5.14953	35.79	RMS	34.5	-21.8	0	48.49	54	-5.51	-	-	173	170	V

* - indicates frequency in CFR47 Pt 15 / IC RSS-Restricted Band
Pk - Peak detector
RMS - RMS detection

UL Korea, Ltd. Suwon Laboratory FORM ID: FCC_15E(04)
218 Maeyeong-ro, Yeongtong-gu, Suwon-si, Gyeonggi-do, 16675, Korea TEL: (031) 337-9902 FAX: (031) 213-5433
UL Korea, Ltd. Confidential
This report shall not be reproduced except in full, without the written approval of UL Korea, Ltd.

HARMONICS AND SPURIOUS EMISSIONS

LOW CHANNEL HORIZONTAL

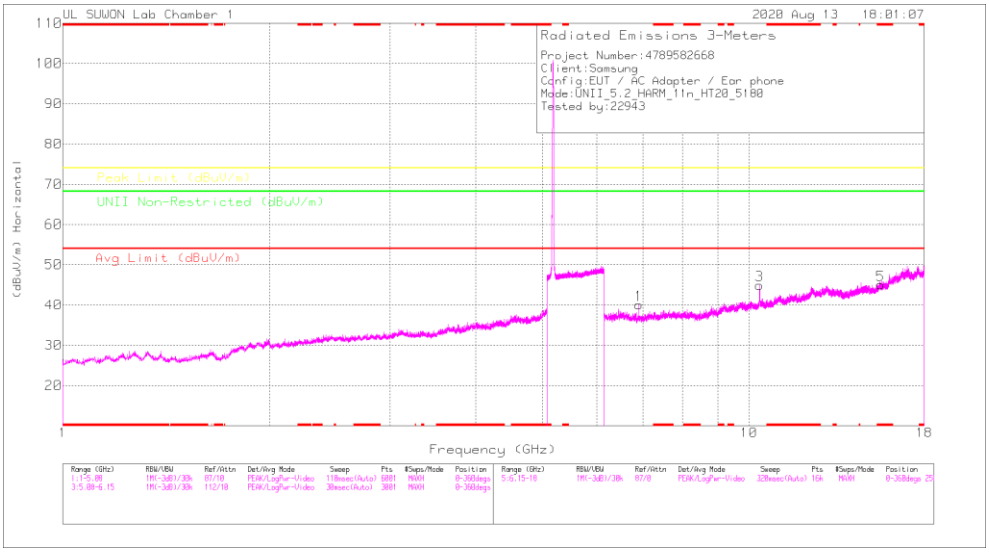

LOW CHANNEL VERTICAL

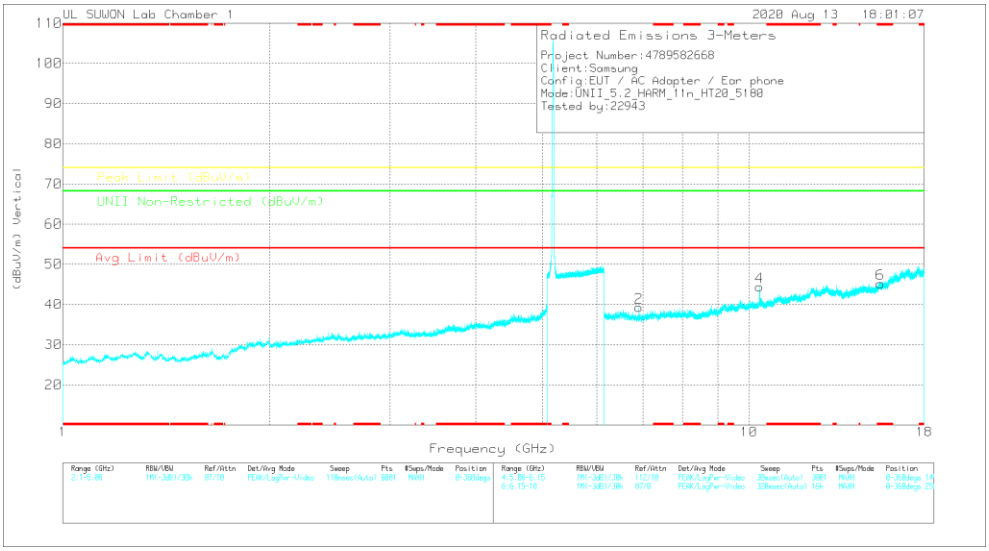

Note: Emission was scanned up to 40GHz; No emissions were detected above the noise floor which was at least 20dB below the specification limit.

LOW CHANNEL DATA

Radiated Emissions

Frequency (GHz)	Meter Reading (dBuV)	Det	3117_00218957	6GHz_HP(dB)	DC Corr (dB)	Corrected Reading (dBuV/m)	Avg Limit (dBuV/m)	Margin (dB)	Peak Limit (dBuV/m)	Margin (dB)	UNII Non-Restricted (dBuV/m)	Margin (dB)	Azimuth (Degs)	Height (cm)	Polarity
6.90664	41.74	PK-U	36.1	-28.4	0	49.44	-	-	-	-	68.2	-18.76	183	122	H
6.90676	41.36	PK-U	36.1	-28.4	0	49.06	-	-	-	-	68.2	-19.14	145	169	V
10.35828	41.25	PK-U	37.5	-22.3	0	56.45	-	-	-	-	68.2	-11.75	208	275	H
10.35538	39.76	PK-U	37.5	-22.3	0	54.96	-	-	-	-	68.2	-13.24	186	138	V
* 15.53939	36.07	PK-U	40.3	-20.9	0	55.47	-	-	74	-18.53	-	-	360	100	H
* 15.53901	35.76	PK-U	40.3	-20.9	0	55.16	-	-	74	-18.84	-	-	360	100	V
* 15.5408	24.32	ADR	40.3	-20.9	0	43.72	54	-10.28	-	-	-	-	360	100	H
* 15.5408	24.3	ADR	40.3	-20.9	0	43.7	54	-10.3	-	-	-	-	360	100	V

* - indicates frequency in CFR47 Pt 15 / IC RSS-Restricted Band

PK-U - U-NII: Maximum Peak

ADR - U-NII AD primary method, RMS average

UL Korea, Ltd. Suwon Laboratory FORM ID: FCC_15E(04)
218 Maeyeong-ro, Yeongtong-gu, Suwon-si, Gyeonggi-do, 16675, Korea TEL: (031) 337-9902 FAX: (031) 213-5433

UL Korea, Ltd. Confidential
This report shall not be reproduced except in full, without the written approval of UL Korea, Ltd.

MID CHANNEL HORIZONTAL

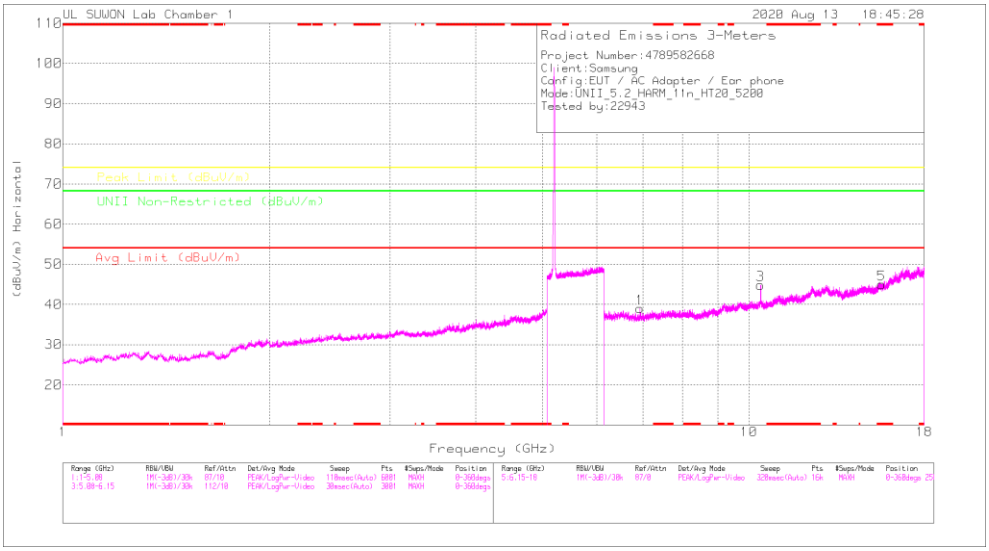

MID CHANNEL VERTICAL

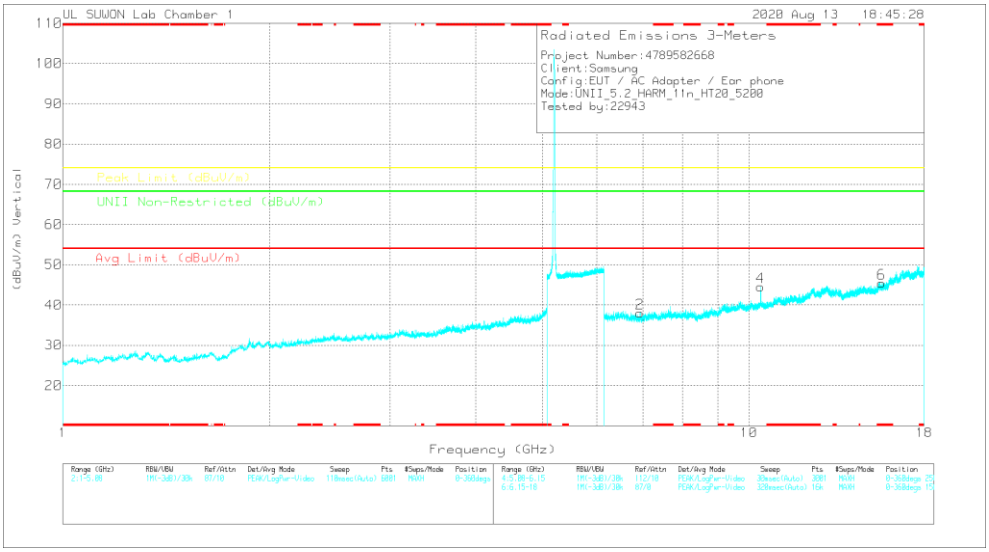

Note: Emission was scanned up to 40GHz; No emissions were detected above the noise floor which was at least 20dB below the specification limit.

MID CHANNEL DATA

Radiated Emissions

Frequency (GHz)	Meter Reading (dBuV)	Det	3117_00218957	6GHz_HP[dB]	DC Corr (dB)	Corrected Reading (dBuV/m)	Avg Limit (dBuV/m)	Margin (dB)	Peak Limit (dBuV/m)	Margin (dB)	UNII Non-Restricted (dBuV/m)	Margin (dB)	Azimuth (Degs)	Height (cm)	Polarity
6.93318	41.59	PK-U	36	-28.4	0	49.19	-	-	-	-	68.2	-19.01	173	101	H
6.93294	40.63	PK-U	36	-28.5	0	48.13	-	-	-	-	68.2	-20.07	341	109	V
10.40158	42.15	PK-U	37.5	-21.6	0	58.05	-	-	-	-	68.2	-10.15	151	218	H
10.39808	40.12	PK-U	37.5	-21.6	0	56.02	-	-	-	-	68.2	-12.18	187	143	V
* 15.59974	36.3	PK-U	40.4	-21.3	0	55.4	-	-	74	-18.6	-	-	0	100	H
* 15.60115	36.14	PK-U	40.4	-21.4	0	55.14	-	-	74	-18.86	-	-	0	100	V
* 15.5909	24.4	ADR	40.4	-21.4	0	43.4	54	-10.6	-	-	-	-	0	100	H
* 15.5905	24.39	ADR	40.4	-21.4	0	43.39	54	-10.61	-	-	-	-	0	100	V

* - indicates frequency in CFR47 Pt 15 / IC RSS-Restricted Band
PK-U - U-NII: Maximum Peak
ADR - U-NII AD primary method, RMS average

UL Korea, Ltd. Confidential
This report shall not be reproduced except in full, without the written approval of UL Korea, Ltd.

HIGH CHANNEL HORIZONTAL

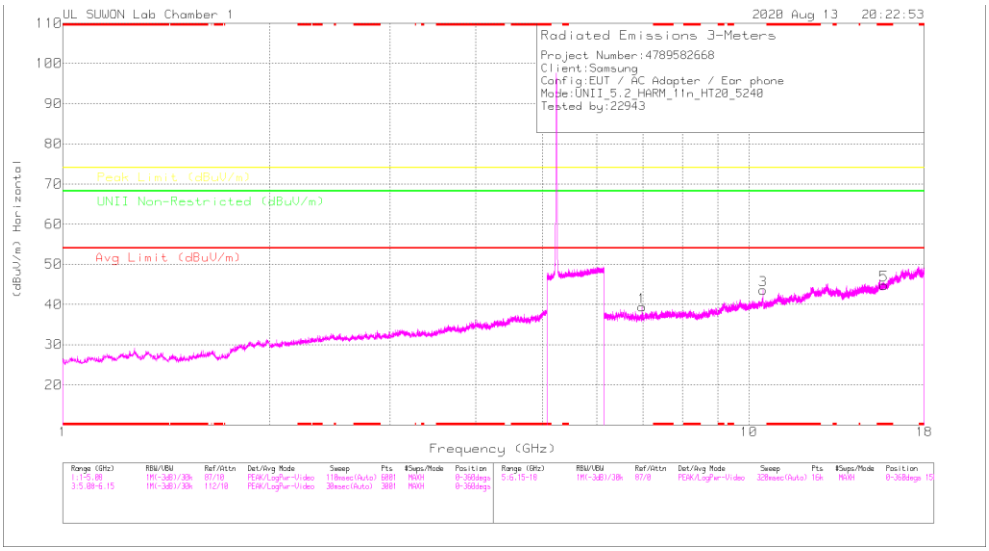

HIGH CHANNEL VERTICAL

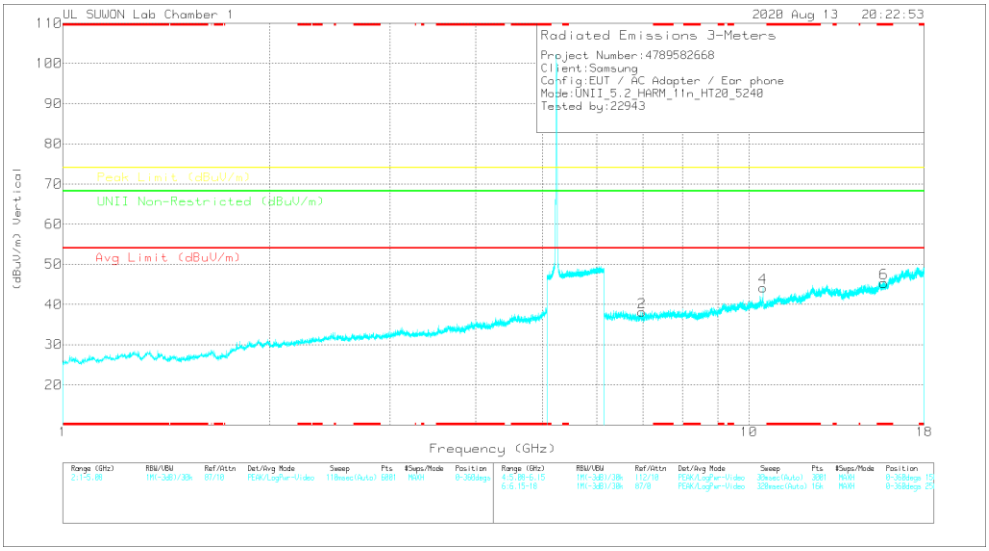

Note: Emission was scanned up to 40GHz; No emissions were detected above the noise floor which was at least 20dB below the specification limit.

HIGH CHANNEL DATA

Radiated Emissions

Frequency (GHz)	Meter Reading (dBuV)	Det	3117_00218957	6GHz_HP[dB]	DC Corr (dB)	Corrected Reading (dBuV/m)	Avg Limit (dBuV/m)	Margin (dB)	Peak Limit (dBuV/m)	Margin (dB)	UNII Non-Restricted (dBuV/m)	Margin (dB)	Azimuth (Degs)	Height (cm)	Polarity
6.98625	40.1	PK-U	36	-27.8	0	48.3	-	-	-	-	68.2	-19.9	185	100	H
6.98706	39.79	PK-U	36	-27.8	0	47.99	-	-	-	-	68.2	-20.21	342	125	V
10.47974	40.13	PK-U	37.6	-22.4	0	55.33	-	-	-	-	68.2	-12.87	219	104	H
10.48298	40.38	PK-U	37.6	-22.4	0	55.58	-	-	-	-	68.2	-12.62	195	146	V
* 15.72133	36.4	PK-U	40.6	-21.1	0	55.9	-	-	74	-18.1	-	-	360	100	H
* 15.71934	36.7	PK-U	40.6	-21.2	0	56.1	-	-	74	-17.9	-	-	360	100	V
* 15.7252	24.43	ADR	40.6	-21	0	44.03	54	-9.97	-	-	-	-	360	100	H
* 15.7209	24.55	ADR	40.6	-21.1	0	44.05	54	-9.95	-	-	-	-	360	100	V

* - indicates frequency in CFR47 Pt 15 / IC RSS-Restricted Band
PK-U - U-NII: Maximum Peak
ADR - U-NII AD primary method, RMS average

UL Korea, Ltd. Confidential
This report shall not be reproduced except in full, without the written approval of UL Korea, Ltd.

11.1.3. TX ABOVE 1GHz 802.11n HT40 1Tx MODE IN THE 5.2GHz BAND

RESTRICTED BANDEDGE (LOW CHANNEL)

HORIZONTAL PEAK AND AVERAGE DATA

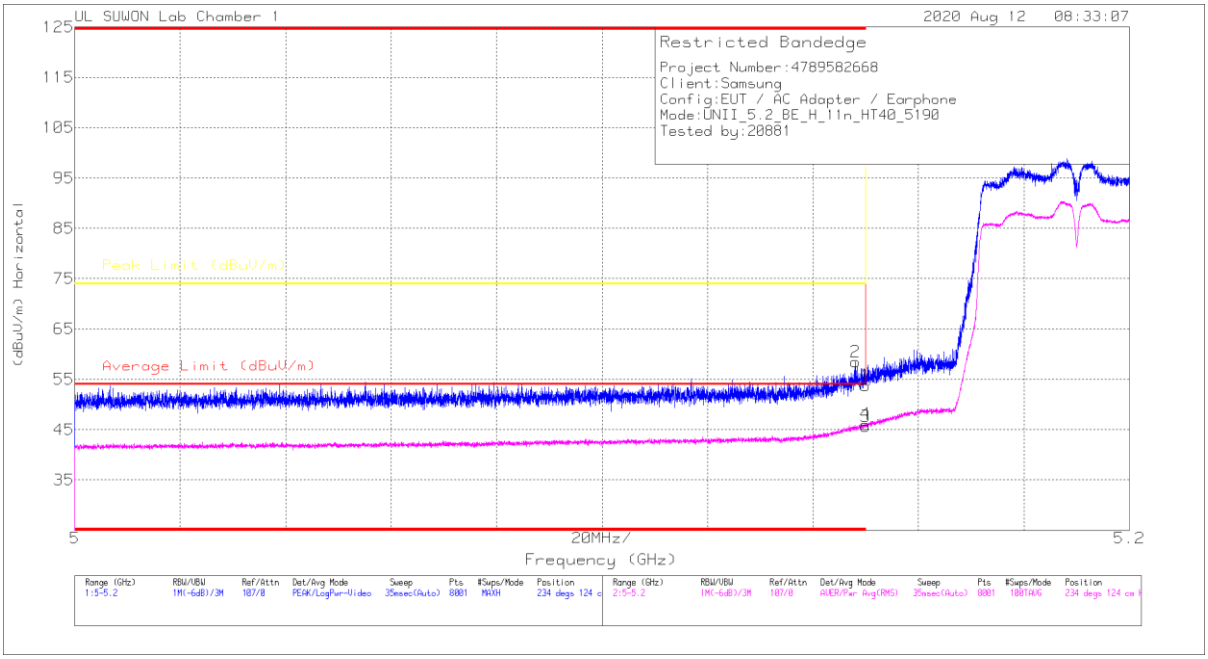

Trace Markers

Marker	Frequency (GHz)	Meter Reading (dBuV)	Det	3117_00218957	10dB_ATT[dB]	DC Corr (dB)	Corrected Reading (dBuV/m)	Average Limit (dBuV/m)	Margin (dB)	Peak Limit (dBuV/m)	PK Margin (dB)	Azimuth (Degs)	Height (cm)	Polarity
1	5.15	41.11	Pk	34.5	-21.8	0	53.81	-	-	74	-20.19	234	124	H
2	* 5.1481	45.89	Pk	34.5	-21.9	0	58.49	-	-	74	-15.51	234	124	H
3	5.15	32.96	RMS	34.5	-21.8	0	45.66	54	-8.34	-	-	234	124	H
4	* 5.14995	33.38	RMS	34.5	-21.8	0	46.08	54	-7.92	-	-	234	124	H

* - indicates frequency in CFR47 Pt 15 / IC RSS-Restricted Band
Pk - Peak detector
RMS - RMS detection

UL Korea, Ltd. Suwon Laboratory FORM ID: FCC_15E(04)
218 Maeyeong-ro, Yeongtong-gu, Suwon-si, Gyeonggi-do, 16675, Korea TEL: (031) 337-9902 FAX: (031) 213-5433
UL Korea, Ltd. Confidential
This report shall not be reproduced except in full, without the written approval of UL Korea, Ltd.

VERTICAL PEAK AND AVERAGE DATA

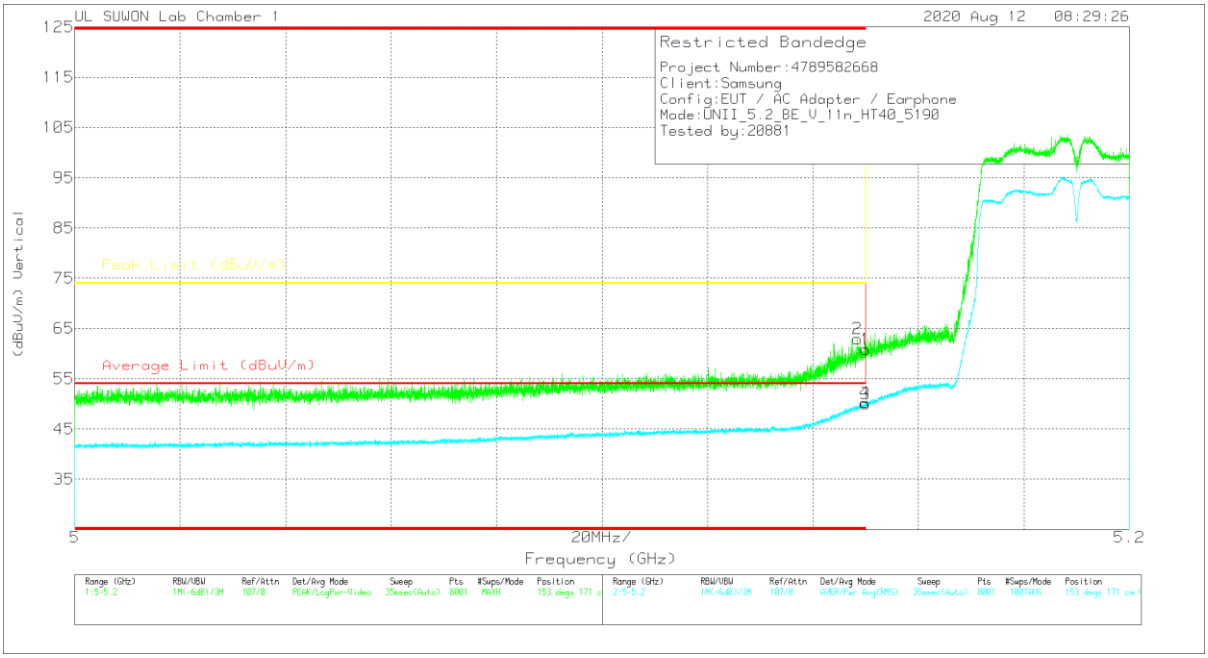

Trace Markers

Marker	Frequency (GHz)	Meter Reading (dBuV)	Det	3117_00218957	10dB_ATT[dB]	DC Corr (dB)	Corrected Reading (dBuV/m)	Average Limit (dBuV/m)	Margin (dB)	Peak Limit (dBuV/m)	PK Margin (dB)	Azimuth (Degs)	Height (cm)	Polarity
1	5.15	48.19	Pk	34.5	-21.8	0	60.89	-	-	74	-13.11	153	171	V
2	* 5.14848	50.4	Pk	34.5	-21.9	0	63	-	-	74	-11	153	171	V
3	5.15	37.26	RMS	34.5	-21.8	0	49.96	54	-4.04	-	-	153	171	V
4	* 5.1498	37.57	RMS	34.5	-21.8	0	50.27	54	-3.73	-	-	153	171	V

* - indicates frequency in CFR47 Pt 15 / IC RSS-Restricted Band
Pk - Peak detector
RMS - RMS detection

UL Korea, Ltd. Suwon Laboratory FORM ID: FCC_15E(04)
218 Maeyeong-ro, Yeongtong-gu, Suwon-si, Gyeonggi-do, 16675, Korea TEL: (031) 337-9902 FAX: (031) 213-5433
UL Korea, Ltd. Confidential
This report shall not be reproduced except in full, without the written approval of UL Korea, Ltd.

HARMONICS AND SPURIOUS EMISSIONS

LOW CHANNEL HORIZONTAL

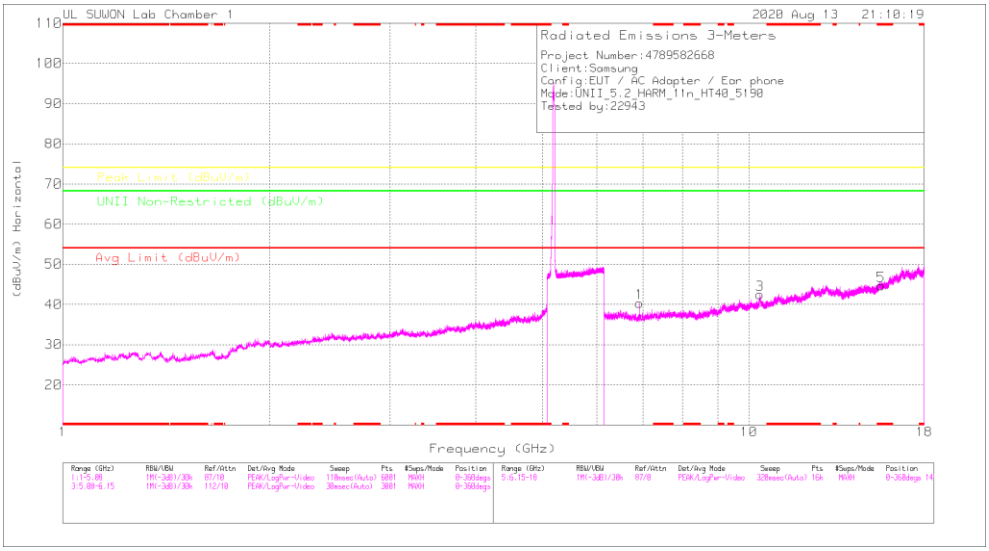

LOW CHANNEL VERTICAL

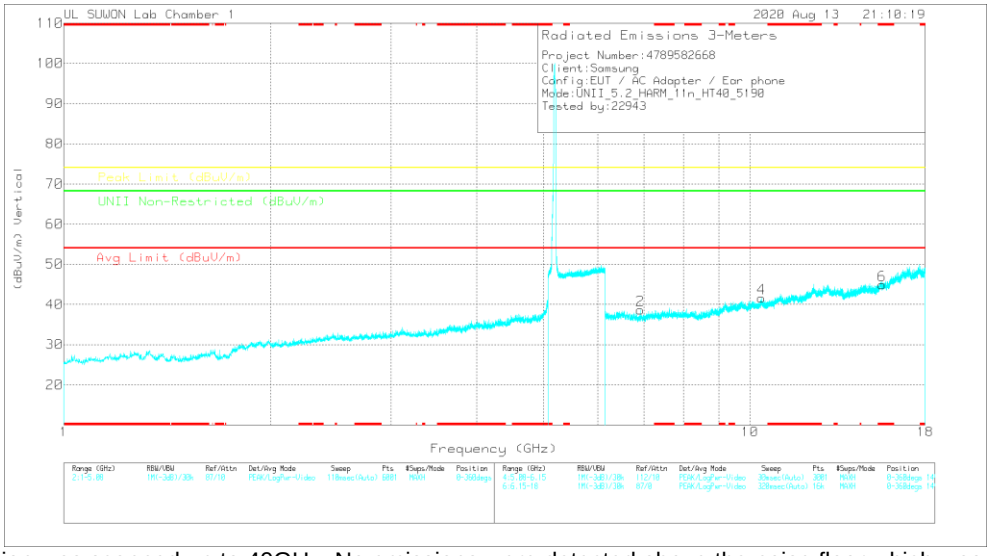

Note: Emission was scanned up to 40GHz; No emissions were detected above the noise floor which was at least 20dB below the specification limit.

LOW CHANNEL DATA

Radiated Emissions

Frequency (GHz)	Meter Reading (dBuV)	Det	3117_00218957	6GHz_HP[dB]	DC Corr (dB)	Corrected Reading (dBuV/m)	Avg Limit (dBuV/m)	Margin (dB)	Peak Limit (dBuV/m)	Margin (dB)	UNII Non-Restricted (dBuV/m)	Margin (dB)	Azimuth (Degs)	Height (cm)	Polarity
6.91968	42.46	PK-U	36.1	-28.3	0	50.26	-	-	-	-	68.2	-17.94	200	102	H
6.9201	40.9	PK-U	36.1	-28.3	0	48.7	-	-	-	-	68.2	-19.5	145	162	V
10.3788	38.13	PK-U	37.5	-21.9	0	53.73	-	-	-	-	68.2	-14.47	153	296	H
10.38294	37.01	PK-U	37.5	-21.9	0	52.61	-	-	-	-	68.2	-15.59	186	147	V
* 15.56922	36.72	PK-U	40.4	-21.2	0	55.92	-	-	74	-18.08	-	-	0	100	H
* 15.56854	36.53	PK-U	40.4	-21.2	0	55.73	-	-	74	-18.27	-	-	0	100	V
* 15.5692	24.21	ADR	40.4	-21.2	0	43.41	54	-10.59	-	-	-	-	0	100	H
* 15.568	24.18	ADR	40.4	-21.2	0	43.38	54	-10.62	-	-	-	-	0	100	V

* - indicates frequency in CFR47 Pt 15 / IC RSS-Restricted Band
PK-U - U-NII: Maximum Peak
ADR - U-NII AD primary method, RMS average

UL Korea, Ltd. Confidential
This report shall not be reproduced except in full, without the written approval of UL Korea, Ltd.

HIGH CHANNEL HORIZONTAL

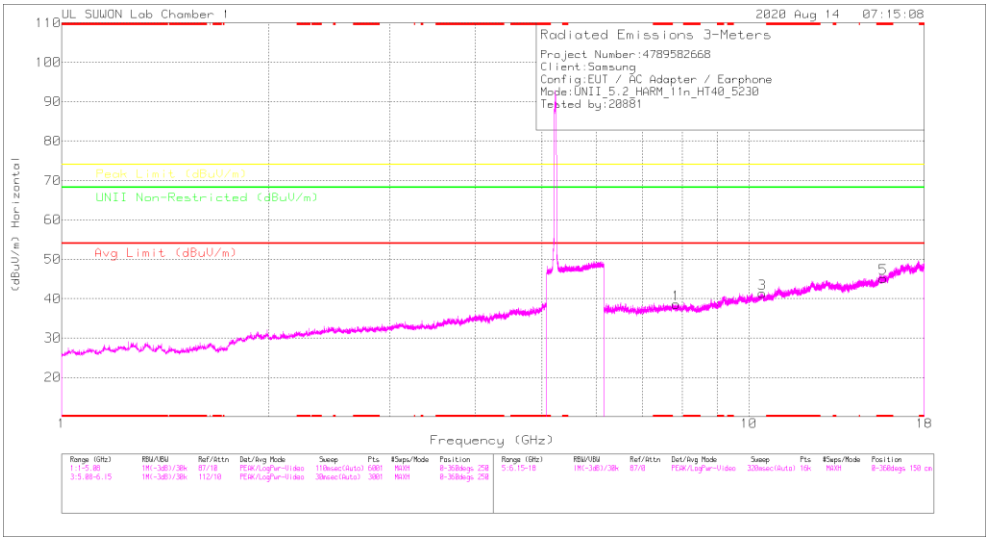

HIGH CHANNEL VERTICAL

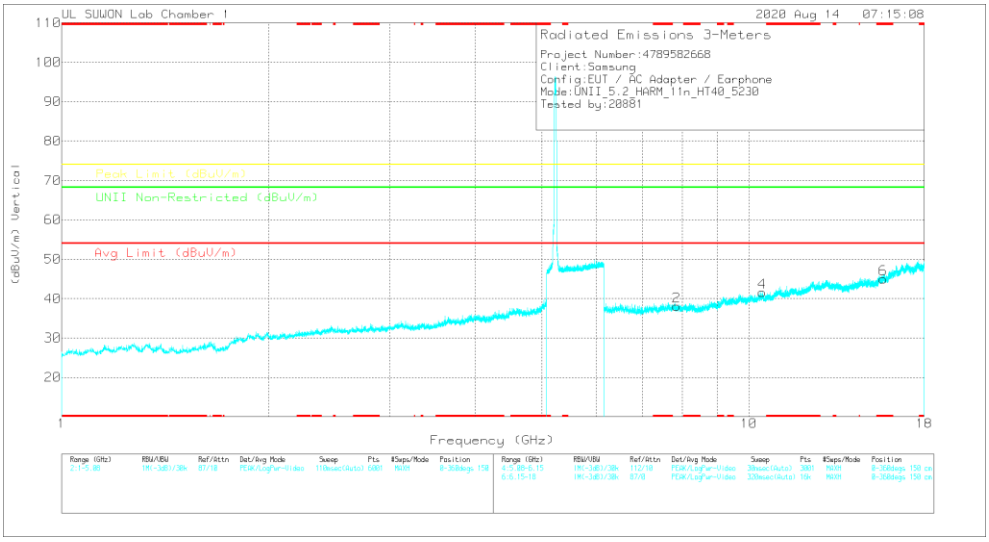

Note: Emission was scanned up to 40GHz; No emissions were detected above the noise floor which was at least 20dB below the specification limit.

HIGH CHANNEL DATA

Radiated Emissions

Frequency (GHz)	Meter Reading (dBuV)	Det	3117_00218957	6GHz_HP(dB)	DC Corr (dB)	Corrected Reading (dBuV/m)	Avg Limit (dBuV/m)	Margin (dB)	Peak Limit (dBuV/m)	Margin (dB)	UNII Non-Restricted (dBuV/m)	Margin (dB)	Azimuth (Degs)	Height (cm)	Polarity
7.84546	39.85	PK-U	36.1	-26.6	0	49.35	-	-	-	-	68.2	-18.85	0	100	H
7.84831	38.76	PK-U	36.1	-26.6	0	48.26	-	-	-	-	68.2	-19.94	0	100	V
10.4606	35.7	PK-U	37.6	-22.1	0	51.2	-	-	-	-	68.2	-17	0	100	H
10.45817	35.37	PK-U	37.6	-22.1	0	50.87	-	-	-	-	68.2	-17.33	0	100	V
* 15.68971	37.36	PK-U	40.6	-21.3	0	56.66	-	-	74	-17.34	-	-	0	100	H
* 15.68912	36.04	PK-U	40.6	-21.3	0	55.34	-	-	74	-18.66	-	-	0	100	V
* 15.6887	24.43	ADR	40.6	-21.3	0	43.73	54	-10.27	-	-	-	-	0	100	H
* 15.6919	24.54	ADR	40.6	-21.4	0	43.74	54	-10.26	-	-	-	-	0	100	V

* - indicates frequency in CFR47 Pt 15 / IC RSS-Restricted Band
PK-U - U-NII: Maximum Peak
ADR - U-NII AD primary method, RMS average

UL Korea, Ltd. Suwon Laboratory FORM ID: FCC_15E(04)
218 Maeyeong-ro, Yeongtong-gu, Suwon-si, Gyeonggi-do, 16675, Korea TEL: (031) 337-9902 FAX: (031) 213-5433
UL Korea, Ltd. Confidential
This report shall not be reproduced except in full, without the written approval of UL Korea, Ltd.

11.1.4. TX ABOVE 1GHz 802.11ac VHT80 1Tx MODE IN THE 5.2GHz BAND

RESTRICTED BANDEDGE (LOW CHANNEL)

HORIZONTAL PEAK AND AVERAGE DATA

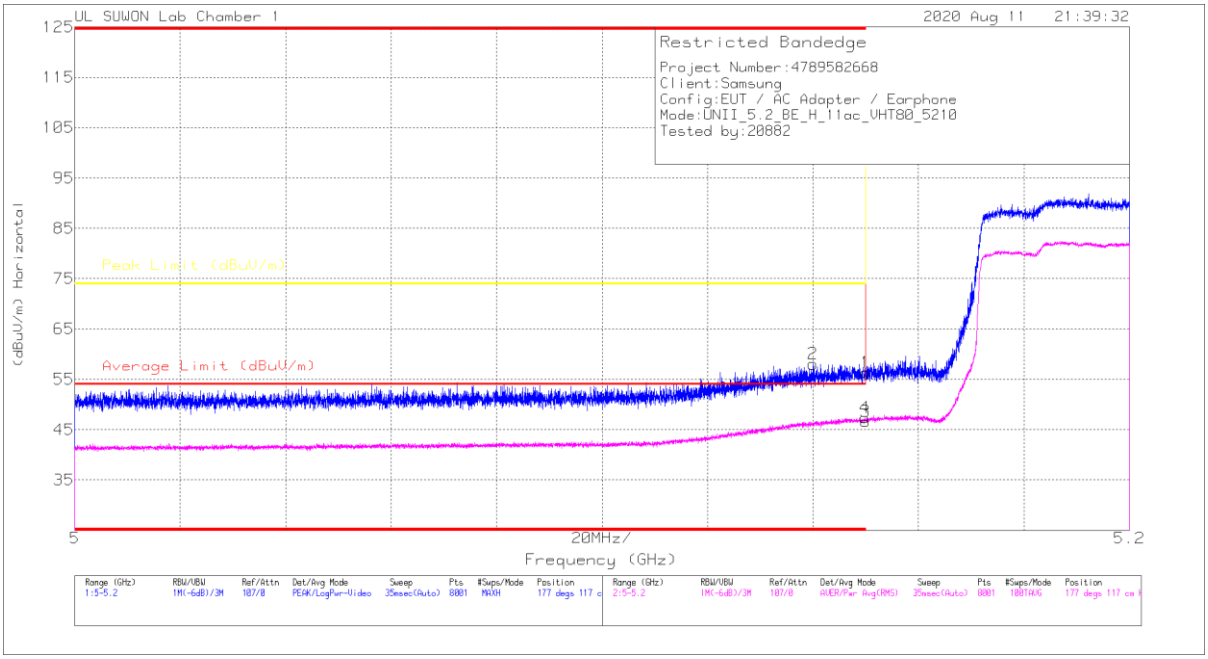

Trace Markers

Marker	Frequency (GHz)	Meter Reading (dBuV)	Det	3117_00218957	10dB_ATT[dB]	DC Corr (dB)	Corrected Reading (dBuV/m)	Average Limit (dBuV/m)	Margin (dB)	Peak Limit (dBuV/m)	PK Margin (dB)	Azimuth (Degs)	Height (cm)	Polarity
1	5.15	43.67	Pk	34.5	-21.8	0	56.37	-	-	74	-17.63	177	117	H
2	* 5.14	45.35	Pk	34.5	-21.8	0	58.05	-	-	74	-15.95	177	117	H
3	5.15	33.95	RMS	34.5	-21.8	0	46.65	54	-7.35	-	-	177	117	H
4	* 5.14983	34.66	RMS	34.5	-21.8	0	47.36	54	-6.64	-	-	177	117	H

* - indicates frequency in CFR47 Pt 15 / IC RSS-Restricted Band
Pk - Peak detector
RMS - RMS detection

UL Korea, Ltd. Suwon Laboratory FORM ID: FCC_15E(04)
218 Maeyeong-ro, Yeongtong-gu, Suwon-si, Gyeonggi-do, 16675, Korea TEL: (031) 337-9902 FAX: (031) 213-5433
UL Korea, Ltd. Confidential
This report shall not be reproduced except in full, without the written approval of UL Korea, Ltd.

VERTICAL PEAK AND AVERAGE DATA

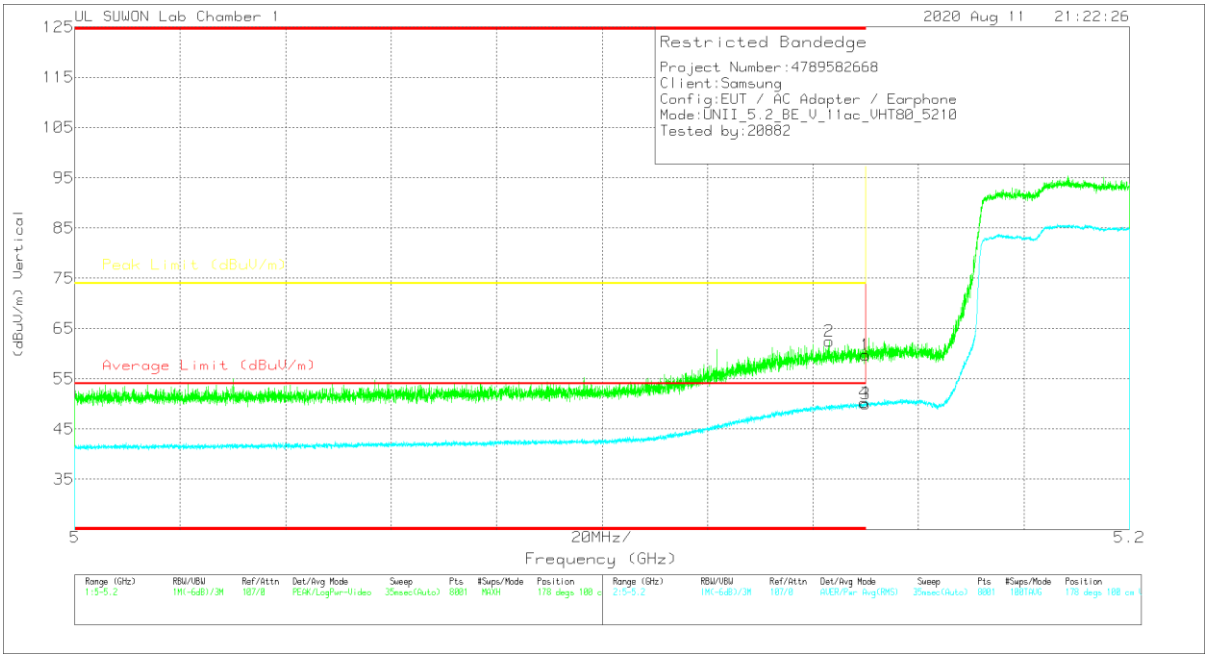

Trace Markers

Marker	Frequency (GHz)	Meter Reading (dBuV)	Det	3117_00218957	10dB_ATT[dB]	DC Corr (dB)	Corrected Reading (dBuV/m)	Average Limit (dBuV/m)	Margin (dB)	Peak Limit (dBuV/m)	PK Margin (dB)	Azimuth (Degs)	Height (cm)	Polarity
1	5.15	47.08	Pk	34.5	-21.8	0	59.78	-	-	74	-14.22	178	100	V
2	* 5.14308	49.82	Pk	34.5	-21.8	0	62.52	-	-	74	-11.48	178	100	V
3	5.15	37.3	RMS	34.5	-21.8	0	50	54	-4	-	-	178	100	V
4	* 5.14978	37.57	RMS	34.5	-21.8	0	50.27	54	-3.73	-	-	178	100	V

* - indicates frequency in CFR47 Pt 15 / IC RSS-Restricted Band
Pk - Peak detector
RMS - RMS detection

UL Korea, Ltd. Suwon Laboratory FORM ID: FCC_15E(04)
218 Maeyeong-ro, Yeongtong-gu, Suwon-si, Gyeonggi-do, 16675, Korea TEL: (031) 337-9902 FAX: (031) 213-5433
UL Korea, Ltd. Confidential
This report shall not be reproduced except in full, without the written approval of UL Korea, Ltd.

HARMONICS AND SPURIOUS EMISSIONS

MID CHANNEL HORIZONTAL

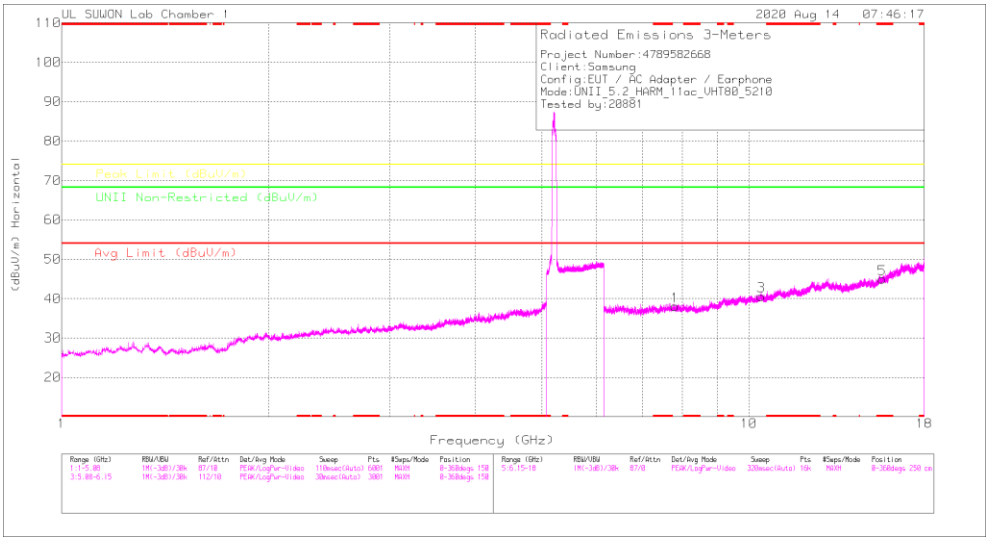

MID CHANNEL VERTICAL

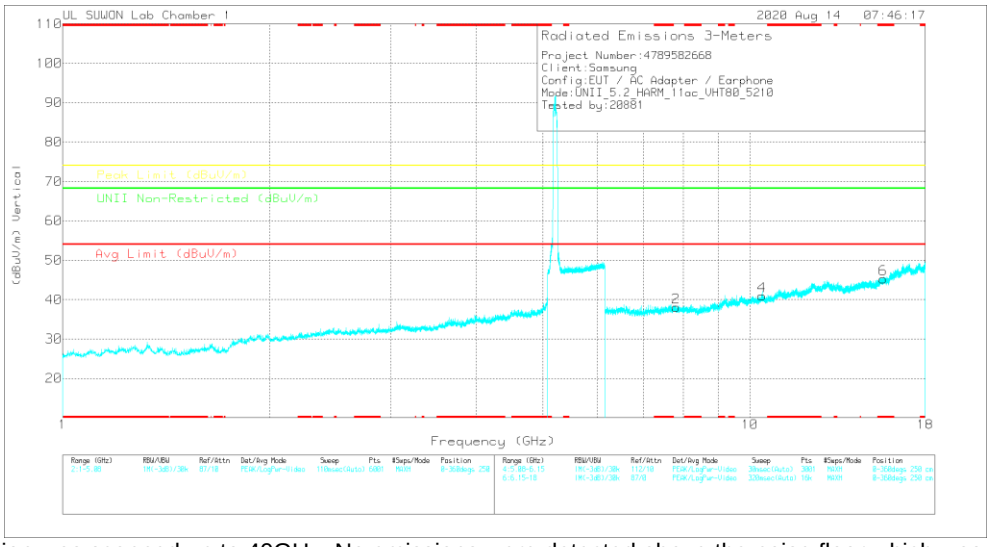

Note: Emission was scanned up to 40GHz; No emissions were detected above the noise floor which was at least 20dB below the specification limit.

MID CHANNEL DATA

Radiated Emissions

Frequency (GHz)	Meter Reading (dBuV)	Det	3117_00218957	6GHz_HPjdB]	DC Corr (dB)	Corrected Reading (dBuV/m)	Avg Limit (dBuV/m)	Margin (dB)	Peak Limit (dBuV/m)	Margin (dB)	UNII Non-Restricted (dBuV/m)	Margin (dB)	Azimuth (Degs)	Height (cm)	Polarity
7.81088	38.38	PK-U	36.1	-26.5	0	47.98	-	-	-	-	68.2	-20.22	0	100	H
7.8139	38.47	PK-U	36.1	-26.5	0	48.07	-	-	-	-	68.2	-20.13	0	100	V
10.41887	35.04	PK-U	37.5	-21.8	0	50.74	-	-	-	-	68.2	-17.46	0	100	H
10.41837	35.15	PK-U	37.5	-21.8	0	50.85	-	-	-	-	68.2	-17.35	0	100	V
* 15.62924	36.02	PK-U	40.5	-21.4	0	55.12	-	-	74	-18.88	-	-	0	100	H
* 15.63016	36.08	PK-U	40.5	-21.4	0	55.18	-	-	74	-18.82	-	-	0	100	V
* 15.6308	24.23	ADR	40.5	-21.4	0	43.33	54	-10.67	-	-	-	-	0	100	H
* 15.629	24.26	ADR	40.5	-21.3	0	43.46	54	-10.54	-	-	-	-	0	100	V

* - indicates frequency in CFR47 Pt 15 / IC RSS-Restricted Band
PK-U - U-NII: Maximum Peak
ADR - U-NII AD primary method, RMS average

UL Korea, Ltd. Suwon Laboratory FORM ID: FCC_15E(04)
218 Maeyeong-ro, Yeongtong-gu, Suwon-si, Gyeonggi-do, 16675, Korea TEL: (031) 337-9902 FAX: (031) 213-5433
UL Korea, Ltd. Confidential
This report shall not be reproduced except in full, without the written approval of UL Korea, Ltd.

11.2. 5.3 GHz

11.2.1. TX ABOVE 1 GHz 802.11a 1Tx MODE IN THE 5.3 GHz BAND

RESTRICTED BANDEDGE (HIGH CHANNEL)

HORIZONTAL PEAK AND AVERAGE DATA

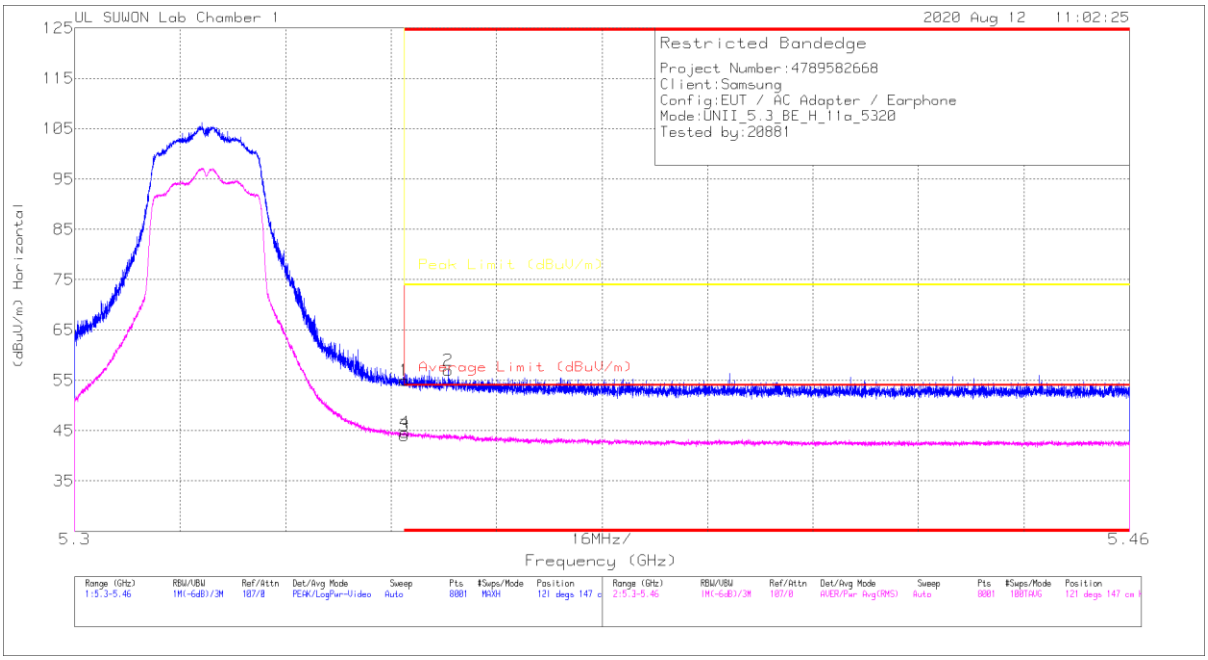

Trace Markers

Marker	Frequency (GHz)	Meter Reading (dBuV)	Det	3117_00218957	10dB_ATT[dB]	DC Corr (dB)	Corrected Reading (dBuV/m)	Average Limit (dBuV/m)	Margin (dB)	Peak Limit (dBuV/m)	PK Margin (dB)	Azimuth (Degs)	Height (cm)	Polarity
1	* 5.35002	41.74	Pk	34.9	-21.6	0	55.04	-	-	74	-18.96	121	147	H
2	* 5.35668	43.69	Pk	34.9	-21.6	0	56.99	-	-	74	-17.01	121	147	H
3	* 5.35002	30.71	RMS	34.9	-21.6	0	44.01	54	-9.99	-	-	121	147	H
4	* 5.35012	31.32	RMS	34.9	-21.6	0	44.62	54	-9.38	-	-	121	147	H

* - indicates frequency in CFR47 Pt 15 / IC RSS-Restricted Band
Pk - Peak detector
RMS - RMS detection

UL Korea, Ltd. Confidential
This report shall not be reproduced except in full, without the written approval of UL Korea, Ltd.

VERTICAL PEAK AND AVERAGE DATA

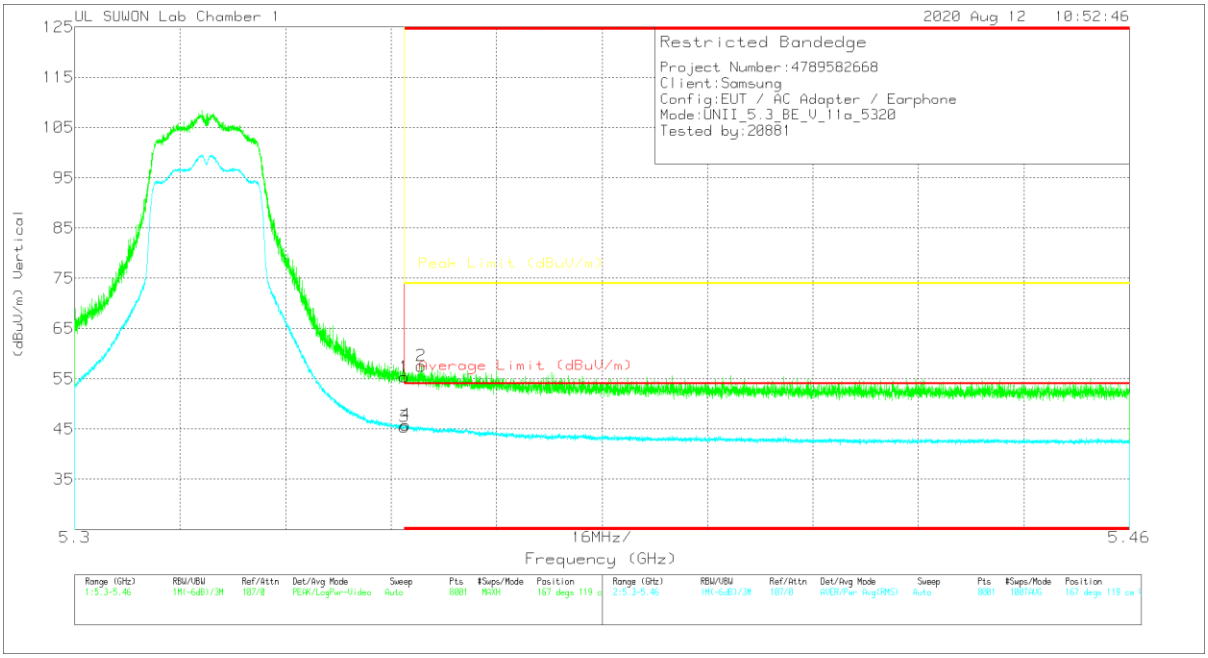

Trace Markers

Marker	Frequency (GHz)	Meter Reading (dBuV)	Det	3117_00218957	10dB_ATT[dB]	DC Corr (dB)	Corrected Reading (dBuV/m)	Average Limit (dBuV/m)	Margin (dB)	Peak Limit (dBuV/m)	PK Margin (dB)	Azimuth (Degs)	Height (cm)	Polarity
1	* 5.35002	42.09	Pk	34.9	-21.6	0	55.39	-	-	74	-18.61	167	119	V
2	* 5.35254	44.25	Pk	34.9	-21.6	0	57.55	-	-	74	-16.45	167	119	V
3	* 5.35002	32.16	RMS	34.9	-21.6	0	45.46	54	-8.54	-	-	167	119	V
4	* 5.3502	32.53	RMS	34.9	-21.6	0	45.83	54	-8.17	-	-	167	119	V

* - indicates frequency in CFR47 Pt 15 / IC RSS-Restricted Band
Pk - Peak detector
RMS - RMS detection

UL Korea, Ltd. Suwon Laboratory FORM ID: FCC_15E(04)
218 Maeyeong-ro, Yeongtong-gu, Suwon-si, Gyeonggi-do, 16675, Korea TEL: (031) 337-9902 FAX: (031) 213-5433
UL Korea, Ltd. Confidential
This report shall not be reproduced except in full, without the written approval of UL Korea, Ltd.

HARMONICS AND SPURIOUS EMISSIONS

LOW CHANNEL HORIZONTAL

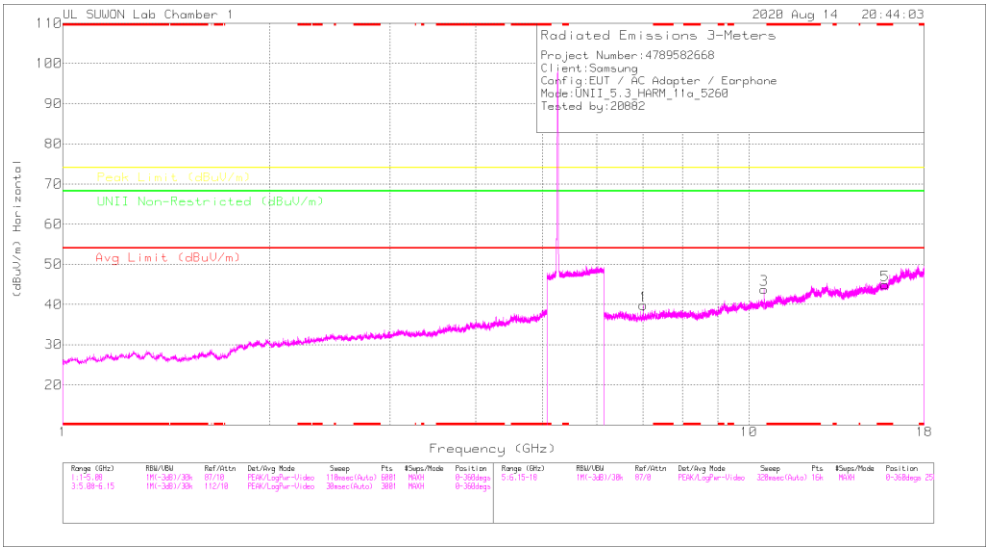

LOW CHANNEL VERTICAL

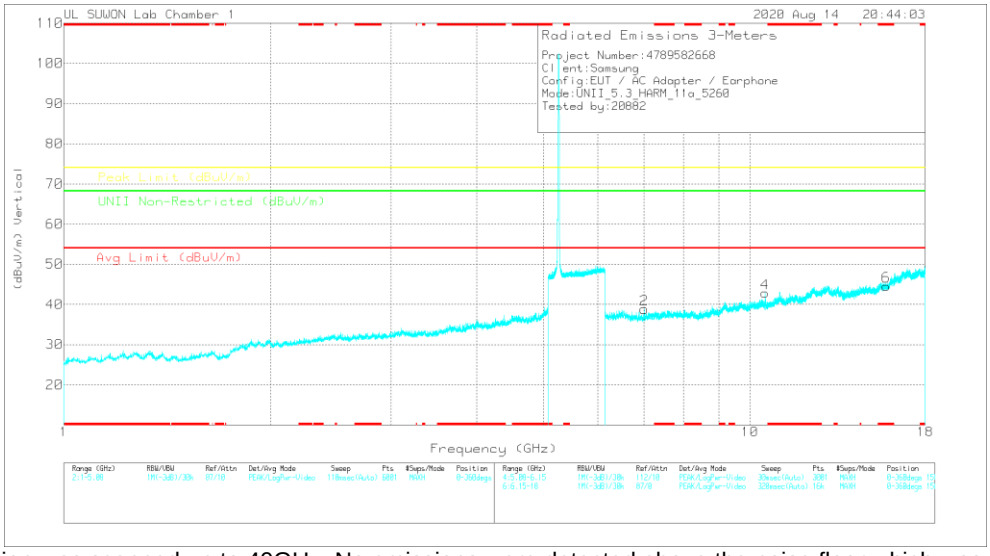

Note: Emission was scanned up to 40GHz; No emissions were detected above the noise floor which was at least 20dB below the specification limit.

LOW CHANNEL DATA

Radiated Emissions

Frequency (GHz)	Meter Reading (dBuV)	Det	3117_00218957	6GHz_HP[dB]	DC Corr (dB)	Corrected Reading (dBuV/m)	Avg Limit (dBuV/m)	Margin (dB)	Peak Limit (dBuV/m)	Margin (dB)	UNII Non-Restricted (dBuV/m)	Margin (dB)	Azimuth (Degs)	Height (cm)	Polarity
7.01321	40.6	PK-U	36	-27.7	0	48.9	-	-	-	-	68.2	-19.3	200	242	H
7.01337	39.81	PK-U	36	-27.7	0	48.11	-	-	-	-	68.2	-20.09	354	114	V
10.51874	41.37	PK-U	37.6	-22.6	0	56.37	-	-	-	-	68.2	-11.83	157	131	H
10.5203	40.75	PK-U	37.6	-22.6	0	55.75	-	-	-	-	68.2	-12.45	194	139	V
* 15.77833	36.25	PK-U	40.7	-21.2	0	55.75	-	-	74	-18.25	-	-	0	100	H
* 15.77759	36.54	PK-U	40.7	-21.2	0	56.04	-	-	74	-17.96	-	-	0	100	V
* 15.7764	24.28	ADR	40.7	-21.2	0	43.78	54	-10.22	-	-	-	-	0	100	H
* 15.7783	24.36	ADR	40.7	-21.2	0	43.86	54	-10.14	-	-	-	-	0	100	V

* - indicates frequency in CFR47 Pt 15 / IC RSS-Restricted Band

PK-U - U-NII: Maximum Peak

ADR - U-NII AD primary method, RMS average

UL Korea, Ltd. Suwon Laboratory FORM ID: FCC_15E(04)
218 Maeyeong-ro, Yeongtong-gu, Suwon-si, Gyeonggi-do, 16675, Korea TEL: (031) 337-9902 FAX: (031) 213-5433

UL Korea, Ltd. Confidential
This report shall not be reproduced except in full, without the written approval of UL Korea, Ltd.

MID CHANNEL HORIZONTAL

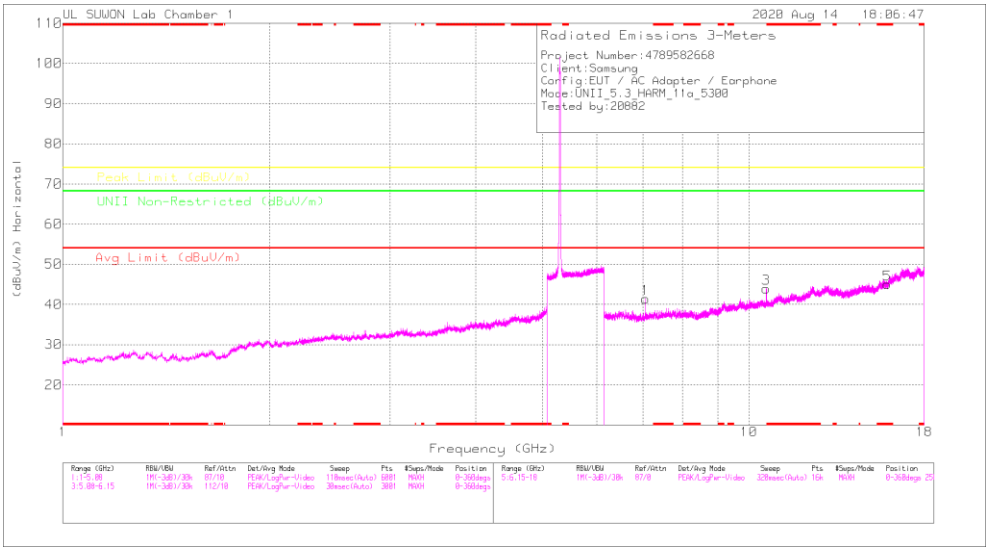

MID CHANNEL VERTICAL

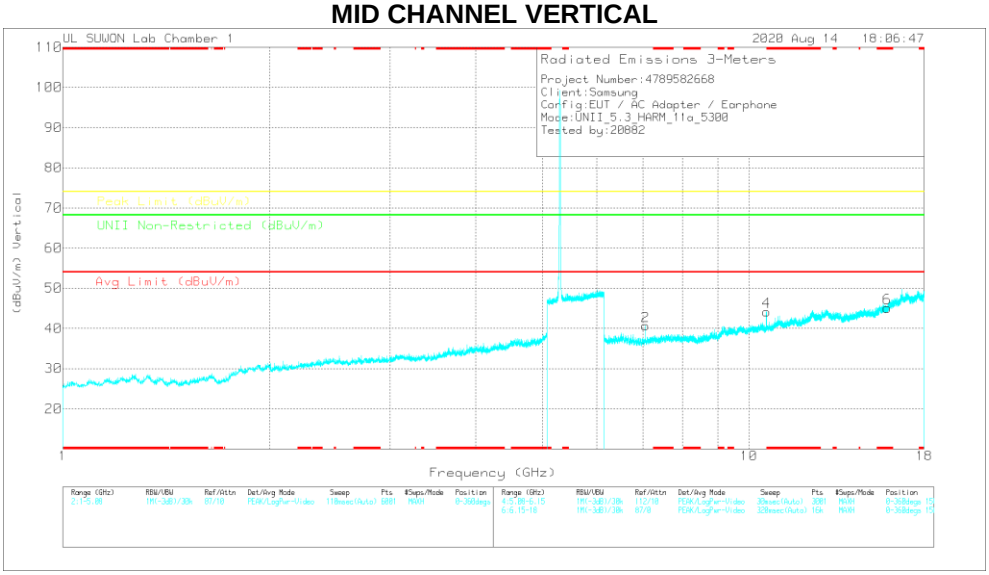

Note: Emission was scanned up to 40GHz; No emissions were detected above the noise floor which was at least 20dB below the specification limit.

MID CHANNEL DATA

Radiated Emissions

Frequency (GHz)	Meter Reading (dBuV)	Det	3117_00218957	6GHz_HPjdB	DC Corr (dB)	Corrected Reading (dBuV/m)	Avg Limit (dBuV/m)	Margin (dB)	Peak Limit (dBuV/m)	Margin (dB)	UNII Non-Restricted (dBuV/m)	Margin (dB)	Azimuth (Degs)	Height (cm)	Polarity
7.06638	41.27	PK-U	36	-27.8	0	49.47	-	-	-	-	68.2	-18.73	230	361	H
7.06658	40.54	PK-U	36	-27.8	0	48.74	-	-	-	-	68.2	-19.46	214	100	V
*10.6001	36.99	PK-U	37.7	-22.8	0	51.89	-	-	-	-	68.2	-16.31	158	396	H
*10.6001	27.47	ADR	37.7	-22.8	0	42.37	54	-11.63	-	-	-	-	158	396	H
*10.60012	40.64	PK-U	37.7	-22.8	0	55.54	-	-	-	-	68.2	-12.66	202	144	V
*10.60012	28.38	ADR	37.7	-22.8	0	43.28	54	-10.72	-	-	-	-	202	144	V
* 15.89884	36.29	PK-U	40.8	-21.2	0	55.89	-	-	74	-18.11	-	-	0	100	H
* 15.89933	36.67	PK-U	40.8	-21.2	0	56.27	-	-	74	-17.73	-	-	0	100	V
* 15.896	24.15	ADR	40.8	-21.1	0	43.85	54	-10.15	-	-	-	-	0	100	H
* 15.8966	24.18	ADR	40.8	-21.2	0	43.78	54	-10.22	-	-	-	-	0	100	V

* - indicates frequency in CFR47 Pt 15 / IC RSS-Restricted Band

PK-U - U-NII: Maximum Peak

ADR - U-NII AD primary method, RMS average

UL Korea, Ltd. Suwon Laboratory FORM ID: FCC_15E(04)
218 Maeyeong-ro, Yeongtong-gu, Suwon-si, Gyeonggi-do, 16675, Korea TEL: (031) 337-9902 FAX: (031) 213-5433
UL Korea, Ltd. Confidential
This report shall not be reproduced except in full, without the written approval of UL Korea, Ltd.

HIGH CHANNEL HORIZONTAL

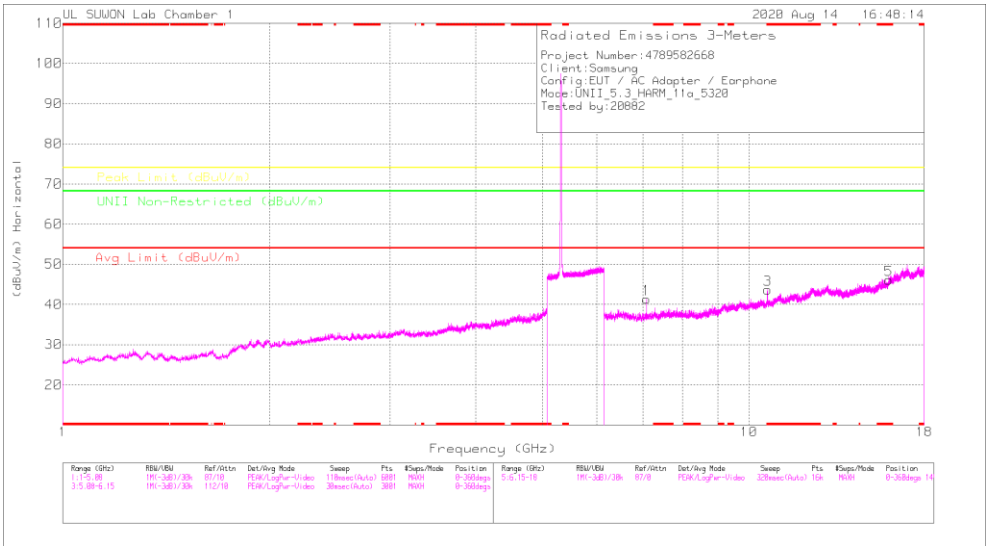

HIGH CHANNEL VERTICAL

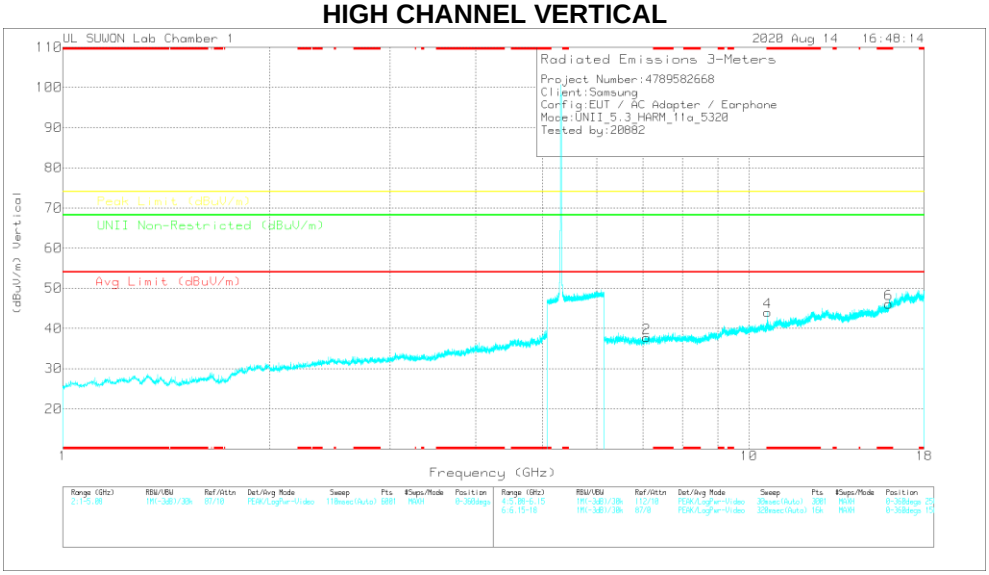

Note: Emission was scanned up to 40GHz; No emissions were detected above the noise floor which was at least 20dB below the specification limit.

HIGH CHANNEL DATA

Radiated Emissions

Frequency(GHz)	MeterReading(dBuV)	Det	3117_00218957	6GHz_HP[dB]	DC Corr (dB)	CorrectedReading(dBuV/m)	Avg Limit (dBuV/m)	Margin(dB)	Peak Limit (dBuV/m)	Margin(dB)	UNII Non-Restricted (dBuV/m)	Margin(dB)	Azimuth(Degs)	Height(cm)	Polarity
7.09342	41.25	PK-U	36	-28.2	0	49.05	-	-	-	-	68.2	-19.15	191	250	H
7.0934	40.56	PK-U	36	-28.2	0	48.36	-	-	-	-	68.2	-19.84	215	100	V
* 10.63869	41.22	PK-U	37.7	-22.2	0	56.72	-	-	74	-17.28	-	-	151	373	H
* 10.63995	28.5	ADR	37.7	-22.1	0	44.1	54	-9.9	-	-	-	-	151	373	H
* 10.63587	40.13	PK-U	37.7	-22.2	0	55.63	-	-	74	-18.37	-	-	182	184	V
* 10.63843	27.36	ADR	37.7	-22.2	0	42.86	54	-11.14	-	-	-	-	182	184	V
* 15.98727	36.26	PK-U	41	-20.3	0	56.96	-	-	74	-17.04	-	-	0	100	H
* 15.98739	35.71	PK-U	41	-20.3	0	56.41	-	-	74	-17.59	-	-	0	100	V
* 15.9844	23.72	ADR	41	-20.3	0	44.42	54	-9.58	-	-	-	-	0	100	H
* 15.9835	23.72	ADR	41	-20.3	0	44.42	54	-9.58	-	-	-	-	0	100	V

* - indicates frequency in CFR47 Pt 15 / IC RSS-Restricted Band
PK-U - U-NII: Maximum Peak
ADR - U-NII AD primary method, RMS average

UL Korea, Ltd. Confidential
This report shall not be reproduced except in full, without the written approval of UL Korea, Ltd.

11.2.2.TX ABOVE 1GHz 802.11n HT20 1Tx MODE IN THE 5.3GHz BAND

RESTRICTED BANDEDGE (HIGH CHANNEL)

HORIZONTAL PEAK AND AVERAGE DATA

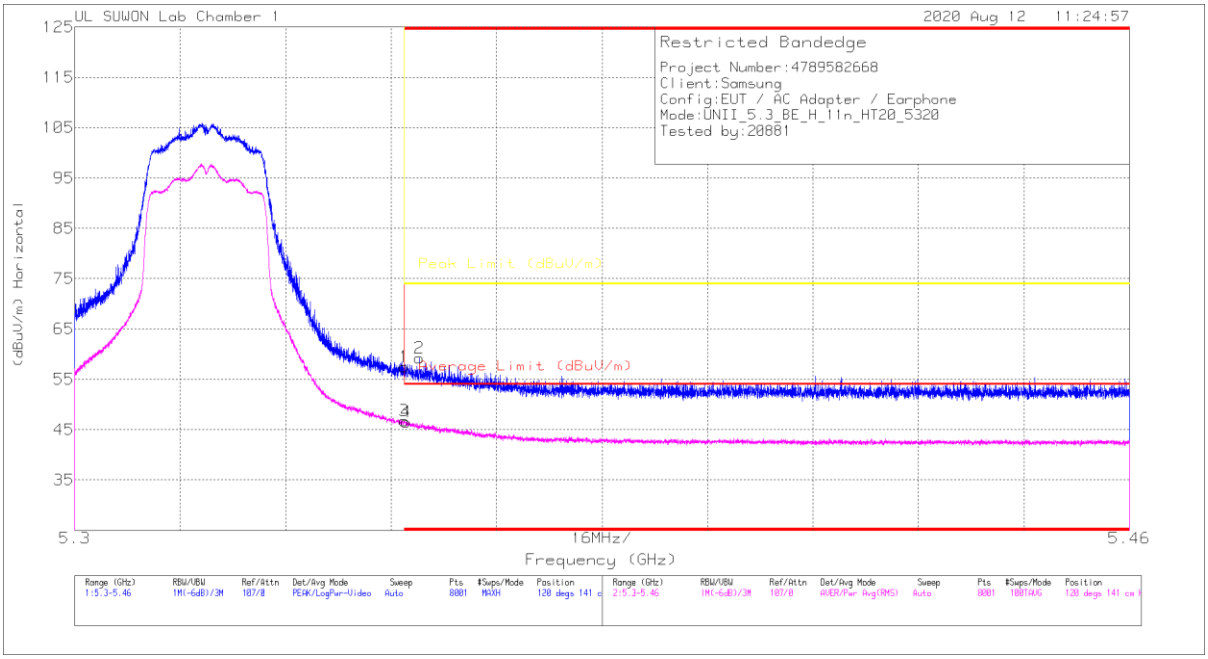

Trace Markers

Marker	Frequency (GHz)	Meter Reading (dBuV)	Det	3117_00218957	10dB_ATT[dB]	DC Corr (dB)	Corrected Reading (dBuV/m)	Average Limit (dBuV/m)	Margin (dB)	Peak Limit (dBuV/m)	PK Margin (dB)	Azimuth (Degs)	Height (cm)	Polarity
1	* 5.35002	44.22	Pk	34.9	-21.6	0	57.52	-	-	74	-16.48	120	141	H
2	* 5.35226	46.04	Pk	34.9	-21.7	0	59.24	-	-	74	-14.76	120	141	H
3	* 5.35002	33.49	RMS	34.9	-21.6	0	46.79	54	-7.21	-	-	120	141	H
4	* 5.35024	33.27	RMS	34.9	-21.6	0	46.57	54	-7.43	-	-	120	141	H

* - indicates frequency in CFR47 Pt 15 / IC RSS-Restricted Band
Pk - Peak detector
RMS - RMS detection

UL Korea, Ltd. Confidential
This report shall not be reproduced except in full, without the written approval of UL Korea, Ltd.

VERTICAL PEAK AND AVERAGE DATA

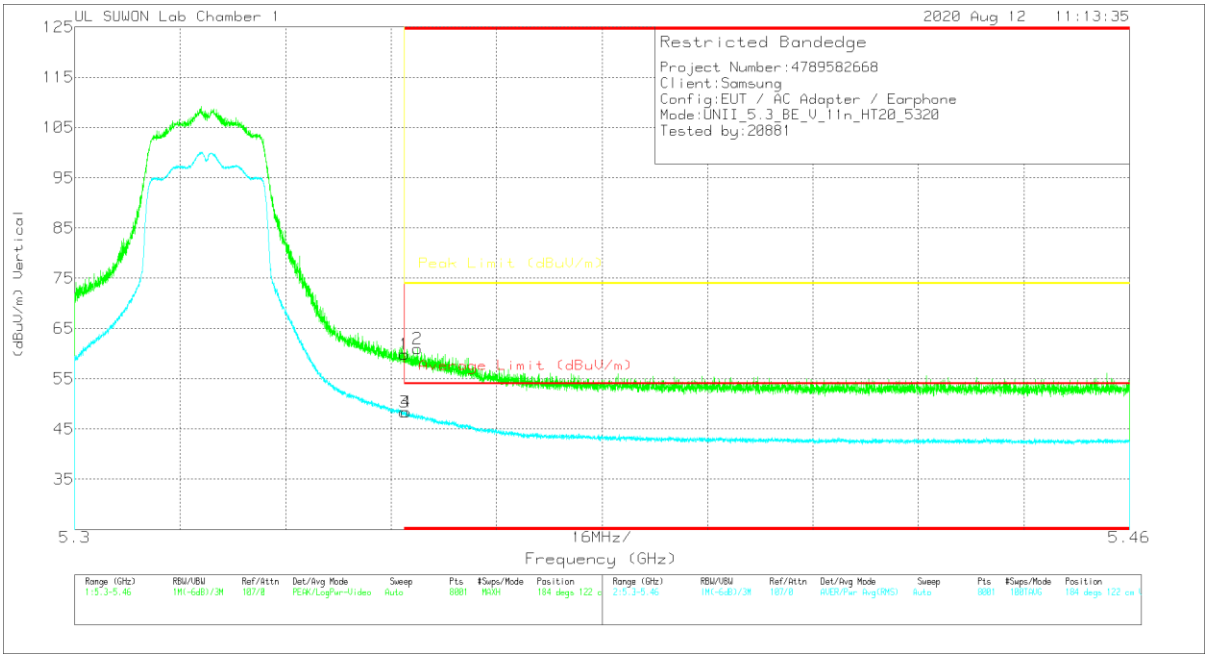

Trace Markers

Marker	Frequency (GHz)	Meter Reading (dBuV)	Det	3117_00218957	10dB_ATT[dB]	DC Corr (dB)	Corrected Reading (dBuV/m)	Average Limit (dBuV/m)	Margin (dB)	Peak Limit (dBuV/m)	PK Margin (dB)	Azimuth (Degs)	Height (cm)	Polarity
1	* 5.35002	46.5	Pk	34.9	-21.6	0	59.8	-	-	74	-14.2	184	122	V
2	* 5.35202	47.66	Pk	34.9	-21.6	0	60.96	-	-	74	-13.04	184	122	V
3	* 5.35002	35.05	RMS	34.9	-21.6	0	48.35	54	-5.65	-	-	184	122	V
4	* 5.35024	35.04	RMS	34.9	-21.6	0	48.34	54	-5.66	-	-	184	122	V

* - indicates frequency in CFR47 Pt 15 / IC RSS-Restricted Band
Pk - Peak detector
RMS - RMS detection

UL Korea, Ltd. Suwon Laboratory FORM ID: FCC_15E(04)
218 Maeyeong-ro, Yeongtong-gu, Suwon-si, Gyeonggi-do, 16675, Korea TEL: (031) 337-9902 FAX: (031) 213-5433
UL Korea, Ltd. Confidential
This report shall not be reproduced except in full, without the written approval of UL Korea, Ltd.

HARMONICS AND SPURIOUS EMISSIONS

LOW CHANNEL HORIZONTAL

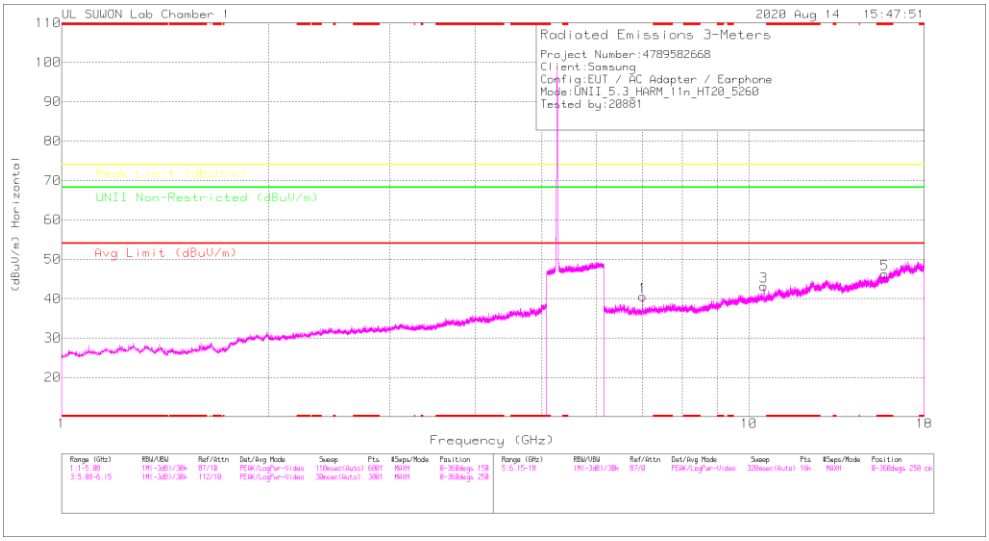

LOW CHANNEL VERTICAL

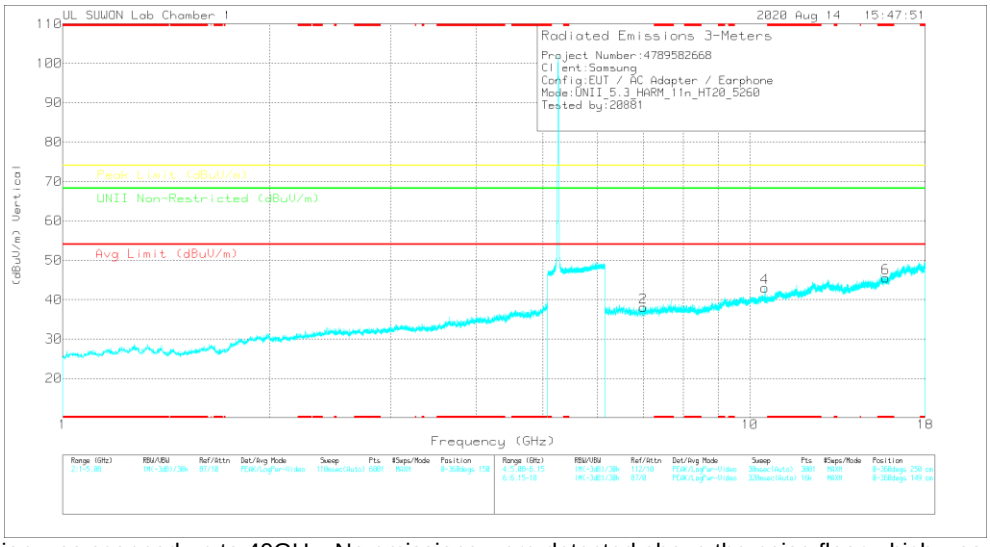

Note: Emission was scanned up to 40GHz; No emissions were detected above the noise floor which was at least 20dB below the specification limit.

LOW CHANNEL DATA

Radiated Emissions

Frequency (GHz)	Meter Reading (dBuV)	Det	3117_00218957	6GHz_HPf[dB]	DC Corr (dB)	Corrected Reading (dBuV/m)	Avg Limit (dBuV/m)	Margin (dB)	Peak Limit (dBuV/m)	Margin (dB)	UNII Non-Restricted (dBuV/m)	Margin (dB)	Azimuth (Degs)	Height (cm)	Polarity
7.01345	40.78	PK-U	36	-27.7	0	49.08	-	-	-	-	68.2	-19.12	190	231	H
7.01313	39.71	PK-U	36	-27.7	0	48.01	-	-	-	-	68.2	-20.19	347	118	V
10.51894	39.85	PK-U	37.6	-22.6	0	54.85	-	-	-	-	68.2	-13.35	153	114	H
10.51858	39.8	PK-U	37.6	-22.6	0	54.8	-	-	-	-	68.2	-13.4	182	192	V
* 15.76232	36.26	PK-U	40.7	-21.1	0	55.86	-	-	74	-18.14	-	-	0	100	H
* 15.77931	36.26	PK-U	40.7	-21.2	0	55.76	-	-	74	-18.24	-	-	0	100	V
* 15.7629	24.22	ADR	40.7	-21.1	0	43.82	54	-10.18	-	-	-	-	0	100	H
* 15.7634	24.28	ADR	40.7	-21.1	0	43.88	54	-10.12	-	-	-	-	0	100	V

* - indicates frequency in CFR47 Pt 15 / IC RSS-Restricted Band

PK-U - U-NII: Maximum Peak

ADR - U-NII AD primary method, RMS average

UL Korea, Ltd. Suwon Laboratory FORM ID: FCC_15E(04)
218 Maeyeong-ro, Yeongtong-gu, Suwon-si, Gyeonggi-do, 16675, Korea TEL: (031) 337-9902 FAX: (031) 213-5433

UL Korea, Ltd. Confidential
This report shall not be reproduced except in full, without the written approval of UL Korea, Ltd.

MID CHANNEL HORIZONTAL

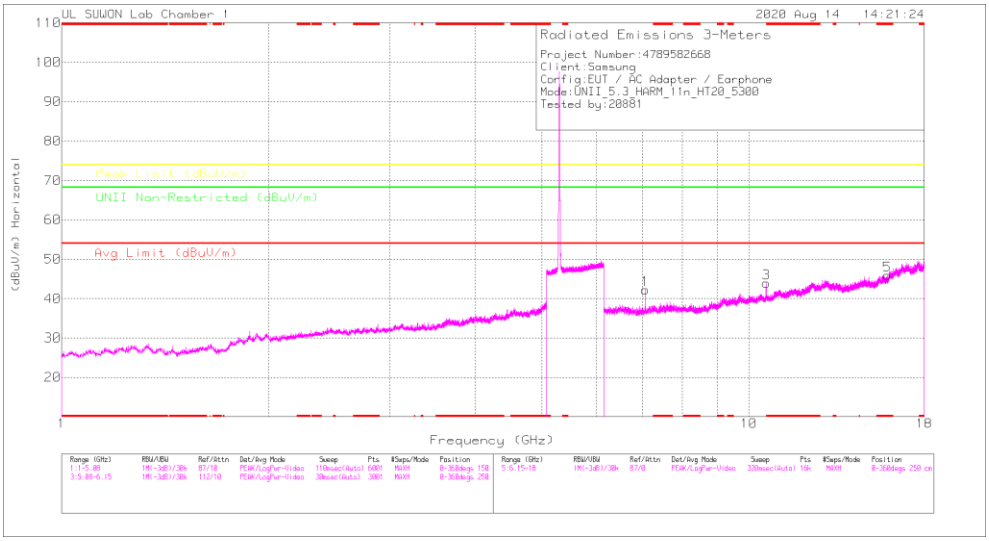

MID CHANNEL VERTICAL

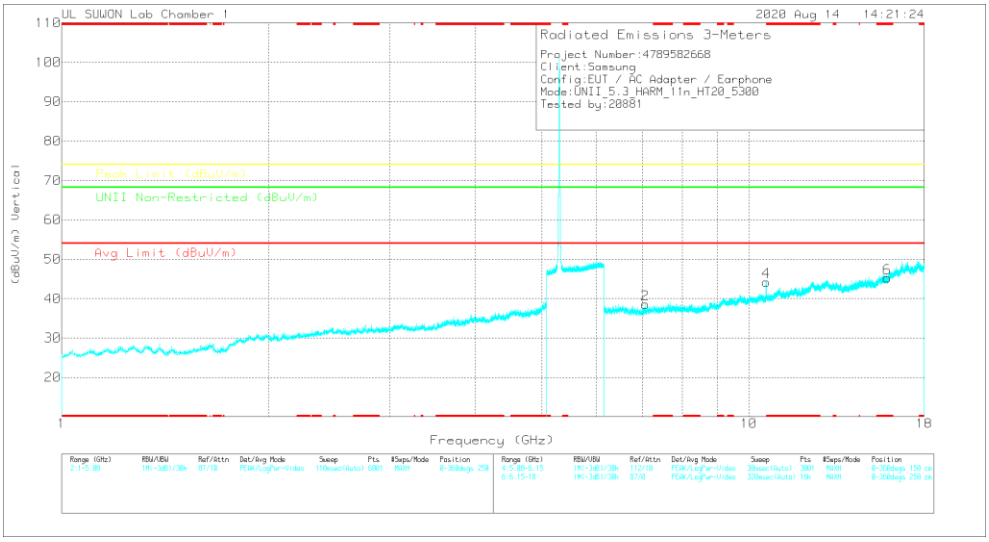

Note: Emission was scanned up to 40GHz; No emissions were detected above the noise floor which was at least 20dB below the specification limit.

MID CHANNEL DATA

Radiated Emissions

Frequency (GHz)	Meter Reading (dBuV)	Det	3117_00218957	6GHz_HP[dB]	DC Corr (dB)	Corrected Reading (dBuV/m)	Avg Limit (dBuV/m)	Margin (dB)	Peak Limit (dBuV/m)	Margin (dB)	UNII Non-Restricted (dBuV/m)	Margin (dB)	Azimuth (Degs)	Height (cm)	Polarity
7.06698	41.77	PK-U	36	-27.8	0	49.97	-	-	-	-	68.2	-18.23	193	272	H
7.06682	40.29	PK-U	36	-27.8	0	48.49	-	-	-	-	68.2	-19.71	212	100	V
*10.6001	38.14	PK-U	37.7	-22.8	0	53.04	-	-	-	-	68.2	-15.16	158	109	H
*10.6001	27.33	ADR	37.7	-22.8	0	42.23	54	-11.77	-	-	-	-	158	109	H
* 10.6021	38.9	PK-U	37.7	-22.8	0	53.8	-	-	74	-20.2	-	-	196	383	V
*10.6012	27.13	ADR	37.7	-22.8	0	42.03	54	-11.97	-	-	-	-	196	383	V
* 15.89541	35.96	PK-U	40.8	-21.1	0	55.66	-	-	74	-18.34	-	-	0	100	H
* 15.89619	36.08	PK-U	40.8	-21.1	0	55.78	-	-	74	-18.22	-	-	0	100	V
* 15.8961	24.29	ADR	40.8	-21.1	0	43.99	54	-10.01	-	-	-	-	0	100	H
* 15.8935	24.21	ADR	40.8	-21.2	0	43.81	54	-10.19	-	-	-	-	0	100	V

* - indicates frequency in CFR47 Pt 15 / IC RSS-Restricted Band

PK-U - U-NII: Maximum Peak

ADR - U-NII AD primary method, RMS average

UL Korea, Ltd. Suwon Laboratory FORM ID: FCC_15E(04)
218 Maeyeong-ro, Yeongtong-gu, Suwon-si, Gyeonggi-do, 16675, Korea TEL: (031) 337-9902 FAX: (031) 213-5433

UL Korea, Ltd. Confidential
This report shall not be reproduced except in full, without the written approval of UL Korea, Ltd.

HIGH CHANNEL HORIZONTAL

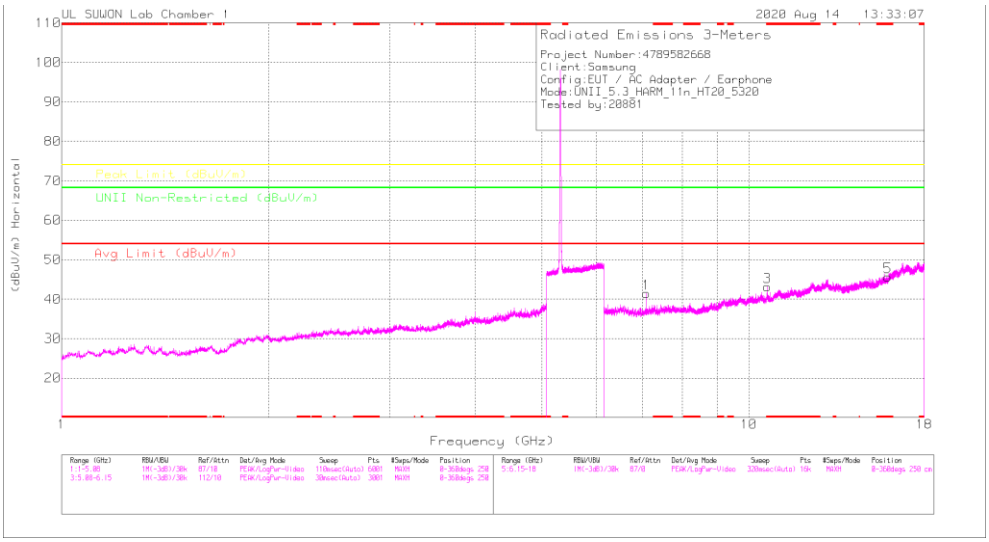

HIGH CHANNEL VERTICAL

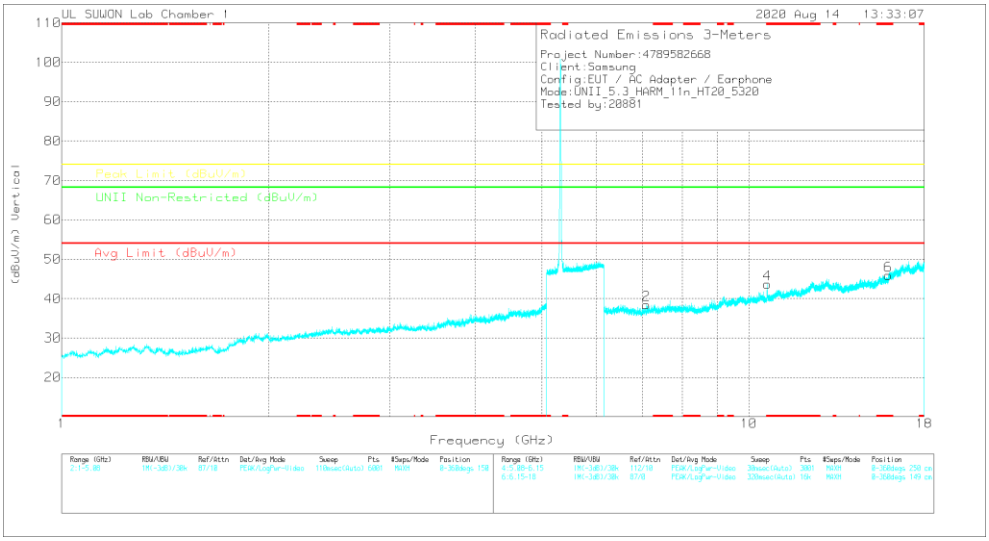

Note: Emission was scanned up to 40GHz; No emissions were detected above the noise floor which was at least 20dB below the specification limit.

HIGH CHANNEL DATA

Radiated Emissions

Frequency (GHz)	Meter Reading (dBuV)	Det	3117_00218957	6GHz_HP[dB]	DC Corr (dB)	Corrected Reading (dBuV/m)	Avg Limit (dBuV/m)	Margin (dB)	Peak Limit (dBuV/m)	Margin (dB)	UNII Non-Restricted (dBuV/m)	Margin (dB)	Azimuth (Degs)	Height (cm)	Polarity
7.09312	41.73	PK-U	36	-28.2	0	49.53	-	-	-	-	68.2	-18.67	202	259	H
7.09352	40.82	PK-U	36	-28.2	0	48.62	-	-	-	-	68.2	-19.58	212	113	V
* 10.63441	39.53	PK-U	37.7	-22.2	0	55.03	-	-	74	-18.97	-	-	122	373	H
* 10.64001	28.43	ADR	37.7	-22.1	0	44.03	54	-9.97	-	-	-	-	122	373	H
* 10.64117	40.05	PK-U	37.7	-22.1	0	55.65	-	-	74	-18.35	-	-	168	389	V
* 10.63861	27.64	ADR	37.7	-22.2	0	43.14	54	-10.86	-	-	-	-	168	389	V
* 15.94072	36.33	PK-U	40.9	-21.1	0	56.13	-	-	74	-17.87	-	-	0	100	H
* 15.94246	35.66	PK-U	40.9	-21	0	55.56	-	-	74	-18.44	-	-	0	100	V
* 15.9417	23.96	ADR	40.9	-21.1	0	43.76	54	-10.24	-	-	-	-	0	100	H
* 15.9422	23.92	ADR	40.9	-21.1	0	43.72	54	-10.28	-	-	-	-	0	100	V

* - indicates frequency in CFR47 Pt 15 / IC RSS-Restricted Band
PK-U - U-NII: Maximum Peak
ADR - U-NII AD primary method, RMS average

UL Korea, Ltd. Suwon Laboratory FORM ID: FCC_15E(04)
218 Maeyeong-ro, Yeongtong-gu, Suwon-si, Gyeonggi-do, 16675, Korea TEL: (031) 337-9902 FAX: (031) 213-5433
UL Korea, Ltd. Confidential
This report shall not be reproduced except in full, without the written approval of UL Korea, Ltd.

11.2.3. TX ABOVE 1GHz 802.11n HT40 1Tx MODE IN THE 5.3GHz BAND

RESTRICTED BANDEDGE (HIGH CHANNEL)

HORIZONTAL PEAK AND AVERAGE DATA

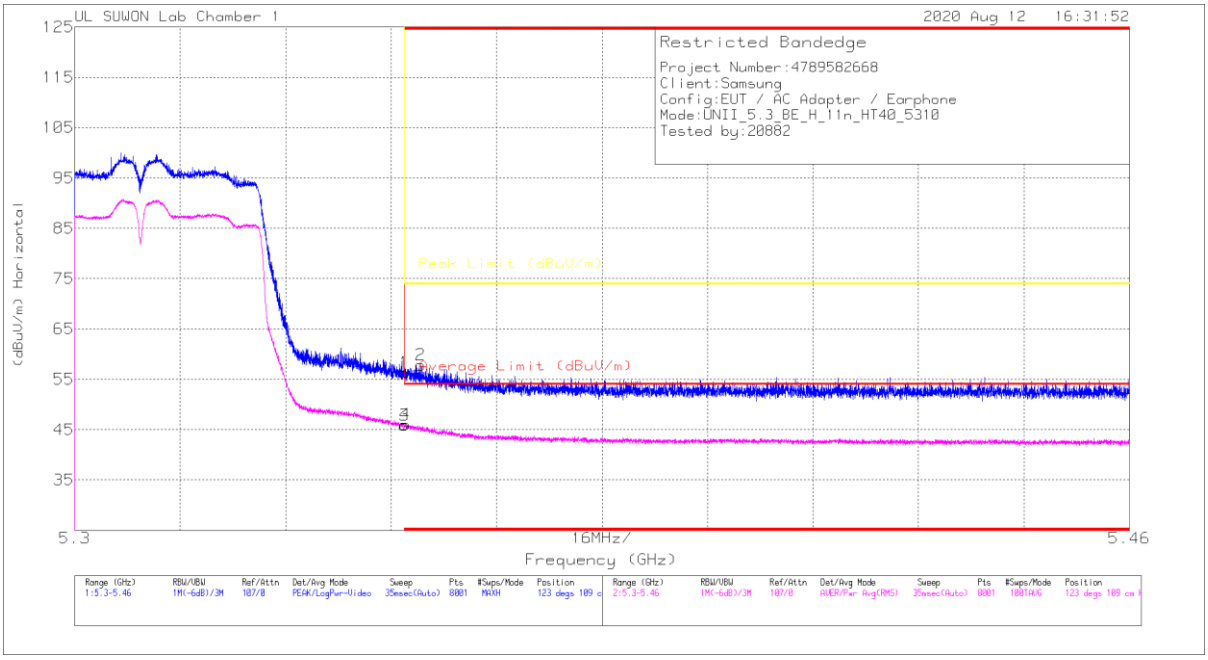

Trace Markers

Marker	Frequency (GHz)	Meter Reading (dBuV)	Det	3117_00218957	10dB_ATT[dB]	DC Corr (dB)	Corrected Reading (dBuV/m)	Average Limit (dBuV/m)	Margin (dB)	Peak Limit (dBuV/m)	PK Margin (dB)	Azimuth (Degs)	Height (cm)	Polarity
1	* 5.35002	43.07	Pk	34.9	-21.6	0	56.37	-	-	74	-17.63	123	109	H
2	* 5.35244	44.5	Pk	34.9	-21.6	0	57.8	-	-	74	-16.2	123	109	H
3	* 5.35002	32.59	RMS	34.9	-21.6	0	45.89	54	-8.11	-	-	123	109	H
4	* 5.35014	32.69	RMS	34.9	-21.6	0	45.99	54	-8.01	-	-	123	109	H

* - indicates frequency in CFR47 Pt 15 / IC RSS-Restricted Band
Pk - Peak detector
RMS - RMS detection

UL Korea, Ltd. Confidential
This report shall not be reproduced except in full, without the written approval of UL Korea, Ltd.

VERTICAL PEAK AND AVERAGE DATA

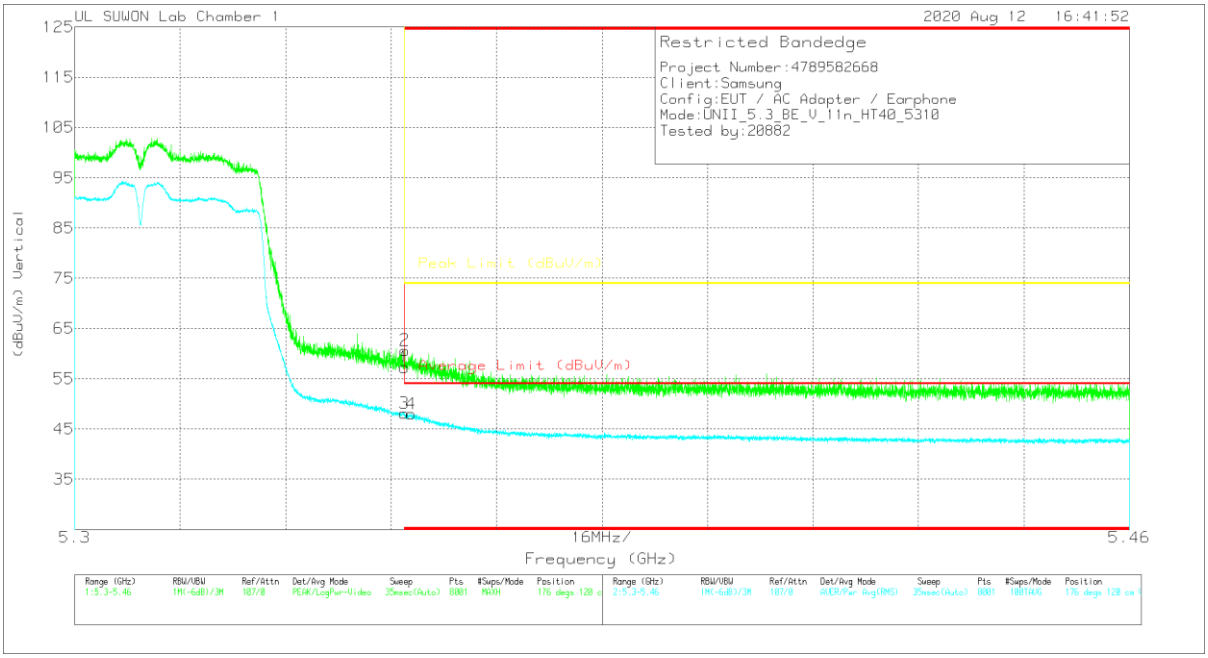

Trace Markers

Marker	Frequency (GHz)	Meter Reading (dBuV)	Det	3117_00218957	10dB_ATT[dB]	DC Corr (dB)	Corrected Reading (dBuV/m)	Average Limit (dBuV/m)	Margin (dB)	Peak Limit (dBuV/m)	PK Margin (dB)	Azimuth (Degs)	Height (cm)	Polarity
1	* 5.35002	44	Pk	34.9	-21.6	0	57.3	-	-	74	-16.7	176	120	V
2	* 5.3501	47.36	Pk	34.9	-21.6	0	60.66	-	-	74	-13.34	176	120	V
3	* 5.35002	34.81	RMS	34.9	-21.6	0	48.11	54	-5.89	-	-	176	120	V
4	* 5.351	34.68	RMS	34.9	-21.6	0	47.98	54	-6.02	-	-	176	120	V

* - indicates frequency in CFR47 Pt 15 / IC RSS-Restricted Band
Pk - Peak detector
RMS - RMS detection

UL Korea, Ltd. Suwon Laboratory FORM ID: FCC_15E(04)
218 Maeyeong-ro, Yeongtong-gu, Suwon-si, Gyeonggi-do, 16675, Korea TEL: (031) 337-9902 FAX: (031) 213-5433
UL Korea, Ltd. Confidential
This report shall not be reproduced except in full, without the written approval of UL Korea, Ltd.

HARMONICS AND SPURIOUS EMISSIONS

LOW CHANNEL HORIZONTAL

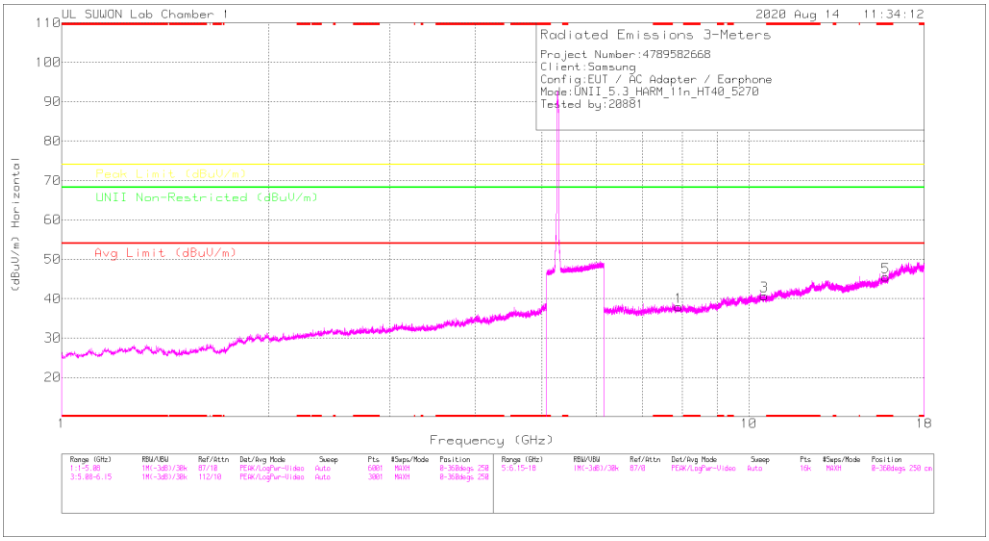

LOW CHANNEL VERTICAL

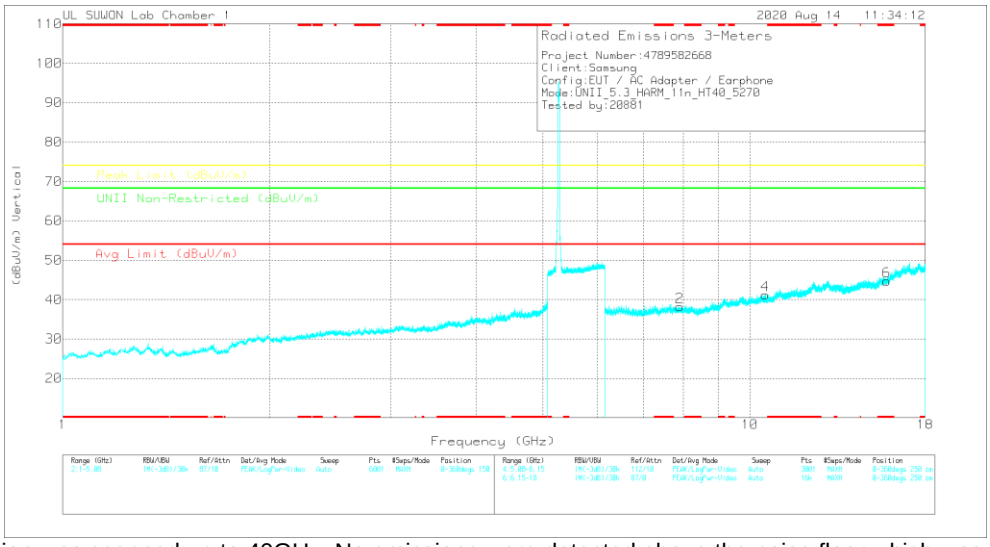

Note: Emission was scanned up to 40GHz; No emissions were detected above the noise floor which was at least 20dB below the specification limit.

LOW CHANNEL DATA

Radiated Emissions

Frequency (GHz)	Meter Reading (dBuV)	Det	3117_00218957	6GHz_HP[dB]	DC Corr (dB)	Corrected Reading (dBuV/m)	Avg Limit (dBuV/m)	Margin (dB)	Peak Limit (dBuV/m)	Margin (dB)	UNII Non-Restricted (dBuV/m)	Margin (dB)	Azimuth (Degs)	Height (cm)	Polarity
7.90878	38.74	PK-U	36.1	-26.5	0	48.34	-	-	-	-	68.2	-19.86	360	100	H
7.90331	39.33	PK-U	36.1	-26.6	0	48.83	-	-	-	-	68.2	-19.37	360	100	V
10.53815	36.02	PK-U	37.6	-23	0	50.62	-	-	-	-	68.2	-17.58	360	100	H
10.53919	35.97	PK-U	37.6	-22.9	0	50.67	-	-	-	-	68.2	-17.53	360	100	V
* 15.80914	36.22	PK-U	40.7	-21.3	0	55.62	-	-	74	-18.38	-	-	360	100	H
* 15.81035	35.82	PK-U	40.7	-21.3	0	55.22	-	-	74	-18.78	-	-	360	100	V
* 15.8091	24.14	ADR	40.7	-21.3	0	43.54	54	-10.46	-	-	-	-	360	100	H
* 15.8093	24.12	ADR	40.7	-21.3	0	43.52	54	-10.48	-	-	-	-	360	100	V

* - indicates frequency in CFR47 Pt 15 / IC RSS-Restricted Band

PK-U - U-NII: Maximum Peak

ADR - U-NII AD primary method, RMS average

UL Korea, Ltd. Suwon Laboratory FORM ID: FCC_15E(04)
218 Maeyeong-ro, Yeongtong-gu, Suwon-si, Gyeonggi-do, 16675, Korea TEL: (031) 337-9902 FAX: (031) 213-5433

UL Korea, Ltd. Confidential
This report shall not be reproduced except in full, without the written approval of UL Korea, Ltd.

HIGH CHANNEL HORIZONTAL

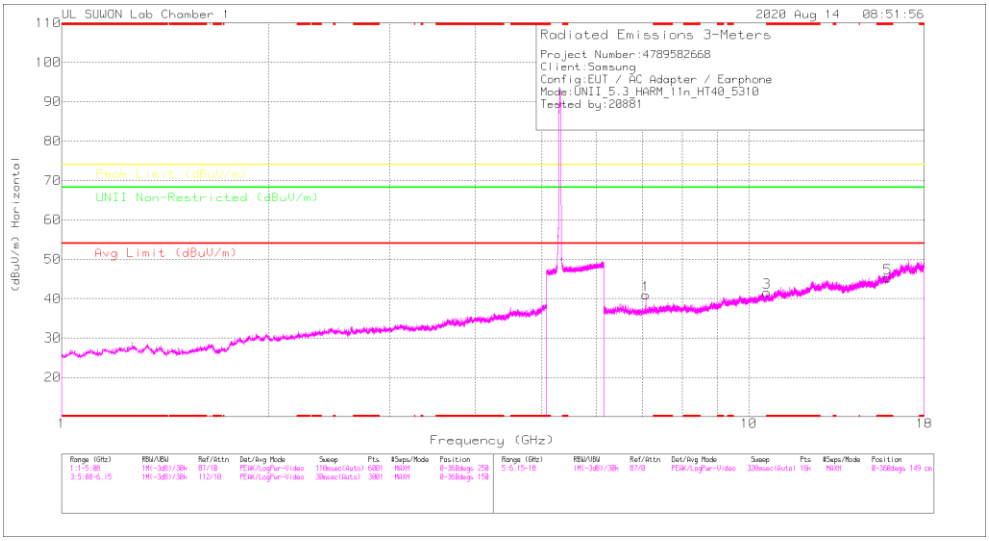

HIGH CHANNEL VERTICAL

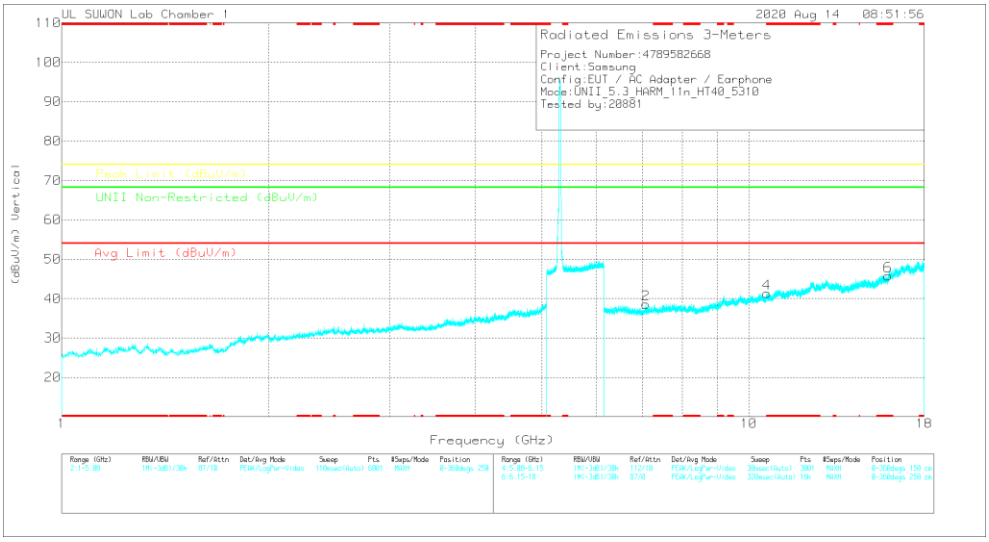

Note: Emission was scanned up to 40GHz; No emissions were detected above the noise floor which was at least 20dB below the specification limit.

HIGH CHANNEL DATA

Radiated Emissions

Frequency (GHz)	Meter Reading (dBuV)	Det	3117_00218957	6GHz_HP[dB]	DC Corr (dB)	Corrected Reading (dBuV/m)	Avg Limit (dBuV/m)	Margin (dB)	Peak Limit (dBuV/m)	Margin (dB)	UNII Non-Restricted (dBuV/m)	Margin (dB)	Azimuth (Degs)	Height (cm)	Polarity
7.08007	41.79	PK-U	36	-28.1	0	49.69	-	-	-	-	68.2	-18.51	195	253	H
7.07995	33.46	ADR	36	-28	0	41.46	54	-12.54	-	-	-	-	195	253	H
7.07955	40.65	PK-U	36	-28	0	48.65	-	-	-	-	68.2	-19.55	200	100	V
7.07999	30.15	ADR	36	-28	0	38.15	54	-15.85	-	-	-	-	200	100	V
* 10.62349	35.43	PK-U	37.7	-22.3	0	50.83	-	-	74	-23.17	-	-	0	100	H
* 10.62194	35.75	PK-U	37.7	-22.3	0	51.15	-	-	74	-22.85	-	-	0	100	V
* 15.94328	35.77	PK-U	40.9	-21	0	55.67	-	-	74	-18.33	-	-	0	100	H
* 15.94201	35.88	PK-U	40.9	-21.1	0	55.68	-	-	74	-18.32	-	-	0	100	V
* 15.9414	23.99	ADR	40.9	-21.1	0	43.79	54	-10.21	-	-	-	-	0	100	H
* 15.9434	23.94	ADR	40.9	-21	0	43.84	54	-10.16	-	-	-	-	0	100	V

* - indicates frequency in CFR47 Pt 15 / IC RSS-Restricted Band

PK-U - U-NII: Maximum Peak

ADR - U-NII AD primary method, RMS average

UL Korea, Ltd. Suwon Laboratory FORM ID: FCC_15E(04)
218 Maeyeong-ro, Yeongtong-gu, Suwon-si, Gyeonggi-do, 16675, Korea TEL: (031) 337-9902 FAX: (031) 213-5433

UL Korea, Ltd. Confidential
This report shall not be reproduced except in full, without the written approval of UL Korea, Ltd.

11.2.4. TX ABOVE 1GHz 802.11ac VHT80 1Tx MODE IN THE 5.3GHz BAND

RESTRICTED BANDEDGE (High CHANNEL)

HORIZONTAL PEAK AND AVERAGE DATA

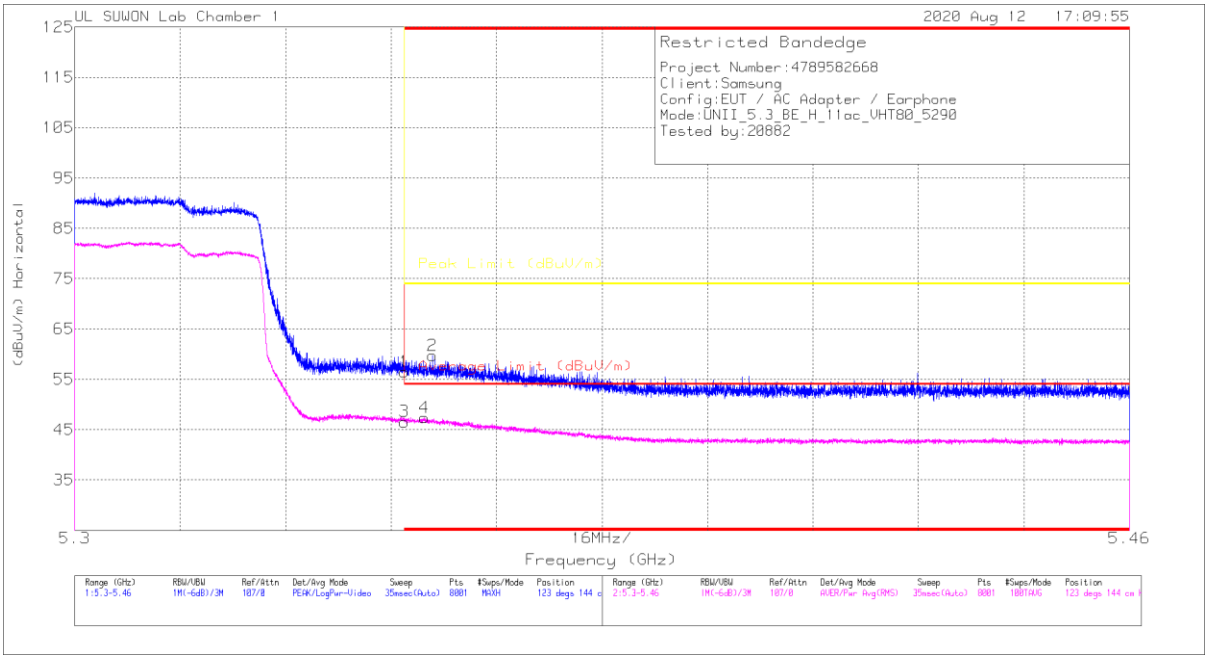

Trace Markers

Marker	Frequency (GHz)	Meter Reading (dBuV)	Det	3117_00218957	10dB_ATT[dB]	DC Corr (dB)	Corrected Reading (dBuV/m)	Average Limit (dBuV/m)	Margin (dB)	Peak Limit (dBuV/m)	PK Margin (dB)	Azimuth (Degs)	Height (cm)	Polarity
1	* 5.35002	43.23	Pk	34.9	-21.6	0	56.53	-	-	74	-17.47	123	144	H
2	* 5.35432	46.32	Pk	34.9	-21.5	0	59.72	-	-	74	-14.28	123	144	H
3	* 5.35002	33.28	RMS	34.9	-21.6	0	46.58	54	-7.42	-	-	123	144	H
4	* 5.35306	34.11	RMS	34.9	-21.6	0	47.41	54	-6.59	-	-	123	144	H

* - indicates frequency in CFR47 Pt 15 / IC RSS-Restricted Band
Pk - Peak detector
RMS - RMS detection

UL Korea, Ltd. Suwon Laboratory FORM ID: FCC_15E(04)
218 Maeyeong-ro, Yeongtong-gu, Suwon-si, Gyeonggi-do, 16675, Korea TEL: (031) 337-9902 FAX: (031) 213-5433
UL Korea, Ltd. Confidential
This report shall not be reproduced except in full, without the written approval of UL Korea, Ltd.

VERTICAL PEAK AND AVERAGE DATA

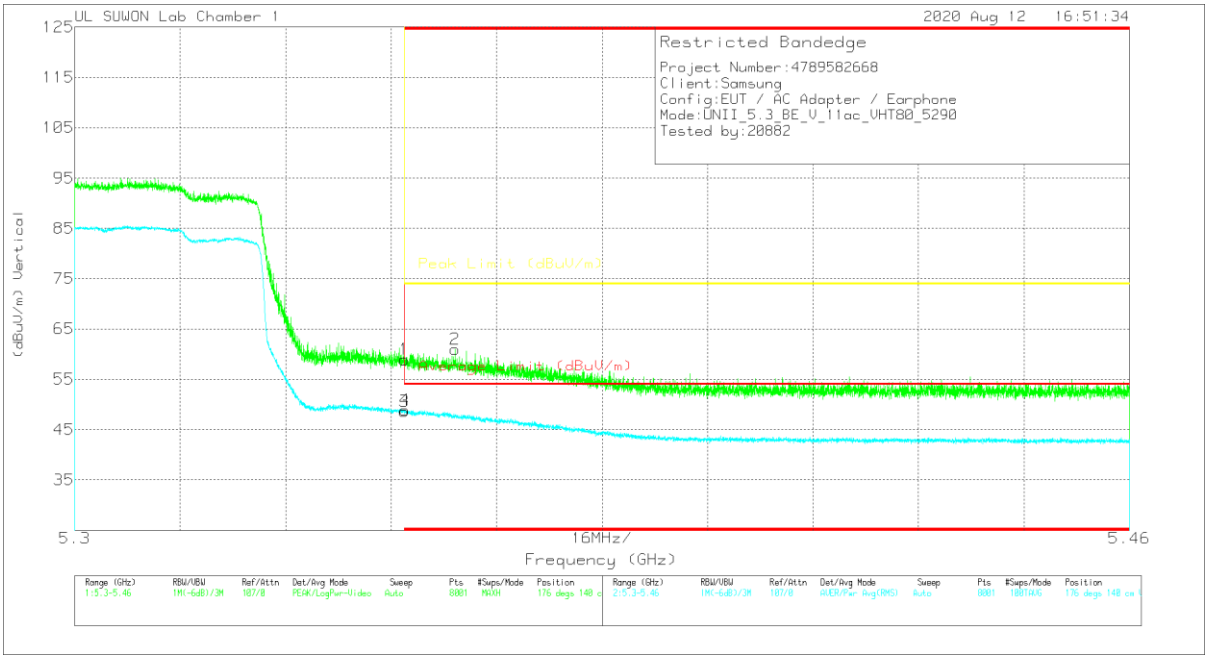

Trace Markers

Marker	Frequency (GHz)	Meter Reading (dBuV)	Det	3117_00218957	10dB_ATT[dB]	DC Corr (dB)	Corrected Reading (dBuV/m)	Average Limit (dBuV/m)	Margin (dB)	Peak Limit (dBuV/m)	PK Margin (dB)	Azimuth (Degs)	Height (cm)	Polarity
1	* 5.35002	45.62	Pk	34.9	-21.6	0	58.92	-	-	74	-15.08	176	140	V
2	* 5.35772	47.52	Pk	34.9	-21.5	0	60.92	-	-	74	-13.08	176	140	V
3	* 5.35002	35.33	RMS	34.9	-21.6	0	48.63	54	-5.37	-	-	176	140	V
4	* 5.35006	35.56	RMS	34.9	-21.6	0	48.86	54	-5.14	-	-	176	140	V

* - indicates frequency in CFR47 Pt 15 / IC RSS-Restricted Band
Pk - Peak detector
RMS - RMS detection

UL Korea, Ltd. Confidential
This report shall not be reproduced except in full, without the written approval of UL Korea, Ltd.