HIGH CHANNEL RESULTS

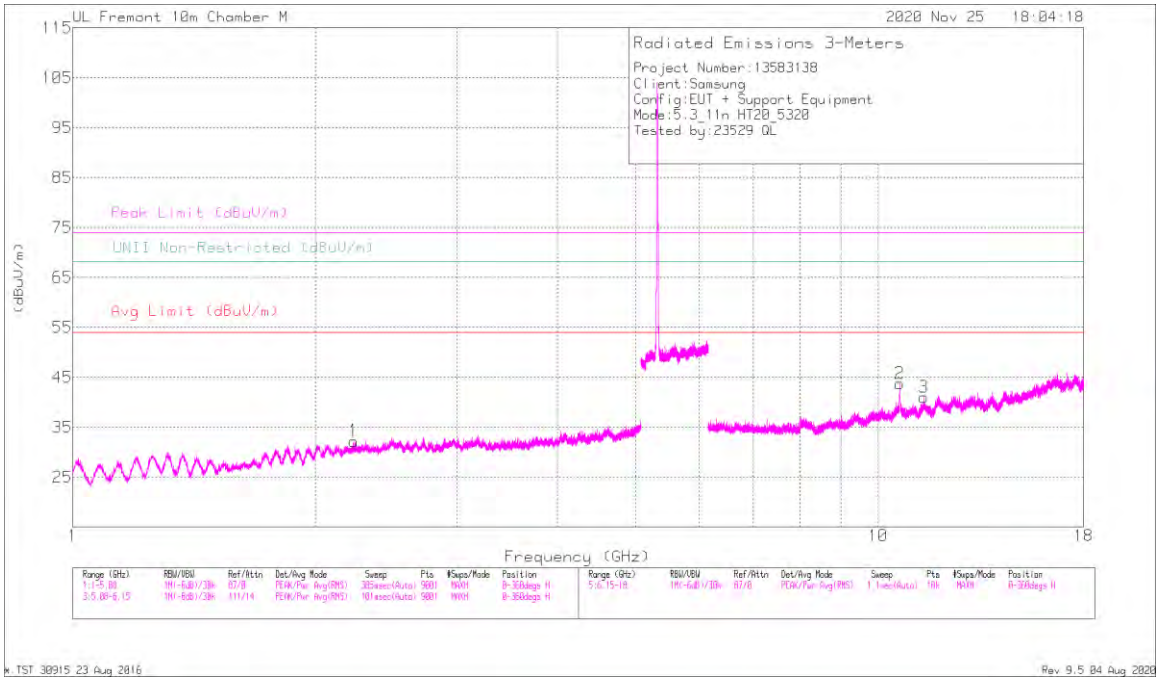

HORIZONTAL

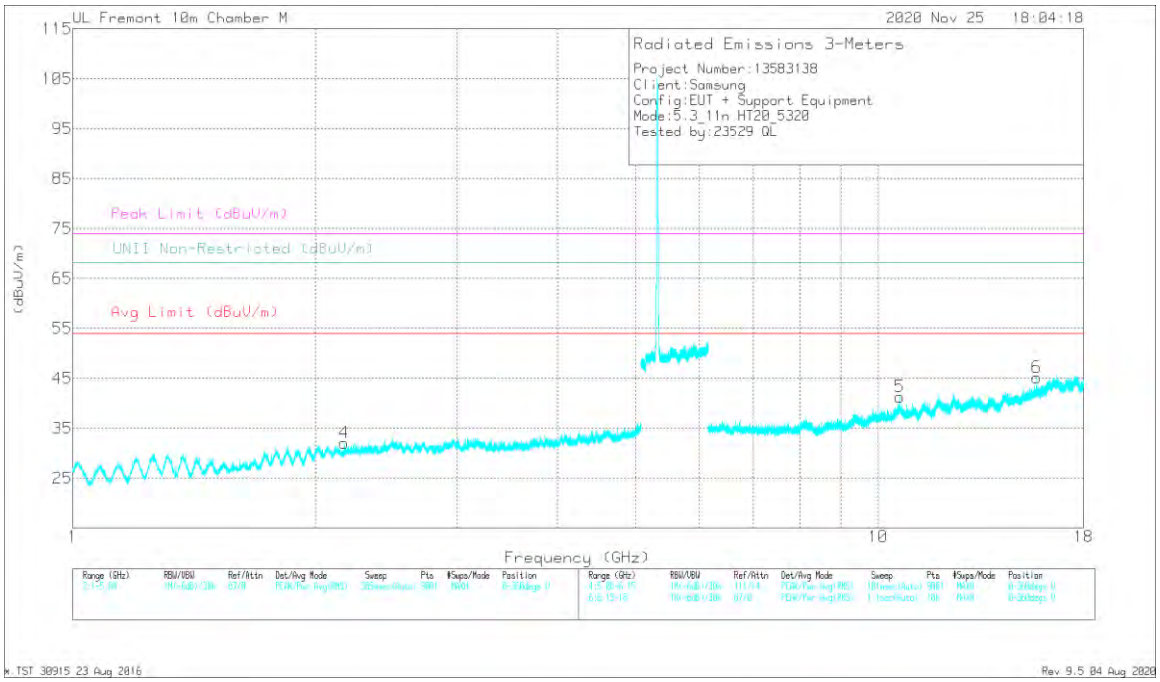

VERTICAL

UL VERIFICATION SERVICES INC.
47173 Benicia Street, Fremont, CA 94538; USA TEL:(510) 319-4000 FAX:(510) 661-0888

This report shall not be reproduced except in full, without the written approval of UL Verification Services Inc.

RADIATED EMISSIONS

Frequency (GHz)	Meter Reading (dBuV)	Det	AF T345 (dB/m)	Amp/Cbl/Fltr/Pad (dB)	DC Corr (dB)	Corrected Reading (dBuV/m)	Avg Limit (dBuV/m)	Margin (dB)	Peak Limit (dBuV/m)	PK Margin (dB)	UNII Non-Restricted (dBuV/m)	PK Margin (dB)	Azimuth (Degs)	Height (cm)	Polarity
2.17259	51.51	PK-U	31.5	-44.9	0	38.11	-	-	-	-	68.2	-30.09	43	274	V
2.23165	52.02	PK-U	31.8	-44.8	0	39.02	-	-	74	-34.98	-	-	0	358	H
2.23189	41	ADR	31.8	-44.8	.12	28.12	54	-25.88	-	-	-	-	0	358	H
10.63799	40.42	ADR	38	-36.6	.12	41.94	54	-12.06	-	-	-	-	271	358	H
10.64038	52.75	PK-U	38	-36.6	0	54.15	-	-	74	-19.85	-	-	271	358	H
10.64202	36.92	ADR	38	-36.6	.12	38.44	54	-15.56	-	-	-	-	243	320	V
10.6429	48.28	PK-U	38	-36.6	0	49.68	-	-	74	-24.32	-	-	243	320	V
11.39706	44.15	PK-U	38.2	-35.5	0	46.85	-	-	74	-27.15	-	-	21	259	H
11.39924	33.67	ADR	38.2	-35.4	.12	36.59	54	-17.41	-	-	-	-	21	259	H
15.74558	42.88	PK-U	40.4	-32.8	0	50.48	-	-	74	-23.52	-	-	179	180	V
15.74708	30.96	ADR	40.4	-32.8	.12	38.68	54	-15.32	-	-	-	-	179	180	V

PK-U - U-NII: Maximum Peak
ADR - U-NII AD primary method, RMS average

UL VERIFICATION SERVICES INC.
47173 Benicia Street, Fremont, CA 94538; USA TEL:(510) 319-4000 FAX:(510) 661-0888
This report shall not be reproduced except in full, without the written approval of UL Verification Services Inc.

10.1.7. TX ABOVE 1 GHz 802.11n HT40 MODE IN THE 5.3 GHz BAND

BANDEDGE (HIGH CHANNEL)

HORIZONTAL RESULT

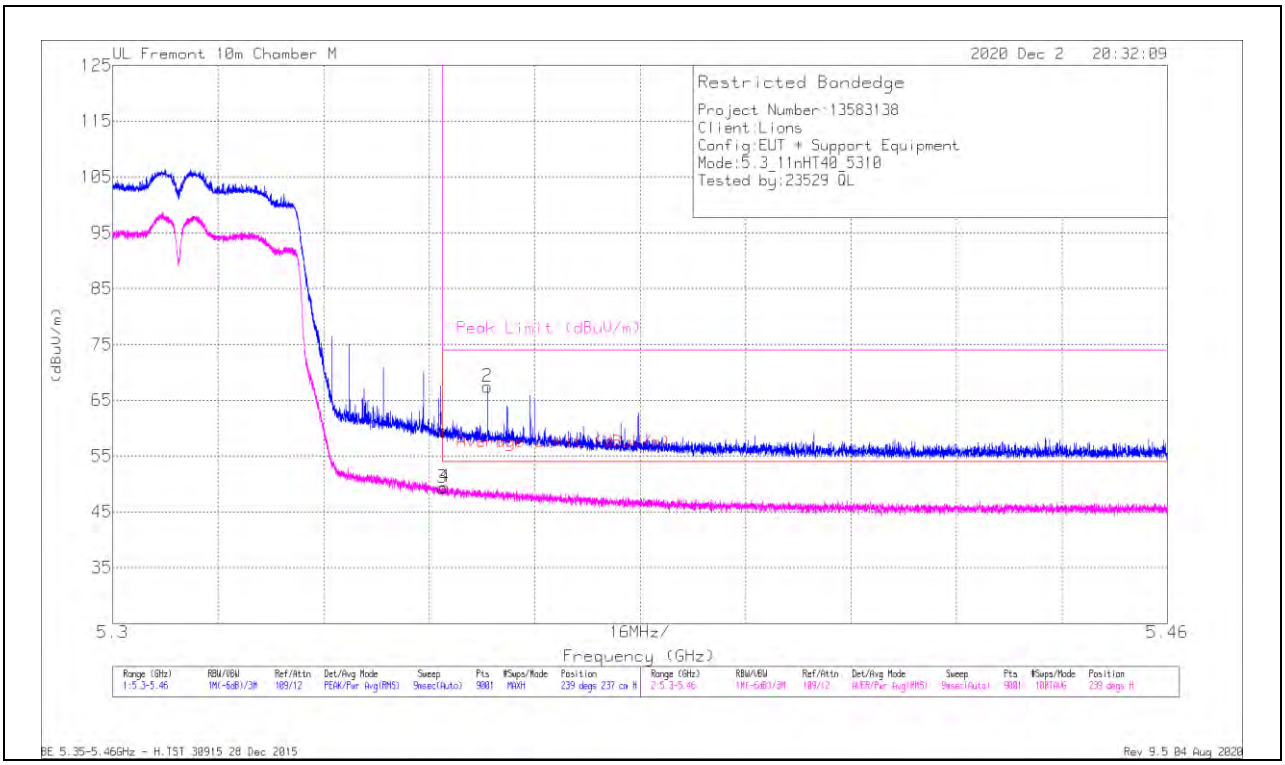

Marker	Frequency (GHz)	Meter Reading (dBuV)	Det	AF T345 (dB/m)	Amp/Cbl/Fltr/Pad (dB)	DC Corr (dB)	Corrected Reading (dBuV/m)	Average Limit (dBuV/m)	Margin (dB)	Peak Limit (dBuV/m)	PK Margin (dB)	Azimuth (Degs)	Height (cm)	Polarity
1	5.35001	36.35	Pk	34.5	-11.2	0	59.65	-	-	74	-14.35	239	237	H
3	5.35001	25.76	RMS	34.5	-11.2	.23	49.29	54	-4.71	-	-	239	237	H
4	5.3504	25.74	RMS	34.5	-11.1	.23	49.37	54	-4.63	-	-	239	237	H
2	5.35684	43.87	Pk	34.5	-11	0	67.37	-	-	74	-6.63	239	237	H

Pk - Peak detector
RMS - RMS detection

UL VERIFICATION SERVICES INC.
47173 Benicia Street, Fremont, CA 94538; USA TEL:(510) 319-4000 FAX:(510) 661-0888

This report shall not be reproduced except in full, without the written approval of UL Verification Services Inc.

VERTICAL RESULT

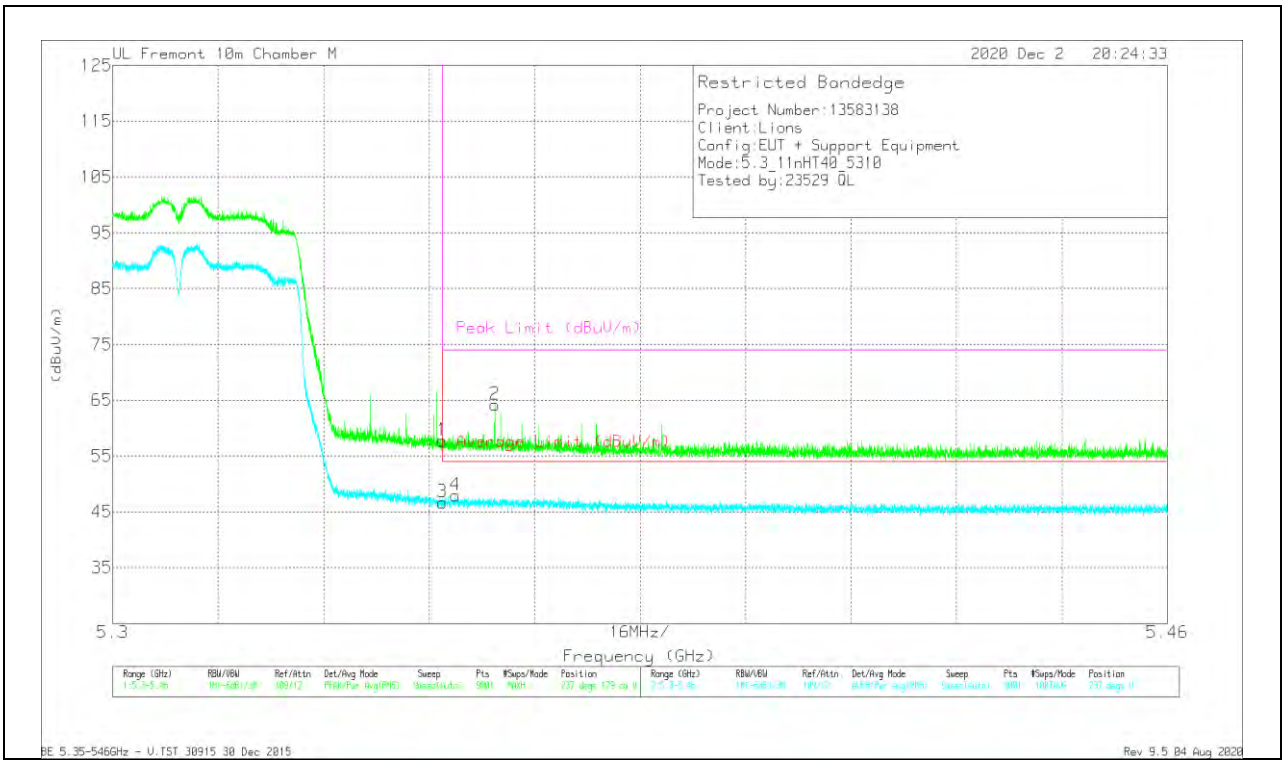

Marker	Frequency (GHz)	Meter Reading (dBuV)	Det	AF T345 (dB/m)	Amp/Cbl/Fltr/Pad (dB)	DC Corr (dB)	Corrected Reading (dBuV/m)	Average Limit (dBuV/m)	Margin (dB)	Peak Limit (dBuV/m)	PK Margin (dB)	Azimuth (Degs)	Height (cm)	Polarity
1	5.35001	34.41	Pk	34.5	-11.2	0	57.71	-	-	74	-16.29	237	179	V
3	5.35001	23.15	RMS	34.5	-11.2	.23	46.68	54	-7.32	-	-	237	179	V
4	5.35197	24.26	RMS	34.5	-11.1	.23	47.89	54	-6.11	-	-	237	179	V
2	5.35794	40.7	Pk	34.5	-11	0	64.2	-	-	74	-9.8	237	179	V

Pk - Peak detector
RMS - RMS detection

UL VERIFICATION SERVICES INC.
47173 Benicia Street, Fremont, CA 94538; USA TEL:(510) 319-4000 FAX:(510) 661-0888

This report shall not be reproduced except in full, without the written approval of UL Verification Services Inc.

HARMONICS AND SPURIOUS EMISSIONS

LOW CHANNEL RESULTS

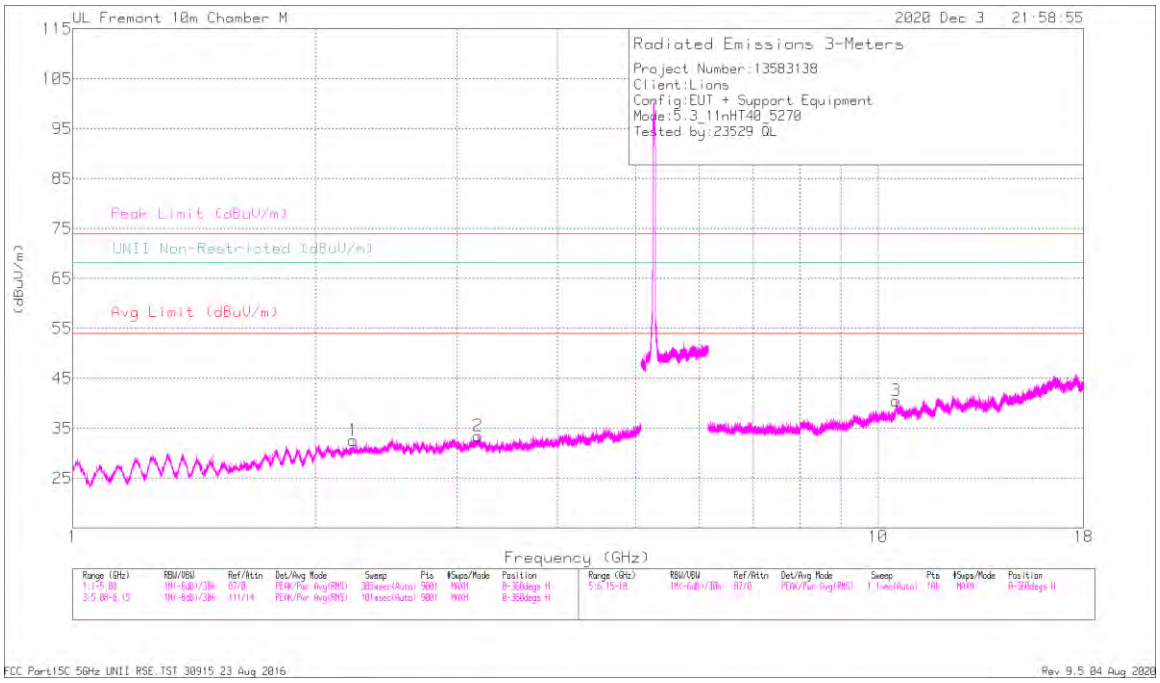

HORIZONTAL

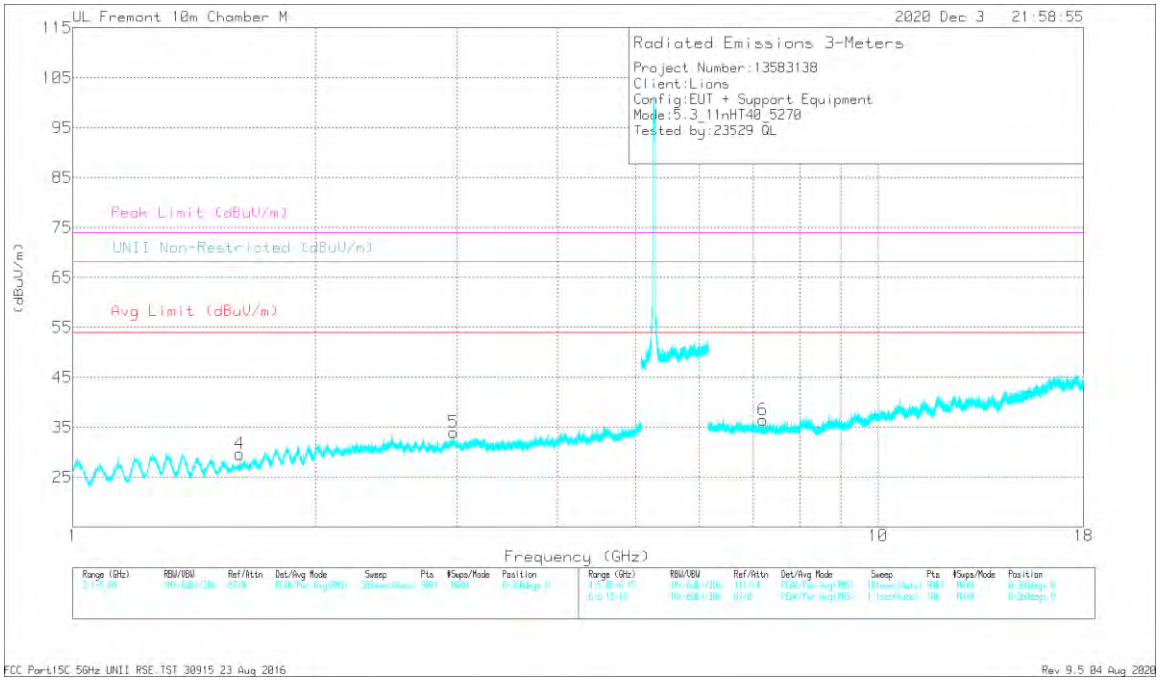

VERTICAL

UL VERIFICATION SERVICES INC.
47173 Benicia Street, Fremont, CA 94538; USA TEL:(510) 319-4000 FAX:(510) 661-0888

This report shall not be reproduced except in full, without the written approval of UL Verification Services Inc.

RADIATED EMISSIONS

Frequency (GHz)	Meter Reading (dBuV)	Det	AF T345 (dB/m)	Amp/Cbl/Fltr/Pad (dB)	DC Corr (dB)	Corrected Reading (dBuV/m)	Avg Limit (dBuV/m)	Margin (dB)	Peak Limit (dBuV/m)	PK Margin (dB)	UNII Non-Restricted (dBuV/m)	PK Margin (dB)	Azimuth (Degs)	Height (cm)	Polarity
1.61207	41.87	ADR	28.5	-45.8	.23	24.8	54	-29.2	-	-	-	-	284	165	V
1.61289	53.16	PK-U	28.5	-45.8	0	35.86	-	-	74	-38.14	-	-	284	165	V
2.22844	40.86	ADR	31.8	-44.8	.23	28.09	54	-25.91	-	-	-	-	23	150	H
2.23086	52.11	PK-U	31.8	-44.8	0	39.11	-	-	74	-34.89	-	-	23	150	H
2.9707	49.87	PK-U	33.1	-42.2	0	40.77	-	-	-	-	68.2	-27.43	77	216	V
3.1875	49.58	PK-U	32.9	-42.2	0	40.28	-	-	-	-	68.2	-27.92	235	116	H
7.19868	45.4	PK-U	35.6	-37.9	0	43.1	-	-	-	-	68.2	-25.1	360	223	V
10.53629	47.79	PK-U	37.9	-36.5	0	49.19	-	-	-	-	68.2	-19.01	279	240	H

PK-U - U-NII: Maximum Peak
ADR - U-NII AD primary method, RMS average

UL VERIFICATION SERVICES INC.
47173 Benicia Street, Fremont, CA 94538; USA TEL:(510) 319-4000 FAX:(510) 661-0888
This report shall not be reproduced except in full, without the written approval of UL Verification Services Inc.

HIGH CHANNEL RESULTS

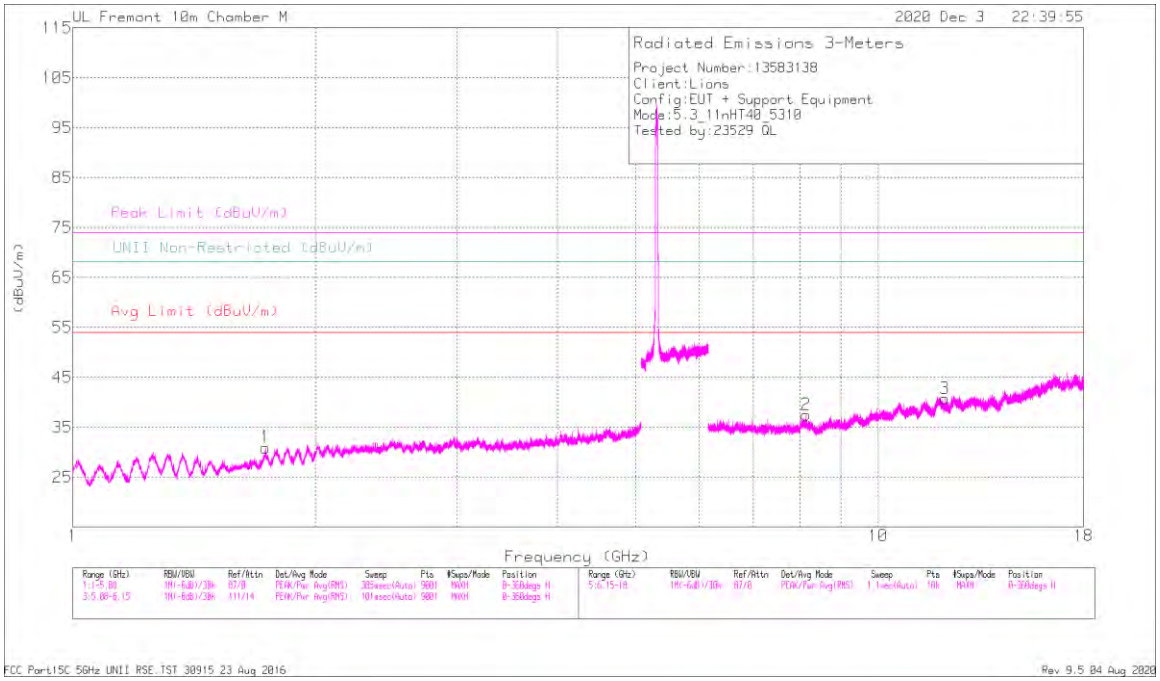

HORIZONTAL

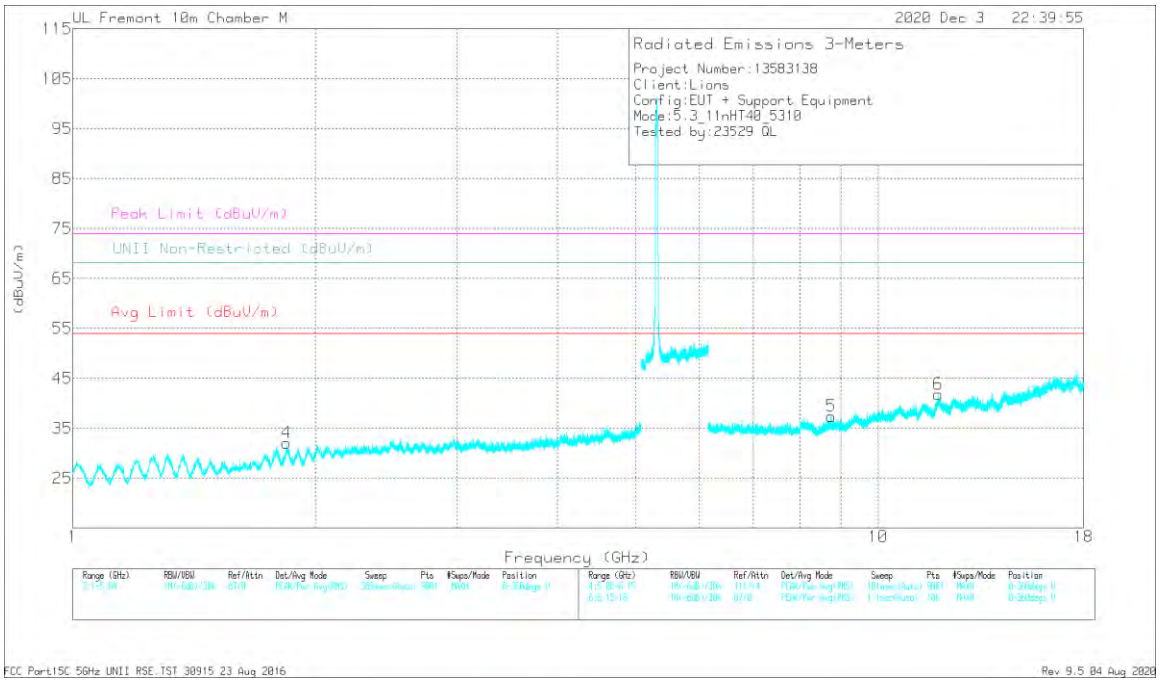

VERTICAL

UL VERIFICATION SERVICES INC.
47173 Benicia Street, Fremont, CA 94538; USA TEL:(510) 319-4000 FAX:(510) 661-0888

This report shall not be reproduced except in full, without the written approval of UL Verification Services Inc.

RADIATED EMISSIONS

Frequency (GHz)	Meter Reading (dBuV)	Det	AF T345 (dB/m)	Amp/Cbl/Fltr/Pad (dB)	DC Corr (dB)	Corrected Reading (dBuV/m)	Avg Limit (dBuV/m)	Margin (dB)	Peak Limit (dBuV/m)	PK Margin (dB)	UNII Non-Restricted (dBuV/m)	PK Margin (dB)	Azimuth (Degs)	Height (cm)	Polarity
1.73675	54.99	PK-U	29.7	-45.9	0	38.79	-	-	-	-	68.2	-29.41	360	97	H
1.84292	53.71	PK-U	30.5	-45.7	0	38.51	-	-	-	-	68.2	-29.69	360	97	V
8.13342	45.33	PK-U	35.7	-37.4	0	43.63	-	-	74	-30.37	-	-	360	97	H
8.13399	34.32	ADR	35.7	-37.4	.23	32.85	54	-21.15	-	-	-	-	360	97	H
8.74396	44.16	PK-U	36	-37	0	43.16	-	-	-	-	68.2	-25.04	360	97	V
8.74468	44.93	PK-U	36	-37	0	43.93	-	-	-	-	68.2	-24.27	360	97	V
8.74585	33.92	ADR	36	-37	.23	33.15	-	-	-	-	-	-	360	97	V
11.87638	43.91	PK-U	38.7	-34.7	0	47.91	-	-	74	-26.09	-	-	360	97	V
11.87974	32.58	ADR	38.7	-34.6	.23	36.91	54	-17.09	-	-	-	-	360	97	V
12.10533	31.89	ADR	39	-34	.23	37.12	54	-16.88	-	-	-	-	360	97	H
12.10544	42.83	PK-U	39	-34	0	47.83	-	-	74	-26.17	-	-	360	97	H

PK-U - U-NII: Maximum Peak
ADR - U-NII AD primary method, RMS average

UL VERIFICATION SERVICES INC.
47173 Benicia Street, Fremont, CA 94538; USA TEL:(510) 319-4000 FAX:(510) 661-0888

This report shall not be reproduced except in full, without the written approval of UL Verification Services Inc.

10.1.8. TX ABOVE 1 GHz 802.11ac VHT80 MODE IN THE 5.3 GHz BAND

BANDEDGE (MID CHANNEL)

HORIZONTAL RESULT

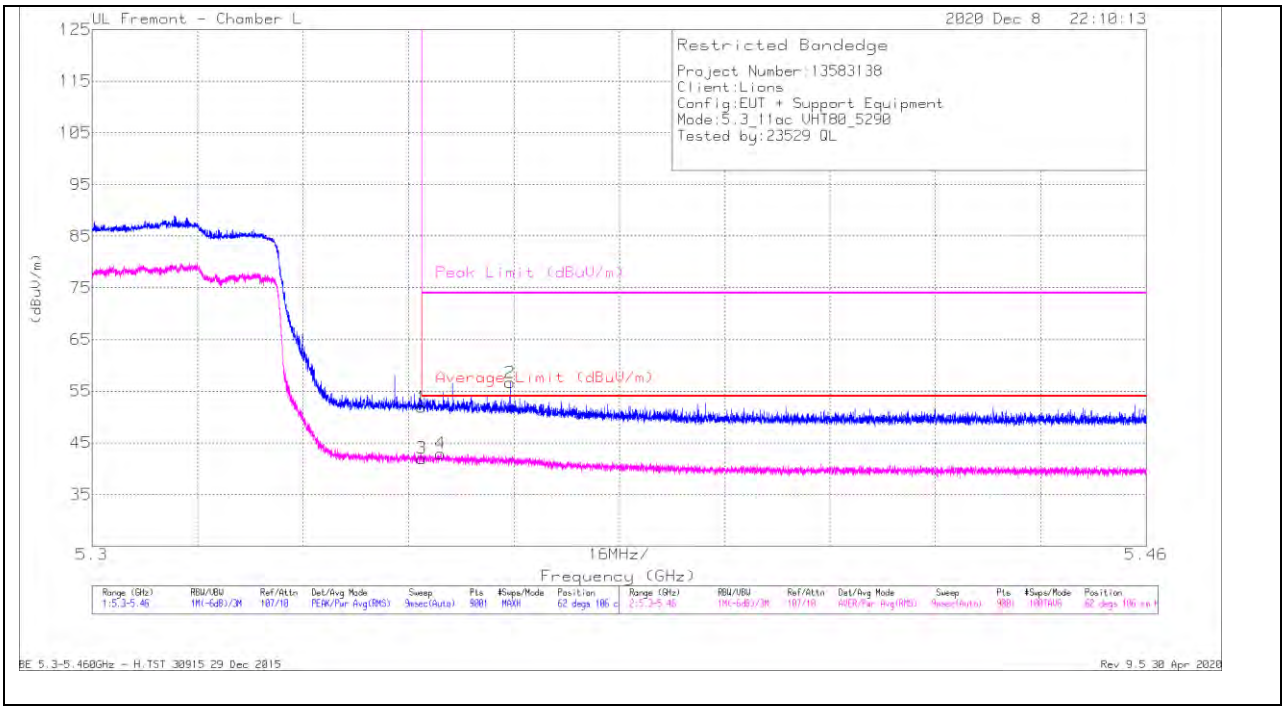

Marker	Frequency (GHz)	Meter Reading (dBuV)	Det	AF 344 (dB/m)	Amp/Cbl/Fltr/Pad (dB)	DC Corr (dB)	Corrected Reading (dBuV/m)	Average Limit (dBuV/m)	Margin (dB)	Peak Limit (dBuV/m)	PK Margin (dB)	Azimuth (Degs)	Height (cm)	Polarity
1	* 5.35001	34.5	Pk	34.5	-17.1	0	51.9	-	-	74	-22.1	62	106	H
2	* 5.36341	39.15	Pk	34.5	-17	0	56.65	-	-	74	-17.35	62	106	H
3	* 5.35001	24.12	RMS	34.5	-17.1	.45	41.97	54	-12.03	-	-	62	106	H
4	* 5.35289	25.05	RMS	34.5	-17.1	.45	42.9	54	-11.1	-	-	62	106	H

* - indicates frequency in CFR47 Pt 15 / IC RSS-Restricted Band
Pk - Peak detector
RMS - RMS detection

UL VERIFICATION SERVICES INC.
47173 Benicia Street, Fremont, CA 94538; USA TEL:(510) 319-4000 FAX:(510) 661-0888
This report shall not be reproduced except in full, without the written approval of UL Verification Services Inc.

VERTICAL RESULT

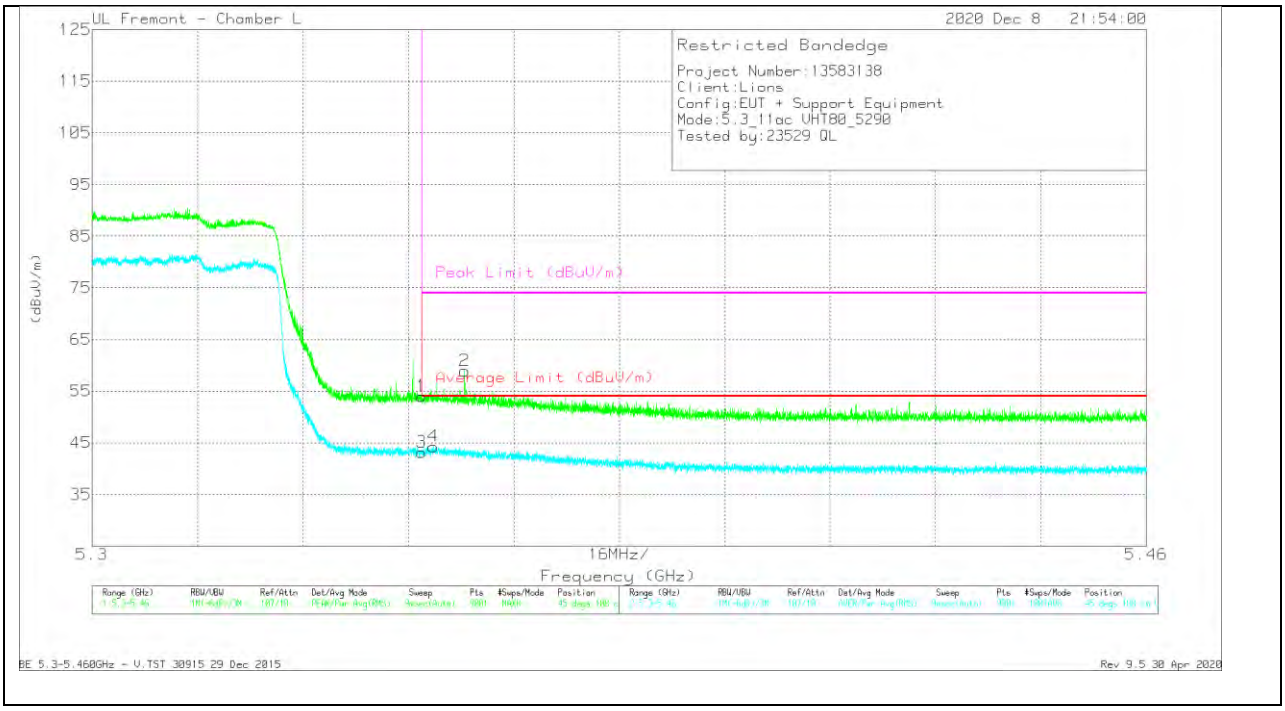

Marker	Frequency (GHz)	Meter Reading (dBuV)	Det	AF 344 (dB/m)	Amp/Cbl/Fltr/Pad (dB)	DC Corr (dB)	Corrected Reading (dBuV/m)	Average Limit (dBuV/m)	Margin (dB)	Peak Limit (dBuV/m)	PK Margin (dB)	Azimuth (Degs)	Height (cm)	Polarity
1	* 5.35001	36.63	Pk	34.5	-17.1	0	54.03	-	-	74	-19.97	45	108	V
2	* 5.35653	41.53	Pk	34.5	-17.1	0	58.93	-	-	74	-15.07	45	108	V
3	* 5.35001	25.33	RMS	34.5	-17.1	.45	43.18	54	-10.82	-	-	45	108	V
4	* 5.35179	26.44	RMS	34.5	-17.1	.45	44.29	54	-9.71	-	-	45	108	V

* - indicates frequency in CFR47 Pt 15 / IC RSS-Restricted Band
Pk - Peak detector
RMS - RMS detection

UL VERIFICATION SERVICES INC.
47173 Benicia Street, Fremont, CA 94538; USA TEL:(510) 319-4000 FAX:(510) 661-0888

This report shall not be reproduced except in full, without the written approval of UL Verification Services Inc.

HARMONICS AND SPURIOUS EMISSIONS

MID CHANNEL RESULTS

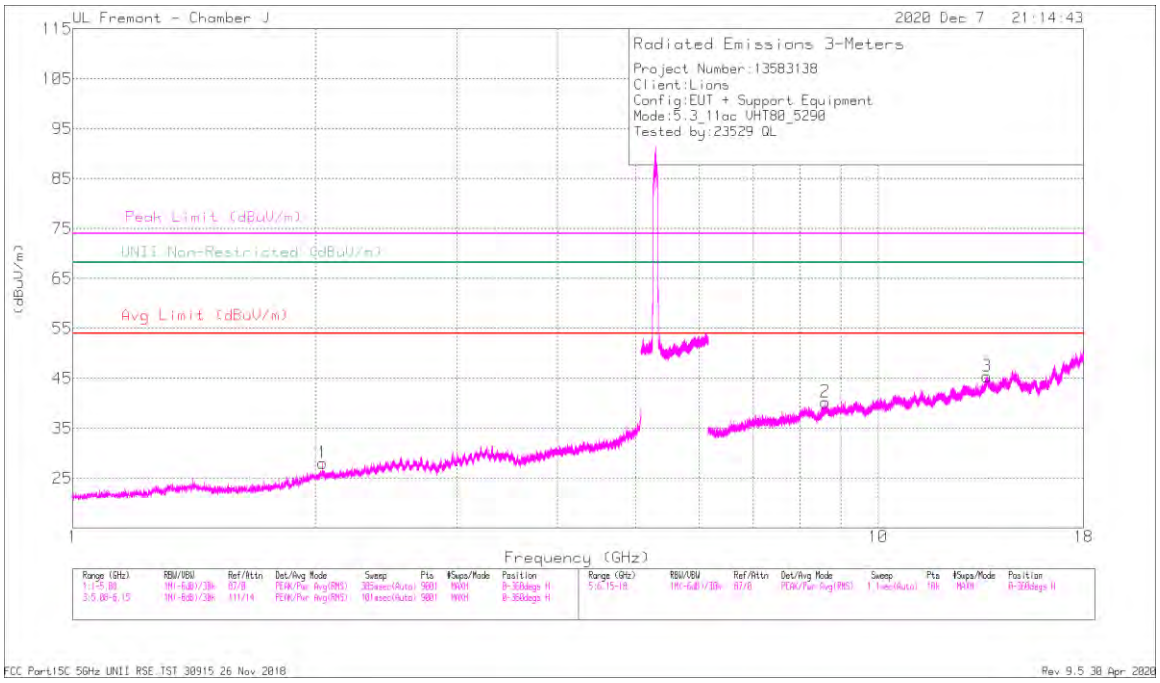

HORIZONTAL

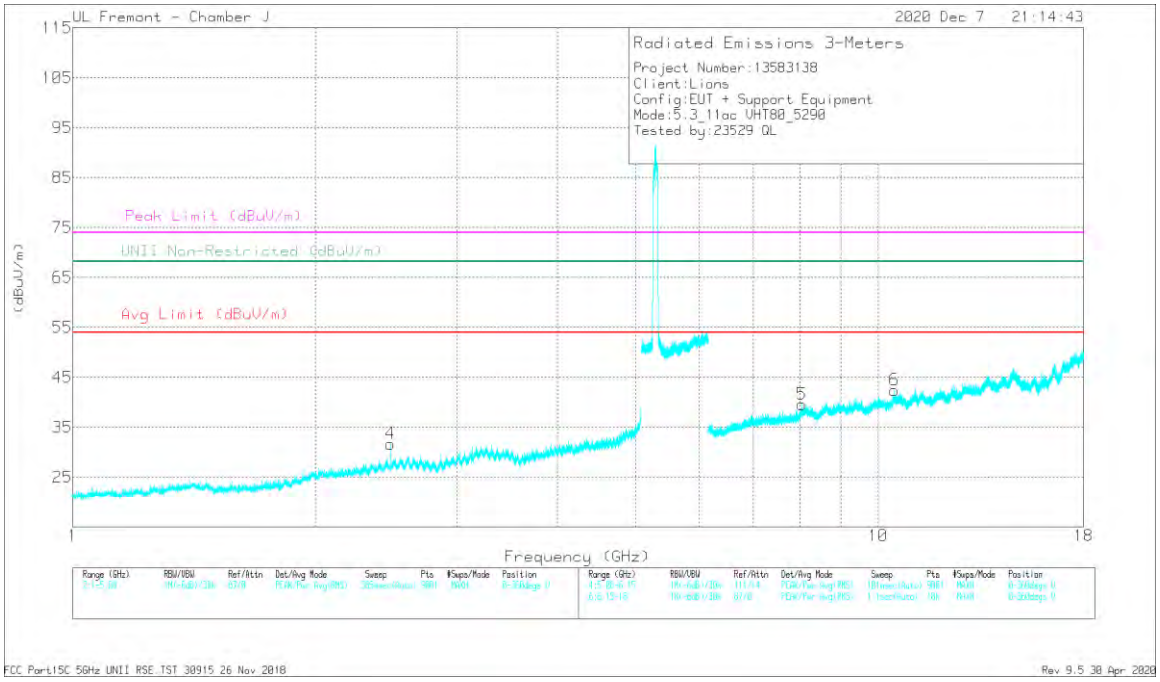

VERTICAL

UL VERIFICATION SERVICES INC.
47173 Benicia Street, Fremont, CA 94538; USA TEL:(510) 319-4000 FAX:(510) 661-0888

This report shall not be reproduced except in full, without the written approval of UL Verification Services Inc.

RADIATED EMISSIONS

Frequency (GHz)	Meter Reading (dBuV)	Det	AF T963 (dB/m)	Amp/Cbl/Fltr/Pad (dB)	DC Corr (dB)	Corrected Reading (dBuV/m)	Avg Limit (dBuV/m)	Margin (dB)	Peak Limit (dBuV/m)	PK Margin (dB)	UNII Non-Restricted (dBuV/m)	PK Margin (dB)	Azimuth (Degs)	Height (cm)	Polarity
2.04461	41.33	PK-U	27.9	-34.9	0	34.33	-	-	-	-	68.2	-33.87	292	282	H
2.48002	44.49	PK-U	29.5	-35	0	38.99	-	-	-	-	68.2	-29.21	154	199	V
8.60665	34.5	PK-U	37.6	-24.7	0	47.4	-	-	-	-	68.2	-20.8	342	130	H
13.64665	31.34	PK-U	41	-20.6	0	51.74	-	-	-	-	68.2	-16.46	359	245	H
* 8.04142	35.64	PK-U	37.3	-26.1	0	46.84	-	-	74	-27.16	-	-	-	301	174	V
* 8.04161	24.05	ADR	37.3	-26.1	.45	35.7	54	-18.3	-	-	-	-	-	301	174	V
10.47923	33.02	PK-U	39.5	-24.3	0	48.22	-	-	-	-	68.2	-19.98	267	227	V

* - indicates frequency in CFR47 Pt 15 / IC RSS-Restricted Band
PK-U - U-NII: Maximum Peak
ADR - U-NII AD primary method, RMS average

UL VERIFICATION SERVICES INC.
47173 Benicia Street, Fremont, CA 94538; USA TEL:(510) 319-4000 FAX:(510) 661-0888

This report shall not be reproduced except in full, without the written approval of UL Verification Services Inc.

10.1.9. TX ABOVE 1 GHz 802.11a MODE IN THE 5.6 GHz BAND

BANDEDGE (LOW CHANNEL)

HORIZONTAL RESULT

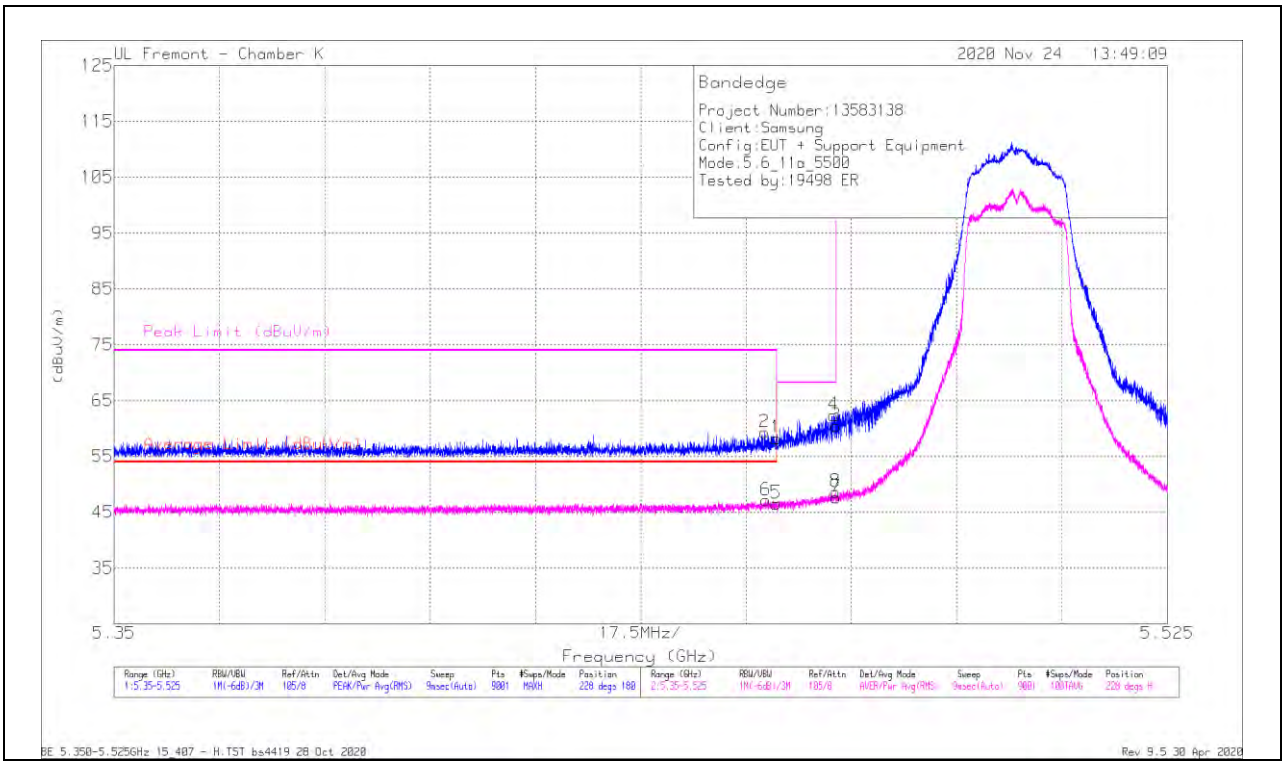

Marker	Frequency (GHz)	Meter Reading (dBuV)	Det	AF T863 (dB/m)	Amp/Cbl/Fltr/Pad (dB)	DC Corr (dB)	Corrected Reading (dBuV/m)	Average Limit (dBuV/m)	Margin (dB)	Peak Limit (dBuV/m)	PK Margin (dB)	Azimuth (Degs)	Height (cm)	Polarity
1	* 5.45999	30.1	Pk	35.6	-7.4	0	58.3	-	-	74	-15.7	228	180	H
2	* 5.45811	31.01	Pk	35.7	-7.4	0	59.31	-	-	74	-14.69	228	180	H
3	5.46999	32.17	Pk	35.7	-7.4	0	60.47	-	-	68.2	-7.73	228	180	H
4	5.4695	34.09	Pk	35.7	-7.4	0	62.39	-	-	68.2	-5.81	228	180	H
5	* 5.45999	18.26	RMS	35.6	-7.4	.11	46.57	54	-7.43	-	-	228	180	H
6	* 5.4583	18.73	RMS	35.7	-7.4	.11	47.14	54	-6.86	-	-	228	180	H
7	5.46999	19.28	RMS	35.7	-7.4	.11	47.69	-	-	-	-	228	180	H
8	5.46985	20.23	RMS	35.7	-7.4	.11	48.64	-	-	-	-	228	180	H

* - indicates frequency in CFR47 Pt 15 / IC RSS-Restricted Band
Pk - Peak detector
RMS - RMS detection

UL VERIFICATION SERVICES INC.
47173 Benicia Street, Fremont, CA 94538; USA TEL:(510) 319-4000 FAX:(510) 661-0888
This report shall not be reproduced except in full, without the written approval of UL Verification Services Inc.

VERTICAL RESULT

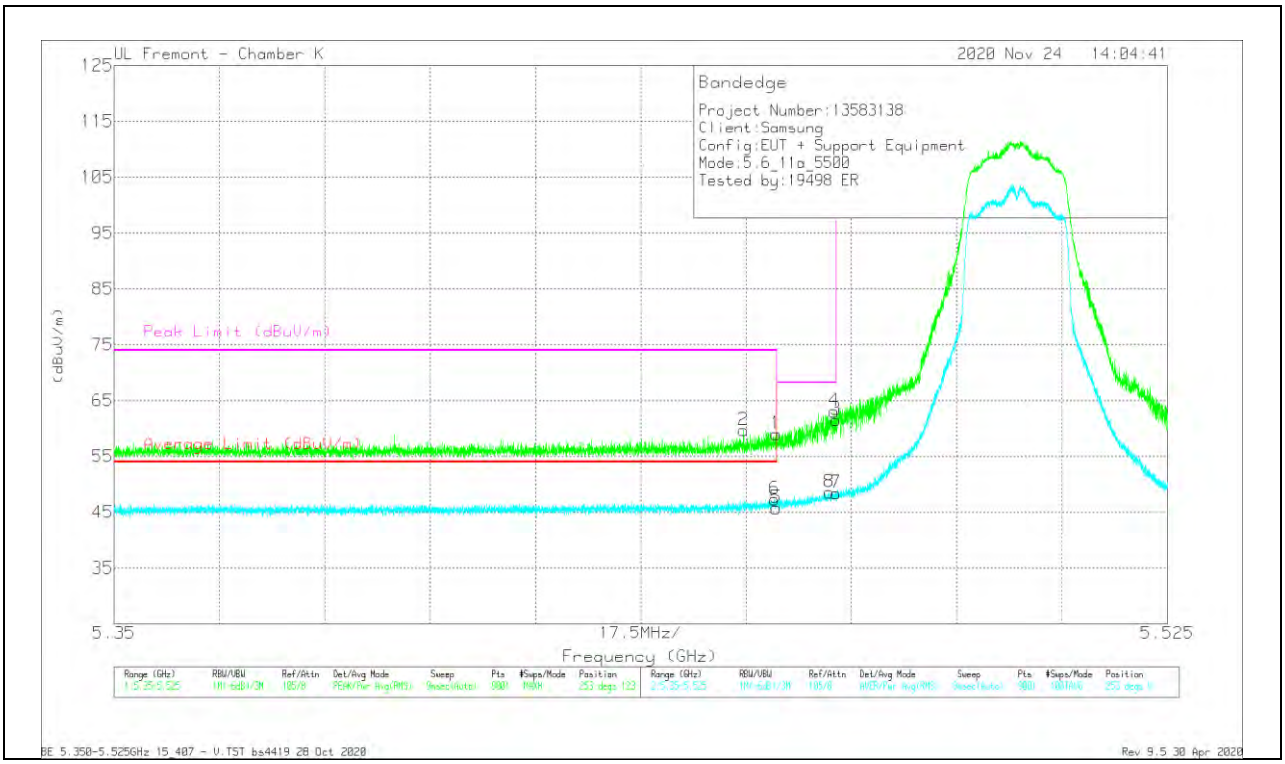

Marker	Frequency (GHz)	Meter Reading (dBuV)	Det	AF T863 (dB/m)	Amp/Cbl/Filtr/Pad (dB)	DC Corr (dB)	Corrected Reading (dBuV/m)	Average Limit (dBuV/m)	Margin (dB)	Peak Limit (dBuV/m)	PK Margin (dB)	Azimuth (Degs)	Height (cm)	Polarity
1	* 5.45999	30.81	Pk	35.6	-7.4	0	59.01	-	-	74	-14.99	253	123	V
2	* 5.45457	31.5	Pk	35.6	-7.4	0	59.7	-	-	74	-14.3	253	123	V
3	5.46999	33.26	Pk	35.7	-7.4	0	61.56	-	-	68.2	-6.64	253	123	V
4	5.46964	34.77	Pk	35.7	-7.4	0	63.07	-	-	68.2	-5.13	253	123	V
5	* 5.45999	17.46	RMS	35.6	-7.4	.11	45.77	54	-8.23	-	-	253	123	V
6	* 5.4597	19.03	RMS	35.6	-7.4	.11	47.34	54	-6.66	-	-	253	123	V
7	5.46999	20.01	RMS	35.7	-7.4	.11	48.42	-	-	-	-	253	123	V
8	5.4688	20.17	RMS	35.7	-7.4	.11	48.58	-	-	-	-	253	123	V

* - indicates frequency in CFR47 Pt 15 / IC RSS-Restricted Band
Pk - Peak detector
RMS - RMS detection

UL VERIFICATION SERVICES INC.
47173 Benicia Street, Fremont, CA 94538; USA TEL:(510) 319-4000 FAX:(510) 661-0888
This report shall not be reproduced except in full, without the written approval of UL Verification Services Inc.

BANDEDGE (HIGH CHANNEL)

HORIZONTAL RESULT

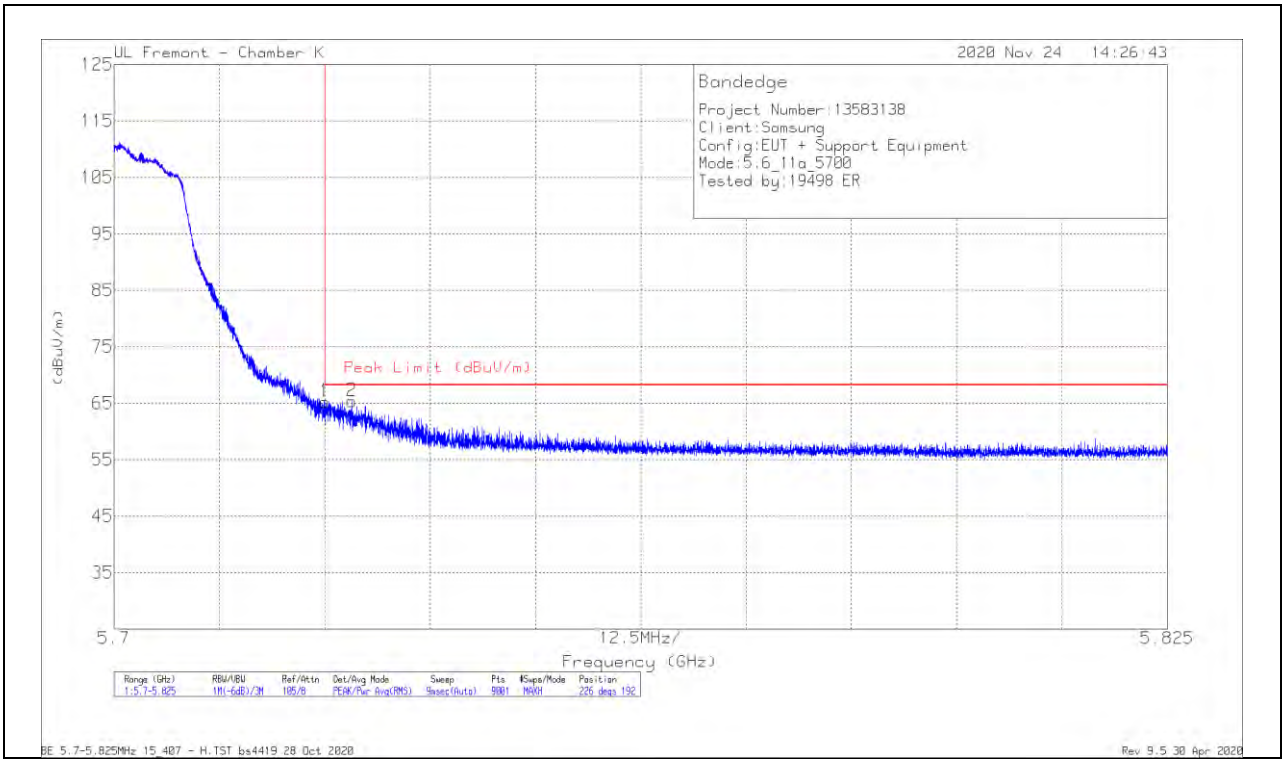

Marker	Frequency (GHz)	Meter Reading (dBuV)	Det	AF T863 (dB/m)	Amp/Cbl/Fltr/Pad (dB)	Corrected Reading (dBuV/m)	Peak Limit (dBuV/m)	PK Margin (dB)	Azimuth (Degs)	Height (cm)	Polarity
1	5.725	36.95	Pk	35.1	-6.8	65.25	68.2	-2.95	226	192	H
2	5.72822	37.06	Pk	35.1	-6.8	65.36	68.2	-2.84	226	192	H

Pk - Peak detector

UL VERIFICATION SERVICES INC.
47173 Benicia Street, Fremont, CA 94538; USA TEL:(510) 319-4000 FAX:(510) 661-0888

This report shall not be reproduced except in full, without the written approval of UL Verification Services Inc.

VERTICAL RESULT

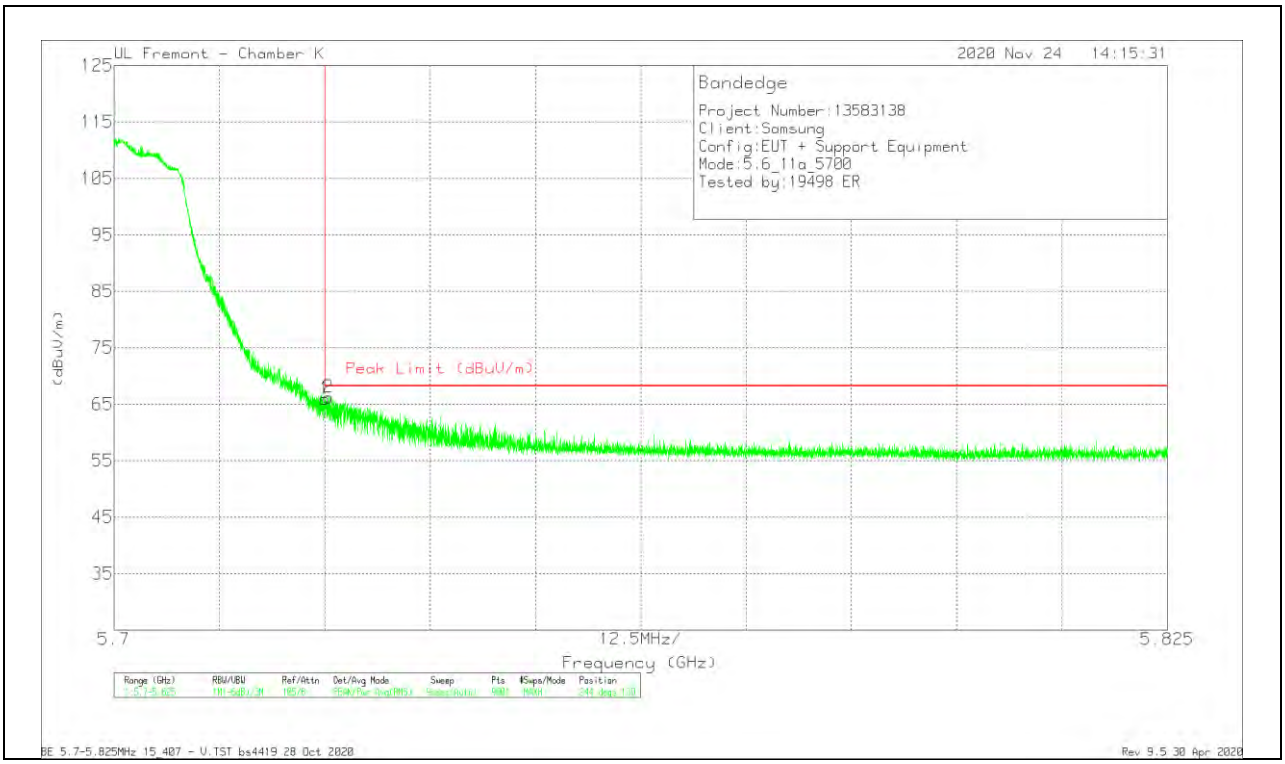

Marker	Frequency (GHz)	Meter Reading (dBuV)	Det	AF T863 (dB/m)	Amp/Cbl/Fltr/Pad (dB)	Corrected Reading (dBuV/m)	Peak Limit (dBuV/m)	PK Margin (dB)	Azimuth (Degs)	Height (cm)	Polarity
1	5.725	37.62	Pk	35.1	-6.8	65.92	68.2	-2.28	244	130	V
2	5.72543	37.89	Pk	35.1	-6.8	66.19	68.2	-2.01	244	130	V

Pk - Peak detector

UL VERIFICATION SERVICES INC.
47173 Benicia Street, Fremont, CA 94538; USA TEL:(510) 319-4000 FAX:(510) 661-0888

This report shall not be reproduced except in full, without the written approval of UL Verification Services Inc.

HARMONICS AND SPURIOUS EMISSIONS

LOW CHANNEL RESULTS

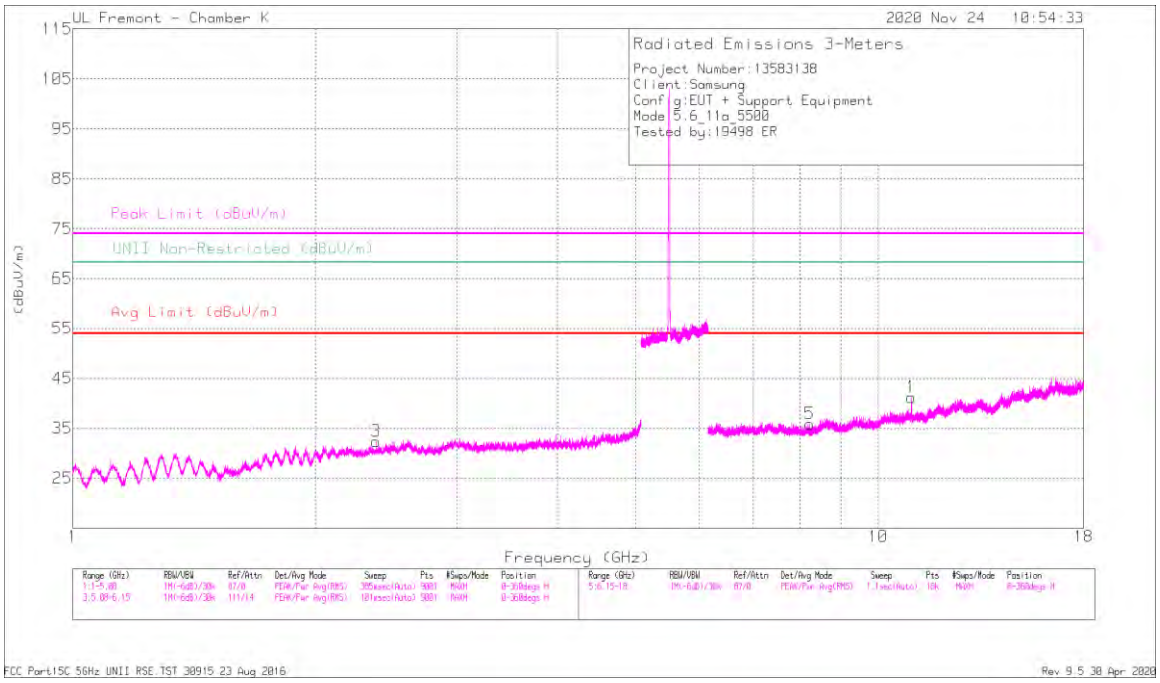

HORIZONTAL

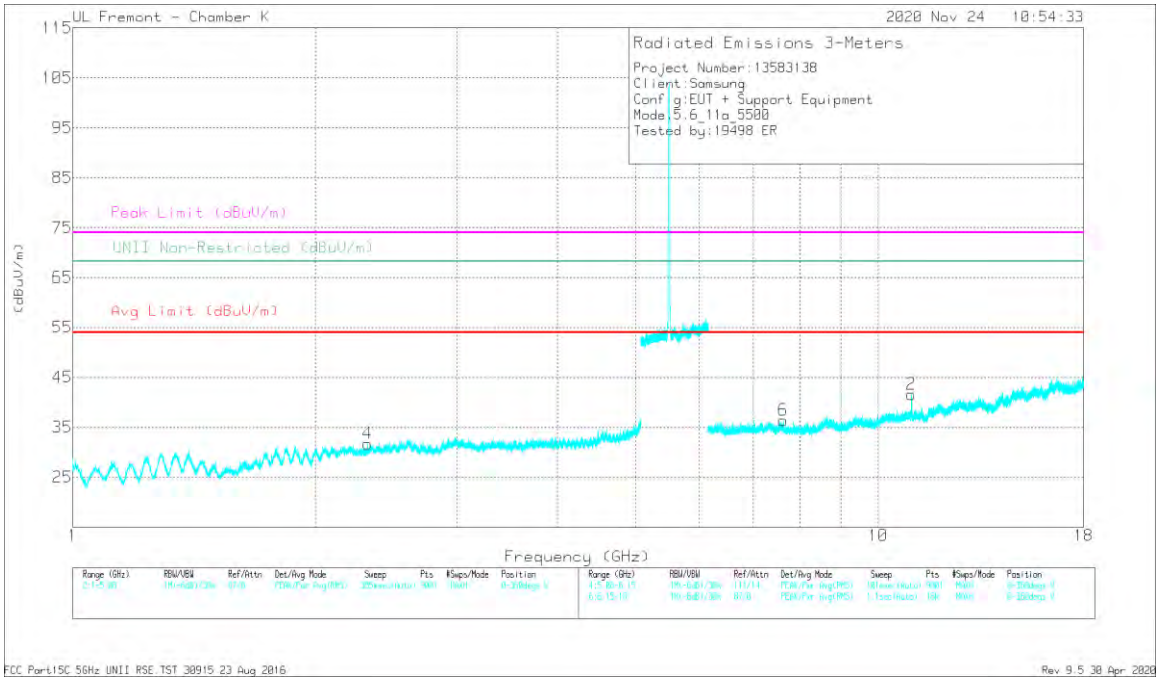

VERTICAL

UL VERIFICATION SERVICES INC.
47173 Benicia Street, Fremont, CA 94538; USA TEL:(510) 319-4000 FAX:(510) 661-0888

This report shall not be reproduced except in full, without the written approval of UL Verification Services Inc.

RADIATED EMISSIONS

Frequency (GHz)	Meter Reading (dBuV)	Det	AF T863 (dB/m)	Amp/Cbl/Fltr/Pad (dB)	DC Corr (dB)	Corrected Reading (dBuV/m)	Avg Limit (dBuV/m)	Margin (dB)	Peak Limit (dBuV/m)	PK Margin (dB)	UNII Non-Restricted (dBuV/m)	PK Margin (dB)	Azimuth (Degs)	Height (cm)	Polarity
* 2.38049	51.61	PK-U	32.4	-45	0	39.01	-	-	74	-34.99	-	-	37	320	H
* 2.38004	40.19	ADR	32.4	-45	.11	27.7	54	-26.3	-	-	-	-	37	320	H
* 2.33062	53.62	PK-U	32.1	-45.1	0	40.62	-	-	74	-33.38	-	-	316	361	V
* 2.31975	42.1	ADR	32	-45	.11	29.21	54	-24.79	-	-	-	-	316	361	V
* 11.00327	52	PK-U	37.8	-37.1	0	52.7	-	-	74	-21.3	-	-	310	101	H
* 11.00027	39.67	ADR	37.8	-37.1	.11	40.48	54	-13.52	-	-	-	-	310	101	H
* 8.21471	46.11	PK-U	36	-38	0	44.11	-	-	74	-29.89	-	-	274	376	H
* 8.20916	34.88	ADR	36	-38	.11	32.99	54	-21.01	-	-	-	-	274	376	H
* 10.99674	51.12	PK-U	37.8	-37	0	51.92	-	-	74	-22.08	-	-	315	106	V
* 11	39.74	ADR	37.8	-37.1	.11	40.55	54	-13.45	-	-	-	-	315	106	V
* 7.62368	47.14	PK-U	36.2	-38.2	0	45.14	-	-	74	-28.86	-	-	131	300	V
* 7.62634	35.67	ADR	36.2	-38.2	.11	33.78	54	-20.22	-	-	-	-	131	300	V

* - indicates frequency in CFR47 Pt 15 / IC RSS-Restricted Band
PK-U - U-NII: Maximum Peak
ADR - U-NII AD primary method, RMS average

UL VERIFICATION SERVICES INC.
47173 Benicia Street, Fremont, CA 94538; USA TEL:(510) 319-4000 FAX:(510) 661-0888
This report shall not be reproduced except in full, without the written approval of UL Verification Services Inc.

MID CHANNEL RESULTS

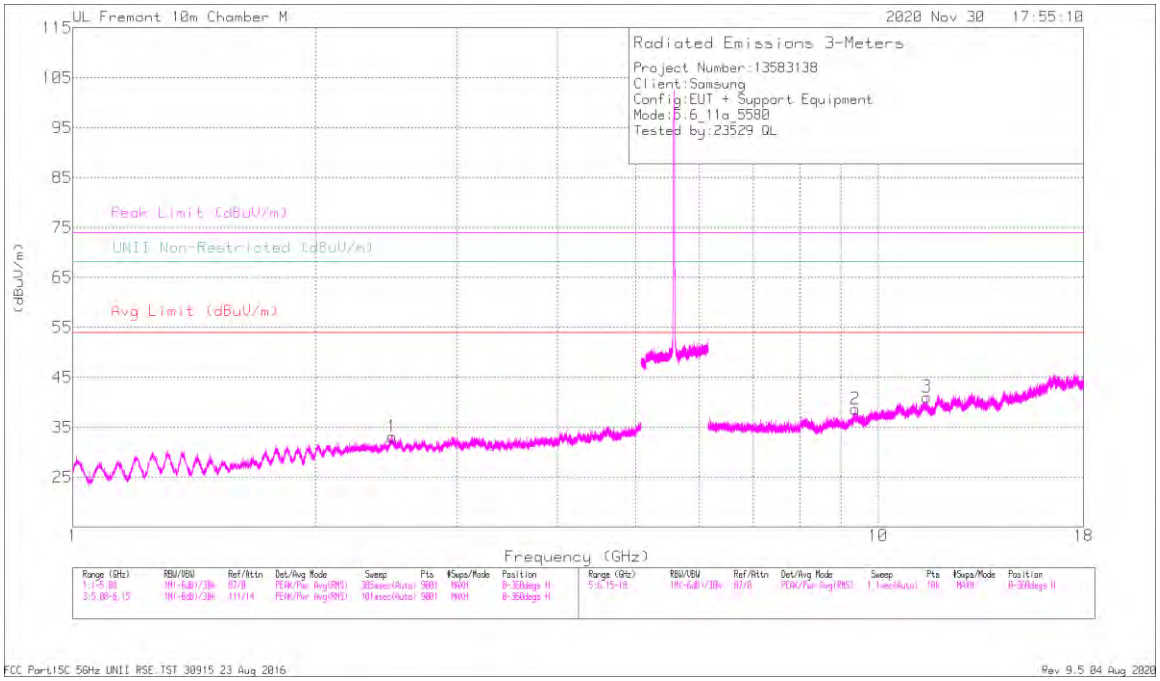

HORIZONTAL

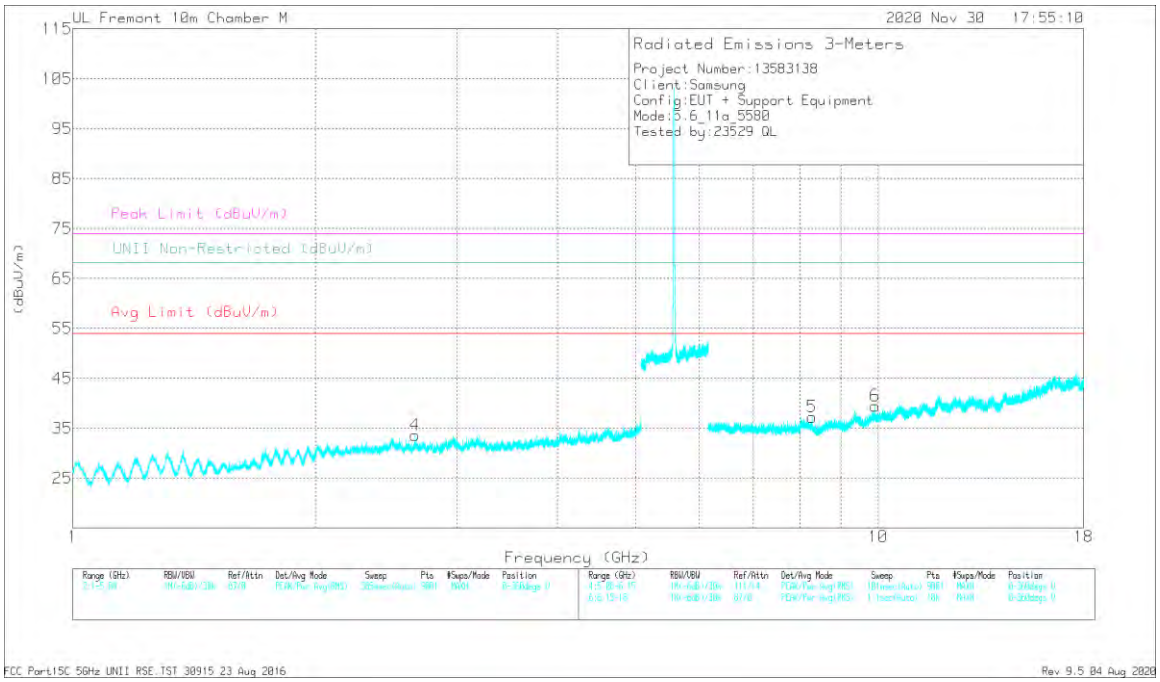

VERTICAL

UL VERIFICATION SERVICES INC.
47173 Benicia Street, Fremont, CA 94538; USA TEL:(510) 319-4000 FAX:(510) 661-0888

This report shall not be reproduced except in full, without the written approval of UL Verification Services Inc.

RADIATED EMISSIONS

Frequency (GHz)	Meter Reading (dBuV)	Det	AF T345 (dB/m)	Amp/Cbl/Fltr/Pad (dB)	DC Corr (dB)	Corrected Reading (dBuV/m)	Avg Limit (dBuV/m)	Margin (dB)	Peak Limit (dBuV/m)	PK Margin (dB)	UNII Non-Restricted (dBuV/m)	PK Margin (dB)	Azimuth (Degs)	Height (cm)	Polarity
2.4933	52.27	PK-U	32.7	-44.1	0	40.87	-	-	74	-33.13	-	-	97	126	H
2.49357	40.72	ADR	32.7	-44.1	.11	29.43	54	-24.57	-	-	-	-	97	126	H
2.66076	40.05	ADR	32.4	-43.6	.11	28.96	54	-25.04	-	-	-	-	267	163	V
2.66121	51.48	PK-U	32.4	-43.6	0	40.28	-	-	74	-33.72	-	-	267	163	V
8.28099	33.71	ADR	35.8	-37.4	.11	32.22	54	-21.78	-	-	-	-	301	284	V
8.28134	44.55	PK-U	35.8	-37.4	0	42.95	-	-	74	-31.05	-	-	301	284	V
9.37384	34.31	ADR	36.3	-36.7	.11	34.02	54	-19.98	-	-	-	-	47	222	H
9.37576	46.02	PK-U	36.3	-36.7	0	45.62	-	-	74	-28.38	-	-	47	222	H
9.90994	44.86	PK-U	37	-36.7	0	45.16	-	-	-	-	68.2	-23.04	203	262	V
11.51605	33.93	ADR	38.3	-35.5	.11	36.84	54	-17.16	-	-	-	-	133	305	H
11.51629	45.1	PK-U	38.3	-35.5	0	47.9	-	-	74	-26.1	-	-	133	305	H

PK-U - U-NII: Maximum Peak
ADR - U-NII AD primary method, RMS average

UL VERIFICATION SERVICES INC.
47173 Benicia Street, Fremont, CA 94538; USA TEL:(510) 319-4000 FAX:(510) 661-0888

This report shall not be reproduced except in full, without the written approval of UL Verification Services Inc.

HIGH CHANNEL RESULTS

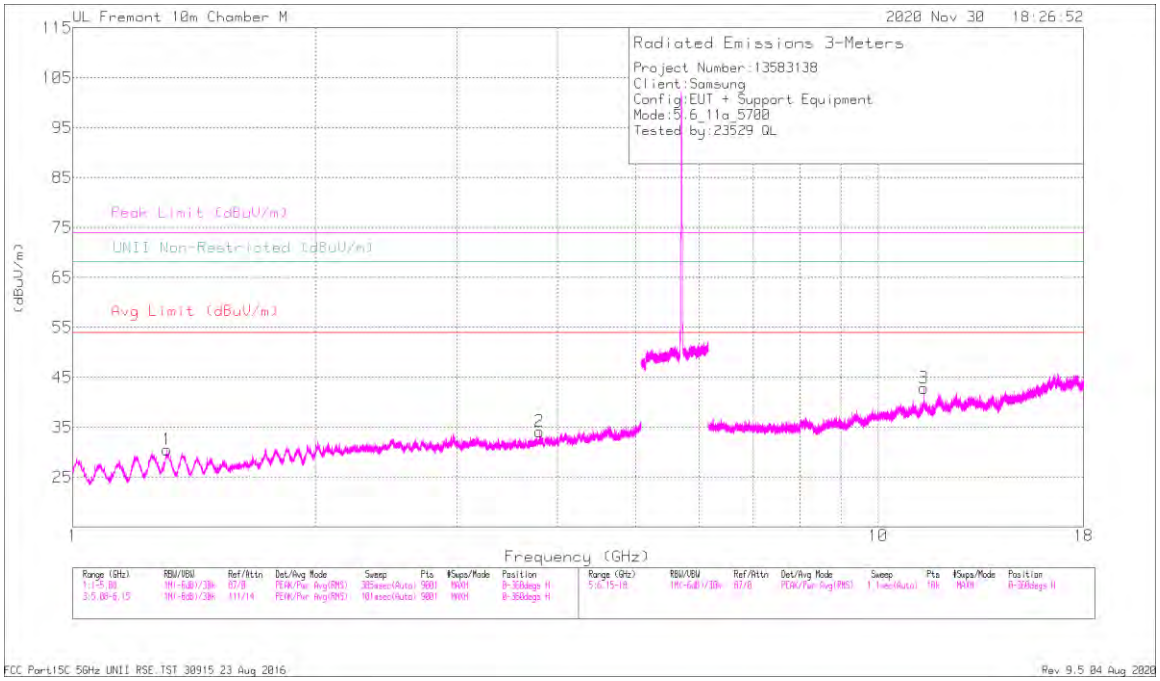

HORIZONTAL

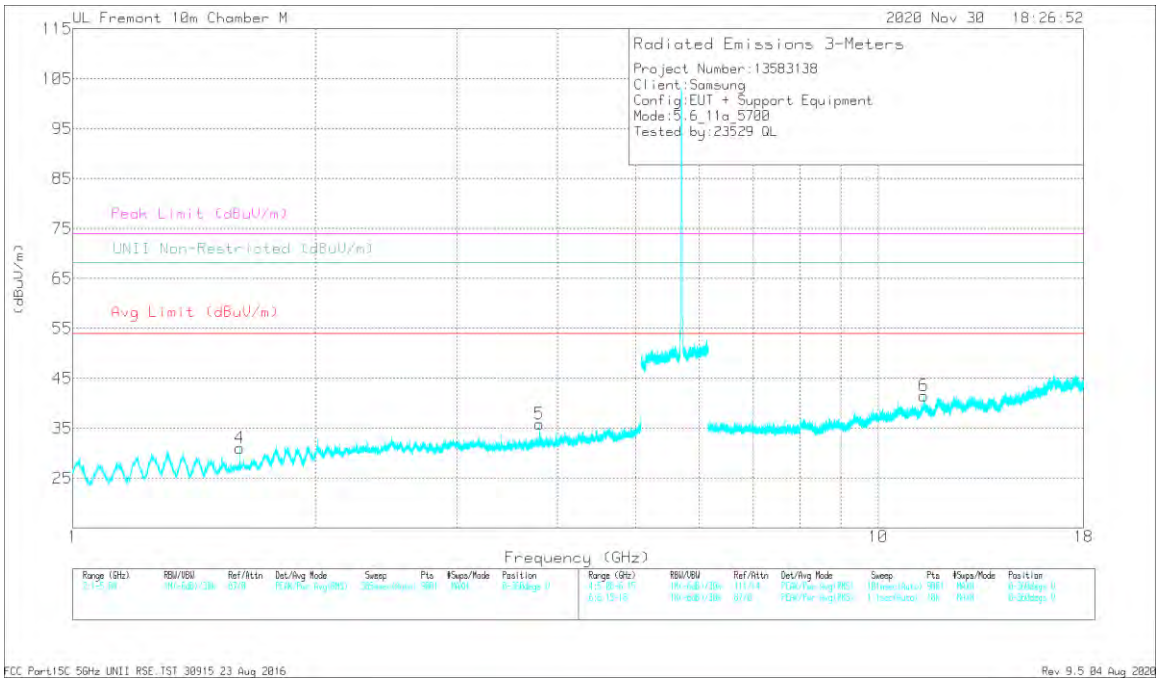

VERTICAL

UL VERIFICATION SERVICES INC.
47173 Benicia Street, Fremont, CA 94538; USA TEL:(510) 319-4000 FAX:(510) 661-0888

This report shall not be reproduced except in full, without the written approval of UL Verification Services Inc.

RADIATED EMISSIONS

Frequency (GHz)	Meter Reading (dBuV)	Det	AF T345 (dB/m)	Amp/Cbl/Fltr/Pad (dB)	DC Corr (dB)	Corrected Reading (dBuV/m)	Avg Limit (dBuV/m)	Margin (dB)	Peak Limit (dBuV/m)	PK Margin (dB)	UNII Non-Restricted (dBuV/m)	PK Margin (dB)	Azimuth (Degs)	Height (cm)	Polarity
1.30883	54.75	PK-U	28.9	-46	0	37.65	-	-	74	-36.35	-	-	206	145	H
1.30957	43.47	ADR	28.9	-46	.11	26.48	54	-27.52	-	-	-	-	206	144	H
1.61259	52.78	PK-U	28.5	-45.8	0	35.48	-	-	74	-38.52	-	-	299	112	V
1.61276	43.86	ADR	28.5	-45.8	.11	26.67	54	-27.33	-	-	-	-	299	112	V
3.79997	49.78	PK-U	33.5	-41.6	0	41.68	-	-	74	-32.32	-	-	148	168	H
3.8	39.99	ADR	33.5	-41.6	.11	32	54	-22	-	-	-	-	182	102	V
3.80004	39.7	ADR	33.5	-41.6	.11	31.71	54	-22.29	-	-	-	-	149	168	H
3.80029	49.22	PK-U	33.5	-41.6	0	41.12	-	-	74	-32.88	-	-	182	100	V
11.39922	47.75	PK-U	38.2	-35.4	0	50.55	-	-	74	-23.45	-	-	348	235	H
11.39989	34.68	ADR	38.2	-35.4	.11	37.59	54	-16.41	-	-	-	-	348	235	H
11.40296	48.02	PK-U	38.2	-35.4	0	50.82	-	-	74	-23.18	-	-	240	106	V
11.4056	36.16	ADR	38.2	-35.3	.11	39.17	54	-14.83	-	-	-	-	240	106	V

PK-U - U-NII: Maximum Peak
ADR - U-NII AD primary method, RMS average

UL VERIFICATION SERVICES INC.
47173 Benicia Street, Fremont, CA 94538; USA TEL:(510) 319-4000 FAX:(510) 661-0888
This report shall not be reproduced except in full, without the written approval of UL Verification Services Inc.

CHANNEL 144 RESULTS

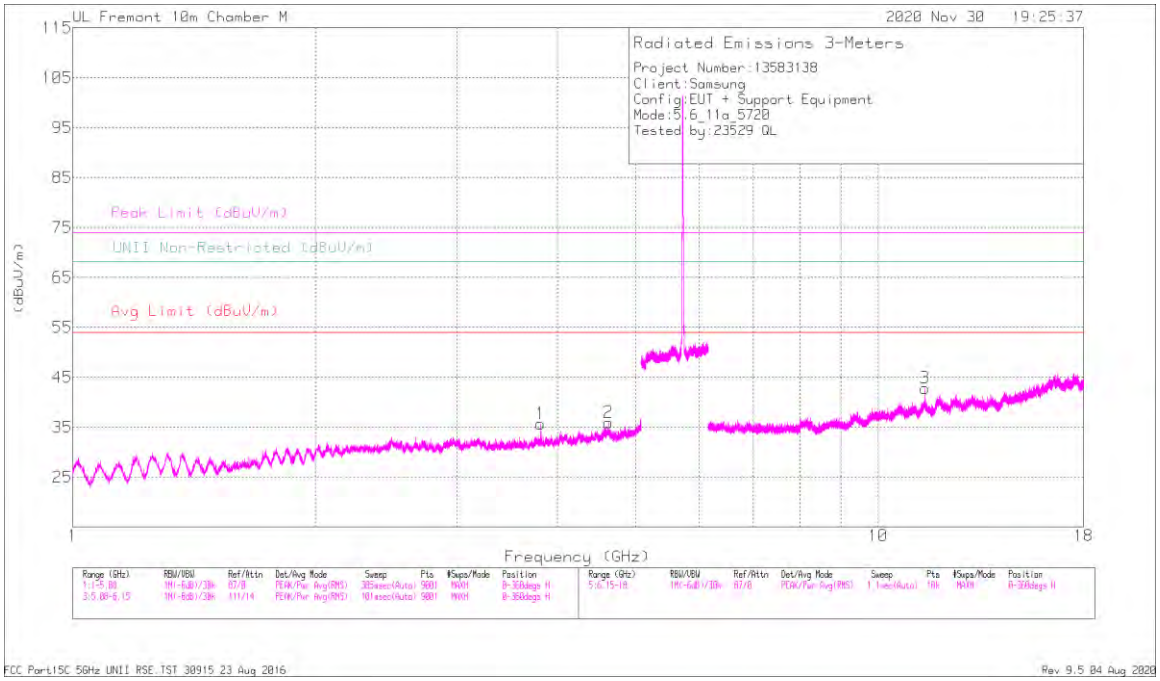

HORIZONTAL

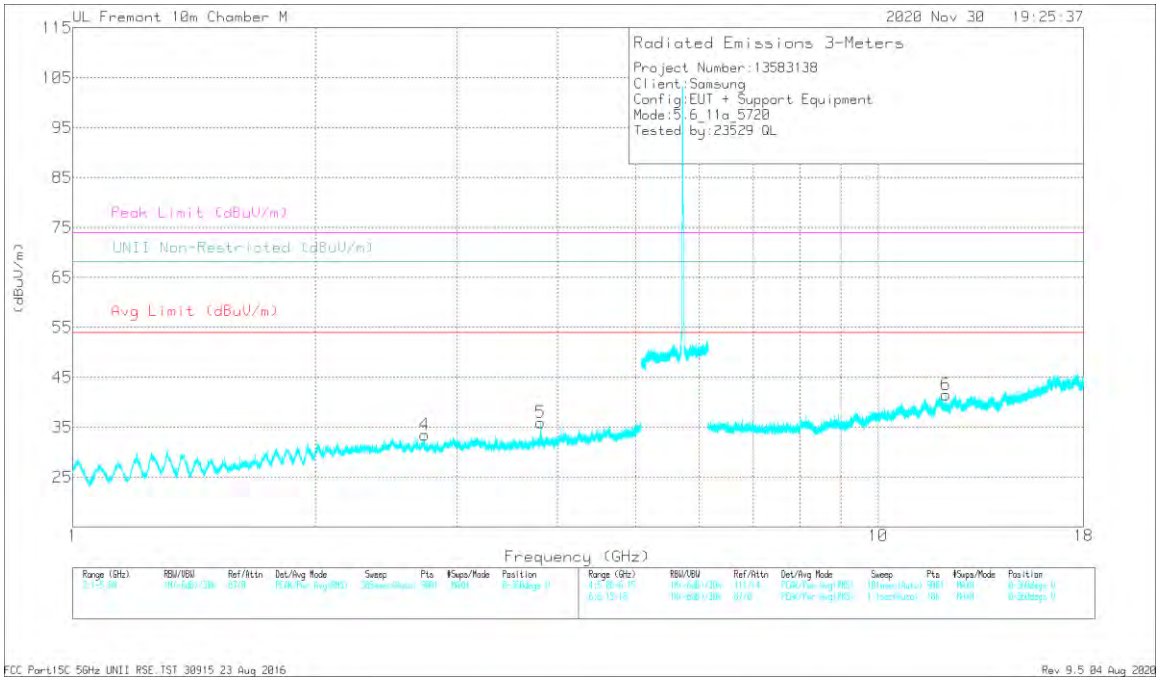

VERTICAL

UL VERIFICATION SERVICES INC.
47173 Benicia Street, Fremont, CA 94538; USA TEL:(510) 319-4000 FAX:(510) 661-0888

This report shall not be reproduced except in full, without the written approval of UL Verification Services Inc.

RADIATED EMISSIONS

Frequency (GHz)	Meter Reading (dBuV)	Det	AF T345 (dB/m)	Amp/Cbl/Fltr/Pad (dB)	DC Corr (dB)	Corrected Reading (dBuV/m)	Avg Limit (dBuV/m)	Margin (dB)	Peak Limit (dBuV/m)	PK Margin (dB)	UNII Non-Restricted (dBuV/m)	PK Margin (dB)	Azimuth (Degs)	Height (cm)	Polarity
2.73135	39.45	ADR	32.3	-43	.11	28.86	54	-25.14	-	-	-	-	123	229	V
2.73151	51.81	PK-U	32.3	-43	0	41.11	-	-	74	-32.89	-	-	123	229	V
3.81332	40.42	ADR	33.5	-41.6	.11	32.43	54	-21.57	-	-	-	-	142	181	H
3.81334	50.24	PK-U	33.5	-41.6	0	42.14	-	-	74	-31.86	-	-	142	181	H
3.81334	50.22	PK-U	33.5	-41.6	0	42.12	-	-	74	-31.88	-	-	172	118	V
3.81339	41.03	ADR	33.5	-41.6	.11	33.04	54	-20.96	-	-	-	-	172	118	V
4.62516	48.52	PK-U	34.1	-40.2	0	42.42	-	-	74	-31.58	-	-	237	163	H
4.62555	37.11	ADR	34.1	-40.2	.11	31.12	54	-22.88	-	-	-	-	237	163	H
11.43875	45.91	PK-U	38.2	-35.5	0	48.61	-	-	74	-25.39	-	-	248	226	H
11.43875	36.11	ADR	38.2	-35.5	.11	38.92	54	-15.08	-	-	-	-	248	226	H
12.1437	44.02	PK-U	39	-34.2	0	48.82	-	-	74	-25.18	-	-	166	252	V
12.14735	32.64	ADR	39	-34.1	.11	37.65	54	-16.35	-	-	-	-	166	252	V

PK-U - U-NII: Maximum Peak
ADR - U-NII AD primary method, RMS average

UL VERIFICATION SERVICES INC.
47173 Benicia Street, Fremont, CA 94538; USA TEL:(510) 319-4000 FAX:(510) 661-0888

This report shall not be reproduced except in full, without the written approval of UL Verification Services Inc.

10.1.10. TX ABOVE 1 GHz 802.11n HT20 MODE IN THE 5.6 GHz BAND

BANDEDGE (LOW CHANNEL)

HORIZONTAL RESULT

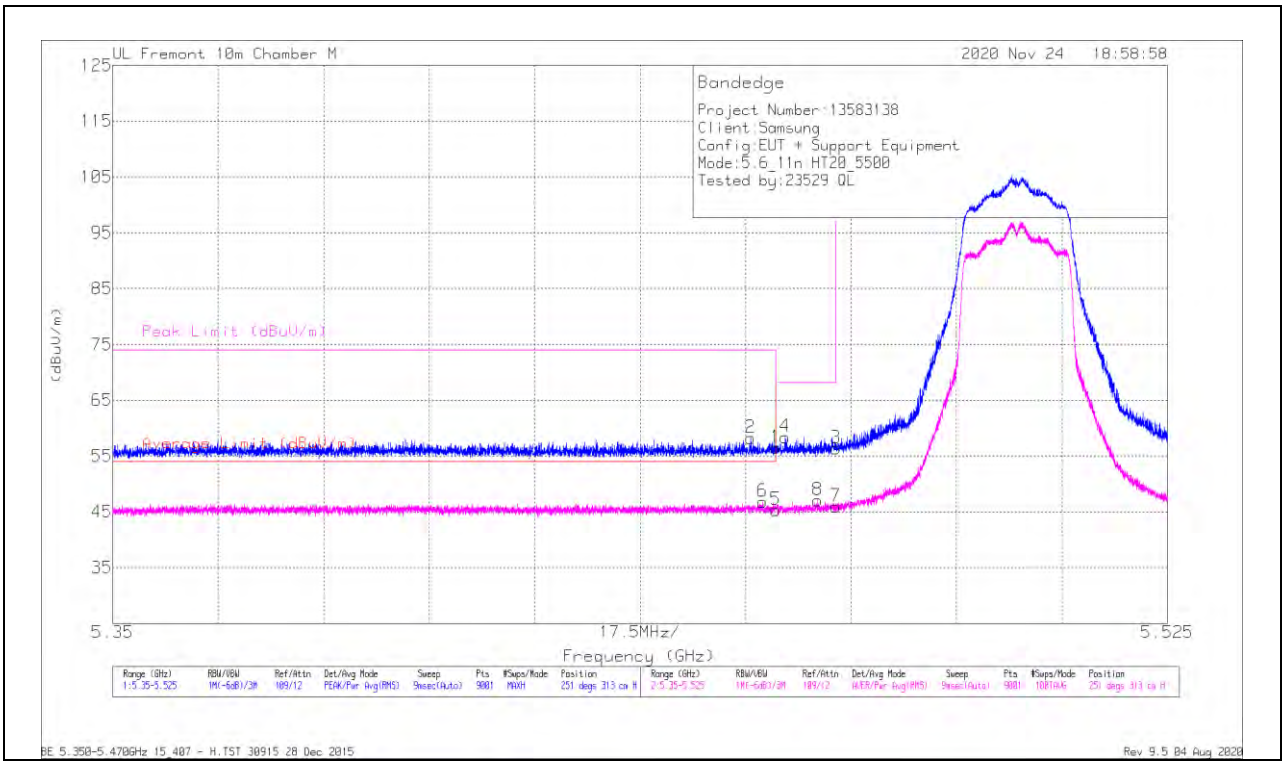

Marker	Frequency (GHz)	Meter Reading (dBuV)	Det	AF T345 (dB/m)	Amp/Cbl/Fltr/Pad (dB)	DC Corr (dB)	Corrected Reading (dBuV/m)	Average Limit (dBuV/m)	Margin (dB)	Peak Limit (dBuV/m)	PK Margin (dB)	Azimuth (Degs)	Height (cm)	Polarity
2	5.45589	34.11	Pk	34.7	-10.6	0	58.21	-	-	74	-15.79	251	313	H
6	5.45786	22.5	RMS	34.8	-10.6	.12	46.82	54	-7.18	-	-	251	313	H
1	5.45999	32.37	Pk	34.7	-10.6	0	56.47	-	-	74	-17.53	251	313	H
5	5.45999	21.07	RMS	34.7	-10.6	.12	45.29	54	-8.71	-	-	251	313	H
4	5.46153	34.32	Pk	34.7	-10.6	0	58.42	-	-	68.2	-9.78	251	313	H
8	5.46701	22.79	RMS	34.7	-10.6	.12	47.01	-	-	-	-	251	313	H
3	5.46999	32.18	Pk	34.8	-10.6	0	56.38	-	-	68.2	-11.82	251	313	H
7	5.46999	21.59	RMS	34.8	-10.6	.12	45.91	-	-	-	-	251	313	H

Pk - Peak detector
RMS - RMS detection

UL VERIFICATION SERVICES INC.
47173 Benicia Street, Fremont, CA 94538; USA TEL:(510) 319-4000 FAX:(510) 661-0888
This report shall not be reproduced except in full, without the written approval of UL Verification Services Inc.

VERTICAL RESULT

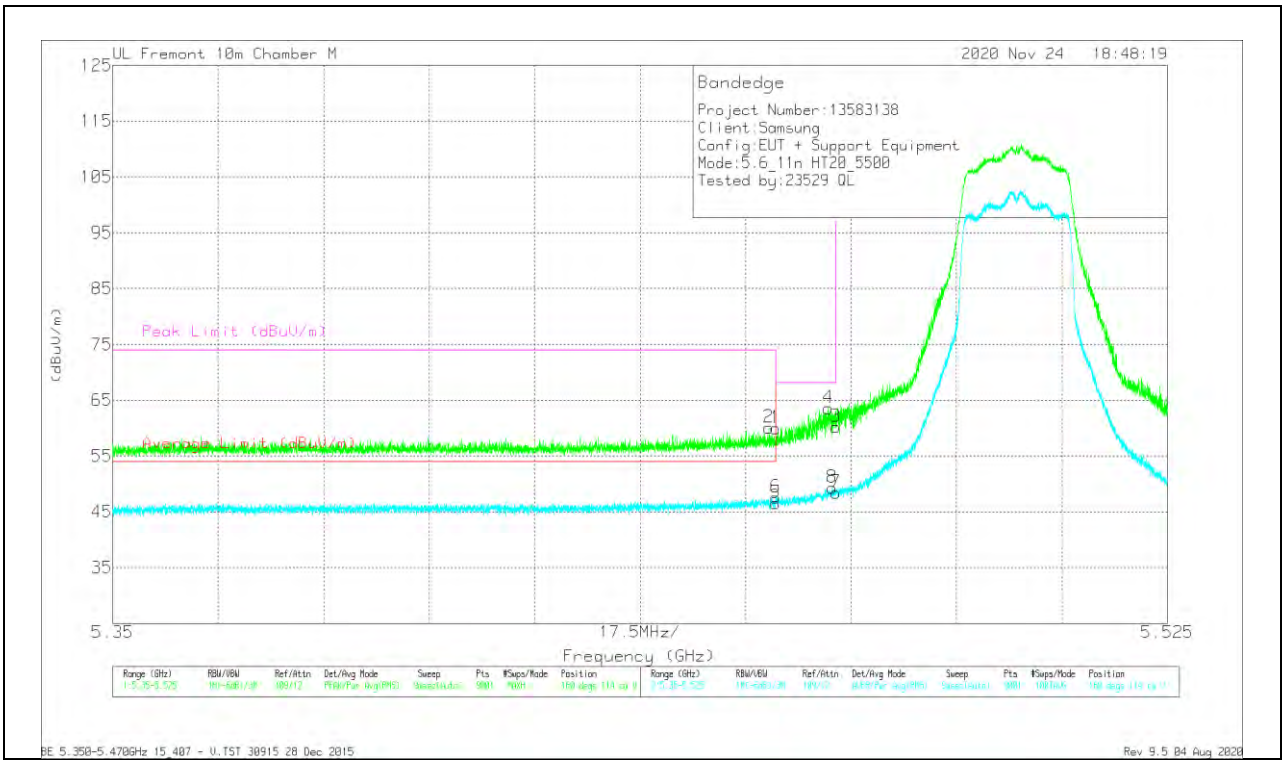

Marker	Frequency (GHz)	Meter Reading (dBuV)	Det	AF T345 (dB/m)	Amp/Cbl/Fltr/Pad (dB)	DC Corr (dB)	Corrected Reading (dBuV/m)	Average Limit (dBuV/m)	Margin (dB)	Peak Limit (dBuV/m)	PK Margin (dB)	Azimuth (Degs)	Height (cm)	Polarity
2	5.45889	35.94	Pk	34.8	-10.6	0	60.14	-	-	74	-13.86	160	114	V
6	5.45998	23.36	RMS	34.7	-10.6	.12	47.58	54	-6.42	-	-	160	114	V
1	5.45999	35.82	Pk	34.7	-10.6	0	59.92	-	-	74	-14.08	160	114	V
5	5.45999	22.3	RMS	34.7	-10.6	.12	46.52	54	-7.48	-	-	160	114	V
4	5.46878	39.5	Pk	34.7	-10.6	0	63.6	-	-	68.2	-4.6	160	114	V
8	5.46939	25.03	RMS	34.7	-10.6	.12	49.25	-	-	-	-	160	114	V
3	5.46999	36.04	Pk	34.8	-10.6	0	60.24	-	-	68.2	-7.96	160	114	V
7	5.46999	24.1	RMS	34.8	-10.6	.12	48.42	-	-	-	-	160	114	V

Pk - Peak detector
RMS - RMS detection

UL VERIFICATION SERVICES INC.
47173 Benicia Street, Fremont, CA 94538; USA TEL:(510) 319-4000 FAX:(510) 661-0888
This report shall not be reproduced except in full, without the written approval of UL Verification Services Inc.

BANDEDGE (HIGH CHANNEL)

HORIZONTAL RESULT

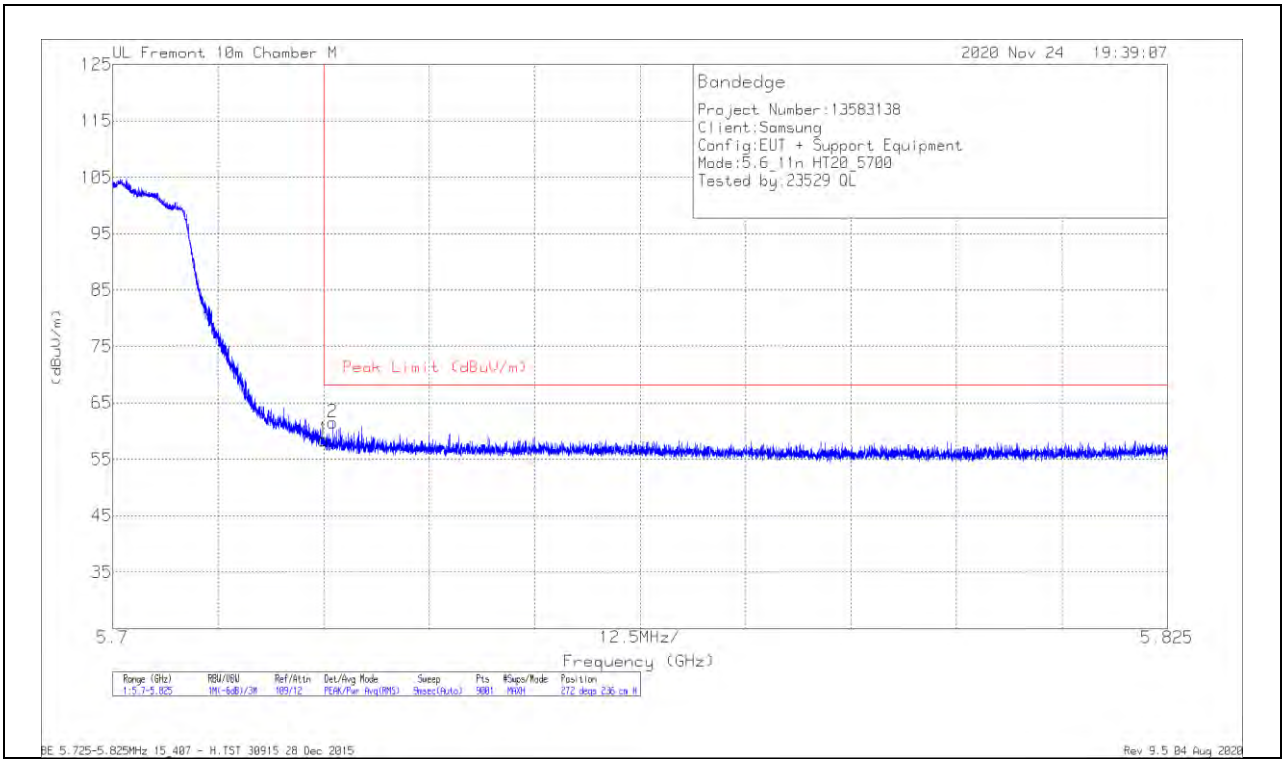

Marker	Frequency (GHz)	Meter Reading (dBuV)	Det	AF T345 (dB/m)	Amp/Cbl/Flt r/Pad (dB)	DC Corr (dB)	Corrected Reading (dBuV/m)	Peak Limit (dBuV/m)	PK Margin (dB)	Azimuth (Degs)	Height (cm)	Polarity
1	5.725	34.11	Pk	34.8	-10.5	0	58.41	68.2	-9.79	272	236	H
2	5.72608	37.3	Pk	34.7	-10.5	0	61.5	68.2	-6.7	272	236	H

Pk - Peak detector

UL VERIFICATION SERVICES INC.
47173 Benicia Street, Fremont, CA 94538; USA TEL:(510) 319-4000 FAX:(510) 661-0888

This report shall not be reproduced except in full, without the written approval of UL Verification Services Inc.

VERTICAL RESULT

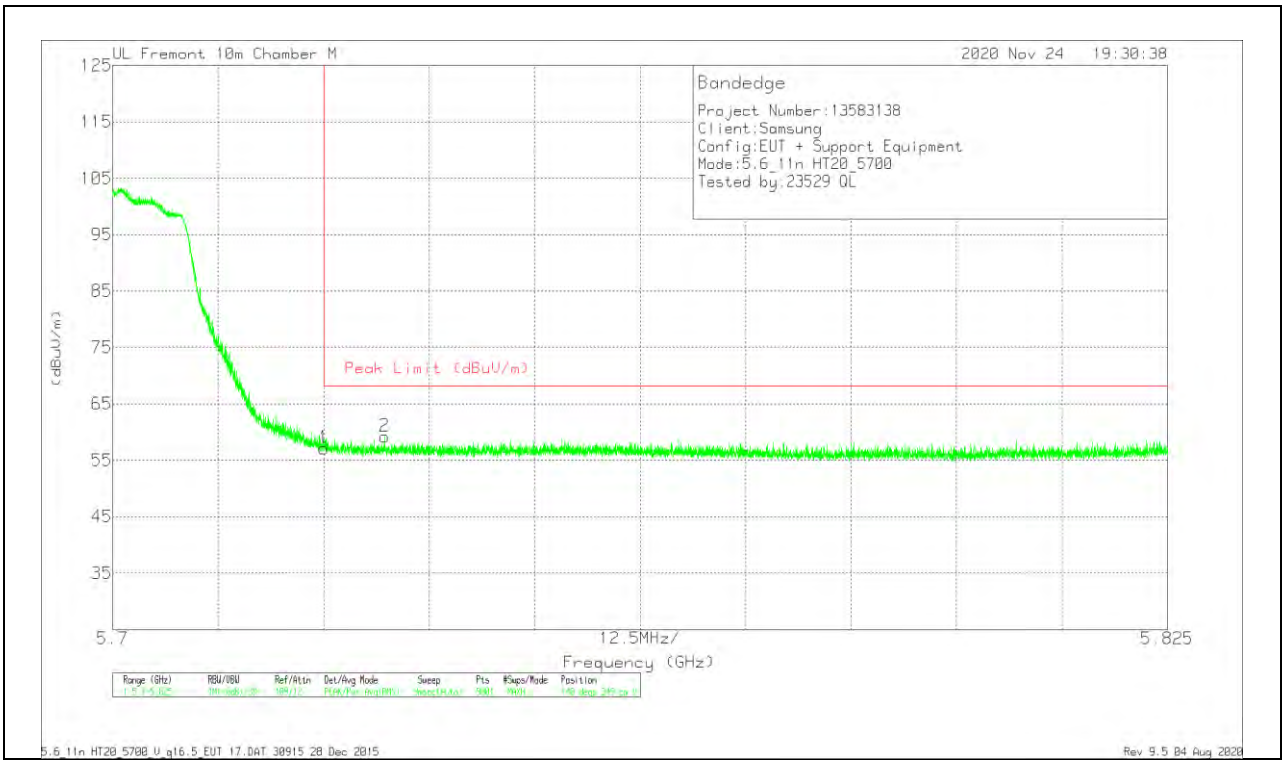

Marker	Frequency (GHz)	Meter Reading (dBuV)	Det	AF T345 (dB/m)	Amp/Cbl/Fltr /Pad (dB)	DC Corr (dB)	Corrected Reading (dBuV/m)	Peak Limit (dBuV/m)	PK Margin (dB)	Azimuth (Degs)	Height (cm)	Polarity
1	5.725	32.81	Pk	34.8	-10.5	0	57.11	68.2	-11.09	140	349	V
2	5.73219	34.79	Pk	34.8	-10.4	0	59.19	68.2	-9.01	140	349	V

Pk - Peak detector

UL VERIFICATION SERVICES INC.
47173 Benicia Street, Fremont, CA 94538; USA TEL:(510) 319-4000 FAX:(510) 661-0888

This report shall not be reproduced except in full, without the written approval of UL Verification Services Inc.

HARMONICS AND SPURIOUS EMISSIONS

LOW CHANNEL RESULTS

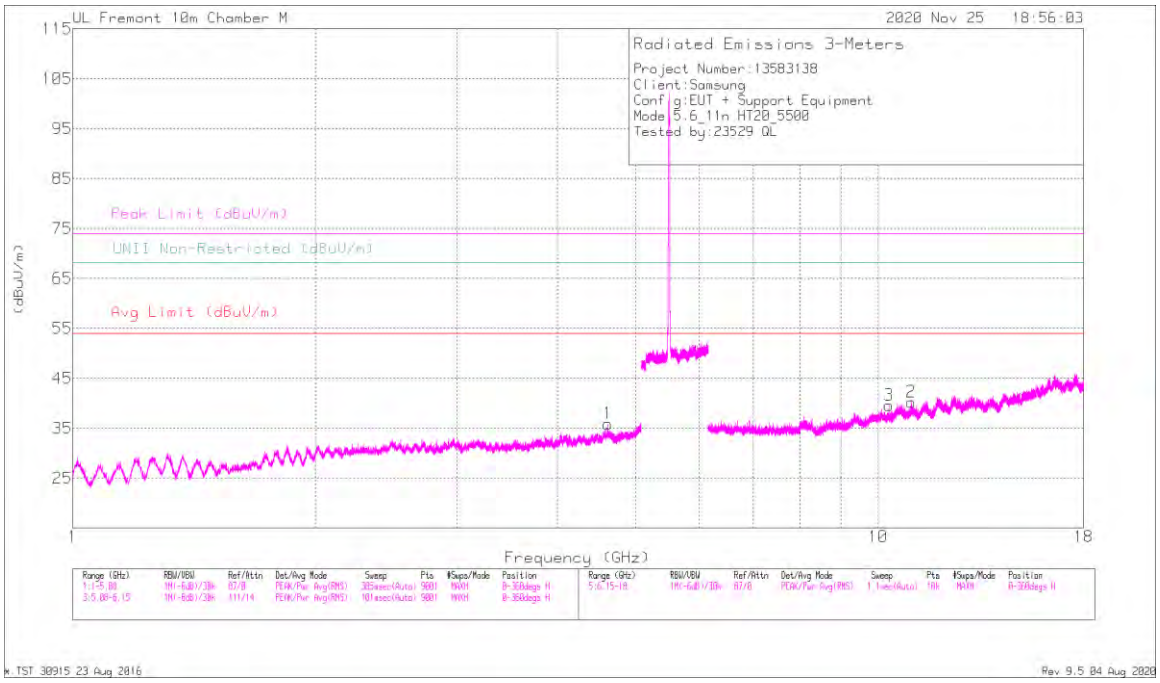

HORIZONTAL

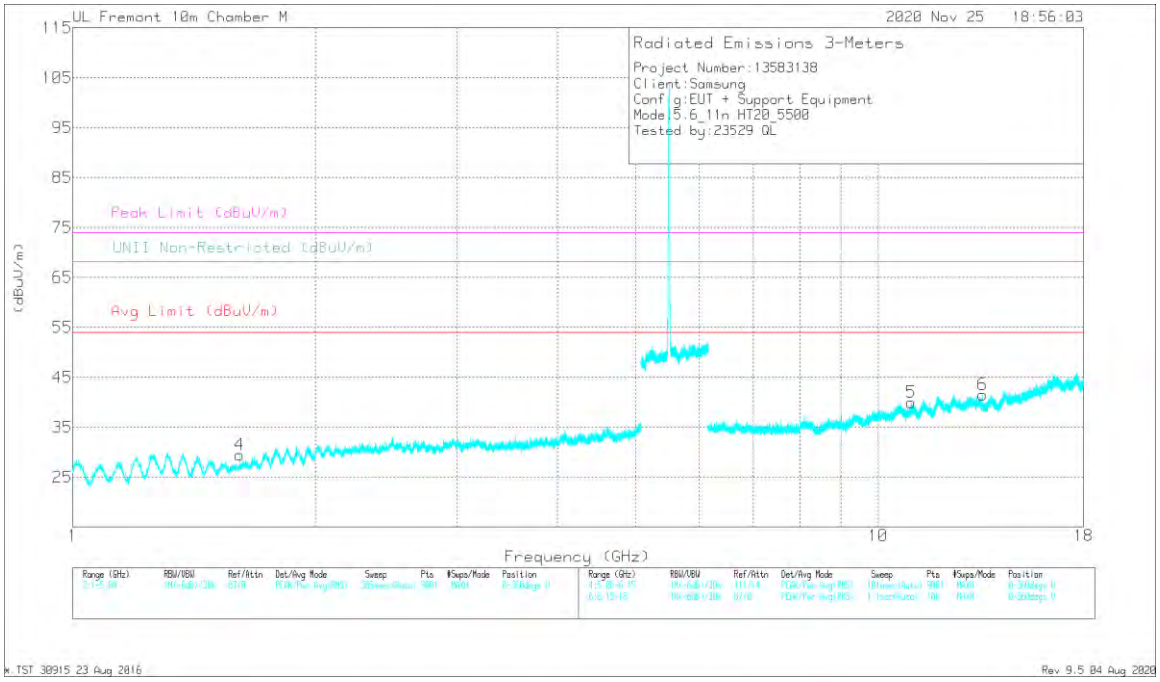

VERTICAL

UL VERIFICATION SERVICES INC.
47173 Benicia Street, Fremont, CA 94538; USA TEL:(510) 319-4000 FAX:(510) 661-0888

This report shall not be reproduced except in full, without the written approval of UL Verification Services Inc.

RADIATED EMISSIONS

Frequency (GHz)	Meter Reading (dBuV)	Det	AF T345 (dB/m)	Amp/Cbl/Fltr/Pad (dB)	DC Corr (dB)	Corrected Reading (dBuV/m)	Avg Limit (dBuV/m)	Margin (dB)	Peak Limit (dBuV/m)	PK Margin (dB)	UNII Non-Restricted (dBuV/m)	PK Margin (dB)	Azimuth (Degs)	Height (cm)	Polarity
1.61045	41.46	ADR	28.4	-45.8	.12	24.18	54	-29.82	-	-	-	-	41	305	V
1.61253	52.34	PK-U	28.5	-45.8	0	35.04	-	-	74	-38.96	-	-	41	305	V
4.61483	49.13	PK-U	34.1	-40.4	0	42.83	-	-	74	-31.17	-	-	74	142	H
4.61779	37.36	ADR	34.1	-40.3	.12	31.28	54	-22.72	-	-	-	-	74	142	H
10.32261	44.24	PK-U	37.5	-36.8	0	44.94	-	-	-	-	68.2	-23.26	208	185	H
10.99773	46.51	PK-U	37.9	-36.5	0	47.91	-	-	74	-26.09	-	-	316	169	H
10.99989	35.33	ADR	37.9	-36.5	.12	36.85	54	-17.15	-	-	-	-	316	169	H
11.00137	44	PK-U	37.9	-36.5	0	45.4	-	-	74	-28.6	-	-	136	215	V
11.00216	32.98	ADR	37.9	-36.5	.12	34.5	54	-19.5	-	-	-	-	136	215	V
13.49425	43.72	PK-U	39	-34.5	0	48.22	-	-	-	-	68.2	-19.98	64	249	V

PK-U - U-NII: Maximum Peak
ADR - U-NII AD primary method, RMS average

UL VERIFICATION SERVICES INC.
47173 Benicia Street, Fremont, CA 94538; USA TEL:(510) 319-4000 FAX:(510) 661-0888

This report shall not be reproduced except in full, without the written approval of UL Verification Services Inc.

MID CHANNEL RESULTS

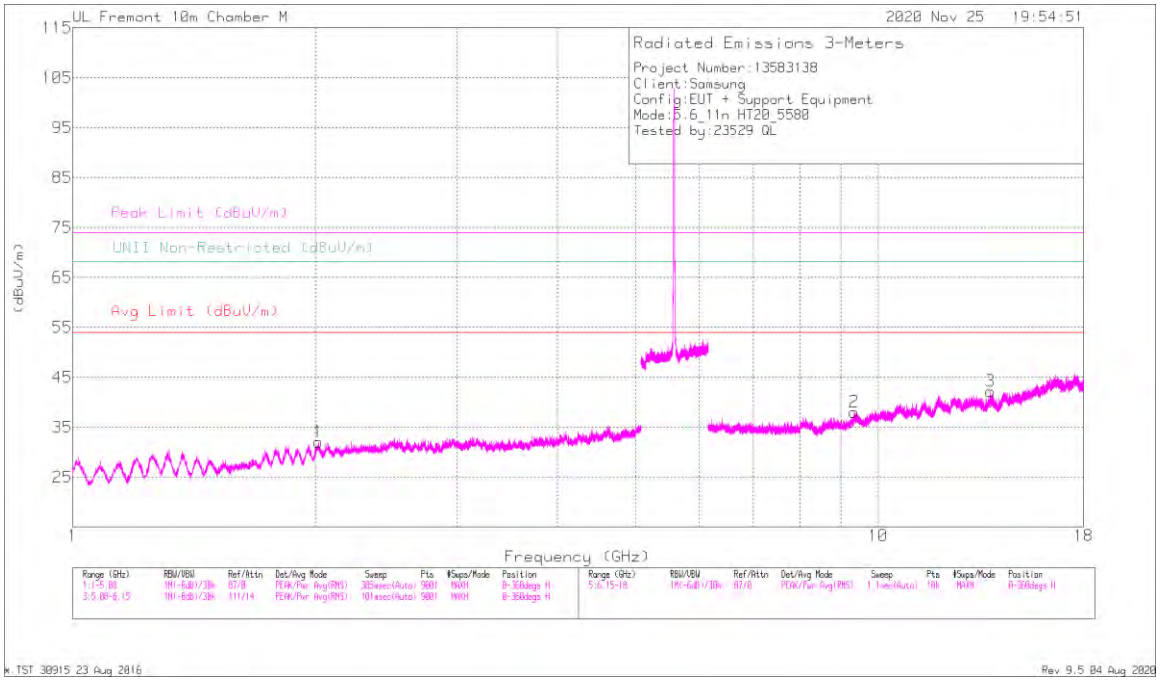

HORIZONTAL

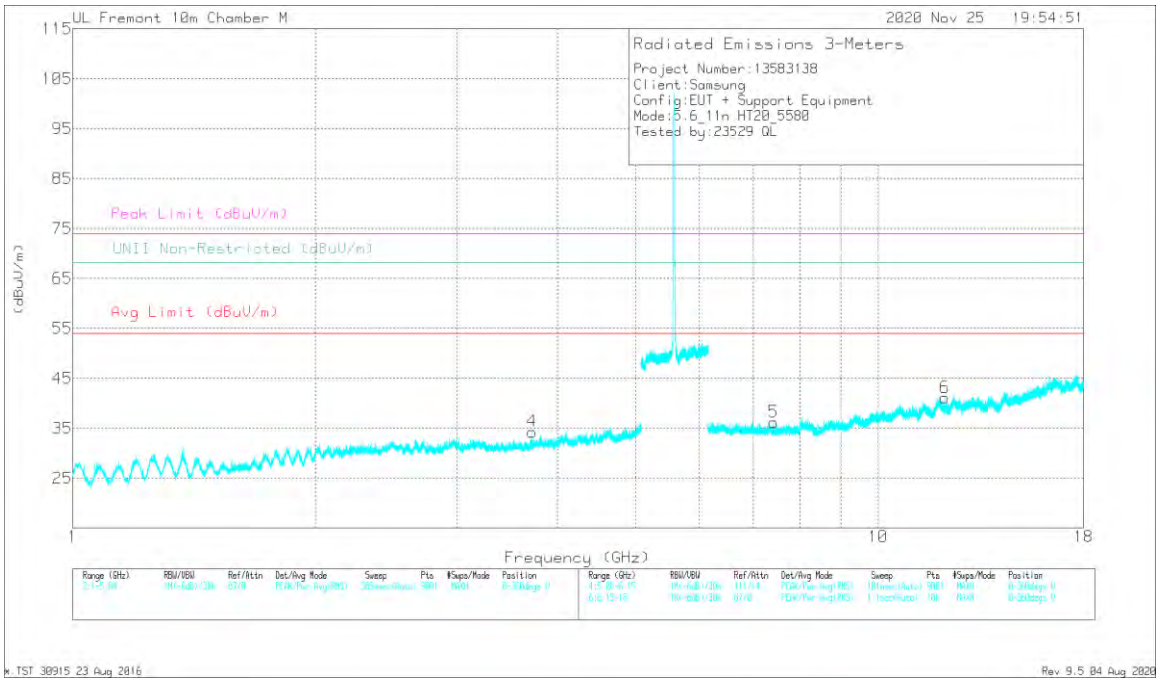

VERTICAL

UL VERIFICATION SERVICES INC.
47173 Benicia Street, Fremont, CA 94538; USA TEL:(510) 319-4000 FAX:(510) 661-0888

This report shall not be reproduced except in full, without the written approval of UL Verification Services Inc.

RADIATED EMISSIONS

Frequency (GHz)	Meter Reading (dBuV)	Det	AF T345 (dB/m)	Amp/Cbl/Fltr/Pad (dB)	DC Corr (dB)	Corrected Reading (dBuV/m)	Avg Limit (dBuV/m)	Margin (dB)	Peak Limit (dBuV/m)	PK Margin (dB)	UNII Non-Restricted (dBuV/m)	PK Margin (dB)	Azimuth (Degs)	Height (cm)	Polarity
2.01776	52.61	PK-U	31.3	-45.5	0	38.41	-	-	-	-	68.2	-29.79	205	109	H
3.7217	37.61	ADR	33.2	-41.8	.12	29.13	54	-24.87	-	-	-	-	103	233	V
3.72177	48.28	PK-U	33.2	-41.8	0	39.68	-	-	74	-34.32	-	-	103	233	V
7.42043	34.47	ADR	35.6	-37.7	.12	32.49	54	-21.51	-	-	-	-	347	310	V
7.42051	44.64	PK-U	35.6	-37.7	0	42.54	-	-	74	-31.46	-	-	347	310	V
9.34689	34.91	ADR	36.3	-36.7	.12	34.63	54	-19.37	-	-	-	-	5	221	H
9.34733	45.29	PK-U	36.3	-36.7	0	44.89	-	-	74	-29.11	-	-	5	221	H
12.10952	31.01	ADR	39	-34	.12	36.13	54	-17.87	-	-	-	-	270	288	V
12.10986	41.74	PK-U	39	-34	0	46.74	-	-	74	-27.26	-	-	270	288	V
13.79461	43.79	PK-U	38.6	-34.5	0	47.89	-	-	-	-	68.2	-20.31	271	156	H

PK-U - U-NII: Maximum Peak
ADR - U-NII AD primary method, RMS average

UL VERIFICATION SERVICES INC.
47173 Benicia Street, Fremont, CA 94538; USA TEL:(510) 319-4000 FAX:(510) 661-0888
This report shall not be reproduced except in full, without the written approval of UL Verification Services Inc.

HIGH CHANNEL RESULTS

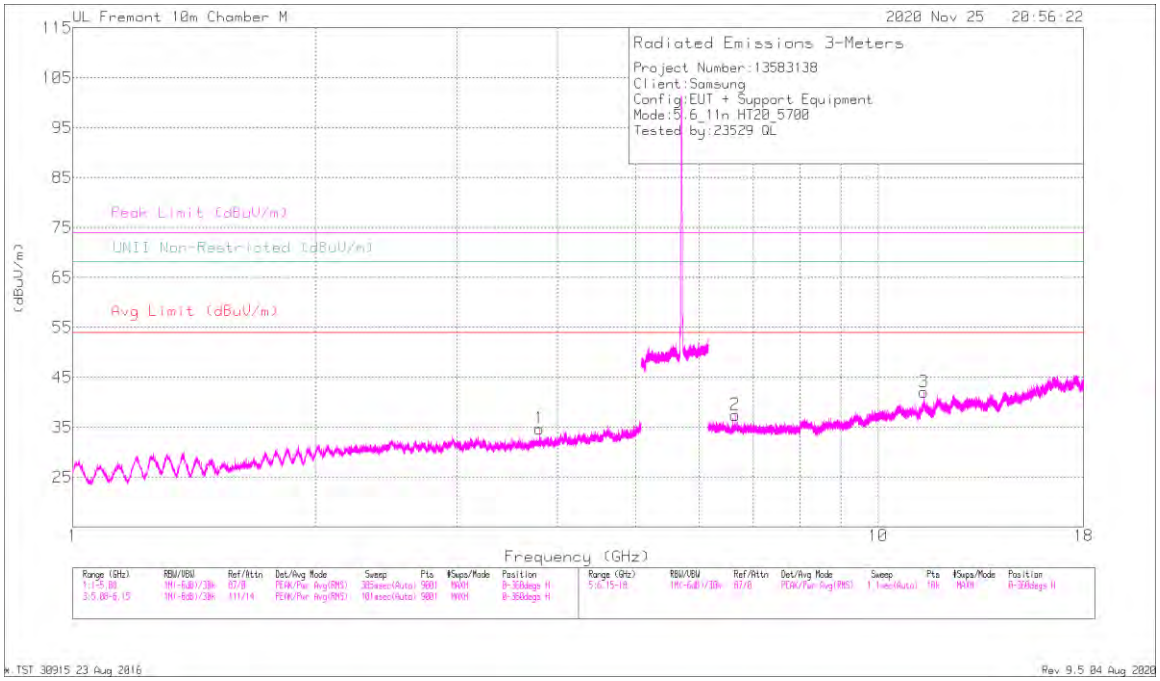

HORIZONTAL

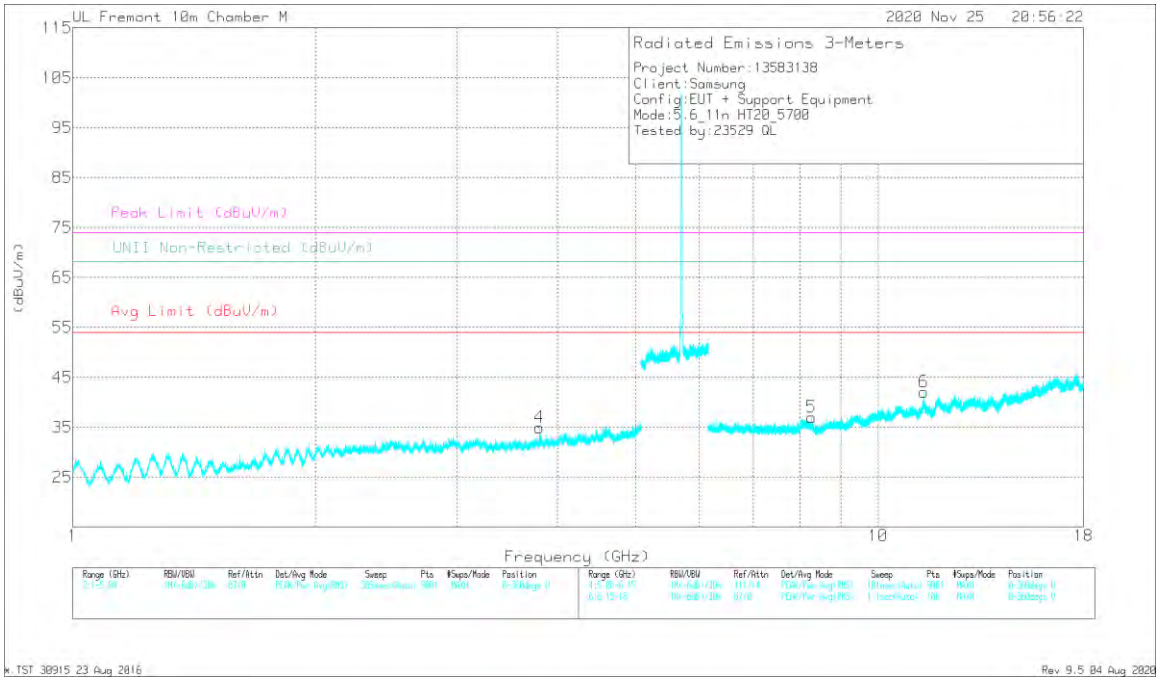

VERTICAL

UL VERIFICATION SERVICES INC.
47173 Benicia Street, Fremont, CA 94538; USA TEL:(510) 319-4000 FAX:(510) 661-0888

This report shall not be reproduced except in full, without the written approval of UL Verification Services Inc.

RADIATED EMISSIONS

Frequency (GHz)	Meter Reading (dBuV)	Det	AF T345 (dB/m)	Amp/Cbl/Fltr/Pad (dB)	DC Corr (dB)	Corrected Reading (dBuV/m)	Avg Limit (dBuV/m)	Margin (dB)	Peak Limit (dBuV/m)	PK Margin (dB)	UNII Non-Restricted (dBuV/m)	PK Margin (dB)	Azimuth (Degs)	Height (cm)	Polarity
3.79987	51.68	PK-U	33.5	-41.6	0	43.58	-	-	74	-30.42	-	-	200	222	H
3.79991	43.38	ADR	33.5	-41.6	.12	35.4	54	-18.6	-	-	-	-	200	222	H
3.79991	50.24	PK-U	33.5	-41.6	0	42.14	-	-	74	-31.86	-	-	161	175	V
3.79999	39.69	ADR	33.5	-41.6	.12	31.71	54	-22.29	-	-	-	-	161	175	V
6.64626	46.49	PK-U	35.7	-38.1	0	44.09	-	-	-	-	68.2	-24.11	115	155	H
8.26598	46.76	PK-U	35.8	-37.3	0	45.26	-	-	74	-28.74	-	-	94	211	V
8.26913	35.16	ADR	35.9	-37.3	.12	33.88	54	-20.12	-	-	-	-	94	211	V
11.39387	47.83	PK-U	38.2	-35.5	0	50.53	-	-	74	-23.47	-	-	358	239	H
11.3968	36.38	ADR	38.2	-35.5	.12	39.2	54	-14.8	-	-	-	-	358	239	H
11.40106	37.13	ADR	38.2	-35.4	.12	40.05	54	-13.95	-	-	-	-	224	206	V
11.40373	48.86	PK-U	38.2	-35.3	0	51.76	-	-	74	-22.24	-	-	224	206	V

PK-U - U-NII: Maximum Peak
ADR - U-NII AD primary method, RMS average

UL VERIFICATION SERVICES INC.
47173 Benicia Street, Fremont, CA 94538; USA TEL:(510) 319-4000 FAX:(510) 661-0888

This report shall not be reproduced except in full, without the written approval of UL Verification Services Inc.

CHANNEL 144 RESULTS

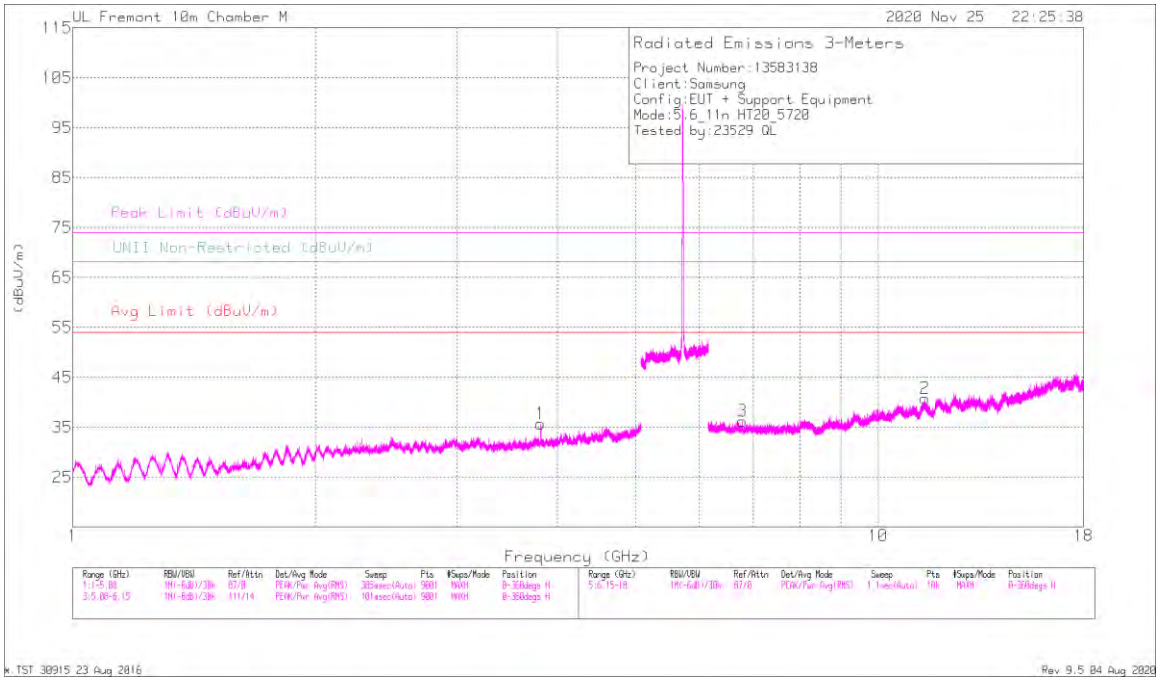

HORIZONTAL

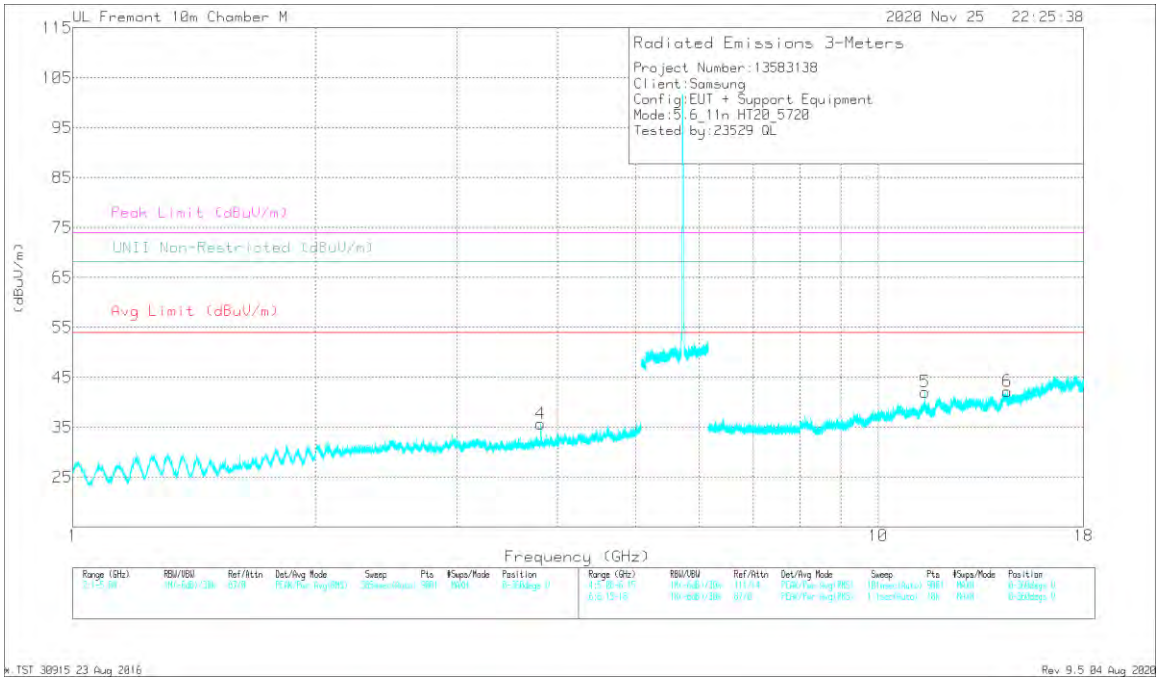

VERTICAL

UL VERIFICATION SERVICES INC.
47173 Benicia Street, Fremont, CA 94538; USA TEL:(510) 319-4000 FAX:(510) 661-0888

This report shall not be reproduced except in full, without the written approval of UL Verification Services Inc.

RADIATED EMISSIONS

Frequency (GHz)	Meter Reading (dBuV)	Det	AF T345 (dB/m)	Amp/Cbl/Fltr/Pad (dB)	DC Corr (dB)	Corrected Reading (dBuV/m)	Avg Limit (dBuV/m)	Margin (dB)	Peak Limit (dBuV/m)	PK Margin (dB)	UNII Non-Restricted (dBuV/m)	PK Margin (dB)	Azimuth (Degs)	Height (cm)	Polarity
3.81322	50.35	PK-U	33.5	-41.6	0	42.25	-	-	74	-31.75	-	-	164	138	V
3.81329	40.15	ADR	33.5	-41.6	.12	32.17	54	-21.83	-	-	-	-	164	138	V
3.81332	41.81	ADR	33.5	-41.6	.12	33.83	54	-20.17	-	-	-	-	205	169	H
3.81334	50.14	PK-U	33.5	-41.6	0	42.04	-	-	74	-31.96	-	-	205	169	H
6.78076	45.72	PK-U	35.7	-38.2	0	43.22	-	-	-	-	68.2	-24.98	74	232	H
11.43551	47.42	PK-U	38.2	-35.5	0	50.12	-	-	74	-23.88	-	-	357	251	H
11.44002	35.53	ADR	38.2	-35.5	.12	38.35	54	-15.65	-	-	-	-	357	251	H
11.44005	48.61	PK-U	38.2	-35.5	0	51.31	-	-	74	-22.69	-	-	225	207	V
11.44023	37.01	ADR	38.2	-35.5	.12	39.83	54	-14.17	-	-	-	-	225	207	V
14.47386	44.25	PK-U	39.4	-34.8	0	48.85	-	-	74	-25.15	-	-	171	370	V
14.47551	32.56	ADR	39.5	-34.8	.12	37.38	54	-16.62	-	-	-	-	171	370	V

PK-U - U-NII: Maximum Peak
ADR - U-NII AD primary method, RMS average

UL VERIFICATION SERVICES INC.
47173 Benicia Street, Fremont, CA 94538; USA TEL:(510) 319-4000 FAX:(510) 661-0888

This report shall not be reproduced except in full, without the written approval of UL Verification Services Inc.

10.1.11. TX ABOVE 1 GHz 802.11n HT40 MODE IN THE 5.6 GHz BAND

BANDEDGE (LOW CHANNEL)

HORIZONTAL RESULT

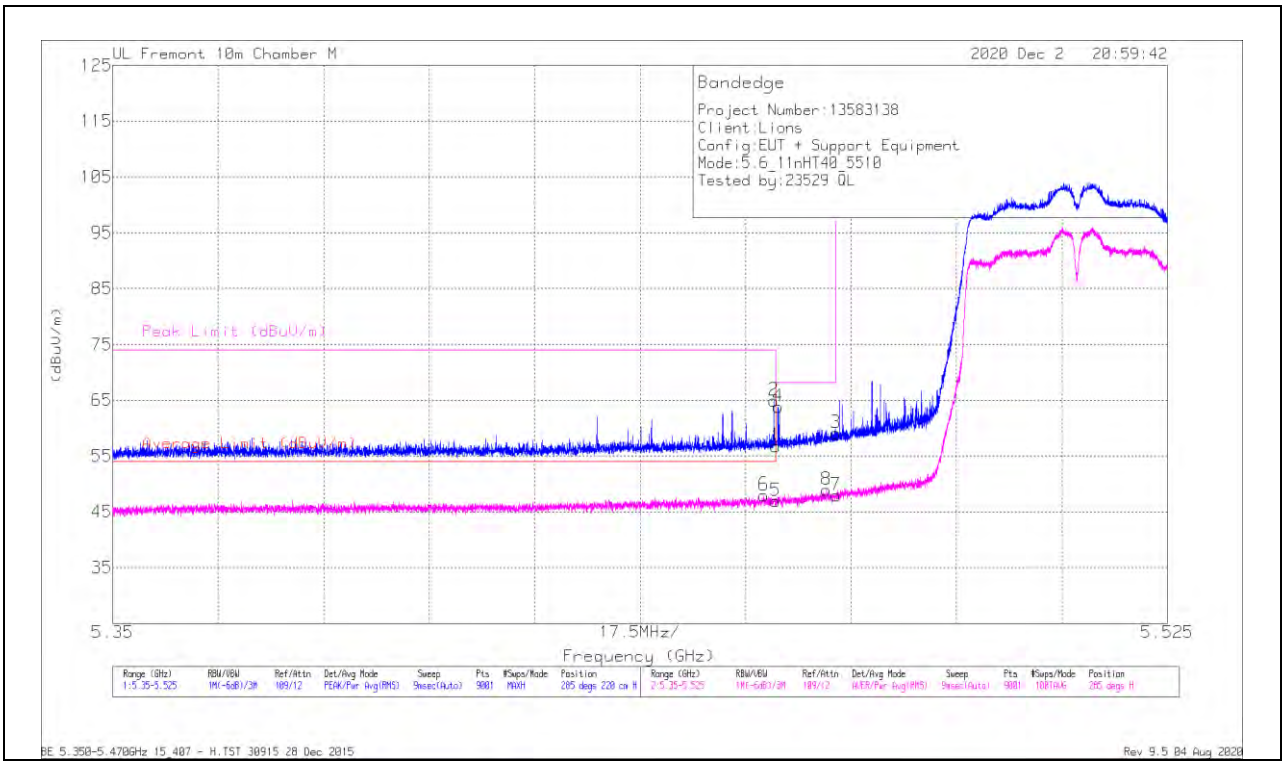

Marker	Frequency (GHz)	Meter Reading (dBuV)	Det	AF T345 (dB/m)	Amp/Cbl/Fltr/Pad (dB)	DC Corr (dB)	Corrected Reading (dBuV/m)	Average Limit (dBuV/m)	Margin (dB)	Peak Limit (dBuV/m)	PK Margin (dB)	Azimuth (Degs)	Height (cm)	Polarity
6	5.45801	23.56	RMS	34.8	-10.6	.23	47.99	54	-6.01	-	-	285	220	H
2	5.45968	40.8	Pk	34.7	-10.6	0	64.9	-	-	74	-9.1	285	220	H
1	5.45999	32.68	Pk	34.7	-10.6	0	56.78	-	-	74	-17.22	285	220	H
5	5.45999	22.57	RMS	34.7	-10.6	.23	46.9	54	-7.1	-	-	285	220	H
4	5.46046	39.78	Pk	34.7	-10.6	0	63.88	-	-	68.2	-4.32	285	220	H
8	5.46847	24.63	RMS	34.7	-10.6	.23	48.96	-	-	-	-	285	220	H
3	5.46999	34.87	Pk	34.8	-10.6	0	59.07	-	-	68.2	-9.13	285	220	H
7	5.46999	23.47	RMS	34.8	-10.6	.23	47.9	-	-	-	-	285	220	H

Pk - Peak detector
RMS - RMS detection

UL VERIFICATION SERVICES INC.
47173 Benicia Street, Fremont, CA 94538; USA TEL:(510) 319-4000 FAX:(510) 661-0888
This report shall not be reproduced except in full, without the written approval of UL Verification Services Inc.

VERTICAL RESULT

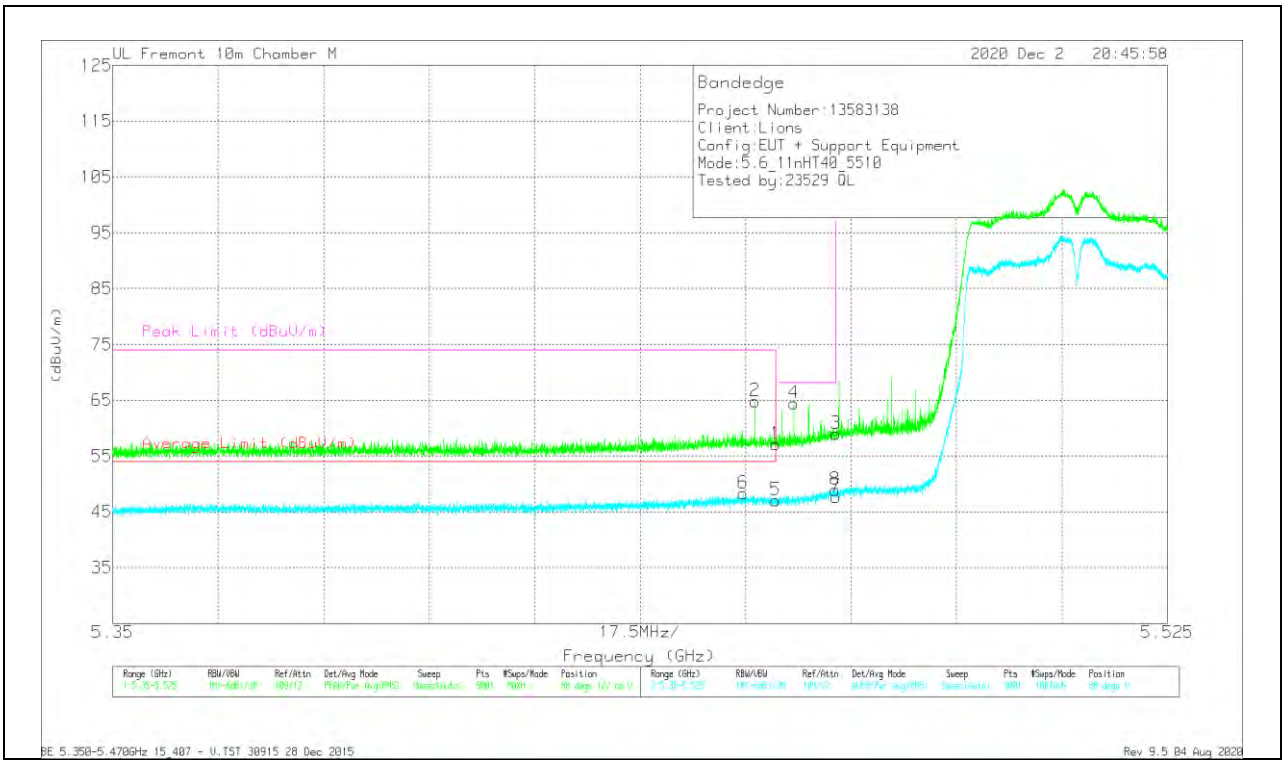

Marker	Frequency (GHz)	Meter Reading (dBuV)	Det	AF T345 (dB/m)	Amp/Cbl/Fltr/Pad (dB)	DC Corr (dB)	Corrected Reading (dBuV/m)	Average Limit (dBuV/m)	Margin (dB)	Peak Limit (dBuV/m)	PK Margin (dB)	Azimuth (Degs)	Height (cm)	Polarity
6	5.45461	23.92	RMS	34.7	-10.6	.23	48.25	54	-5.75	-	-	88	122	V
2	5.45655	40.67	Pk	34.8	-10.6	0	64.87	-	-	74	-9.13	88	122	V
1	5.45999	33	Pk	34.7	-10.6	0	57.1	-	-	74	-16.9	88	122	V
5	5.45999	22.68	RMS	34.7	-10.6	.23	47.01	54	-6.99	-	-	88	122	V
4	5.46301	40.39	Pk	34.7	-10.6	0	64.49	-	-	68.2	-3.71	88	122	V
8	5.46985	24.62	RMS	34.7	-10.6	.23	48.95	-	-	-	-	88	122	V
3	5.46999	34.8	Pk	34.8	-10.6	0	59	-	-	68.2	-9.2	88	122	V
7	5.46999	23.28	RMS	34.8	-10.6	.23	47.71	-	-	-	-	88	122	V

Pk - Peak detector
RMS - RMS detection

UL VERIFICATION SERVICES INC.
47173 Benicia Street, Fremont, CA 94538; USA TEL:(510) 319-4000 FAX:(510) 661-0888

This report shall not be reproduced except in full, without the written approval of UL Verification Services Inc.

BANDEDGE (HIGH CHANNEL)

HORIZONTAL RESULT

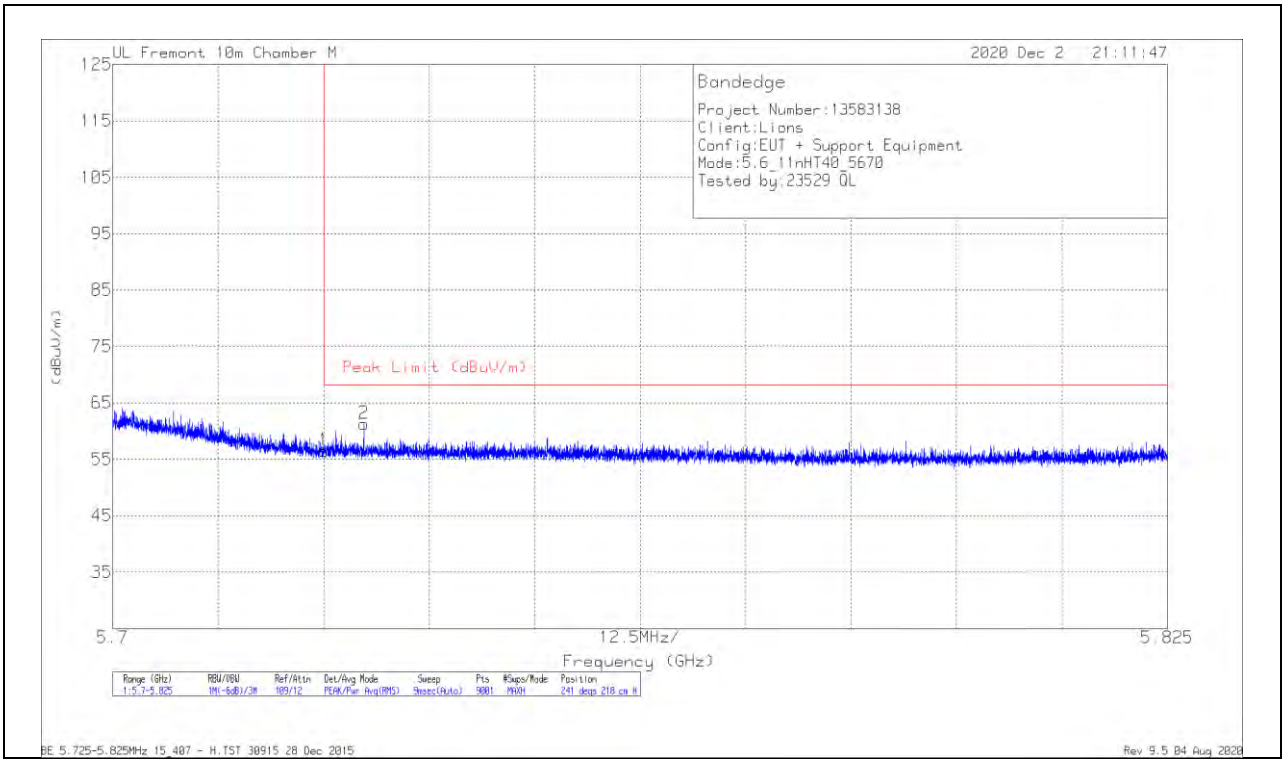

Marker	Frequency (GHz)	Meter Reading (dBuV)	Det	AF T345 (dB/m)	Amp/Cbl/Fltr /Pad (dB)	DC Corr (dB)	Corrected Reading (dBuV/m)	Peak Limit (dBuV/m)	PK Margin (dB)	Azimuth (Degs)	Height (cm)	Polarity
1	5.725	32.19	Pk	34.8	-10.5	0	56.49	68.2	-11.71	241	218	H
2	5.72976	36.89	Pk	34.8	-10.4	0	61.29	68.2	-6.91	241	218	H

Pk - Peak detector

UL VERIFICATION SERVICES INC.
47173 Benicia Street, Fremont, CA 94538; USA TEL:(510) 319-4000 FAX:(510) 661-0888

This report shall not be reproduced except in full, without the written approval of UL Verification Services Inc.

VERTICAL RESULT

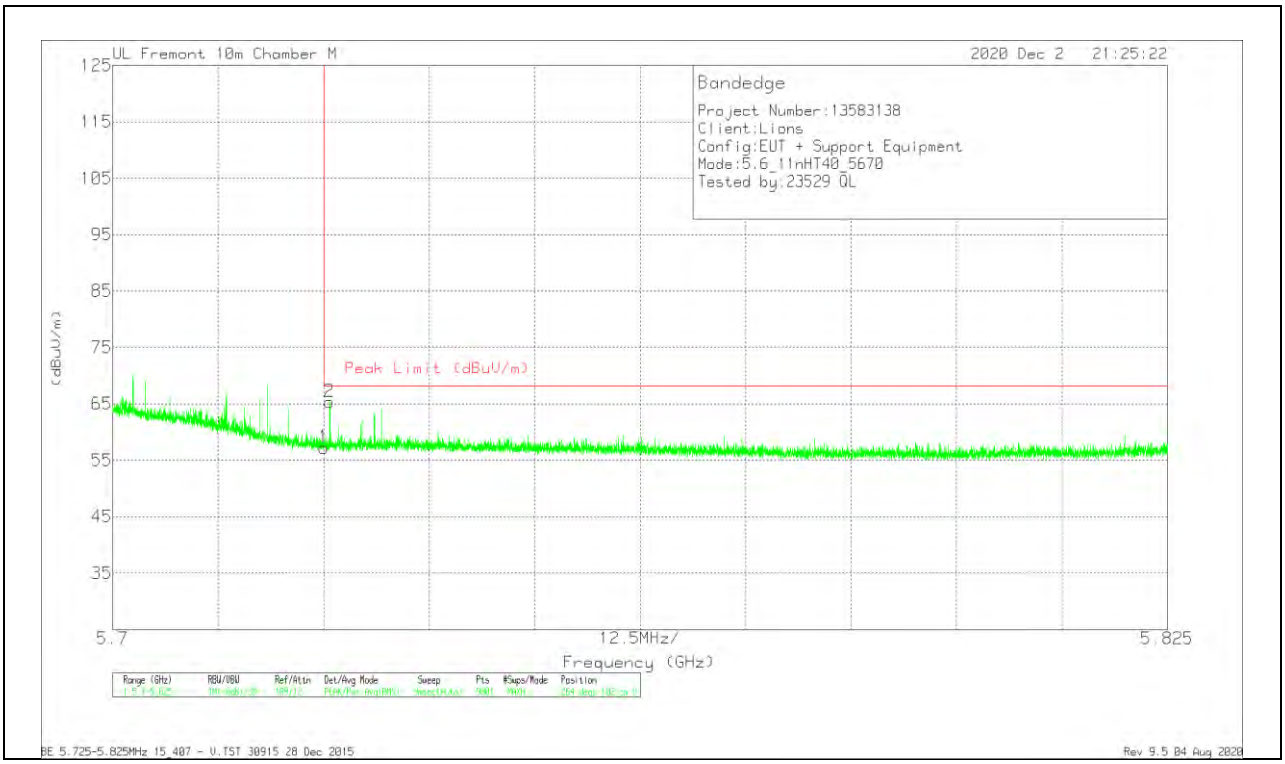

Marker	Frequency (GHz)	Meter Reading (dBuV)	Det	AF T345 (dB/m)	Amp/Cbl/Fltr /Pad (dB)	DC Corr (dB)	Corrected Reading (dBuV/m)	Peak Limit (dBuV/m)	PK Margin (dB)	Azimuth (Degs)	Height (cm)	Polarity
1	5.725	32.91	Pk	34.8	-10.5	0	57.21	68.2	-10.99	264	102	V
2	5.72572	41.15	Pk	34.7	-10.5	0	65.35	68.2	-2.85	264	102	V

Pk - Peak detector

UL VERIFICATION SERVICES INC.
47173 Benicia Street, Fremont, CA 94538; USA TEL:(510) 319-4000 FAX:(510) 661-0888

This report shall not be reproduced except in full, without the written approval of UL Verification Services Inc.

HARMONICS AND SPURIOUS EMISSIONS

LOW CHANNEL RESULTS

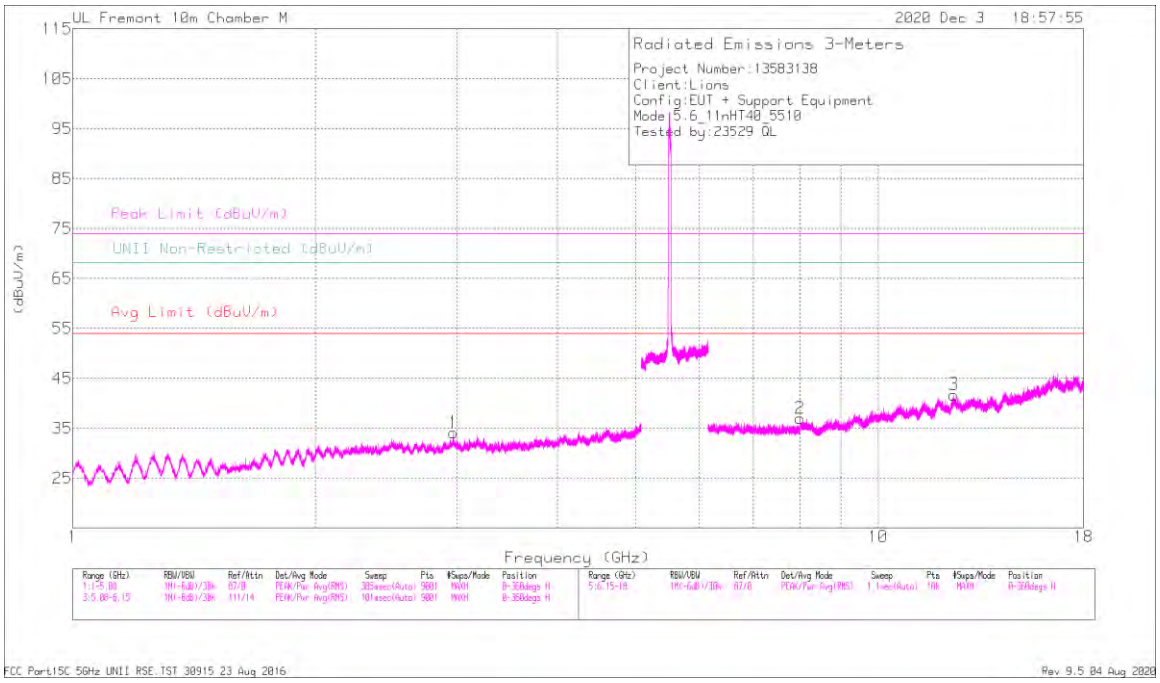

HORIZONTAL

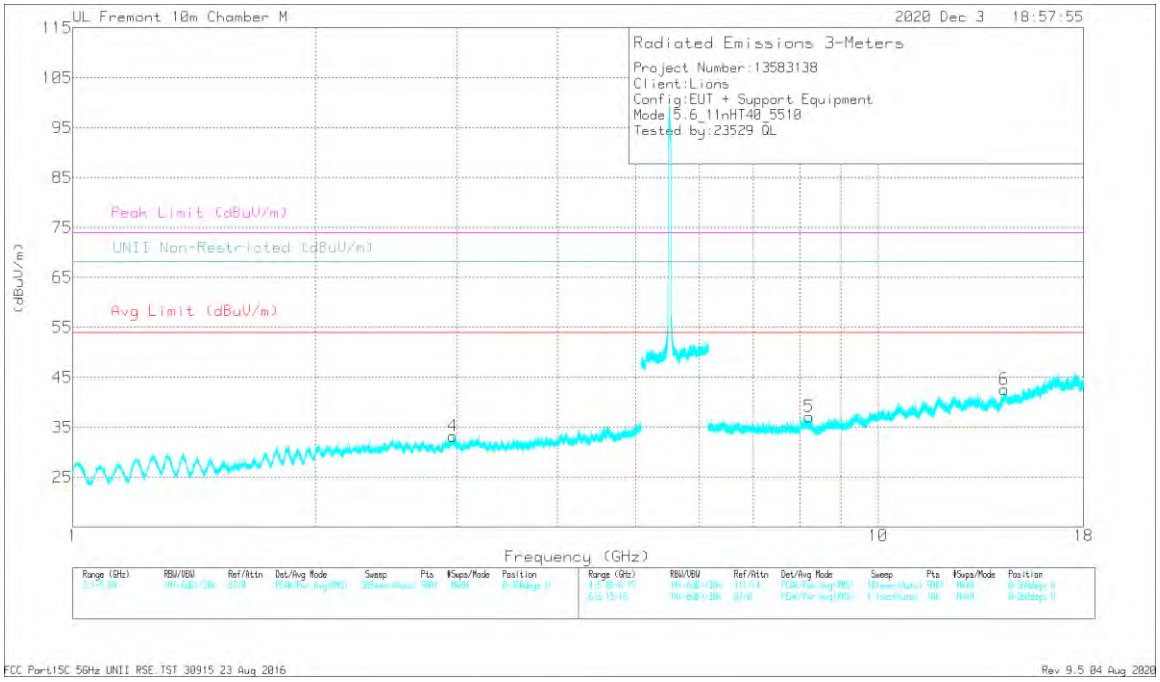

VERTICAL

UL VERIFICATION SERVICES INC.
47173 Benicia Street, Fremont, CA 94538; USA TEL:(510) 319-4000 FAX:(510) 661-0888

This report shall not be reproduced except in full, without the written approval of UL Verification Services Inc.

RADIATED EMISSIONS

Frequency (GHz)	Meter Reading (dBuV)	Det	AF T345 (dB/m)	Amp/Cbl/Fltr/Pad (dB)	DC Corr (dB)	Corrected Reading (dBuV/m)	Avg Limit (dBuV/m)	Margin (dB)	Peak Limit (dBuV/m)	PK Margin (dB)	UNII Non-Restricted (dBuV/m)	PK Margin (dB)	Azimuth (Degs)	Height (cm)	Polarity
2.96555	38.98	ADR	33	-42.3	.23	29.91	-	-	-	-	-	-	207	285	V
2.96629	49.93	PK-U	33	-42.3	0	40.63	-	-	-	-	68.2	-27.57	207	285	V
2.9702	38.47	ADR	33.1	-42.2	.23	29.6	-	-	-	-	-	-	168	267	H
2.97119	49.59	PK-U	33.1	-42.2	0	40.49	-	-	-	-	68.2	-27.71	168	267	H
8.00027	35.69	ADR	35.7	-37.3	.23	34.32	-	-	-	-	-	-	336	232	H
8.00226	47.08	PK-U	35.7	-37.3	0	45.48	-	-	-	-	68.2	-22.72	336	232	H
8.21323	34.45	ADR	35.7	-37.4	.23	32.98	54	-21.02	-	-	-	-	143	137	V
8.21357	44.99	PK-U	35.7	-37.4	0	43.29	-	-	74	-30.71	-	-	143	137	V
12.41585	31.62	ADR	39.1	-33.4	.23	37.55	54	-16.45	-	-	-	-	231	187	H
12.41897	42.14	PK-U	39.1	-33.4	0	47.84	-	-	74	-26.16	-	-	231	187	H
14.35202	45.08	PK-U	39.2	-34.8	0	49.48	-	-	-	-	68.2	-18.72	251	214	V
14.35407	33.4	ADR	39.2	-34.8	.23	38.03	-	-	-	-	-	-	251	214	V

PK-U - U-NII: Maximum Peak
ADR - U-NII AD primary method, RMS average

UL VERIFICATION SERVICES INC.
47173 Benicia Street, Fremont, CA 94538; USA TEL:(510) 319-4000 FAX:(510) 661-0888

This report shall not be reproduced except in full, without the written approval of UL Verification Services Inc.

MID CHANNEL RESULTS

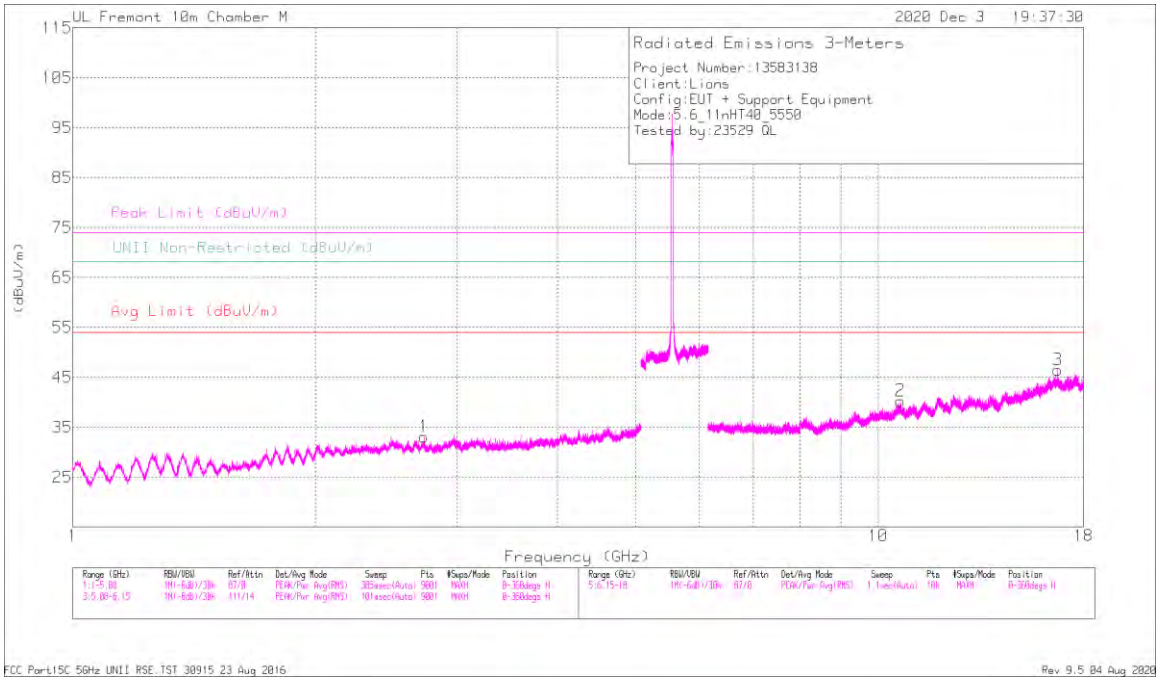

HORIZONTAL

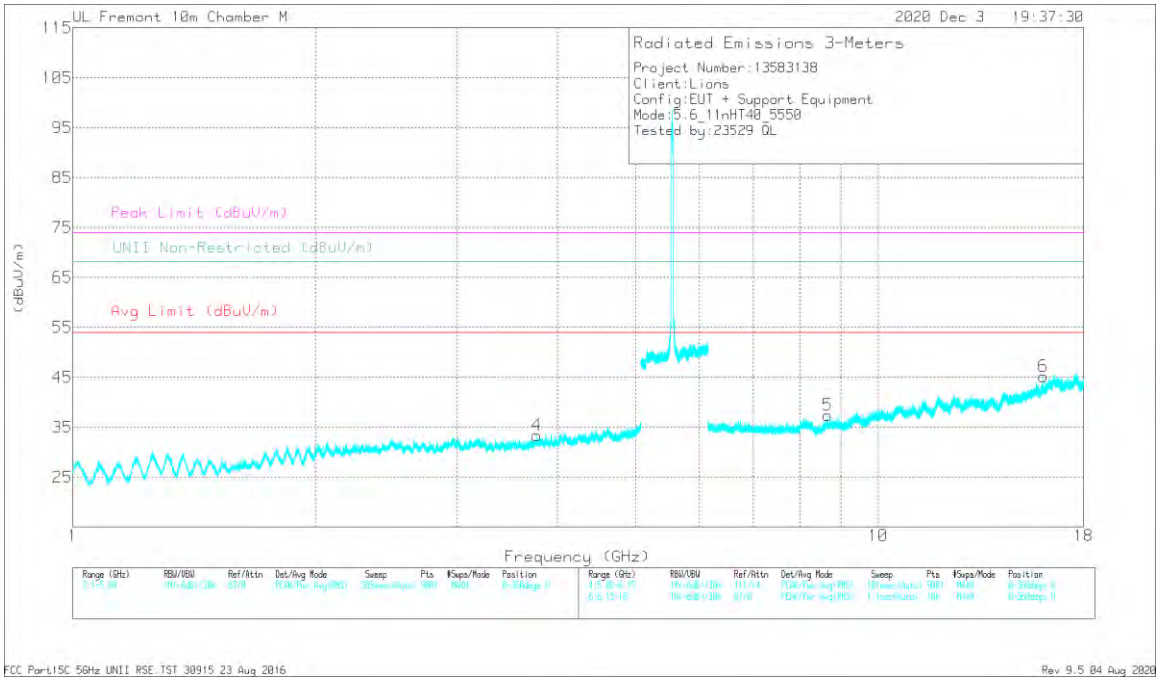

VERTICAL

UL VERIFICATION SERVICES INC.
47173 Benicia Street, Fremont, CA 94538; USA TEL:(510) 319-4000 FAX:(510) 661-0888

This report shall not be reproduced except in full, without the written approval of UL Verification Services Inc.

RADIATED EMISSIONS

Frequency (GHz)	Meter Reading (dBuV)	Det	AF T345 (dB/m)	Amp/Cbl/Fltr/Pad (dB)	DC Corr (dB)	Corrected Reading (dBuV/m)	Avg Limit (dBuV/m)	Margin (dB)	Peak Limit (dBuV/m)	PK Margin (dB)	UNII Non-Restricted (dBuV/m)	PK Margin (dB)	Azimuth (Degs)	Height (cm)	Polarity
2.72856	50.41	PK-U	32.3	-43.1	0	39.61	-	-	74	-34.39	-	-	154	185	H
2.72963	39.19	ADR	32.3	-43	.23	28.72	54	-25.28	-	-	-	-	154	185	H
3.76821	48.27	PK-U	33.5	-41.7	0	40.07	-	-	74	-33.93	-	-	214	210	V
3.76887	37.48	ADR	33.5	-41.7	.23	29.51	54	-24.49	-	-	-	-	214	210	V
8.65839	44.73	PK-U	35.8	-37.2	0	43.33	-	-	-	-	68.2	-24.87	95	119	V
10.66025	45.75	PK-U	38	-36.4	0	47.35	-	-	74	-26.65	-	-	158	197	H
10.66257	34.17	ADR	38	-36.4	.23	36	54	-18	-	-	-	-	158	197	H
16.05353	41.07	PK-U	41	-32.3	0	49.77	-	-	74	-24.23	-	-	294	325	V
16.05405	30.41	ADR	41	-32.3	.23	39.34	54	-14.66	-	-	-	-	294	325	V
16.71384	41.22	PK-U	41.9	-32.6	0	50.52	-	-	-	-	68.2	-17.68	322	376	H

PK-U - U-NII: Maximum Peak
ADR - U-NII AD primary method, RMS average

UL VERIFICATION SERVICES INC.
47173 Benicia Street, Fremont, CA 94538; USA TEL:(510) 319-4000 FAX:(510) 661-0888

This report shall not be reproduced except in full, without the written approval of UL Verification Services Inc.

HIGH CHANNEL RESULTS

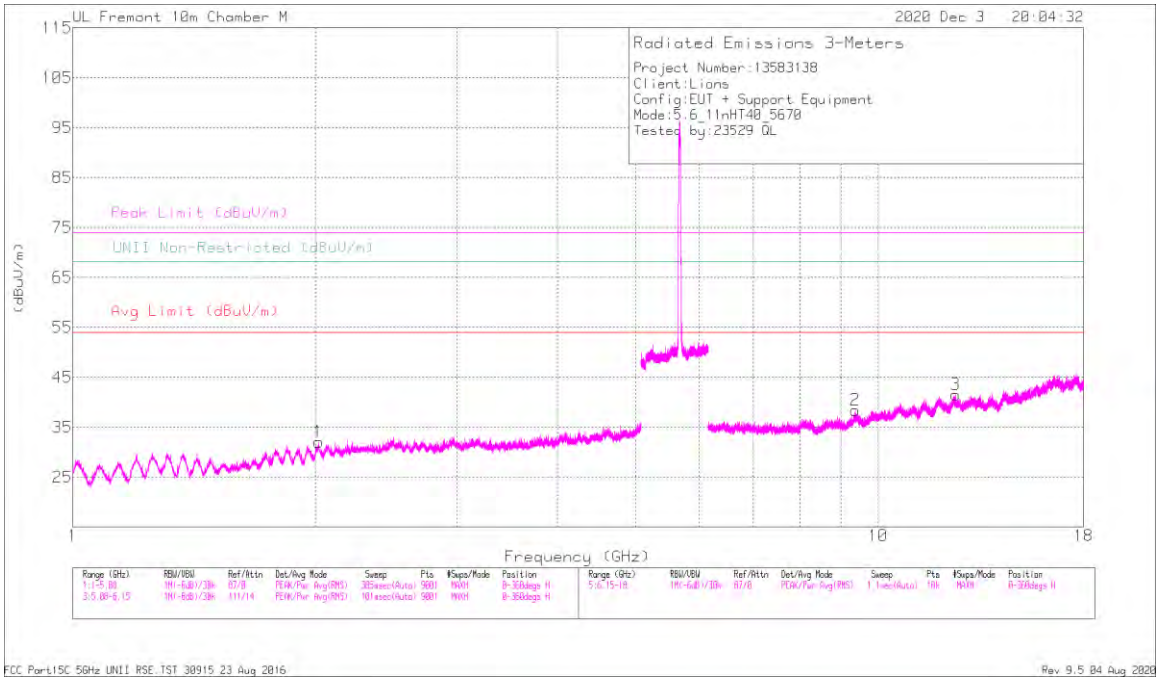

HORIZONTAL

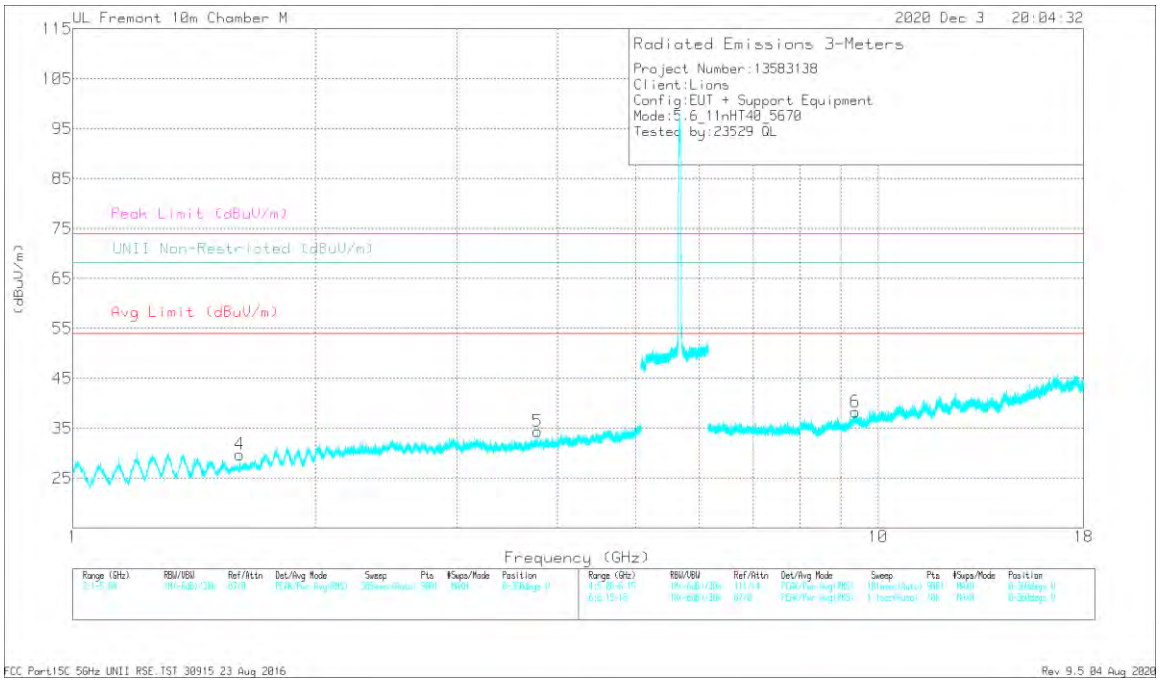

VERTICAL

UL VERIFICATION SERVICES INC.
47173 Benicia Street, Fremont, CA 94538; USA TEL:(510) 319-4000 FAX:(510) 661-0888

This report shall not be reproduced except in full, without the written approval of UL Verification Services Inc.

RADIATED EMISSIONS

Frequency (GHz)	Meter Reading (dBuV)	Det	AF T345 (dB/m)	Amp/Cbl/Fltr/Pad (dB)	DC Corr (dB)	Corrected Reading (dBuV/m)	Avg Limit (dBuV/m)	Margin (dB)	Peak Limit (dBuV/m)	PK Margin (dB)	UNII Non-Restricted (dBuV/m)	PK Margin (dB)	Azimuth (Degs)	Height (cm)	Polarity
1.61263	54.56	PK-U	28.5	-45.8	0	37.26	-	-	74	-36.74	-	-	278	187	V
1.61436	41.53	ADR	28.5	-45.8	.23	24.46	54	-29.54	-	-	-	-	278	187	V
2.01854	53.02	PK-U	31.3	-45.5	0	38.82	-	-	-	-	68.2	-29.38	154	137	H
2.01858	41.97	ADR	31.3	-45.5	.23	28	-	-	-	-	-	-	154	137	H
3.77996	49.07	PK-U	33.5	-41.7	0	40.87	-	-	74	-33.13	-	-	354	327	V
3.78	38.58	ADR	33.5	-41.7	.23	30.61	54	-23.39	-	-	-	-	354	327	V
9.37366	34.24	ADR	36.3	-36.7	.23	34.07	54	-19.93	-	-	-	-	152	210	H
9.37515	44.76	PK-U	36.3	-36.7	0	44.36	-	-	74	-29.64	-	-	152	210	H
9.37583	45.27	PK-U	36.3	-36.7	0	44.87	-	-	74	-29.13	-	-	161	247	V
9.37812	34.84	ADR	36.3	-36.7	.23	34.67	54	-19.33	-	-	-	-	161	247	V
12.48211	43.3	PK-U	39.2	-33.8	0	48.7	-	-	74	-25.3	-	-	74	226	H
12.48271	32.09	ADR	39.2	-33.8	.23	37.72	54	-16.28	-	-	-	-	74	226	H

PK-U - U-NII: Maximum Peak
ADR - U-NII AD primary method, RMS average

UL VERIFICATION SERVICES INC.
47173 Benicia Street, Fremont, CA 94538; USA TEL:(510) 319-4000 FAX:(510) 661-0888

This report shall not be reproduced except in full, without the written approval of UL Verification Services Inc.

CHANNEL 142 RESULTS

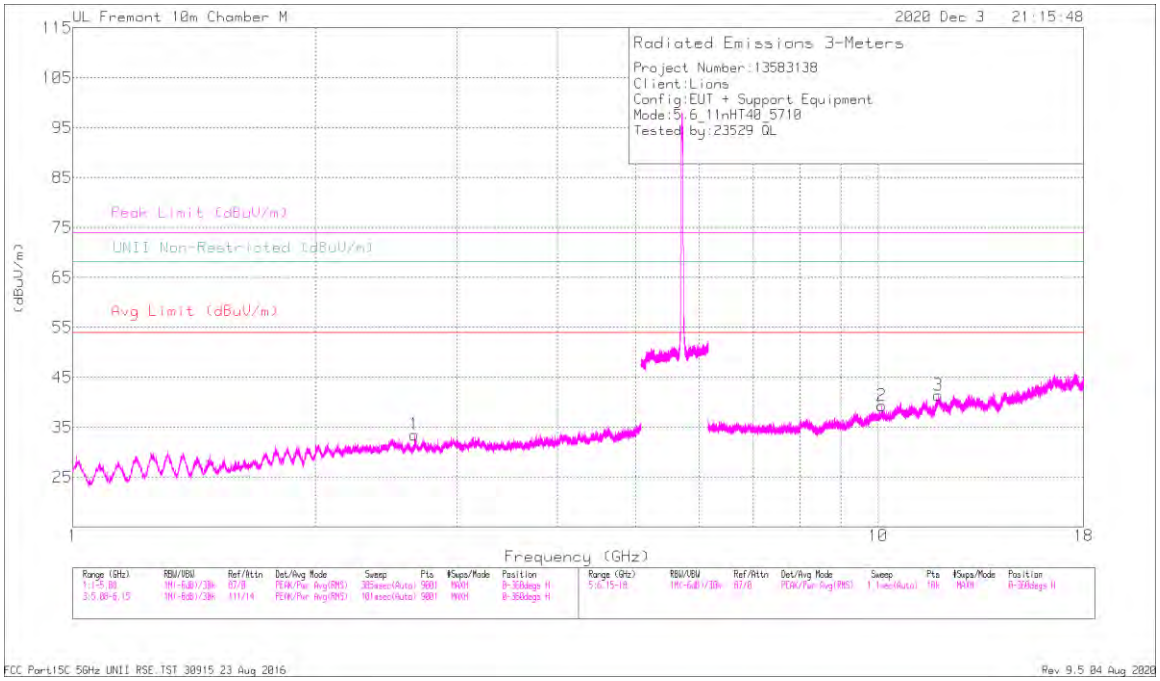

HORIZONTAL

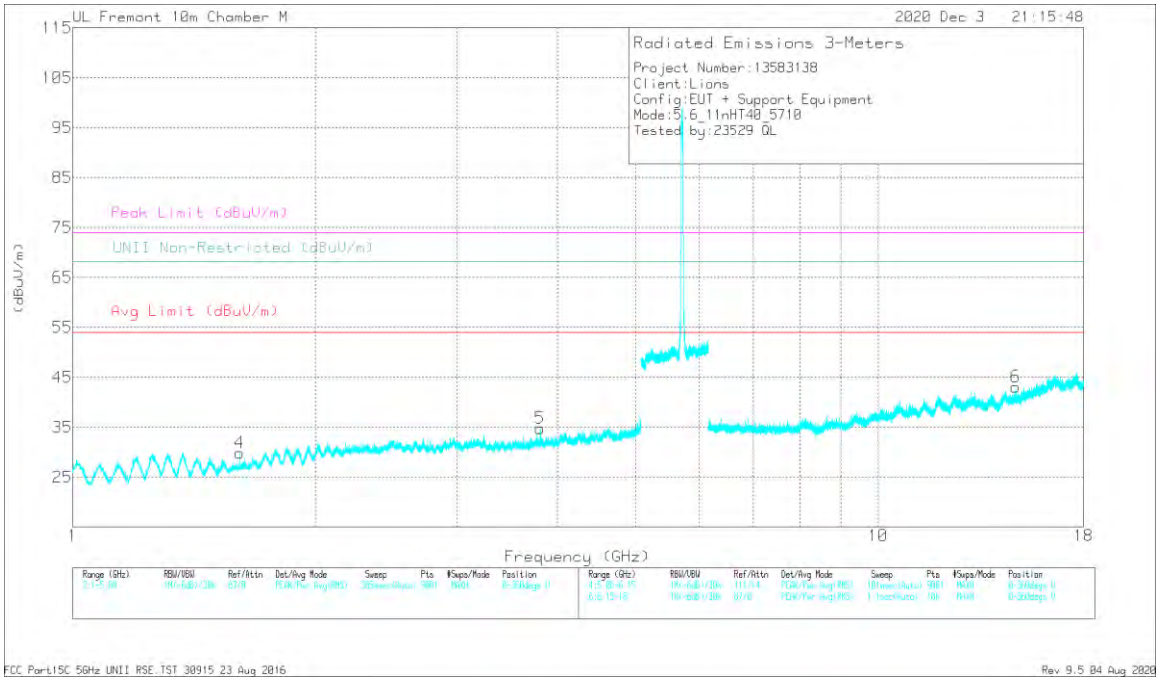

VERTICAL

UL VERIFICATION SERVICES INC.
47173 Benicia Street, Fremont, CA 94538; USA TEL:(510) 319-4000 FAX:(510) 661-0888

This report shall not be reproduced except in full, without the written approval of UL Verification Services Inc.

RADIATED EMISSIONS

Frequency (GHz)	Meter Reading (dBuV)	Det	AF T345 (dB/m)	Amp/Cbl/Fltr/Pad (dB)	DC Corr (dB)	Corrected Reading (dBuV/m)	Avg Limit (dBuV/m)	Margin (dB)	Peak Limit (dBuV/m)	PK Margin (dB)	UNII Non-Restricted (dBuV/m)	PK Margin (dB)	Azimuth (Degs)	Height (cm)	Polarity
1.61145	52.34	PK-U	28.5	-45.8	0	35.04	-	-	74	-38.96	-	-	238	202	V
1.61445	41.86	ADR	28.5	-45.8	.23	24.79	54	-29.21	-	-	-	-	238	202	V
2.65745	50.68	PK-U	32.3	-43.6	0	39.38	-	-	74	-34.62	-	-	67	107	H
2.66022	39.87	ADR	32.4	-43.6	.23	28.9	54	-25.1	-	-	-	-	67	107	H
3.80662	50.18	PK-U	33.5	-41.7	0	41.98	-	-	74	-32.02	-	-	166	102	V
3.80666	40.78	ADR	33.5	-41.7	.23	32.81	54	-21.19	-	-	-	-	166	102	V
10.09941	44.7	PK-U	37.1	-36.6	0	45.2	-	-	-	-	68.2	-23	248	175	H
11.87447	32.42	ADR	38.7	-34.7	.23	36.65	54	-17.35	-	-	-	-	284	157	H
11.87642	45.02	PK-U	38.7	-34.7	0	49.02	-	-	74	-24.98	-	-	284	157	H
14.82558	42.63	PK-U	39.8	-34.3	0	48.13	-	-	-	-	68.2	-20.07	333	161	V

PK-U - U-NII: Maximum Peak
ADR - U-NII AD primary method, RMS average

UL VERIFICATION SERVICES INC.
47173 Benicia Street, Fremont, CA 94538; USA TEL:(510) 319-4000 FAX:(510) 661-0888

This report shall not be reproduced except in full, without the written approval of UL Verification Services Inc.

10.1.12. TX ABOVE 1 GHz 802.11ac VHT80 MODE IN THE 5.6 GHz BAND

BANDEDGE (LOW CHANNEL)

HORIZONTAL RESULT

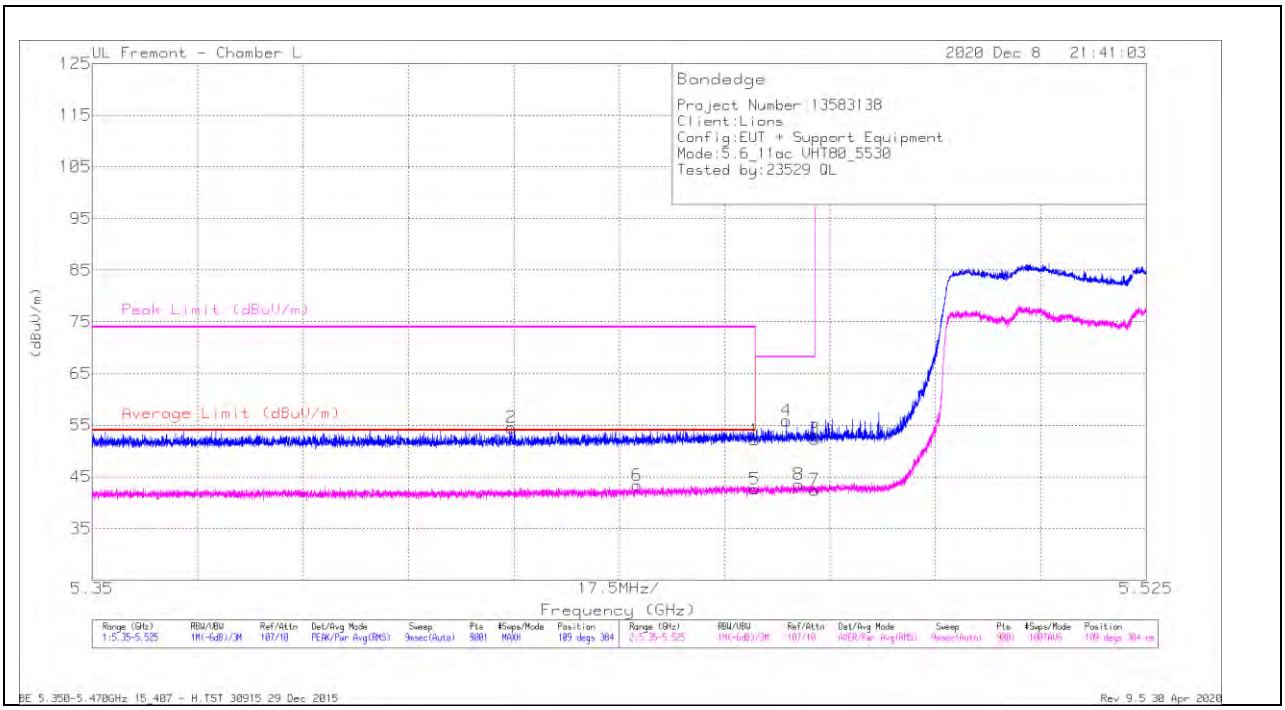

Marker	Frequency (GHz)	Meter Reading (dBuV)	Det	AF 344 (dB/m)	Amp/Cbl/Fltr/Pad (dB)	DC Corr (dB)	Corrected Reading (dBuV/m)	Average Limit (dBuV/m)	Margin (dB)	Peak Limit (dBuV/m)	PK Margin (dB)	Azimuth (Degs)	Height (cm)	Polarity
1	* 5.45999	34.43	Pk	34.6	-16.9	0	52.13	-	-	74	-21.87	109	384	H
2	* 5.41959	36.93	Pk	34.5	-16.9	0	54.53	-	-	74	-19.47	109	384	H
3	5.46999	34.64	Pk	34.6	-16.9	0	52.34	-	-	68.2	-15.86	109	384	H
4	5.46524	38.27	Pk	34.5	-16.9	0	55.87	-	-	68.2	-12.33	109	384	H
5	* 5.45999	24.49	RMS	34.6	-16.9	.45	42.64	54	-11.36	-	-	109	384	H
6	* 5.44045	25.22	RMS	34.6	-16.9	.45	43.37	54	-10.63	-	-	109	384	H
7	5.46999	24.31	RMS	34.6	-16.9	.45	42.46	-	-	-	-	109	384	H
8	5.46729	25.37	RMS	34.6	-16.9	.45	43.52	-	-	-	-	109	384	H

* - indicates frequency in CFR47 Pt 15 / IC RSS-Restricted Band
Pk - Peak detector
RMS - RMS detection

UL VERIFICATION SERVICES INC.
47173 Benicia Street, Fremont, CA 94538; USA TEL:(510) 319-4000 FAX:(510) 661-0888
This report shall not be reproduced except in full, without the written approval of UL Verification Services Inc.

VERTICAL RESULT

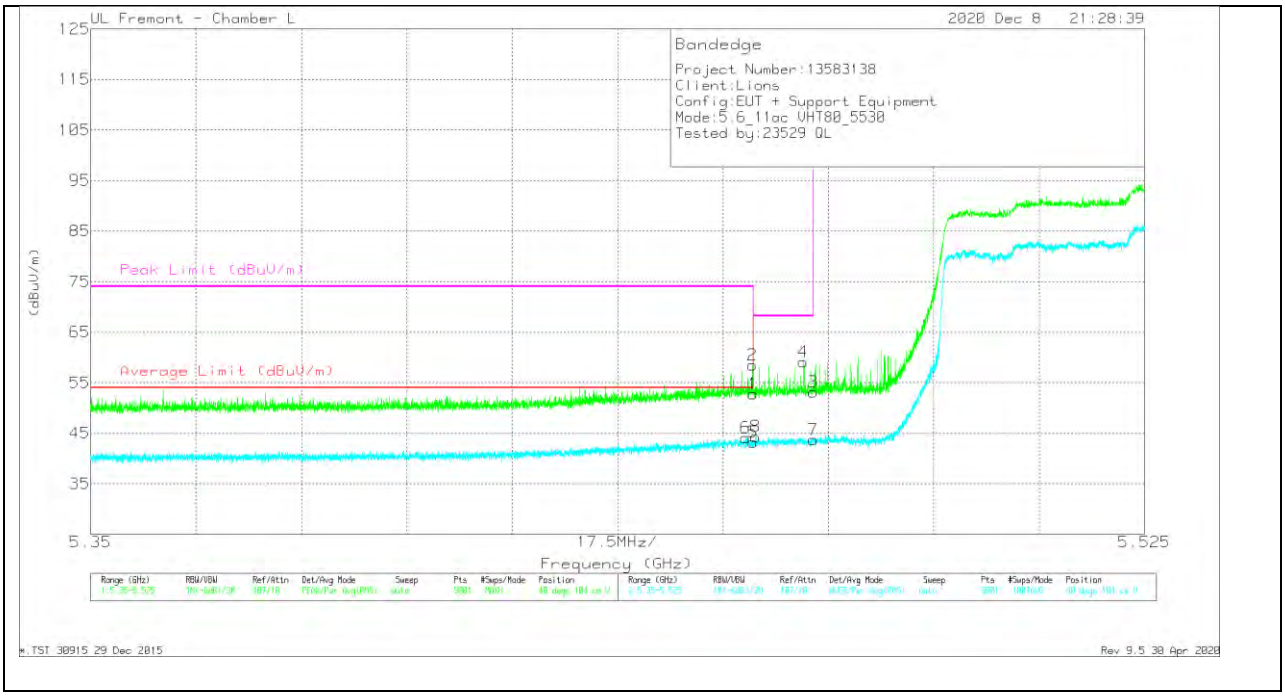

Marker	Frequency (GHz)	Meter Reading (dBuV)	Det	AF 344 (dB/m)	Amp/Cbl/Fltr/Pad (dB)	DC Corr (dB)	Corrected Reading (dBuV/m)	Average Limit (dBuV/m)	Margin (dB)	Peak Limit (dBuV/m)	PK Margin (dB)	Azimuth (Degs)	Height (cm)	Polarity
1	* 5.45999	35.07	Pk	34.6	-16.9	0	52.77	-	-	74	-21.23	40	104	V
2	* 5.45994	40.77	Pk	34.6	-16.9	0	58.47	-	-	74	-15.53	40	104	V
3	5.46999	35.46	Pk	34.6	-16.9	0	53.16	-	-	68.2	-15.04	40	104	V
4	5.4683	41.4	Pk	34.6	-16.9	0	59.1	-	-	68.2	-9.1	40	104	V
5	* 5.45999	25.04	RMS	34.6	-16.9	.45	43.19	54	-10.81	-	-	40	104	V
6	* 5.45879	25.99	RMS	34.6	-16.9	.45	44.14	54	-9.86	-	-	40	104	V
7	5.46999	25.6	RMS	34.6	-16.9	.45	43.75	-	-	-	-	40	104	V
8	5.46046	26.15	RMS	34.6	-16.9	.45	44.3	-	-	-	-	40	104	V

* - indicates frequency in CFR47 Pt 15 / IC RSS-Restricted Band
Pk - Peak detector
RMS - RMS detection

UL VERIFICATION SERVICES INC.
47173 Benicia Street, Fremont, CA 94538; USA TEL:(510) 319-4000 FAX:(510) 661-0888

This report shall not be reproduced except in full, without the written approval of UL Verification Services Inc.

BANDEDGE (HIGH CHANNEL)

HORIZONTAL RESULT

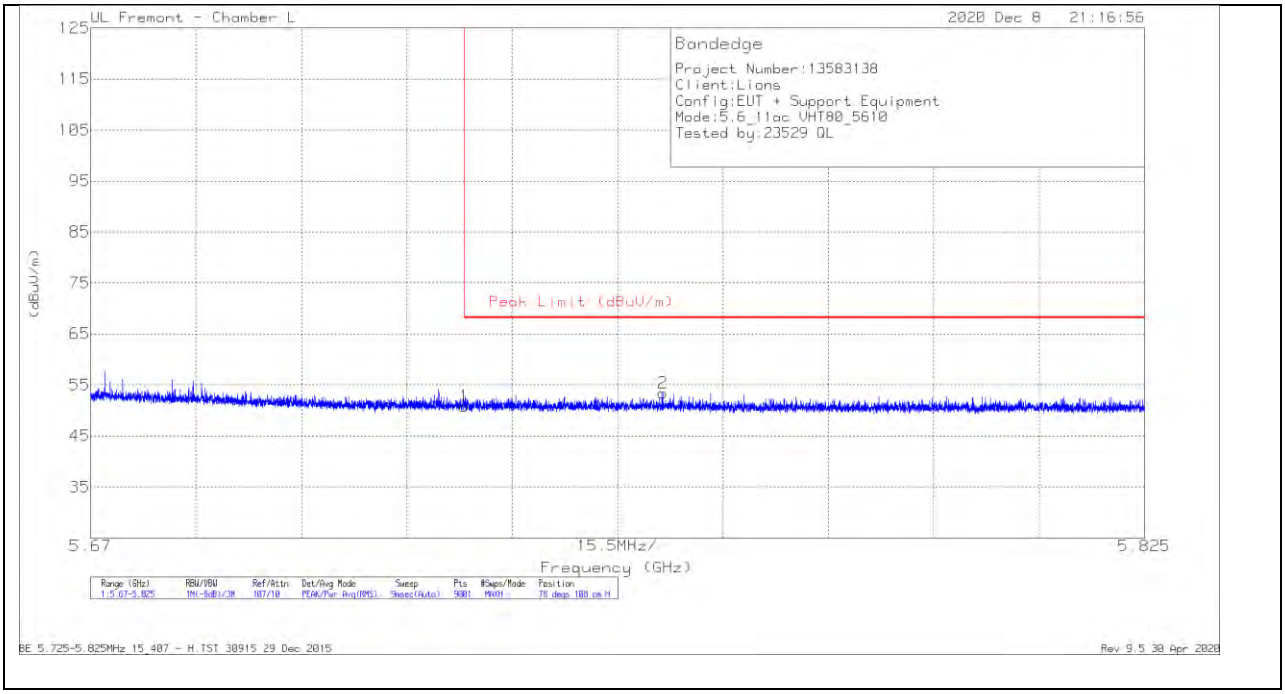

Marker	Frequency (GHz)	Meter Reading (dBuV)	Det	AF 344 (dB/m)	Amp/Cbl/Fltr/Pad (dB)	DC Corr (dB)	Corrected Reading (dBuV/m)	Peak Limit (dBuV/m)	PK Margin (dB)	Azimuth (Degs)	Height (cm)	Polarity
1	5.72501	32.77	Pk	34.7	-16.6	0	50.87	68.2	-17.33	78	108	H
2	5.75413	35.27	Pk	34.8	-16.6	0	53.47	68.2	-14.73	78	108	H

Pk - Peak detector

UL VERIFICATION SERVICES INC.
47173 Benicia Street, Fremont, CA 94538; USA TEL:(510) 319-4000 FAX:(510) 661-0888

This report shall not be reproduced except in full, without the written approval of UL Verification Services Inc.

VERTICAL RESULT

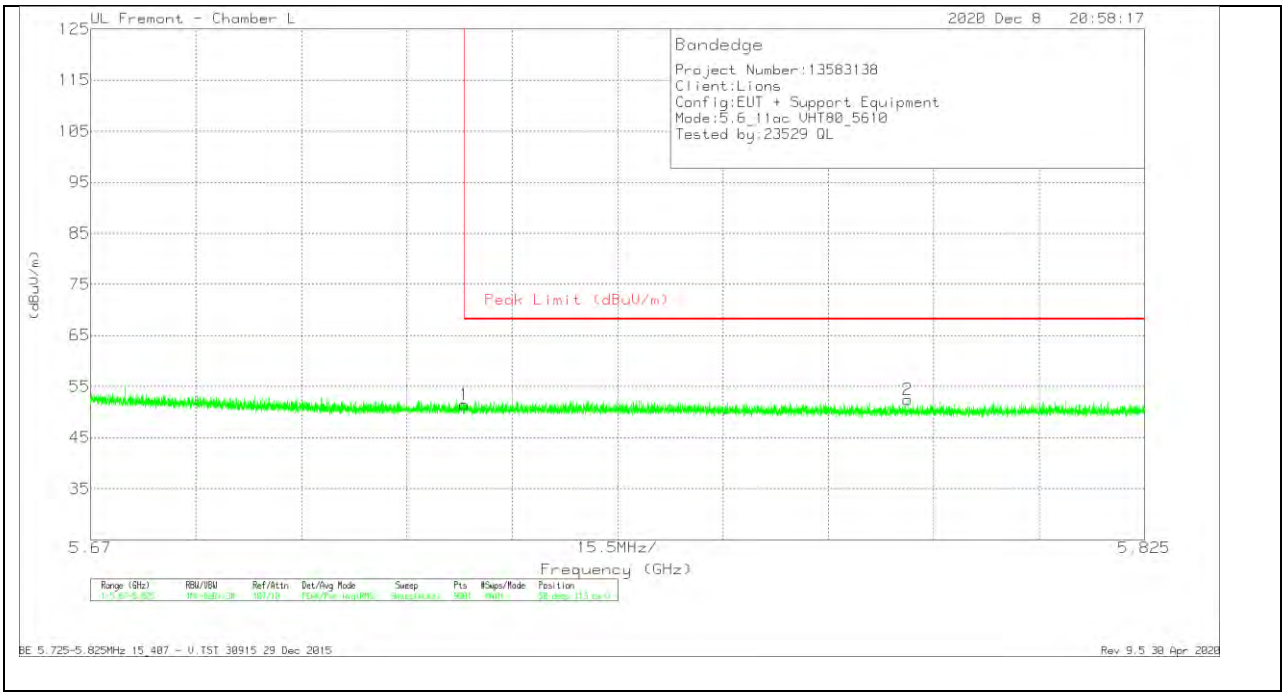

Marker	Frequency (GHz)	Meter Reading (dBuV)	Det	AF 344 (dB/m)	Amp/Cbl/Fltr/Pad (dB)	DC Corr (dB)	Corrected Reading (dBuV/m)	Peak Limit (dBuV/m)	PK Margin (dB)	Azimuth (Degs)	Height (cm)	Polarity
1	5.72501	33.33	Pk	34.7	-16.6	0	51.43	68.2	-16.77	50	113	V
2	5.79021	34.23	Pk	34.9	-16.7	0	52.43	68.2	-15.77	50	113	V

Pk - Peak detector

UL VERIFICATION SERVICES INC.
47173 Benicia Street, Fremont, CA 94538; USA TEL:(510) 319-4000 FAX:(510) 661-0888

This report shall not be reproduced except in full, without the written approval of UL Verification Services Inc.

HARMONICS AND SPURIOUS EMISSIONS

LOW CHANNEL RESULTS

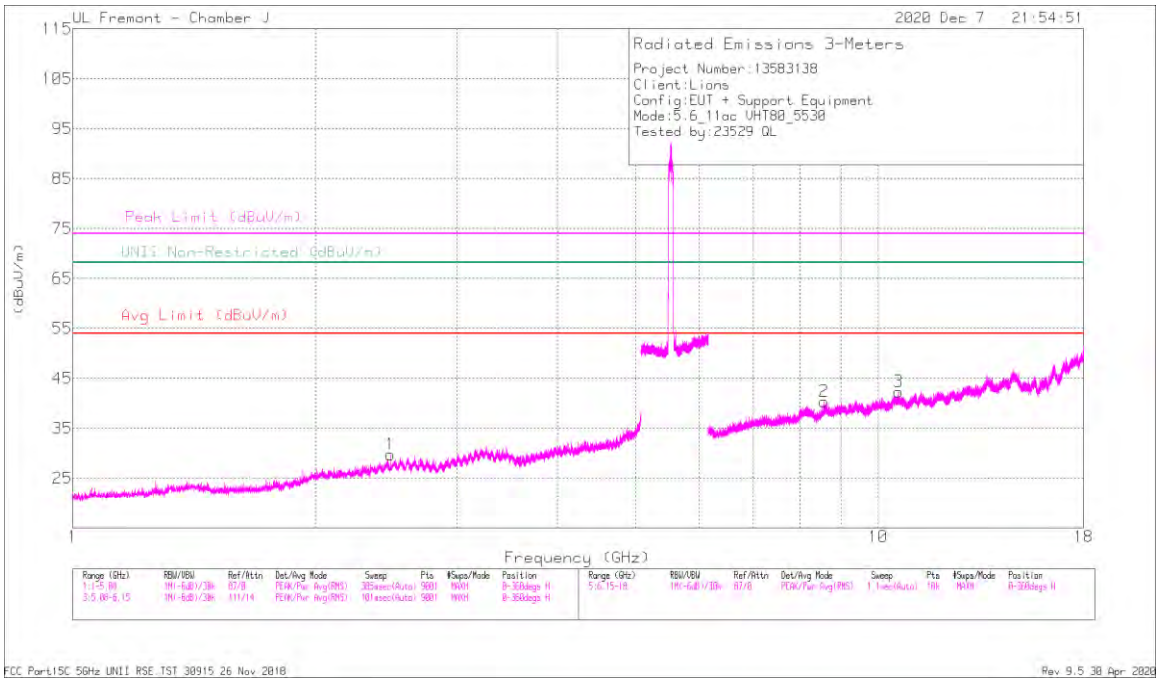

HORIZONTAL

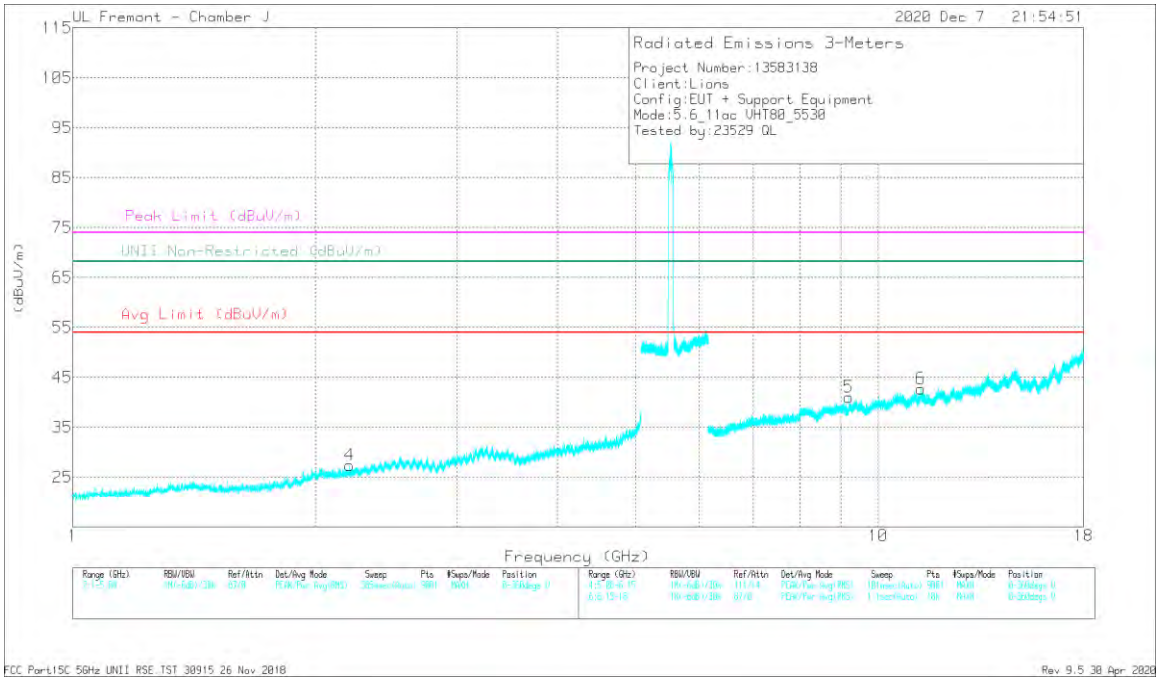

VERTICAL

UL VERIFICATION SERVICES INC.
47173 Benicia Street, Fremont, CA 94538; USA TEL:(510) 319-4000 FAX:(510) 661-0888

This report shall not be reproduced except in full, without the written approval of UL Verification Services Inc.

RADIATED EMISSIONS

Frequency (GHz)	Meter Reading (dBuV)	Det	AF T963 (dB/m)	Amp/Cbl/Fltr/Pad (dB)	DC Corr (dB)	Corrected Reading (dBuV/m)	Avg Limit (dBuV/m)	Margin (dB)	Peak Limit (dBuV/m)	PK Margin (dB)	UNII Non-Restricted (dBuV/m)	PK Margin (dB)	Azimuth (Degs)	Height (cm)	Polarity
2.4801	44.07	PK-U	29.5	-35	0	38.57	-	-	-	-	68.2	-29.63	257	197	H
* 2.20702	41.85	PK-U	28.1	-35.1	0	34.85	-	-	74	-39.15	-	-	82	147	V
* 2.20868	30.21	ADR	28.1	-35.1	.45	23.66	54	-30.34	-	-	-	-	82	147	V
8.57929	33.65	PK-U	37.5	-24.7	0	46.45	-	-	-	-	68.2	-21.75	147	147	H
* 10.60945	34.21	PK-U	39.5	-24.1	0	49.61	-	-	74	-24.39	-	-	165	230	H
* 10.61223	22.39	ADR	39.5	-24.1	.45	38.24	54	-15.76	-	-	-	-	165	230	H
* 9.18958	33.06	PK-U	38.6	-24.2	0	47.46	-	-	74	-26.54	-	-	246	208	V
* 9.18982	21.44	ADR	38.6	-24.2	.45	36.29	54	-17.71	-	-	-	-	246	208	V
* 11.30061	32.05	PK-U	39.7	-22.6	0	49.15	-	-	74	-24.85	-	-	191	254	V
* 11.30342	21.01	ADR	39.7	-22.6	.45	38.56	54	-15.44	-	-	-	-	191	254	V

* - indicates frequency in CFR47 Pt 15 / IC RSS-Restricted Band
PK-U - U-NII: Maximum Peak
ADR - U-NII AD primary method, RMS average

UL VERIFICATION SERVICES INC.
47173 Benicia Street, Fremont, CA 94538; USA TEL:(510) 319-4000 FAX:(510) 661-0888

This report shall not be reproduced except in full, without the written approval of UL Verification Services Inc.

HIGH CHANNEL RESULTS

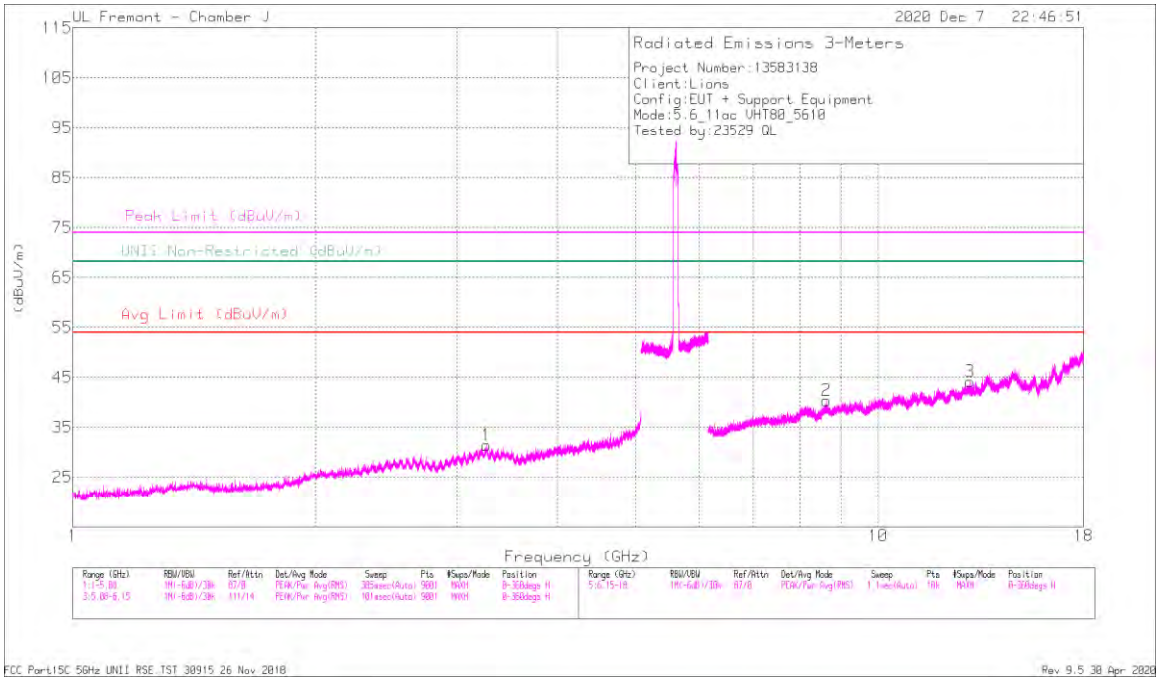

HORIZONTAL

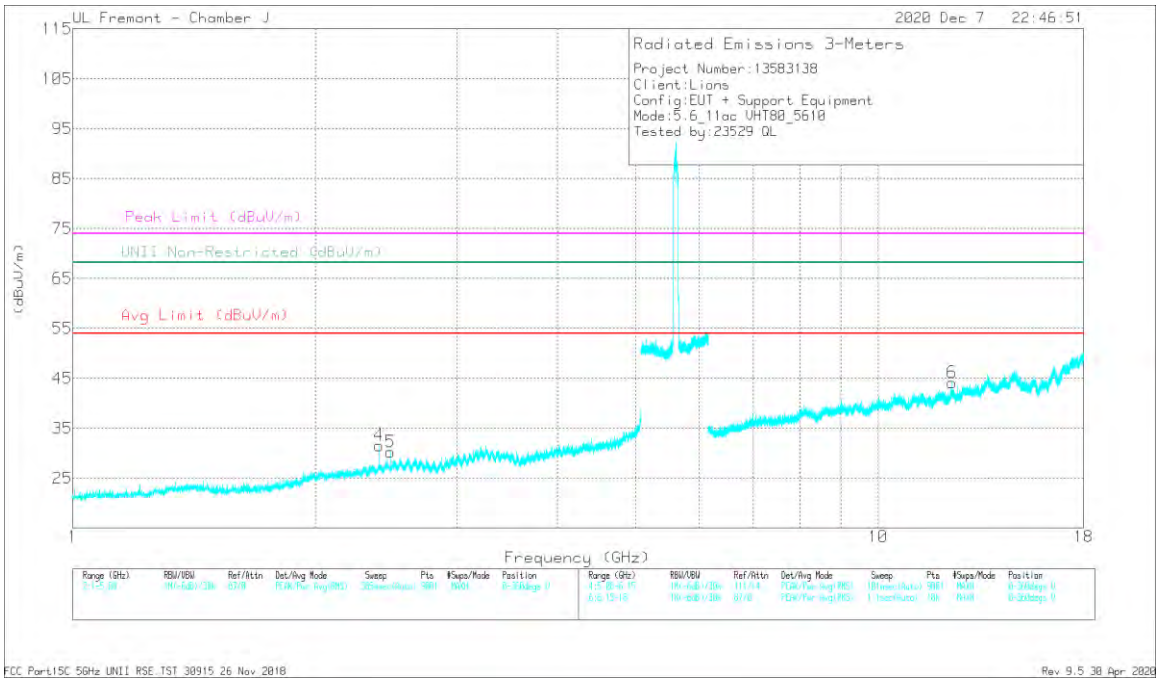

VERTICAL

UL VERIFICATION SERVICES INC.
47173 Benicia Street, Fremont, CA 94538; USA TEL:(510) 319-4000 FAX:(510) 661-0888

This report shall not be reproduced except in full, without the written approval of UL Verification Services Inc.

RADIATED EMISSIONS

Frequency (GHz)	Meter Reading (dBuV)	Det	AF T963 (dB/m)	Amp/Cbl/Fltr/Pad (dB)	DC Corr (dB)	Corrected Reading (dBuV/m)	Avg Limit (dBuV/m)	Margin (dB)	Peak Limit (dBuV/m)	PK Margin (dB)	UNII Non-Restricted (dBuV/m)	PK Margin (dB)	Azimuth (Degs)	Height (cm)	Polarity
* 3.26372	41.5	PK-U	31.7	-33.7	0	39.5	-	-	74	-34.5	-	-	232	237	H
* 3.26105	29.94	ADR	31.6	-33.7	.45	28.29	54	-25.71	-	-	-	-	232	237	H
2.40329	42.16	PK-U	29.1	-35	0	36.26	-	-	-	-	68.2	-31.94	75	182	V
2.4802	42.77	PK-U	29.5	-35	0	37.27	-	-	-	-	68.2	-30.93	120	167	V
8.62965	33.78	PK-U	37.5	-24.6	0	46.68	-	-	-	-	68.2	-21.52	338	119	H
13.01285	31.44	PK-U	40.9	-21.1	0	51.24	-	-	-	-	68.2	-16.96	248	276	H
* 12.36164	31.98	PK-U	39.9	-21.5	0	50.38	-	-	74	-23.62	-	-	159	185	V
* 12.3629	20.94	ADR	39.9	-21.5	.45	39.79	54	-14.21	-	-	-	-	159	185	V

* - indicates frequency in CFR47 Pt 15 / IC RSS-Restricted Band
PK-U - U-NII: Maximum Peak
ADR - U-NII AD primary method, RMS average

UL VERIFICATION SERVICES INC.
47173 Benicia Street, Fremont, CA 94538; USA TEL:(510) 319-4000 FAX:(510) 661-0888

This report shall not be reproduced except in full, without the written approval of UL Verification Services Inc.

CHANNEL 138 RESULTS

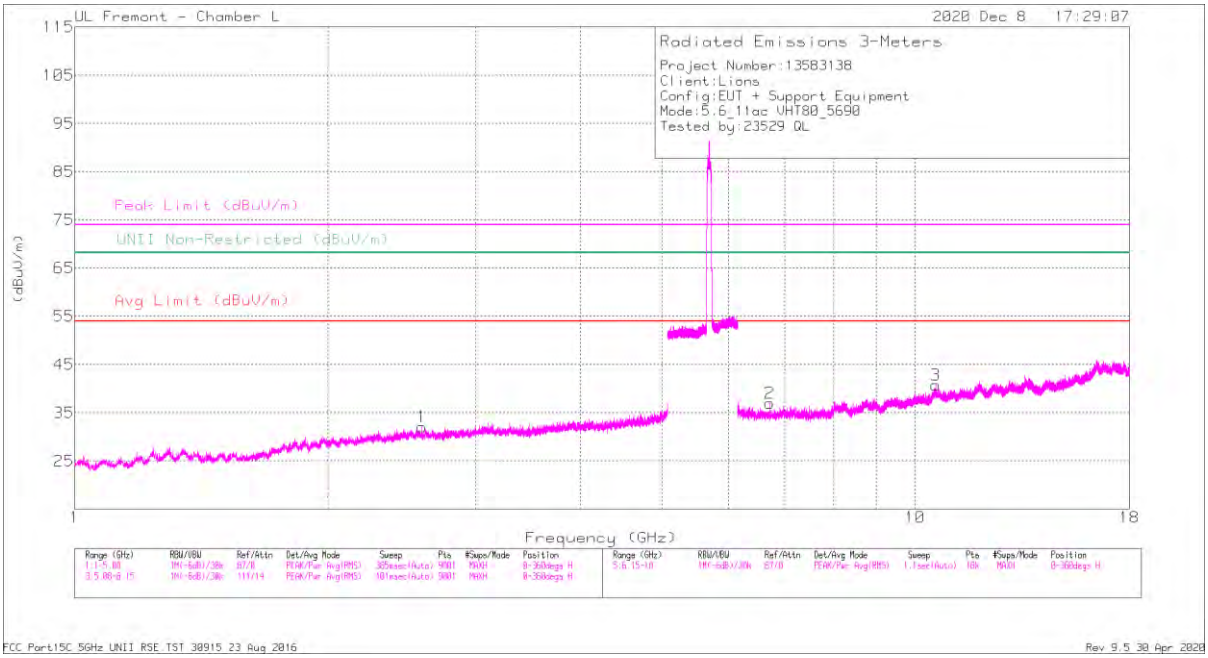

HORIZONTAL

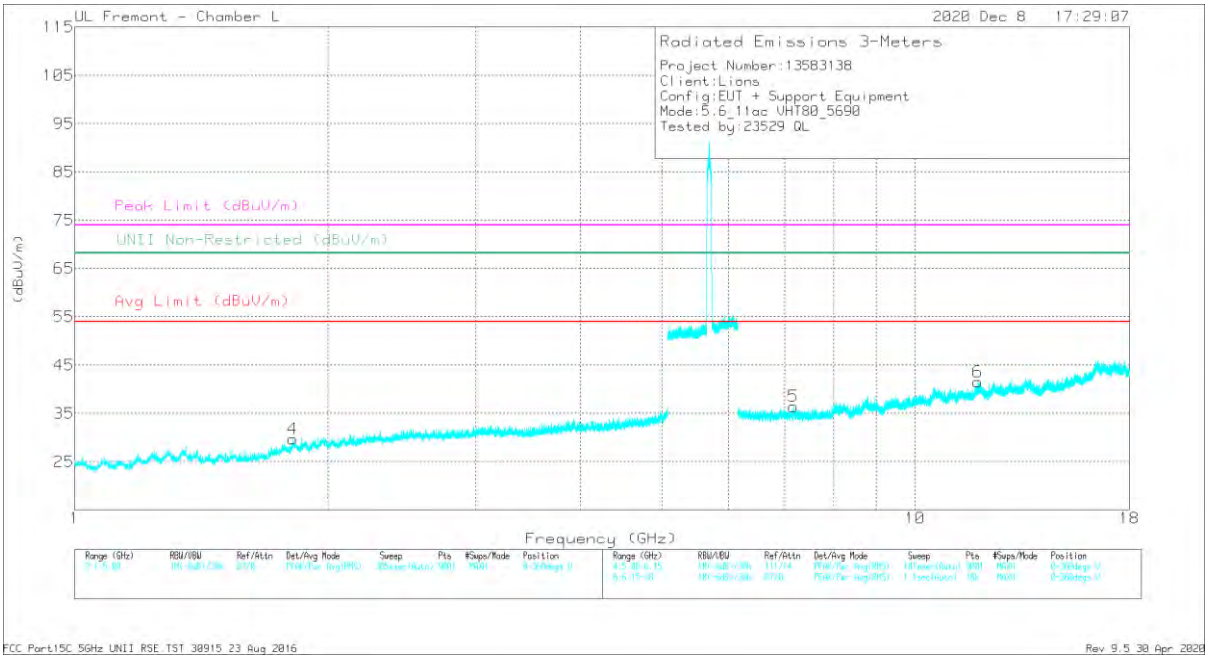

VERTICAL

UL VERIFICATION SERVICES INC.
47173 Benicia Street, Fremont, CA 94538; USA TEL:(510) 319-4000 FAX:(510) 661-0888

This report shall not be reproduced except in full, without the written approval of UL Verification Services Inc.

RADIATED EMISSIONS

Frequency (GHz)	Meter Reading (dBuV)	Det	AF 344 (dB/m)	Amp/Cbl/Fltr/Pad (dB)	DC Corr (dB)	Corrected Reading (dBuV/m)	Avg Limit (dBuV/m)	Margin (dB)	Peak Limit (dBuV/m)	PK Margin (dB)	UNII Non-Restricted (dBuV/m)	PK Margin (dB)	Azimuth (Degs)	Height (cm)	Polarity
2.58966	36.04	PK-U	32.3	-30.3	0	38.04	-	-	-	-	68.2	-30.16	193	246	H
1.81972	37.47	PK-U	30.3	-31.8	0	35.97	-	-	-	-	68.2	-32.23	296	214	V
6.71073	30.37	PK-U	35.6	-24.5	0	41.47	-	-	-	-	68.2	-26.73	64	126	H
10.58923	28.18	PK-U	37.8	-19.9	0	46.08	-	-	-	-	68.2	-22.12	113	210	H
7.17327	29.63	PK-U	35.6	-23	0	42.23	-	-	-	-	68.2	-25.97	303	331	V
* 11.88174	28.38	PK-U	38.5	-19.8	0	47.08	-	-	74	-26.92	-	-	91	106	V
* 11.88019	16.75	ADR	38.5	-19.8	.45	35.9	54	-18.1	-	-	-	-	91	106	V

* - indicates frequency in CFR47 Pt 15 / IC RSS-Restricted Band
PK-U - U-NII: Maximum Peak
ADR - U-NII AD primary method, RMS average

UL VERIFICATION SERVICES INC.
47173 Benicia Street, Fremont, CA 94538; USA TEL:(510) 319-4000 FAX:(510) 661-0888

This report shall not be reproduced except in full, without the written approval of UL Verification Services Inc.

10.1.13. TX ABOVE 1 GHz 802.11a MODE IN THE 5.8 GHz BAND

BANDEDGE (LOW CHANNEL)

HORIZONTAL RESULT

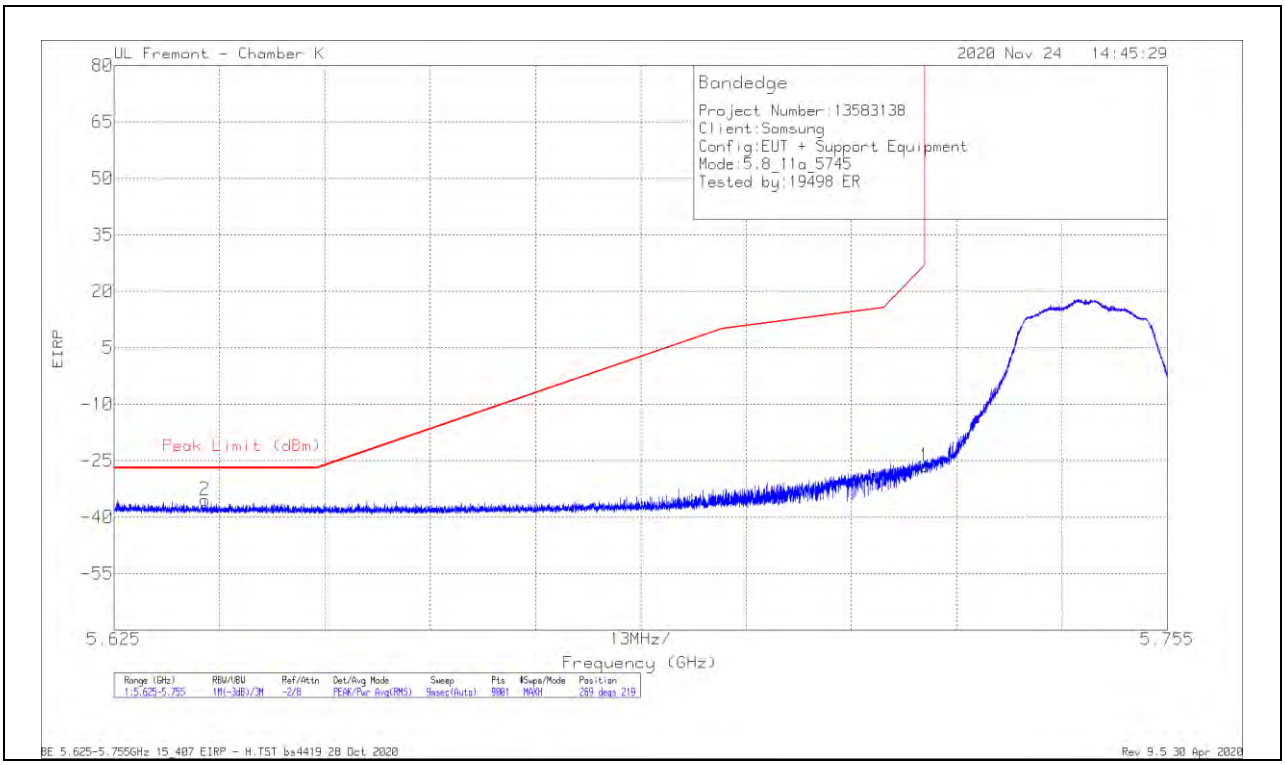

Marker	Frequency (GHz)	Meter Reading (dBm)	Det	AF T863 (dB/m)	Amp/Cbl/Fltr/Pad (dB)	Conversion Factor (dB)	Corrected Reading EIRP	Peak Limit (dBm)	PK Margin (dB)	Azimuth (Degs)	Height (cm)	Polarity
1	5.725	-66.56	Pk	35.1	-6.8	11.8	-26.46	26.99	-53.45	269	219	H
2	5.63624	-75.76	Pk	35.3	-6.8	11.8	-35.46	-27	-8.46	269	219	H

Pk - Peak detector

UL VERIFICATION SERVICES INC.
47173 Benicia Street, Fremont, CA 94538; USA TEL:(510) 319-4000 FAX:(510) 661-0888

This report shall not be reproduced except in full, without the written approval of UL Verification Services Inc.

VERTICAL RESULT

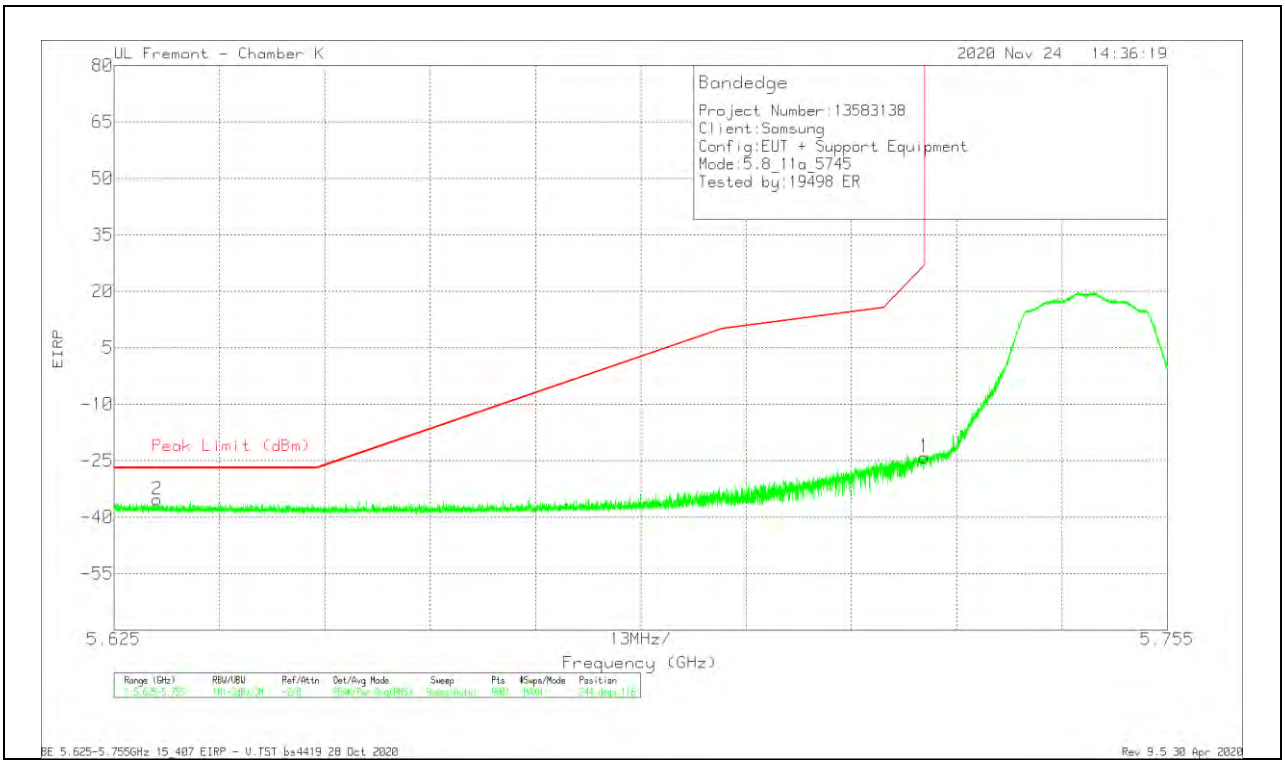

Marker	Frequency (GHz)	Meter Reading (dBm)	Det	AF T863 (dB/m)	Amp/Cbl/Fltr/Pad (dB)	Conversion Factor (dB)	Corrected Reading EIRP	Peak Limit (dBm)	PK Margin (dB)	Azimuth (Degs)	Height (cm)	Polarity
1	5.725	-64.16	Pk	35.1	-6.8	11.8	-24.06	26.99	-51.05	244	116	V
2	5.63034	-75.63	Pk	35.4	-6.9	11.8	-35.33	-27	-8.33	244	116	V

Pk - Peak detector

UL VERIFICATION SERVICES INC.
47173 Benicia Street, Fremont, CA 94538; USA TEL:(510) 319-4000 FAX:(510) 661-0888

This report shall not be reproduced except in full, without the written approval of UL Verification Services Inc.

BANDEDGE (HIGH CHANNEL)

HORIZONTAL RESULT

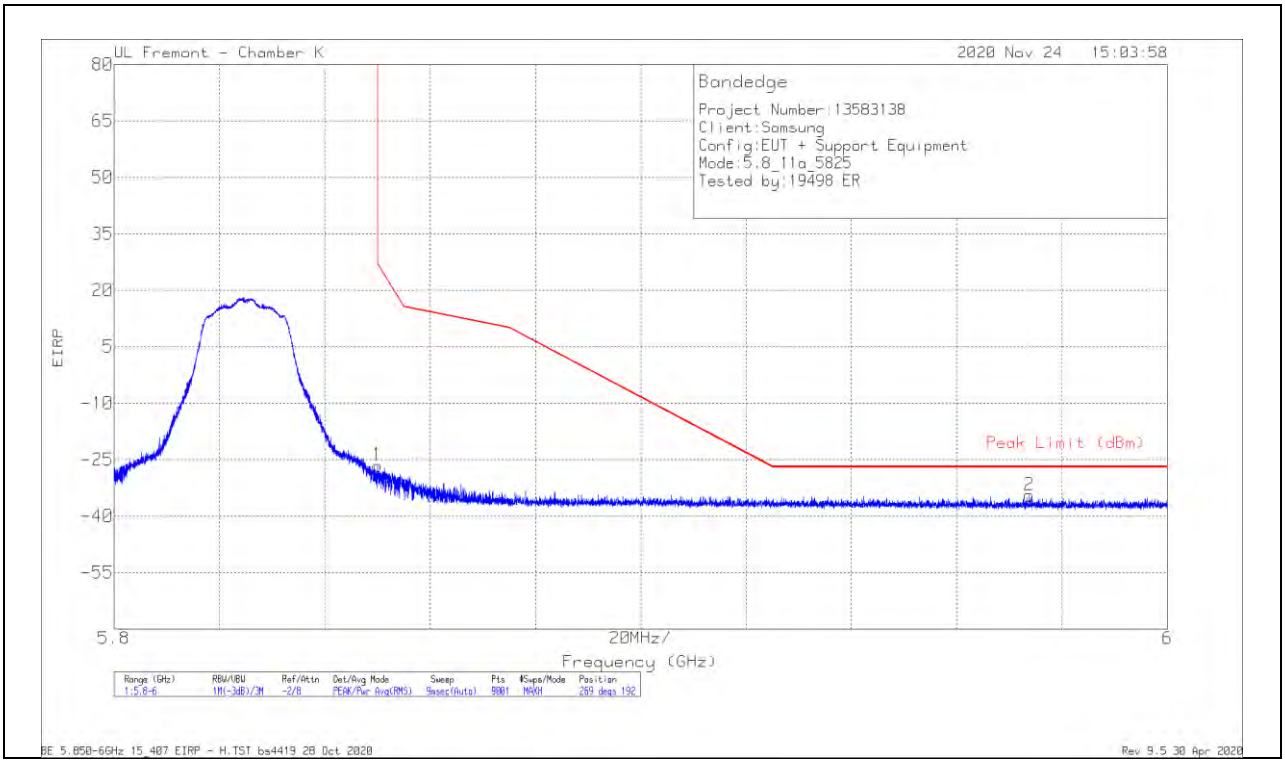

Marker	Frequency (GHz)	Meter Reading (dBm)	Det	AF T863 (dB/m)	Amp/Cbl/Fltr/Pad (dB)	Conversion Factor (dB)	Corrected Reading EIRP	Peak Limit (dBm)	PK Margin (dB)	Azimuth (Degs)	Height (cm)	Polarity
1	5.85002	-67.02	Pk	35.1	-6.5	11.8	-26.62	26.95	-53.57	269	192	H
2	5.97382	-75.19	Pk	35.3	-6.4	11.8	-34.49	-27	-7.49	269	192	H

Pk - Peak detector

UL VERIFICATION SERVICES INC.
47173 Benicia Street, Fremont, CA 94538; USA TEL:(510) 319-4000 FAX:(510) 661-0888

This report shall not be reproduced except in full, without the written approval of UL Verification Services Inc.

VERTICAL RESULT

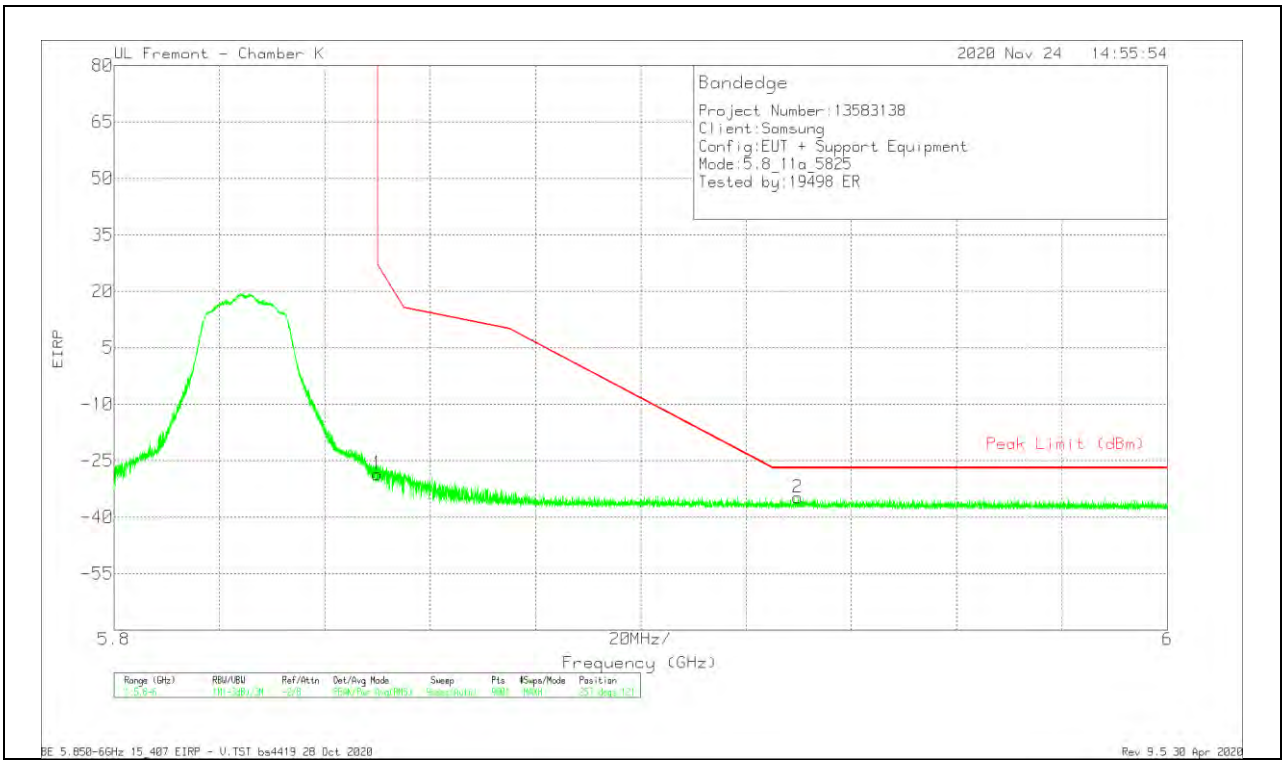

Marker	Frequency (GHz)	Meter Reading (dBm)	Det	AF T863 (dB/m)	Amp/Cbl/Fltr/Pad (dB)	Conversion Factor (dB)	Corrected Reading EIRP	Peak Limit (dBm)	PK Margin (dB)	Azimuth (Degs)	Height (cm)	Polarity
1	5.85002	-69.02	Pk	35.1	-6.5	11.8	-28.62	26.95	-55.57	257	121	V
2	5.92982	-75.59	Pk	35.4	-6.4	11.8	-34.79	-27	-7.79	257	121	V

Pk - Peak detector

UL VERIFICATION SERVICES INC.
47173 Benicia Street, Fremont, CA 94538; USA TEL:(510) 319-4000 FAX:(510) 661-0888

This report shall not be reproduced except in full, without the written approval of UL Verification Services Inc.

HARMONICS AND SPURIOUS EMISSIONS

LOW CHANNEL RESULTS

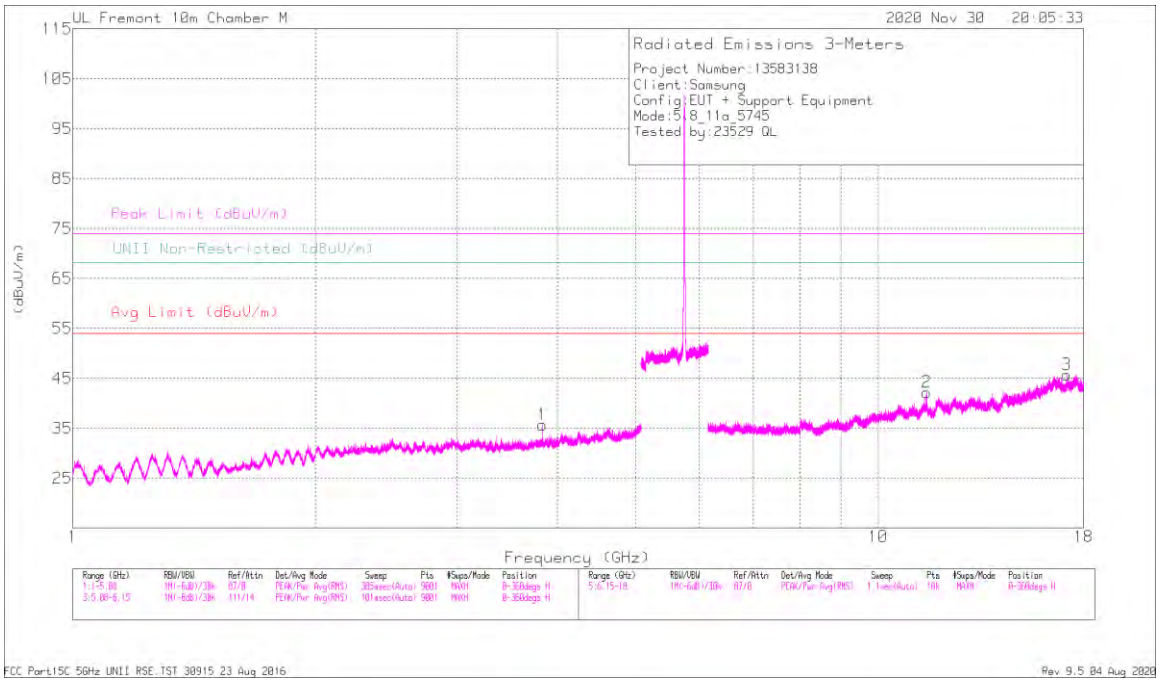

HORIZONTAL

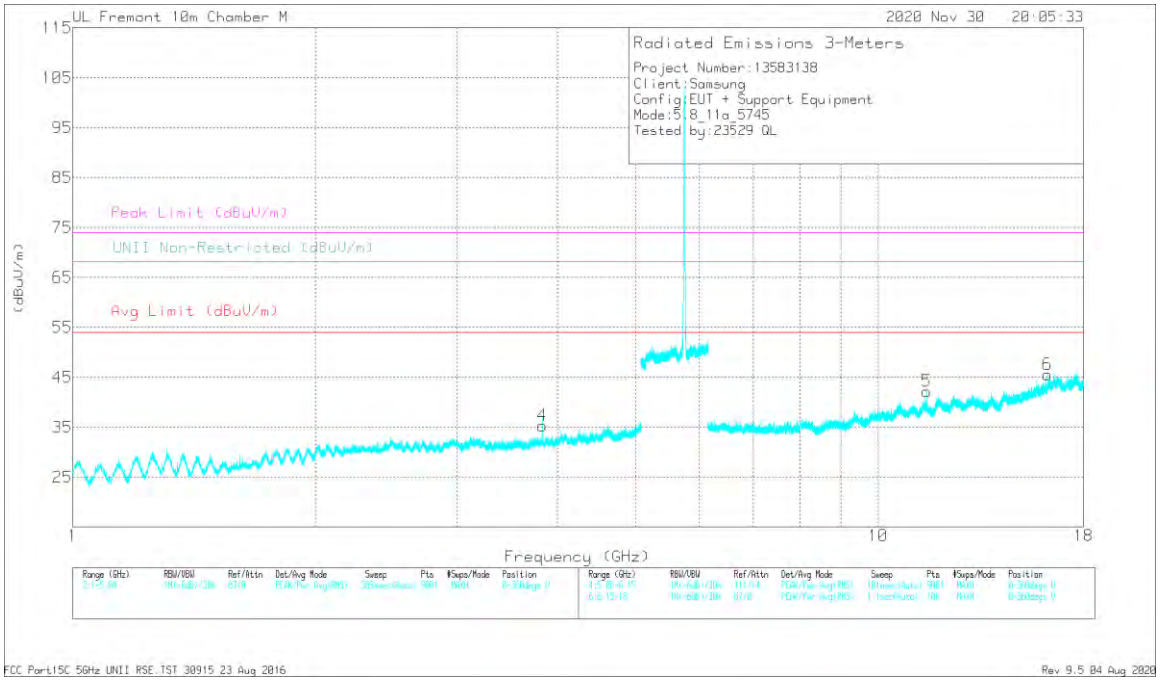

VERTICAL

UL VERIFICATION SERVICES INC.
47173 Benicia Street, Fremont, CA 94538; USA TEL:(510) 319-4000 FAX:(510) 661-0888

This report shall not be reproduced except in full, without the written approval of UL Verification Services Inc.

RADIATED EMISSIONS

Frequency (GHz)	Meter Reading (dBuV)	Det	AF T345 (dB/m)	Amp/Cbl/Fltr/Pad (dB)	DC Corr (dB)	Corrected Reading (dBuV/m)	Avg Limit (dBuV/m)	Margin (dB)	Peak Limit (dBuV/m)	PK Margin (dB)	UNII Non-Restricted (dBuV/m)	PK Margin (dB)	Azimuth (Degs)	Height (cm)	Polarity
3.82992	50.18	PK-U	33.5	-41.5	0	42.18	-	-	74	-31.82	-	-	210	258	H
3.82997	41.47	ADR	33.5	-41.5	.11	33.58	54	-20.42	-	-	-	-	210	258	H
3.82998	51	PK-U	33.5	-41.5	0	43	-	-	74	-31	-	-	180	120	V
3.83003	42.82	ADR	33.5	-41.5	.11	34.93	54	-19.07	-	-	-	-	180	120	V
11.48477	49.26	PK-U	38.3	-35.2	0	52.36	-	-	74	-21.64	-	-	251	220	H
11.48856	36.71	ADR	38.3	-35.2	.11	39.92	54	-14.08	-	-	-	-	251	220	H
11.48937	35.99	ADR	38.3	-35.2	.11	39.2	54	-14.8	-	-	-	-	235	194	V
11.48993	47.47	PK-U	38.3	-35.2	0	50.57	-	-	74	-23.43	-	-	235	194	V
16.22428	42.92	PK-U	41.1	-32.8	0	51.22	-	-	-	-	68.2	-16.98	88	201	V
17.14461	41.29	PK-U	41.3	-31.2	0	51.39	-	-	-	-	68.2	-16.81	164	253	H

PK-U - U-NII: Maximum Peak
ADR - U-NII AD primary method, RMS average

UL VERIFICATION SERVICES INC.
47173 Benicia Street, Fremont, CA 94538; USA TEL:(510) 319-4000 FAX:(510) 661-0888
This report shall not be reproduced except in full, without the written approval of UL Verification Services Inc.

MID CHANNEL RESULTS

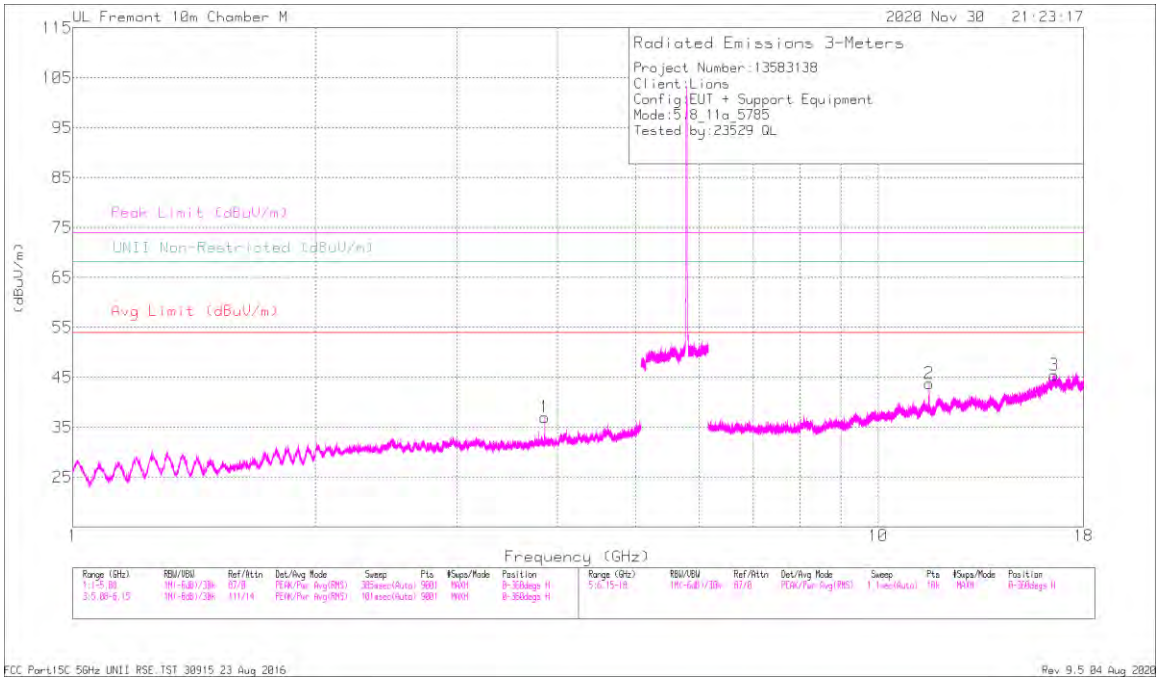

HORIZONTAL

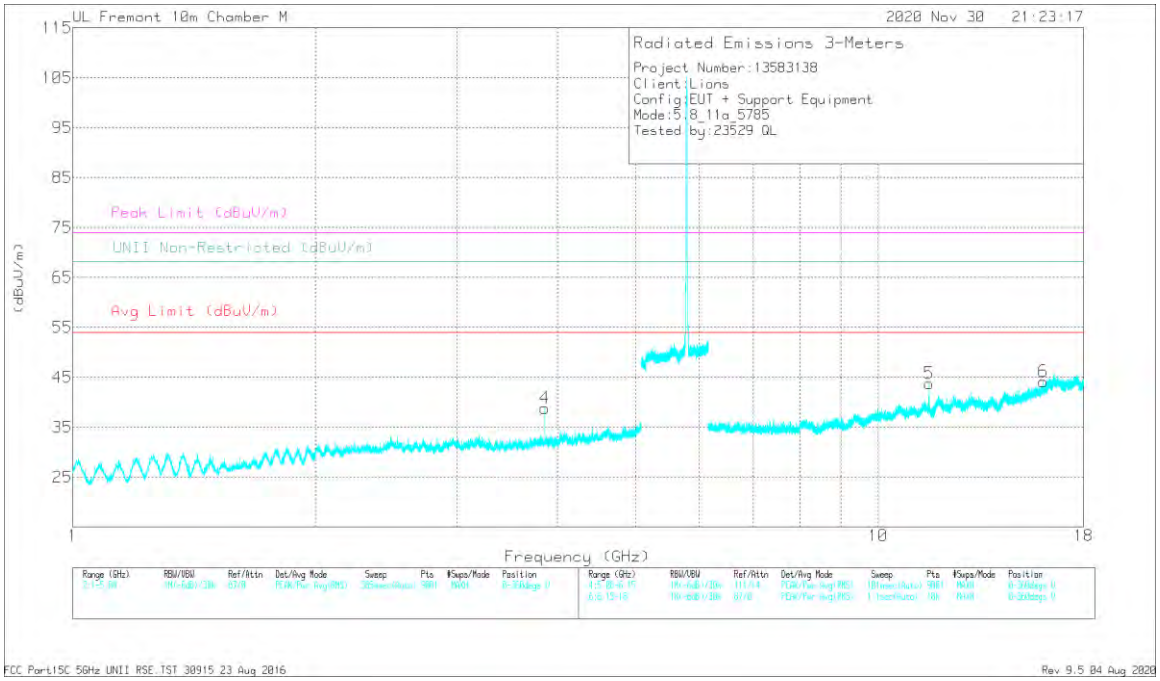

VERTICAL

UL VERIFICATION SERVICES INC.
47173 Benicia Street, Fremont, CA 94538; USA TEL:(510) 319-4000 FAX:(510) 661-0888

This report shall not be reproduced except in full, without the written approval of UL Verification Services Inc.

RADIATED EMISSIONS

Frequency (GHz)	Meter Reading (dBuV)	Det	AF T345 (dB/m)	Amp/Cbl/Fltr/Pad (dB)	DC Corr (dB)	Corrected Reading (dBuV/m)	Avg Limit (dBuV/m)	Margin (dB)	Peak Limit (dBuV/m)	PK Margin (dB)	UNII Non-Restricted (dBuV/m)	PK Margin (dB)	Azimuth (Degs)	Height (cm)	Polarity
3.85641	50.56	PK-U	33.7	-41.7	0	42.56	-	-	74	-31.44	-	-	295	372	V
3.85661	51.06	PK-U	33.7	-41.7	0	43.06	-	-	74	-30.94	-	-	213	341	H
3.85664	40.09	ADR	33.7	-41.7	.11	32.2	54	-21.8	-	-	-	-	295	372	V
3.85666	42.49	ADR	33.7	-41.7	.11	34.6	54	-19.4	-	-	-	-	213	341	H
11.57018	36.6	ADR	38.4	-35.3	.11	39.81	54	-14.19	-	-	-	-	212	383	V
11.57071	37.02	ADR	38.4	-35.3	.11	40.23	54	-13.77	-	-	-	-	205	403	H
11.57087	48.38	PK-U	38.4	-35.3	0	51.48	-	-	74	-22.52	-	-	205	403	H
11.57346	48.35	PK-U	38.4	-35.3	0	51.45	-	-	74	-22.55	-	-	212	383	V
16.03631	30.4	ADR	40.9	-32	.11	39.41	54	-14.59	-	-	-	-	93	285	V
16.03807	40.97	PK-U	40.9	-31.9	0	49.97	-	-	74	-24.03	-	-	93	285	V
16.53287	43.15	PK-U	41.6	-32.1	0	52.65	-	-	-	-	68.2	-15.55	216	352	H
16.53484	31.91	ADR	41.6	-32.1	.11	41.52	-	-	-	-	-	-	216	352	H

PK-U - U-NII: Maximum Peak
ADR - U-NII AD primary method, RMS average

UL VERIFICATION SERVICES INC.
47173 Benicia Street, Fremont, CA 94538; USA TEL:(510) 319-4000 FAX:(510) 661-0888

This report shall not be reproduced except in full, without the written approval of UL Verification Services Inc.

HIGH CHANNEL RESULTS

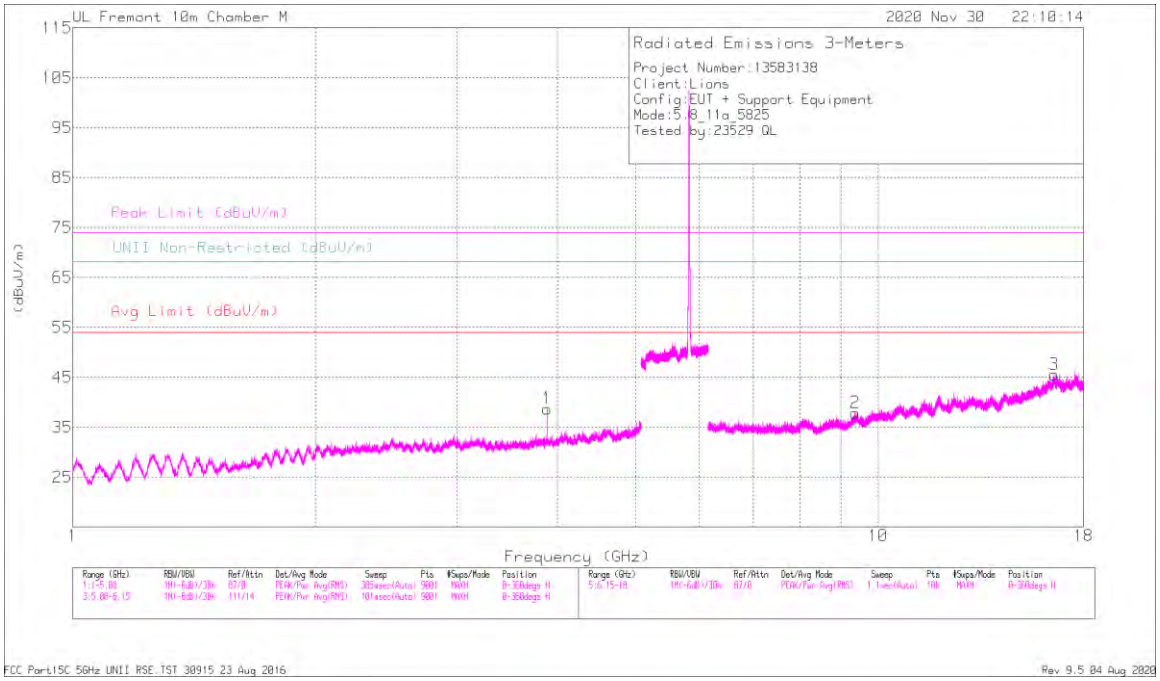

HORIZONTAL

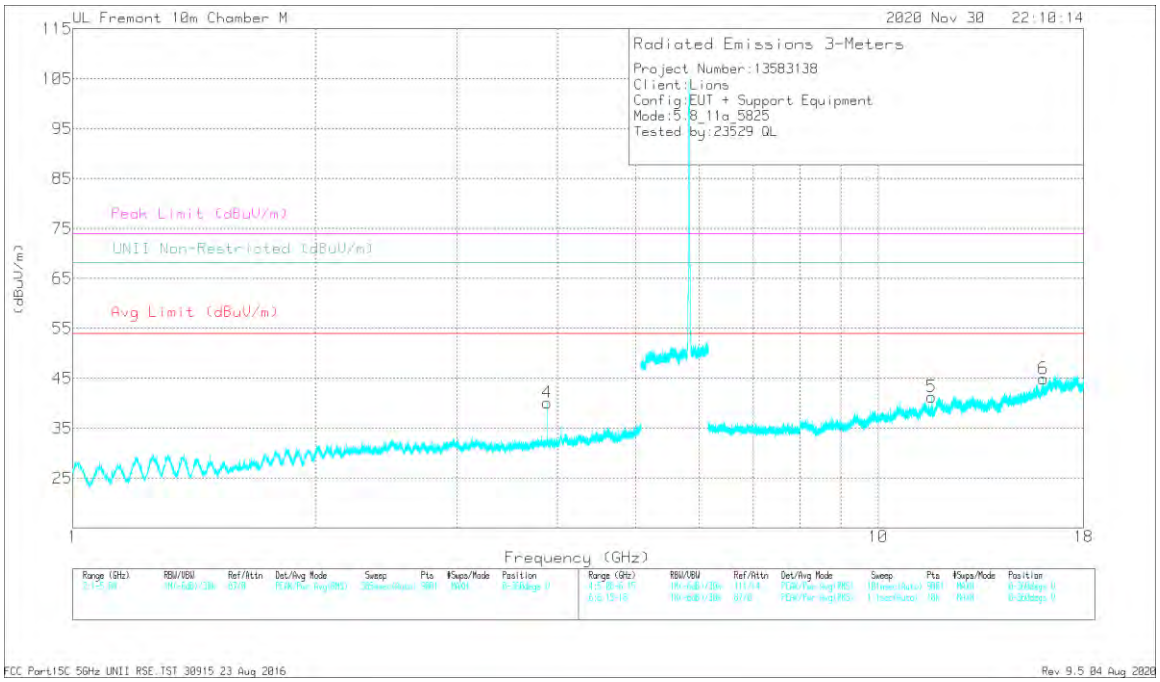

VERTICAL

UL VERIFICATION SERVICES INC.
47173 Benicia Street, Fremont, CA 94538; USA TEL:(510) 319-4000 FAX:(510) 661-0888

This report shall not be reproduced except in full, without the written approval of UL Verification Services Inc.

RADIATED EMISSIONS

Frequency (GHz)	Meter Reading (dBuV)	Det	AF T345 (dB/m)	Amp/Cbl/Fltr/Pad (dB)	DC Corr (dB)	Corrected Reading (dBuV/m)	Avg Limit (dBuV/m)	Margin (dB)	Peak Limit (dBuV/m)	PK Margin (dB)	UNII Non-Restricted (dBuV/m)	PK Margin (dB)	Azimuth (Degs)	Height (cm)	Polarity
3.88321	51.21	PK-U	33.6	-41.6	0	43.21	-	-	74	-30.79	-	-	136	206	H
3.88324	52.49	PK-U	33.6	-41.6	0	44.49	-	-	74	-29.51	-	-	166	127	V
3.88333	44.45	ADR	33.6	-41.6	.11	36.56	54	-17.44	-	-	-	-	136	206	H
3.88333	46.17	ADR	33.6	-41.6	.11	38.28	54	-15.72	-	-	-	-	166	127	V
9.366	46.2	PK-U	36.3	-36.7	0	45.8	-	-	74	-28.2	-	-	292	108	H
9.36682	34.73	ADR	36.3	-36.7	.11	34.44	54	-19.56	-	-	-	-	292	108	H
11.6441	47.42	PK-U	38.5	-35.2	0	50.72	-	-	74	-23.28	-	-	216	361	V
11.65029	36.17	ADR	38.5	-35.2	.11	39.58	54	-14.42	-	-	-	-	216	361	V
16.05371	30.09	ADR	41	-32.3	.11	38.9	54	-15.1	-	-	-	-	145	342	V
16.0541	40.99	PK-U	41	-32.3	0	49.69	-	-	74	-24.31	-	-	145	342	V
16.53528	43.12	PK-U	41.6	-32.1	0	52.62	-	-	-	-	68.2	-15.58	171	380	H

PK-U - U-NII: Maximum Peak
ADR - U-NII AD primary method, RMS average

UL VERIFICATION SERVICES INC.
47173 Benicia Street, Fremont, CA 94538; USA TEL:(510) 319-4000 FAX:(510) 661-0888
This report shall not be reproduced except in full, without the written approval of UL Verification Services Inc.

10.1.14. TX ABOVE 1 GHz 802.11n HT20 MODE IN THE 5.8 GHz BAND

BANDEDGE (LOW CHANNEL)

HORIZONTAL RESULT

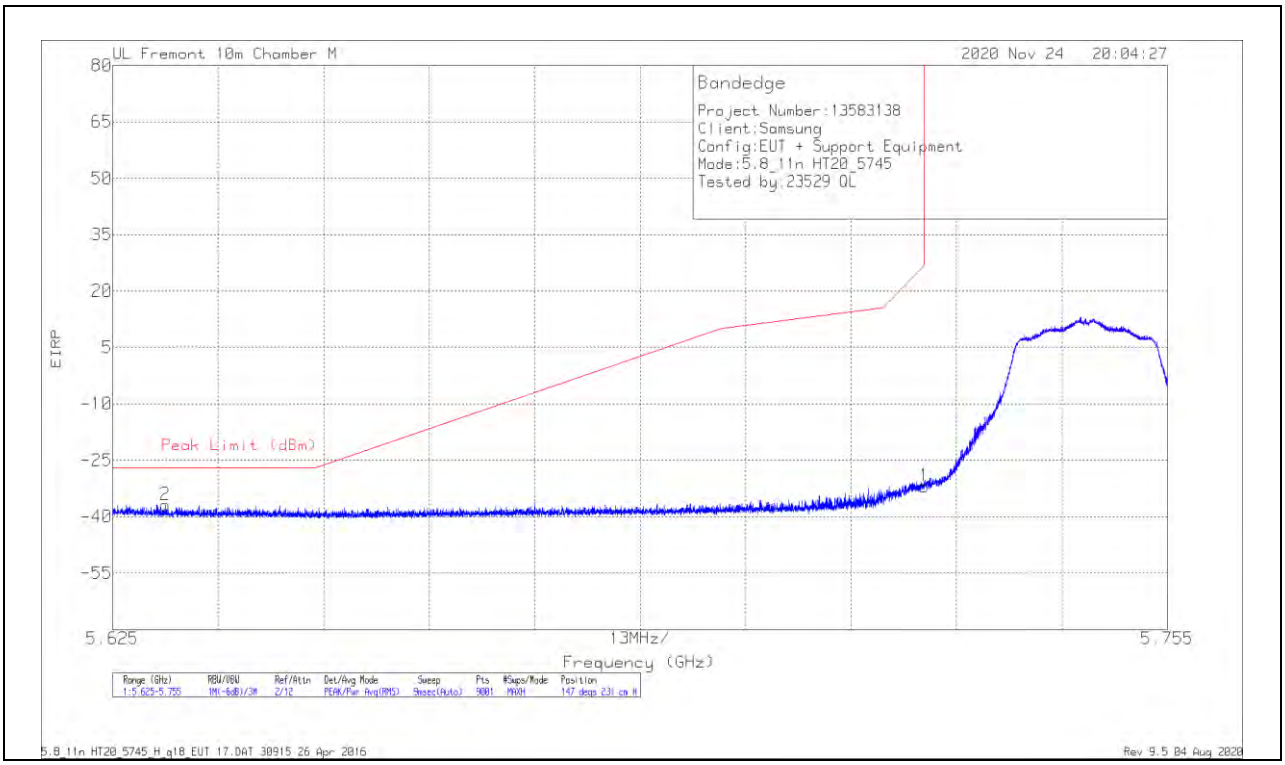

Marker	Frequency (GHz)	Meter Reading (dBm)	Det	AF T345 (dB/m)	Amp/Cbl/Flt r/Pad (dB)	Conversion Factor (dB)	DC Corr (dB)	Corrected Reading EIRP	Peak Limit (dBm)	PK Margin (dB)	Azimuth (Degs)	Height (cm)	Polarity
2	5.6315	-73.28	Pk	34.9	-10.3	11.8	0	-36.88	-27	-9.88	147	231	H
1	5.725	-68.12	Pk	34.8	-10.5	11.8	0	-32.02	26.99	-59.01	147	231	H

Pk - Peak detector

UL VERIFICATION SERVICES INC.
47173 Benicia Street, Fremont, CA 94538; USA TEL:(510) 319-4000 FAX:(510) 661-0888

This report shall not be reproduced except in full, without the written approval of UL Verification Services Inc.

VERTICAL RESULT

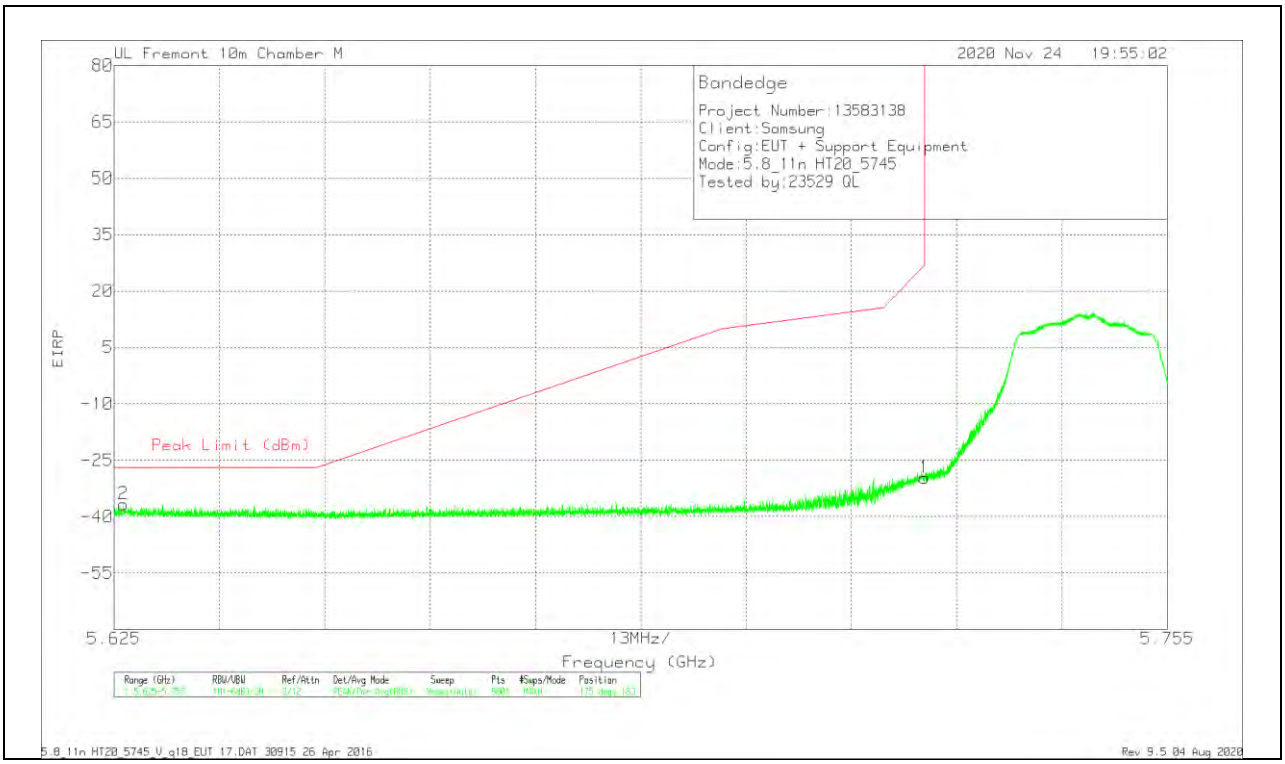

Marker	Frequency (GHz)	Meter Reading (dBm)	Det	AF T345 (dB/m)	Amp/Cbl/Flt r/Pad (dB)	Conversion Factor (dB)	DC Corr (dB)	Corrected Reading EIRP	Peak Limit (dBm)	PK Margin (dB)	Azimuth (Degs)	Height (cm)	Polarity
2	5.62617	-73.22	Pk	35	-10.3	11.8	0	-36.72	-27	-9.72	175	163	V
1	5.725	-65.75	Pk	34.8	-10.5	11.8	0	-29.65	26.99	-56.64	175	163	V

Pk - Peak detector

UL VERIFICATION SERVICES INC.
47173 Benicia Street, Fremont, CA 94538; USA TEL:(510) 319-4000 FAX:(510) 661-0888

This report shall not be reproduced except in full, without the written approval of UL Verification Services Inc.

BANDEDGE (HIGH CHANNEL)

HORIZONTAL RESULT

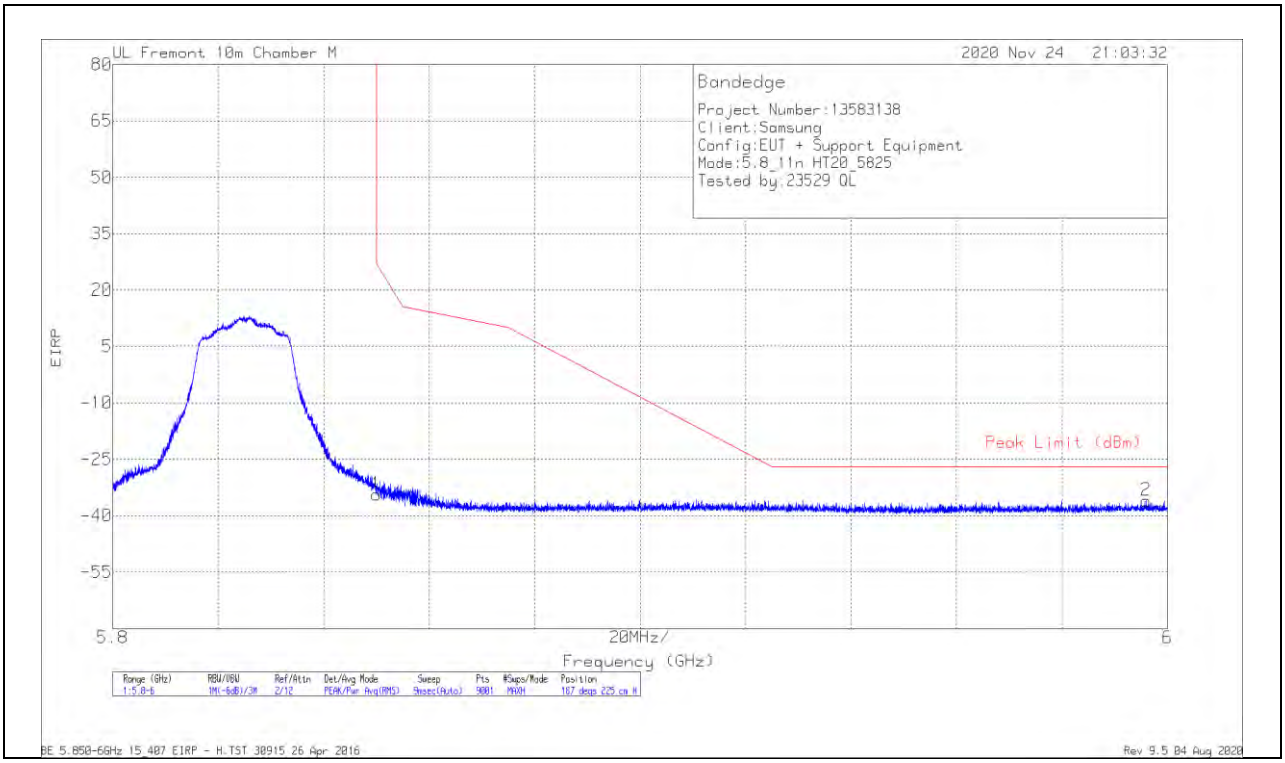

Marker	Frequency (GHz)	Meter Reading (dBm)	Det	AF T345 (dB/m)	Amp/Cbl/Flt r/Pad (dB)	Conversion Factor (dB)	DC Corr (dB)	Corrected Reading EIRP	Peak Limit (dBm)	PK Margin (dB)	Azimuth (Degs)	Height (cm)	Polarity
1	5.85002	-71.18	Pk	35	-9.9	11.8	0	-34.28	26.95	-61.23	187	225	H
2	5.99595	-73.28	Pk	35.5	-10	11.8	0	-35.98	-27	-8.98	187	225	H

Pk - Peak detector

UL VERIFICATION SERVICES INC.
47173 Benicia Street, Fremont, CA 94538; USA TEL:(510) 319-4000 FAX:(510) 661-0888

This report shall not be reproduced except in full, without the written approval of UL Verification Services Inc.

VERTICAL RESULT

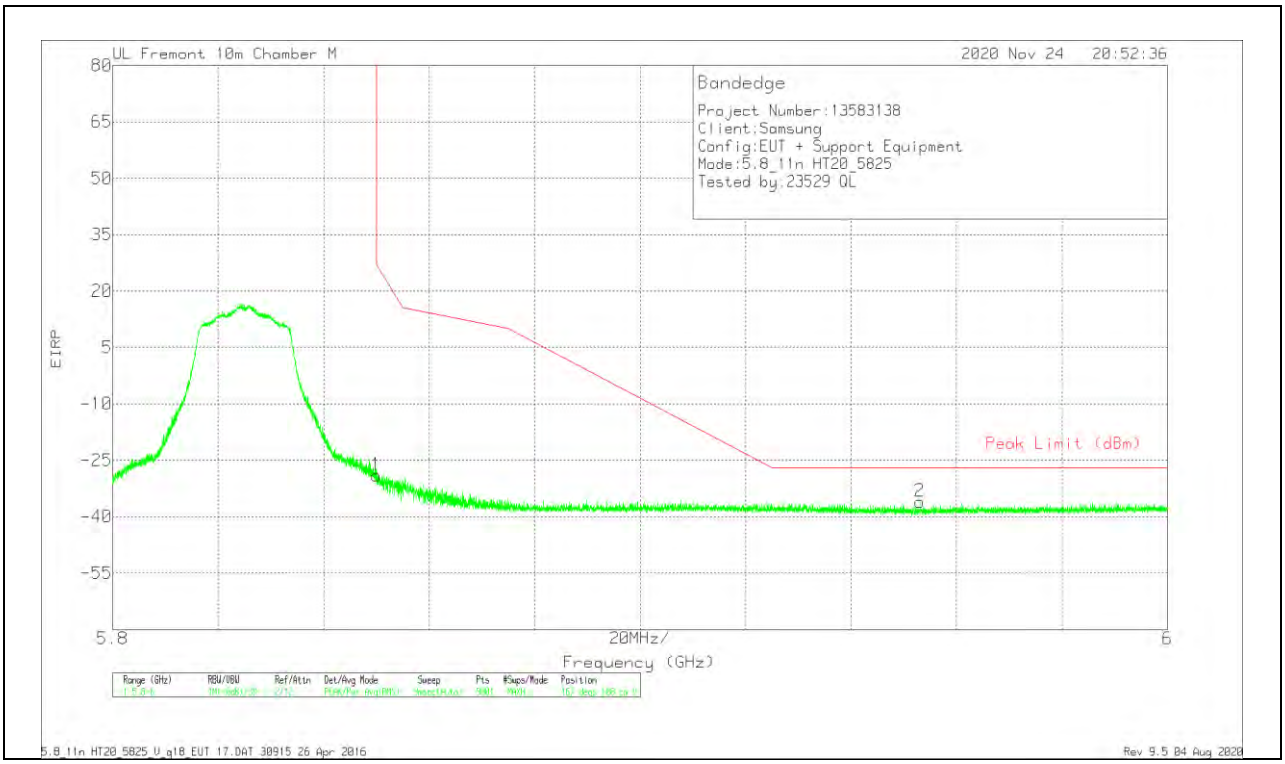

Marker	Frequency (GHz)	Meter Reading (dBm)	Det	AF T345 (dB/m)	Amp/Cbl/Flt r/Pad (dB)	Conversion Factor (dB)	DC Corr (dB)	Corrected Reading EIRP	Peak Limit (dBm)	PK Margin (dB)	Azimuth (Degs)	Height (cm)	Polarity
1	5.85002	-65.89	Pk	35	-9.9	11.8	0	-28.99	26.95	-55.94	167	108	V
2	5.95307	-72.7	Pk	35.3	-10.4	11.8	0	-36	-27	-9	167	108	V

Pk - Peak detector

UL VERIFICATION SERVICES INC.
47173 Benicia Street, Fremont, CA 94538; USA TEL:(510) 319-4000 FAX:(510) 661-0888

This report shall not be reproduced except in full, without the written approval of UL Verification Services Inc.

HARMONICS AND SPURIOUS EMISSIONS

LOW CHANNEL RESULTS

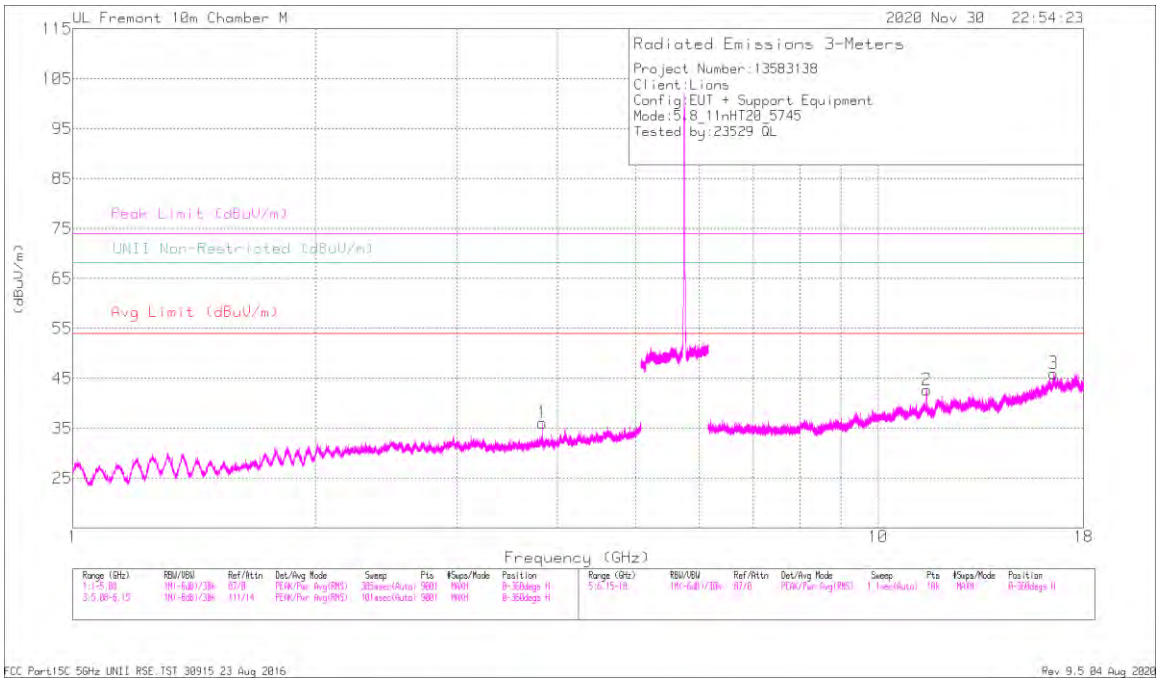

HORIZONTAL

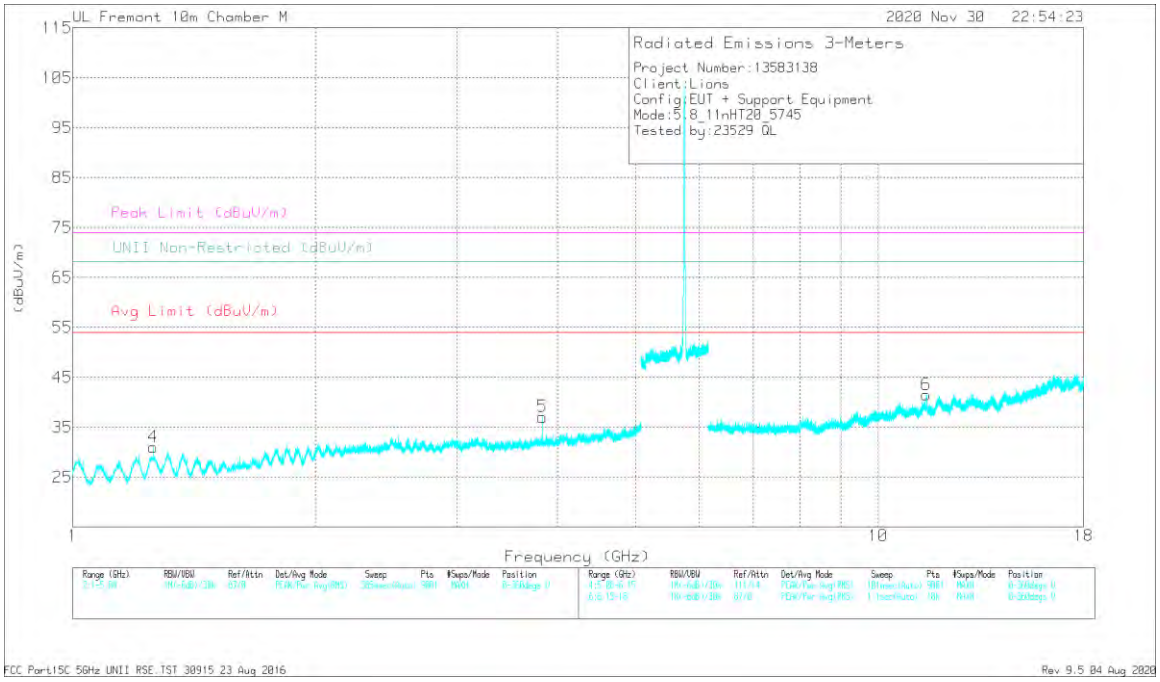

VERTICAL

UL VERIFICATION SERVICES INC.
47173 Benicia Street, Fremont, CA 94538; USA TEL:(510) 319-4000 FAX:(510) 661-0888

This report shall not be reproduced except in full, without the written approval of UL Verification Services Inc.

RADIATED EMISSIONS

Frequency (GHz)	Meter Reading (dBuV)	Det	AF T345 (dB/m)	Amp/Cbl/Fltr/Pad (dB)	DC Corr (dB)	Corrected Reading (dBuV/m)	Avg Limit (dBuV/m)	Margin (dB)	Peak Limit (dBuV/m)	PK Margin (dB)	UNII Non-Restricted (dBuV/m)	PK Margin (dB)	Azimuth (Degs)	Height (cm)	Polarity
1.25709	43.51	ADR	28.6	-46.2	.12	26.03	54	-27.97	-	-	-	-	41	137	V
1.2603	54.95	PK-U	28.7	-46.2	0	37.45	-	-	74	-36.55	-	-	41	137	V
3.82995	40.91	ADR	33.5	-41.5	.12	33.03	54	-20.97	-	-	-	-	143	212	H
3.83	42.69	ADR	33.5	-41.5	.12	34.81	54	-19.19	-	-	-	-	181	115	V
3.83001	51.13	PK-U	33.5	-41.5	0	43.13	-	-	74	-30.87	-	-	181	115	V
3.83005	50.24	PK-U	33.5	-41.5	0	42.24	-	-	74	-31.76	-	-	143	212	H
11.49142	34.96	ADR	38.3	-35.2	.12	38.18	54	-15.82	-	-	-	-	224	352	H
11.49143	44.74	PK-U	38.3	-35.2	0	47.84	-	-	74	-26.16	-	-	224	352	H
11.49151	35.63	ADR	38.3	-35.2	.12	38.85	54	-15.15	-	-	-	-	211	198	V
11.49427	47.35	PK-U	38.3	-35.2	0	50.45	-	-	74	-23.55	-	-	211	198	V
16.52956	43.23	PK-U	41.6	-32.1	0	52.73	-	-	-	-	68.2	-15.47	142	253	H

PK-U - U-NII: Maximum Peak
ADR - U-NII AD primary method, RMS average

UL VERIFICATION SERVICES INC.
47173 Benicia Street, Fremont, CA 94538; USA TEL:(510) 319-4000 FAX:(510) 661-0888
This report shall not be reproduced except in full, without the written approval of UL Verification Services Inc.

MID CHANNEL RESULTS

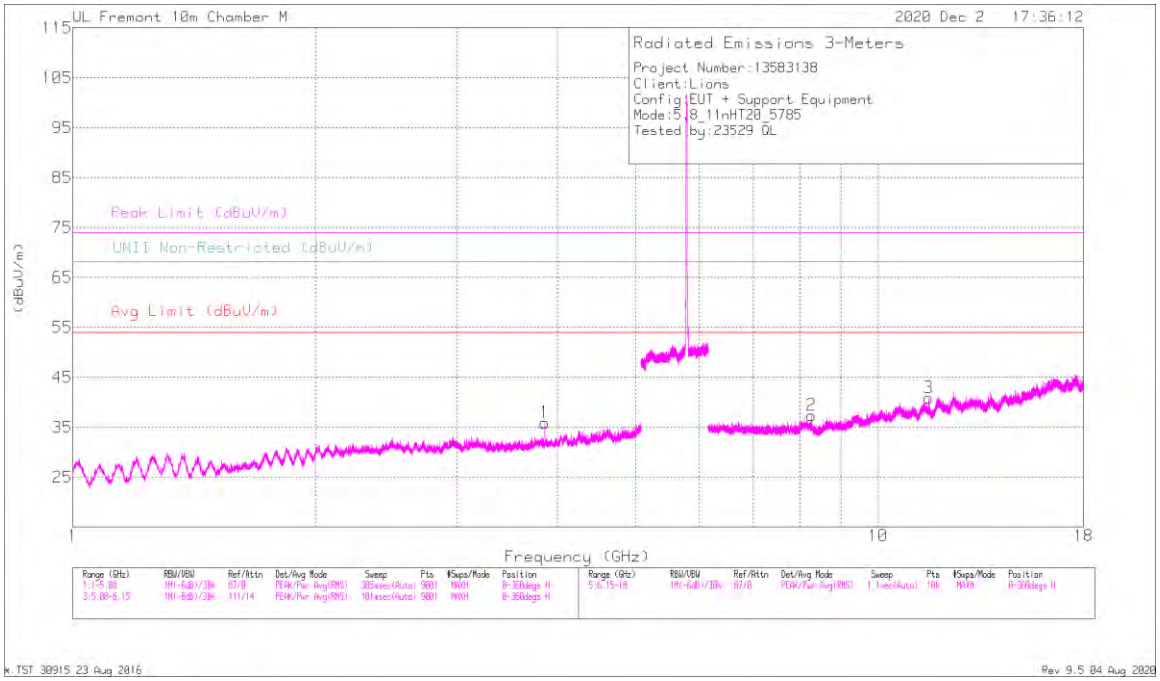

HORIZONTAL

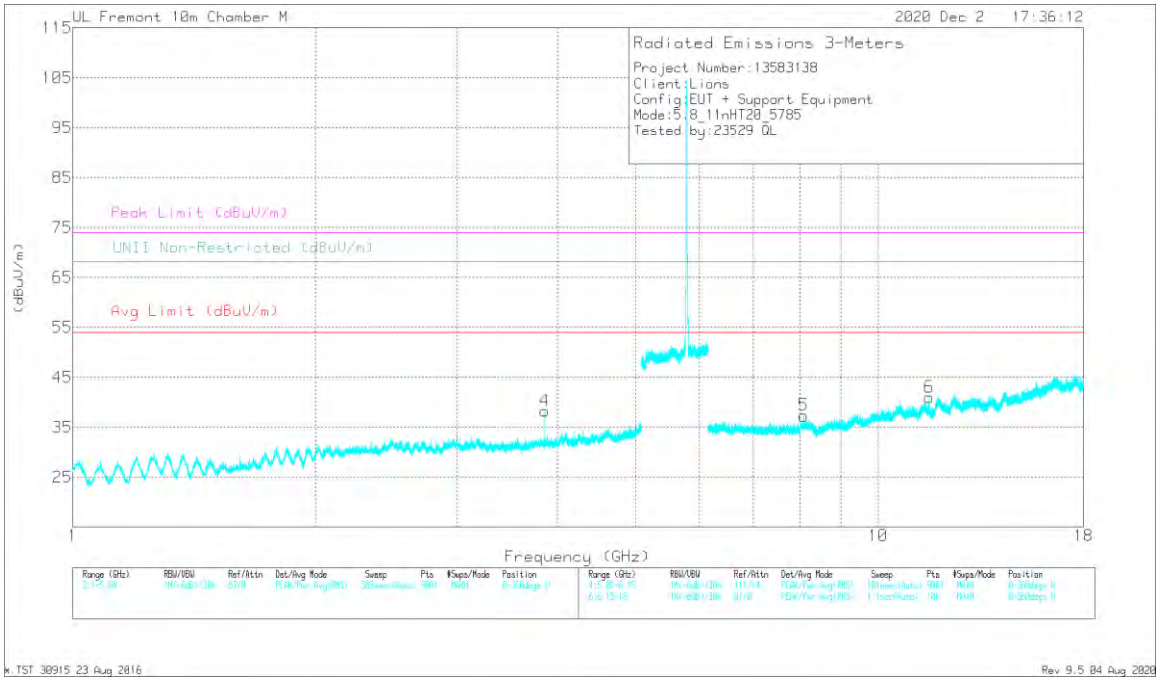

VERTICAL

UL VERIFICATION SERVICES INC.
47173 Benicia Street, Fremont, CA 94538; USA TEL:(510) 319-4000 FAX:(510) 661-0888

This report shall not be reproduced except in full, without the written approval of UL Verification Services Inc.

RADIATED EMISSIONS

Frequency (GHz)	Meter Reading (dBuV)	Det	AF T345 (dB/m)	Amp/Cbl/Fltr/Pad (dB)	DC Corr (dB)	Corrected Reading (dBuV/m)	Avg Limit (dBuV/m)	Margin (dB)	Peak Limit (dBuV/m)	PK Margin (dB)	UNII Non-Restricted (dBuV/m)	PK Margin (dB)	Azimuth (Degs)	Height (cm)	Polarity
3.85664	49.71	PK-U	33.7	-41.7	0	41.71	-	-	74	-32.29	-	-	303	259	H
3.85664	40.23	ADR	33.7	-41.7	.12	32.35	54	-21.65	-	-	-	-	303	259	H
3.85666	39.66	ADR	33.7	-41.7	.12	31.78	54	-22.22	-	-	-	-	226	242	V
3.85671	49.05	PK-U	33.7	-41.7	0	41.05	-	-	74	-32.95	-	-	226	242	V
8.07913	34.53	ADR	35.8	-37.4	.12	33.05	54	-20.95	-	-	-	-	171	241	V
8.07952	45.49	PK-U	35.7	-37.4	0	43.79	-	-	74	-30.21	-	-	171	241	V
8.26953	34.11	ADR	35.9	-37.3	.12	32.83	54	-21.17	-	-	-	-	194	348	H
8.27044	45.33	PK-U	35.9	-37.3	0	43.93	-	-	74	-30.07	-	-	194	348	H
11.56904	49.56	PK-U	38.4	-35.3	0	52.66	-	-	74	-21.34	-	-	315	209	V
11.56973	48.76	PK-U	38.4	-35.3	0	51.86	-	-	74	-22.14	-	-	24	302	H
11.57026	37.74	ADR	38.4	-35.3	.12	40.96	54	-13.04	-	-	-	-	315	209	V
11.57113	36.44	ADR	38.4	-35.3	.12	39.66	54	-14.34	-	-	-	-	24	302	H

PK-U - U-NII: Maximum Peak
ADR - U-NII AD primary method, RMS average

UL VERIFICATION SERVICES INC.
47173 Benicia Street, Fremont, CA 94538; USA TEL:(510) 319-4000 FAX:(510) 661-0888
This report shall not be reproduced except in full, without the written approval of UL Verification Services Inc.

HIGH CHANNEL RESULTS

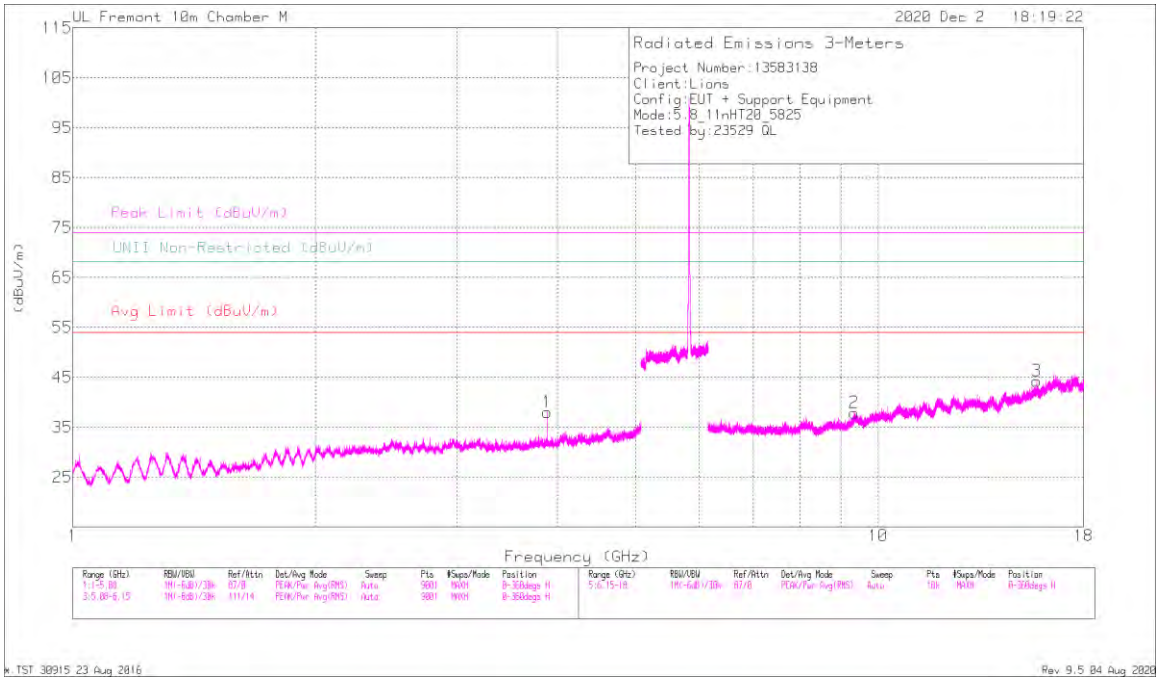

HORIZONTAL

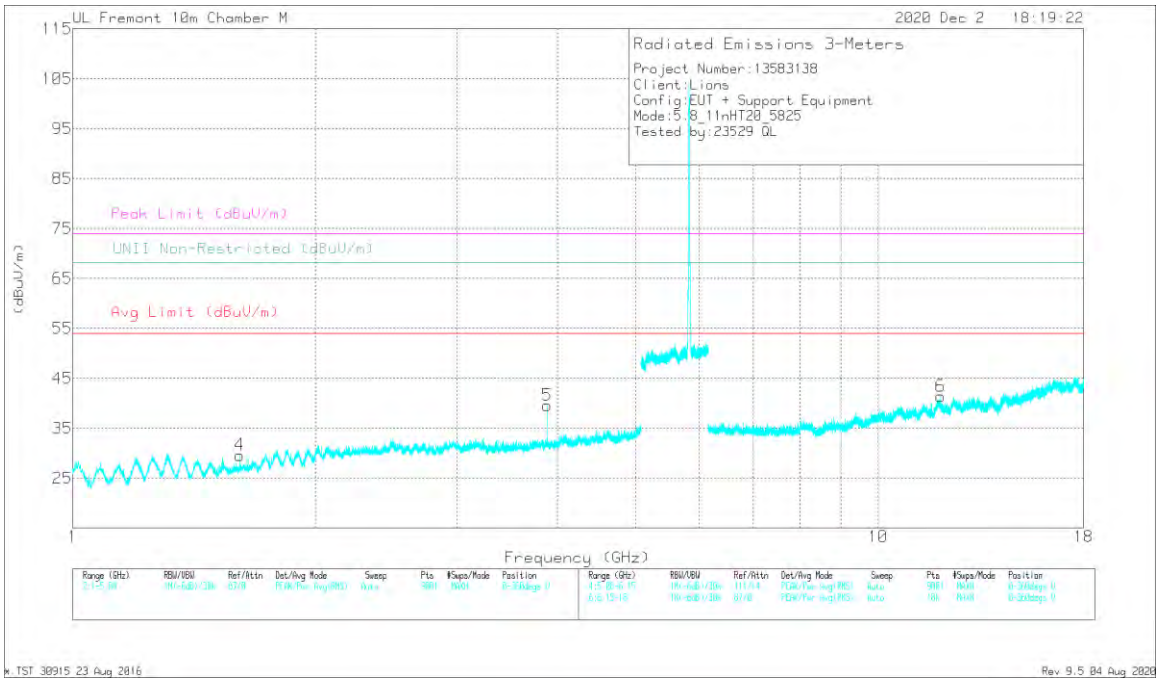

VERTICAL

UL VERIFICATION SERVICES INC.
47173 Benicia Street, Fremont, CA 94538; USA TEL:(510) 319-4000 FAX:(510) 661-0888

This report shall not be reproduced except in full, without the written approval of UL Verification Services Inc.

RADIATED EMISSIONS

Frequency (GHz)	Meter Reading (dBuV)	Det	AF T345 (dB/m)	Amp/Cbl/Fltr/Pad (dB)	DC Corr (dB)	Corrected Reading (dBuV/m)	Avg Limit (dBuV/m)	Margin (dB)	Peak Limit (dBuV/m)	PK Margin (dB)	UNII Non-Restricted (dBuV/m)	PK Margin (dB)	Azimuth (Degs)	Height (cm)	Polarity
1.61275	53.6	PK-U	28.5	-45.8	0	36.3	-	-	74	-37.7	-	-	19	222	V
1.6148	41.56	ADR	28.5	-45.8	.12	24.38	54	-29.62	-	-	-	-	19	222	V
3.88321	51	PK-U	33.6	-41.6	0	43	-	-	74	-31	-	-	312	129	H
3.88332	52.42	PK-U	33.6	-41.6	0	44.42	-	-	74	-29.58	-	-	261	105	V
3.88332	45.52	ADR	33.6	-41.6	.12	37.64	54	-16.36	-	-	-	-	261	105	V
3.88333	39.85	ADR	33.6	-41.6	.12	31.97	54	-22.03	-	-	-	-	312	129	H
9.34097	34.36	ADR	36.3	-36.7	.12	34.08	54	-19.92	-	-	-	-	199	165	H
9.34257	45.69	PK-U	36.3	-36.7	0	45.29	-	-	74	-28.71	-	-	199	165	H
11.95382	44.4	PK-U	38.7	-34.7	0	48.4	-	-	74	-25.6	-	-	151	342	V
11.95469	32.85	ADR	38.7	-34.7	.12	36.97	54	-17.03	-	-	-	-	151	342	V
15.74393	31.15	ADR	40.4	-32.8	.12	38.87	54	-15.13	-	-	-	-	102	405	H
15.74399	42.17	PK-U	40.4	-32.8	0	49.77	-	-	74	-24.23	-	-	102	405	H

PK-U - U-NII: Maximum Peak
ADR - U-NII AD primary method, RMS average

UL VERIFICATION SERVICES INC.
47173 Benicia Street, Fremont, CA 94538; USA TEL:(510) 319-4000 FAX:(510) 661-0888

This report shall not be reproduced except in full, without the written approval of UL Verification Services Inc.

10.1.15. TX ABOVE 1 GHz 802.11n HT40 MODE IN THE 5.8 GHz BAND

BANDEDGE (LOW CHANNEL)

HORIZONTAL RESULT

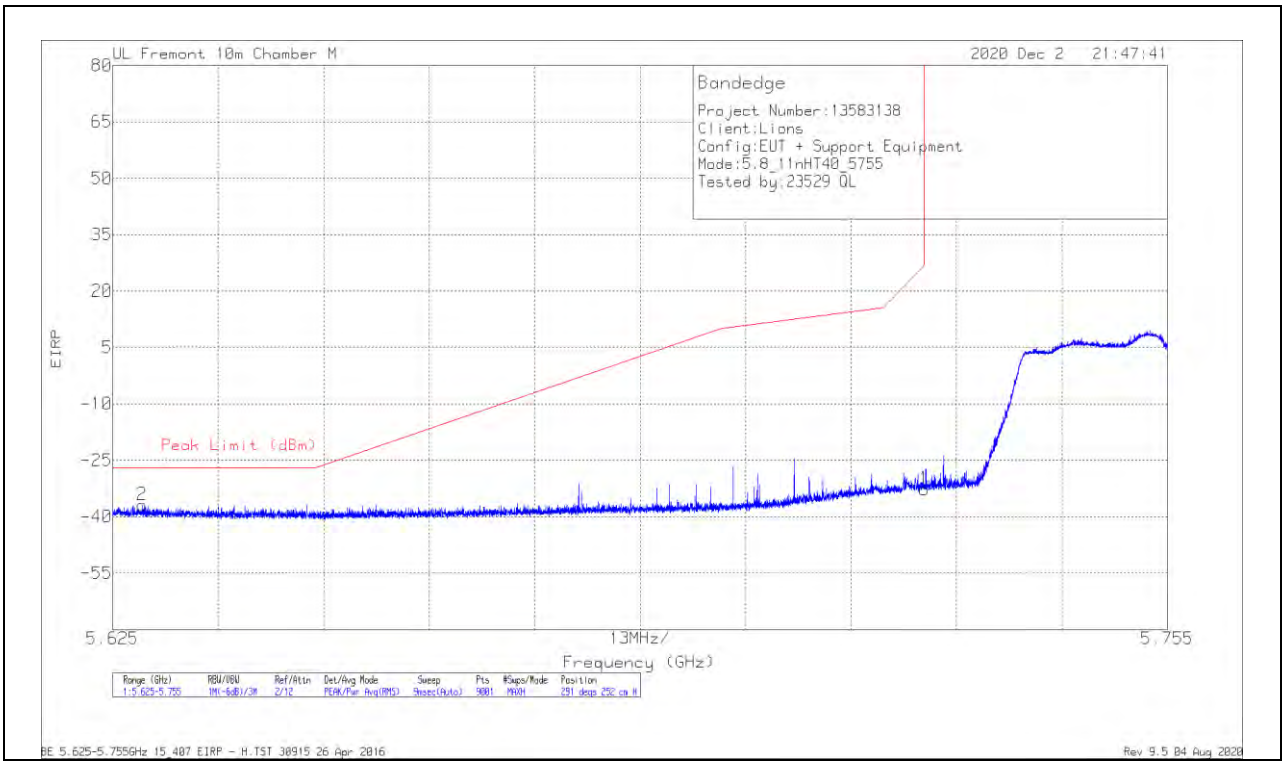

Marker	Frequency (GHz)	Meter Reading (dBm)	Det	AF T345 (dB/m)	Amp/Cbl/Fltr/Pad (dB)	Conversion Factor (dB)	DC Corr (dB)	Corrected Reading EIRP	Peak Limit (dBm)	PK Margin (dB)	Azimuth (Degs)	Height (cm)	Polarity
2	5.62864	-73.38	Pk	35	-10.3	11.8	0	-36.88	-27	-9.88	291	252	H
1	5.725	-68.73	Pk	34.8	-10.5	11.8	0	-32.63	26.99	-59.62	291	252	H

Pk - Peak detector

UL VERIFICATION SERVICES INC.
47173 Benicia Street, Fremont, CA 94538; USA TEL:(510) 319-4000 FAX:(510) 661-0888

This report shall not be reproduced except in full, without the written approval of UL Verification Services Inc.

VERTICAL RESULT

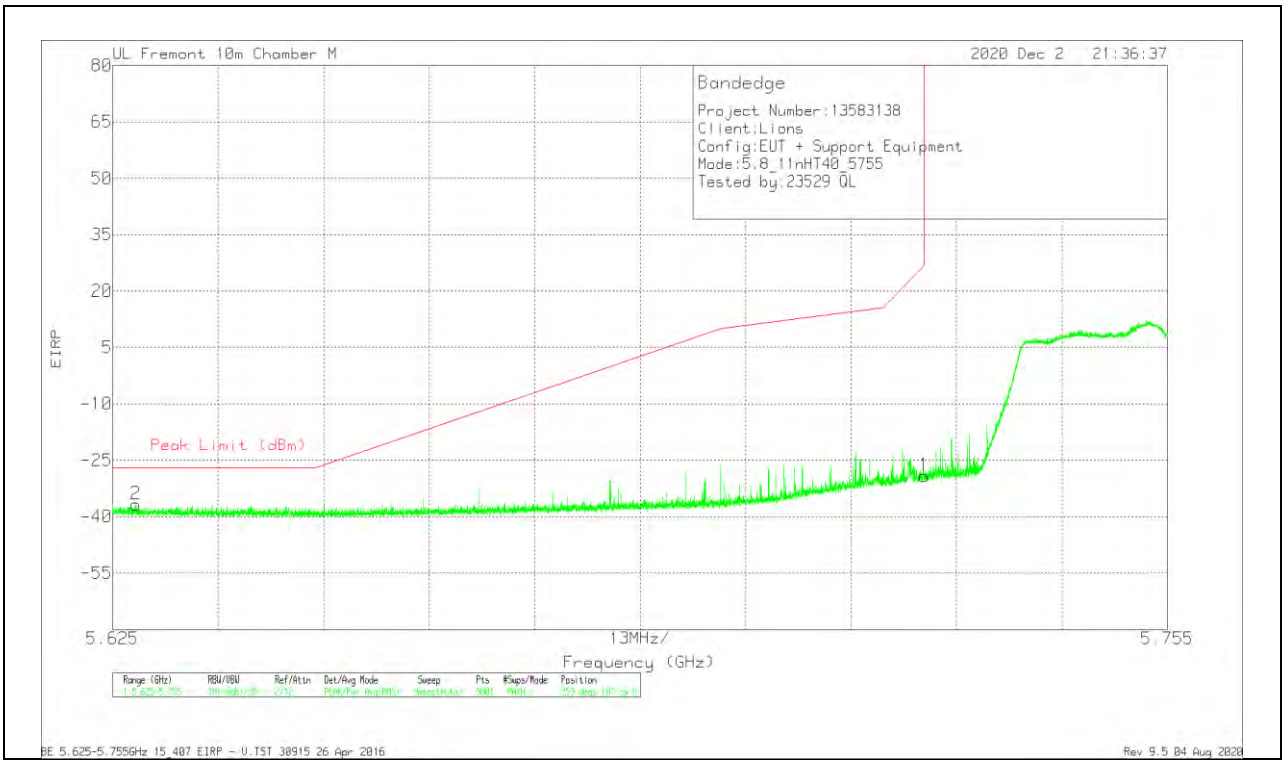

Marker	Frequency (GHz)	Meter Reading (dBm)	Det	AF T345 (dB/m)	Amp/Cbl/Flt r/Pad (dB)	Conversion Factor (dB)	DC Corr (dB)	Corrected Reading EIRP	Peak Limit (dBm)	PK Margin (dB)	Azimuth (Degs)	Height (cm)	Polarity
2	5.62785	-73.2	Pk	35	-10.3	11.8	0	-36.7	-27	-9.7	259	107	V
1	5.725	-65.34	Pk	34.8	-10.5	11.8	0	-29.24	26.99	-56.23	259	107	V

Pk - Peak detector

UL VERIFICATION SERVICES INC.
47173 Benicia Street, Fremont, CA 94538; USA TEL:(510) 319-4000 FAX:(510) 661-0888

This report shall not be reproduced except in full, without the written approval of UL Verification Services Inc.

BANDEDGE (HIGH CHANNEL)

HORIZONTAL RESULT

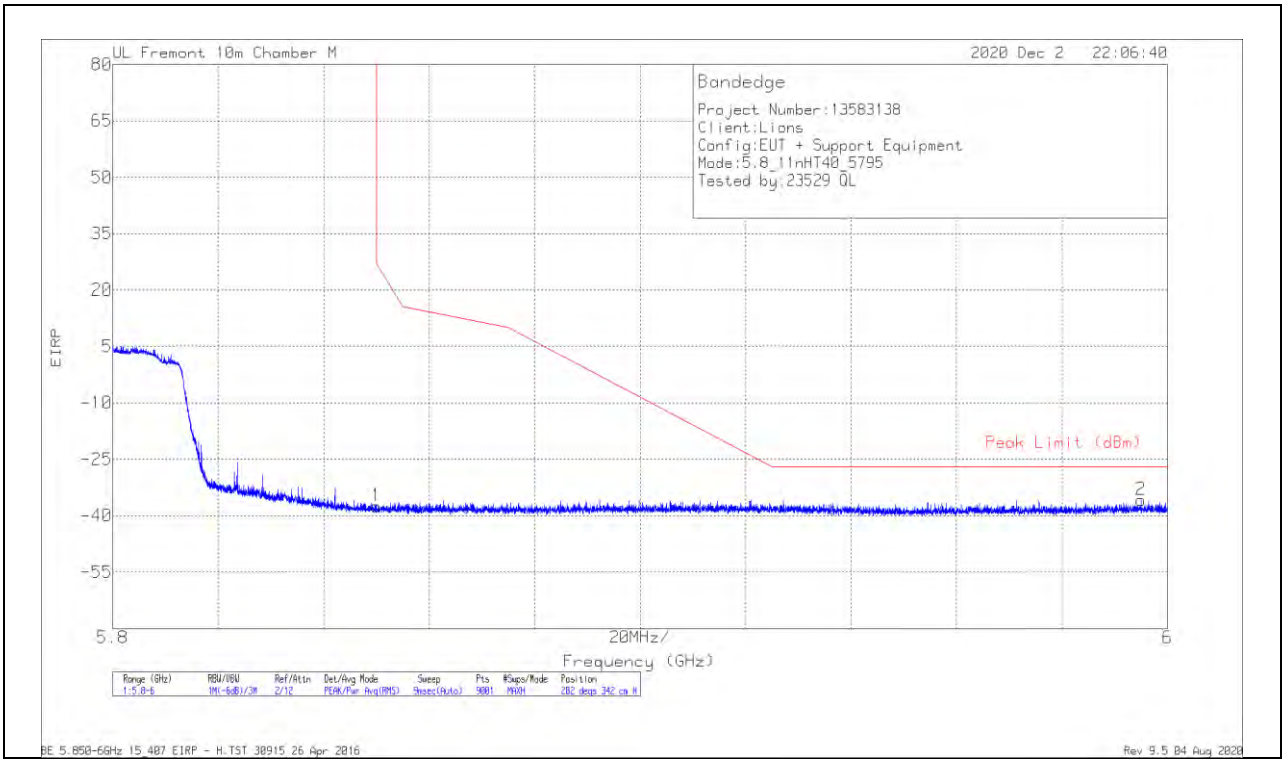

Marker	Frequency (GHz)	Meter Reading (dBm)	Det	AF T345 (dB/m)	Amp/Cbl/Fltr/Pad (dB)	Conversion Factor (dB)	DC Corr (dB)	Corrected Reading EIRP	Peak Limit (dBm)	PK Margin (dB)	Azimuth (Degs)	Height (cm)	Polarity
1	5.85002	-74.37	Pk	35	-9.9	11.8	0	-37.47	26.95	-64.42	202	342	H
2	5.99502	-73.16	Pk	35.5	-10	11.8	0	-35.86	-27	-8.86	202	342	H

Pk - Peak detector

UL VERIFICATION SERVICES INC.
47173 Benicia Street, Fremont, CA 94538; USA TEL:(510) 319-4000 FAX:(510) 661-0888

This report shall not be reproduced except in full, without the written approval of UL Verification Services Inc.

VERTICAL RESULT

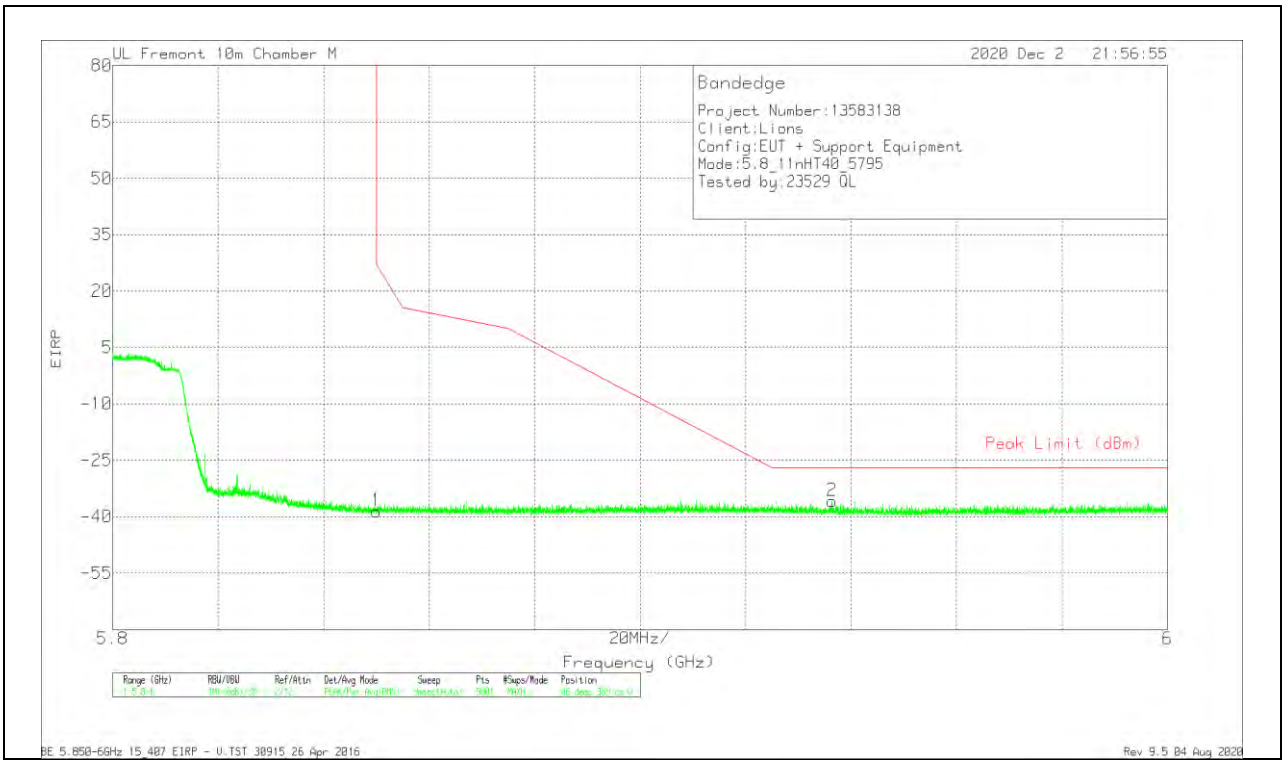

Marker	Frequency (GHz)	Meter Reading (dBm)	Det	AF T345 (dB/m)	Amp/Cbl/Flt r/Pad (dB)	Conversion Factor (dB)	DC Corr (dB)	Corrected Reading EIRP	Peak Limit (dBm)	PK Margin (dB)	Azimuth (Degs)	Height (cm)	Polarity
1	5.85002	-75.5	Pk	35	-9.9	11.8	0	-38.6	26.95	-65.55	86	389	V
2	5.93638	-72.65	Pk	35.3	-10.2	11.8	0	-35.75	-27	-8.75	86	389	V

Pk - Peak detector

UL VERIFICATION SERVICES INC.
47173 Benicia Street, Fremont, CA 94538; USA TEL:(510) 319-4000 FAX:(510) 661-0888

This report shall not be reproduced except in full, without the written approval of UL Verification Services Inc.

HARMONICS AND SPURIOUS EMISSIONS

LOW CHANNEL RESULTS

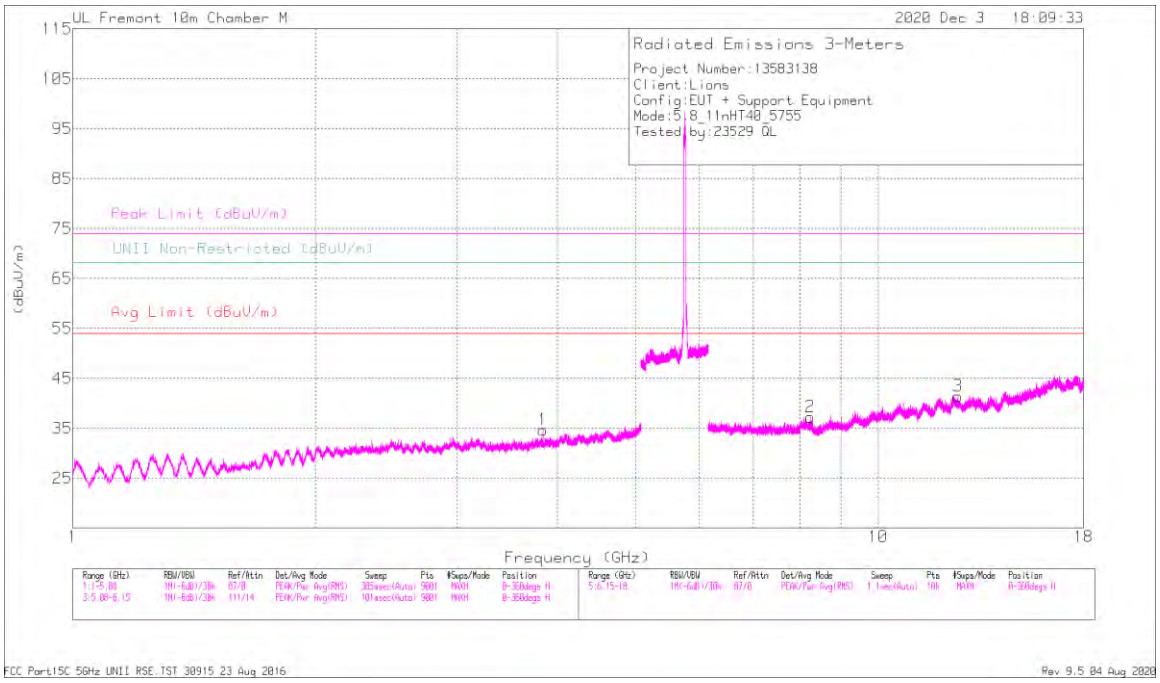

HORIZONTAL

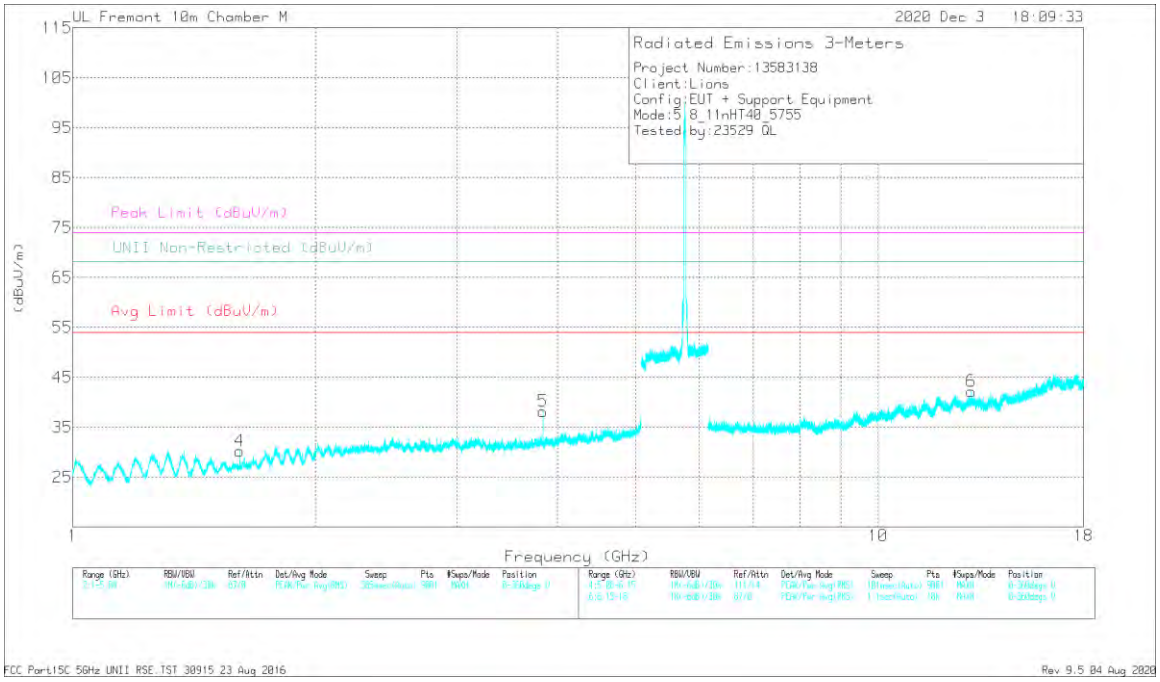

VERTICAL

UL VERIFICATION SERVICES INC.
47173 Benicia Street, Fremont, CA 94538; USA TEL:(510) 319-4000 FAX:(510) 661-0888

This report shall not be reproduced except in full, without the written approval of UL Verification Services Inc.

RADIATED EMISSIONS

Frequency (GHz)	Meter Reading (dBuV)	Det	AF T345 (dB/m)	Amp/Cbl/Fltr/Pad (dB)	DC Corr (dB)	Corrected Reading (dBuV/m)	Avg Limit (dBuV/m)	Margin (dB)	Peak Limit (dBuV/m)	PK Margin (dB)	UNII Non-Restricted (dBuV/m)	PK Margin (dB)	Azimuth (Degs)	Height (cm)	Polarity
1.61278	43.27	ADR	28.5	-45.8	.23	26.2	54	-27.8	-	-	-	-	272	173	V
1.61288	54.15	PK-U	28.5	-45.8	0	36.85	-	-	74	-37.15	-	-	272	173	V
3.83658	49.97	PK-U	33.5	-41.5	0	41.97	-	-	74	-32.03	-	-	150	298	H
3.83666	41.05	ADR	33.5	-41.5	.23	33.28	54	-20.72	-	-	-	-	150	298	H
3.83666	43.06	ADR	33.5	-41.5	.23	35.29	54	-18.71	-	-	-	-	179	122	V
3.83672	51.5	PK-U	33.5	-41.5	0	43.5	-	-	74	-30.5	-	-	179	122	V
8.23595	45.35	PK-U	35.8	-37.5	0	43.65	-	-	74	-30.35	-	-	254	269	H
8.23653	34.04	ADR	35.8	-37.5	.23	32.57	54	-21.43	-	-	-	-	254	269	H
12.56155	31.52	ADR	39.2	-33.9	.23	37.05	54	-16.95	-	-	-	-	141	141	H
12.56159	42.87	PK-U	39.2	-33.9	0	48.17	-	-	74	-25.83	-	-	141	141	H
13.06211	32.42	ADR	39.3	-34	.23	37.95	-	-	-	-	-	-	222	282	V
13.06241	43.59	PK-U	39.4	-34	0	48.99	-	-	-	-	68.2	-19.21	222	282	V

PK-U - U-NII: Maximum Peak
ADR - U-NII AD primary method, RMS average

UL VERIFICATION SERVICES INC.
47173 Benicia Street, Fremont, CA 94538; USA TEL:(510) 319-4000 FAX:(510) 661-0888
This report shall not be reproduced except in full, without the written approval of UL Verification Services Inc.

HIGH CHANNEL RESULTS

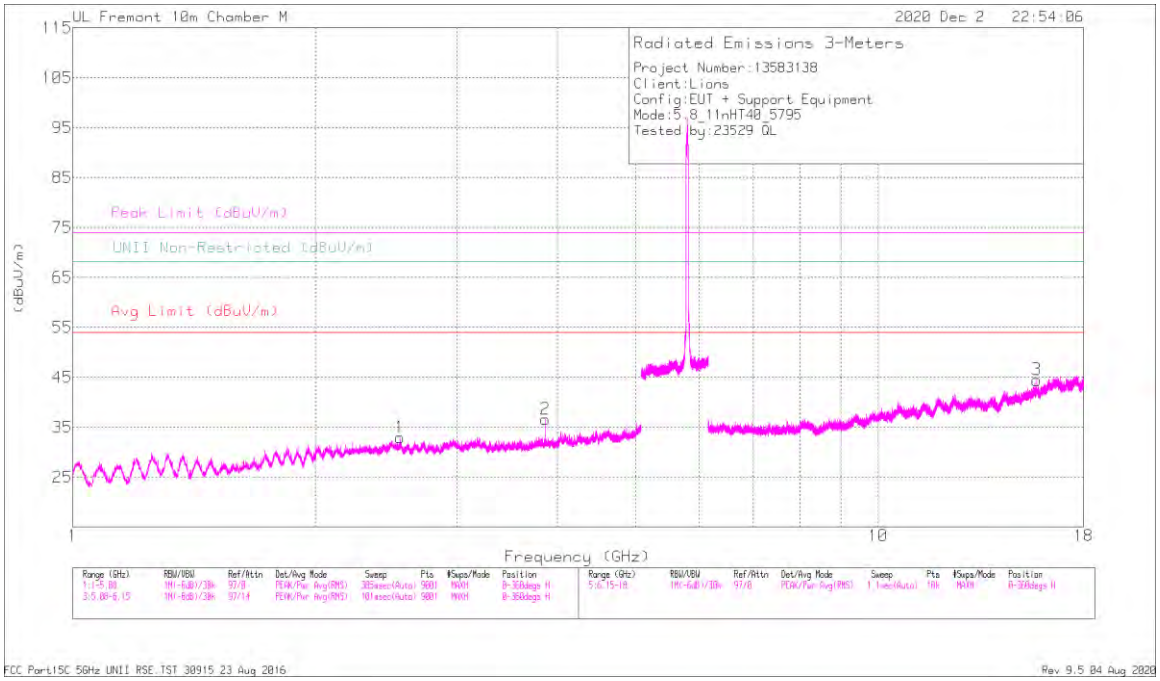

HORIZONTAL

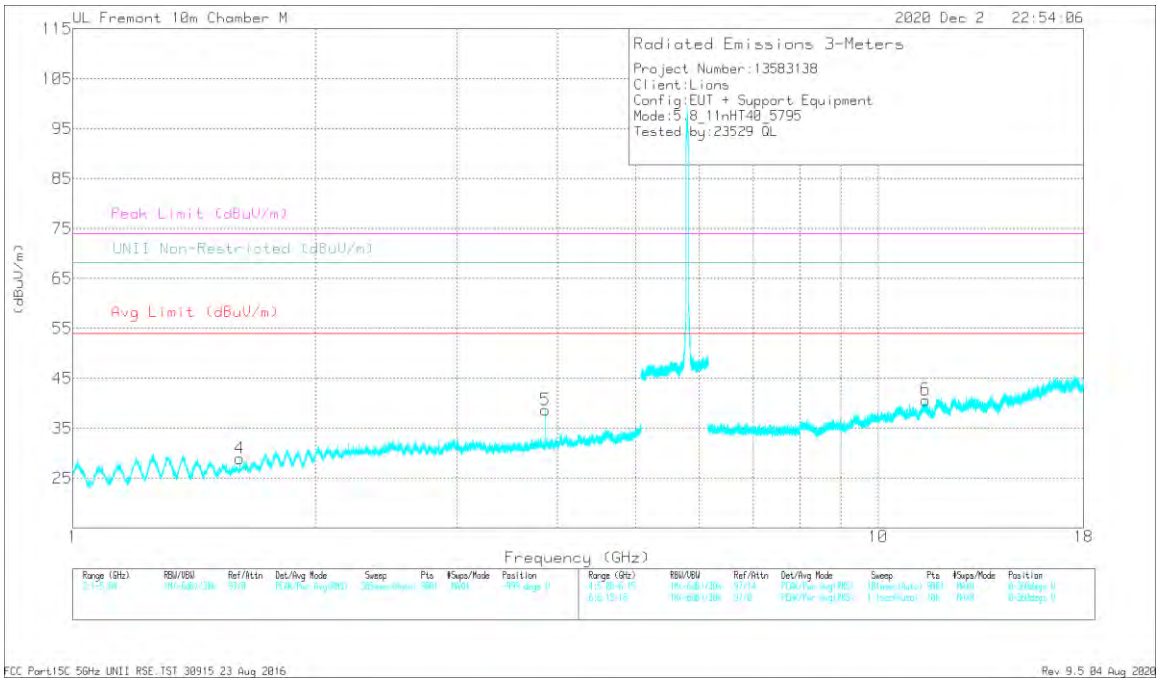

VERTICAL

UL VERIFICATION SERVICES INC.
47173 Benicia Street, Fremont, CA 94538; USA TEL:(510) 319-4000 FAX:(510) 661-0888

This report shall not be reproduced except in full, without the written approval of UL Verification Services Inc.

RADIATED EMISSIONS

Frequency (GHz)	Meter Reading (dBuV)	Det	AF T345 (dB/m)	Amp/Cbl/Fltr/Pad (dB)	DC Corr (dB)	Corrected Reading (dBuV/m)	Avg Limit (dBuV/m)	Margin (dB)	Peak Limit (dBuV/m)	PK Margin (dB)	UNII Non-Restricted (dBuV/m)	PK Margin (dB)	Azimuth (Degs)	Height (cm)	Polarity
1.6128	42.91	ADR	28.5	-45.8	.23	25.84	54	-28.16	-	-	-	-	30	314	V
1.61287	54.05	PK-U	28.5	-45.8	0	36.75	-	-	74	-37.25	-	-	30	314	V
2.54944	51.28	PK-U	32.4	-43.8	0	39.88	-	-	-	-	68.2	-28.32	211	118	H
2.55086	40.21	ADR	32.4	-43.8	.23	29.04	-	-	-	-	-	-	211	118	H
3.86305	48.31	PK-U	33.6	-41.6	0	40.31	-	-	74	-33.69	-	-	355	356	V
3.86332	43.94	ADR	33.6	-41.6	.23	36.17	54	-17.83	-	-	-	-	293	262	H
3.86336	51.32	PK-U	33.6	-41.6	0	43.32	-	-	74	-30.68	-	-	293	262	H
3.86339	37.71	ADR	33.6	-41.6	.23	29.94	54	-24.06	-	-	-	-	355	356	V
11.44939	43.81	PK-U	38.3	-35.5	0	46.61	-	-	74	-27.39	-	-	102	211	V
11.44996	32.87	ADR	38.3	-35.5	.23	35.9	54	-18.1	-	-	-	-	102	211	V
15.75304	31.12	ADR	40.3	-32.7	.23	38.95	54	-15.05	-	-	-	-	157	319	H
15.75385	43.11	PK-U	40.3	-32.7	0	50.71	-	-	74	-23.29	-	-	157	319	H

PK-U - U-NII: Maximum Peak
ADR - U-NII AD primary method, RMS average

UL VERIFICATION SERVICES INC.
47173 Benicia Street, Fremont, CA 94538; USA TEL:(510) 319-4000 FAX:(510) 661-0888
This report shall not be reproduced except in full, without the written approval of UL Verification Services Inc.

10.1.16. TX ABOVE 1 GHz 802.11ac VHT80 MODE IN THE 5.8 GHz BAND

BANDEDGE (CHANNEL 155 LOW EDGE)

HORIZONTAL RESULT

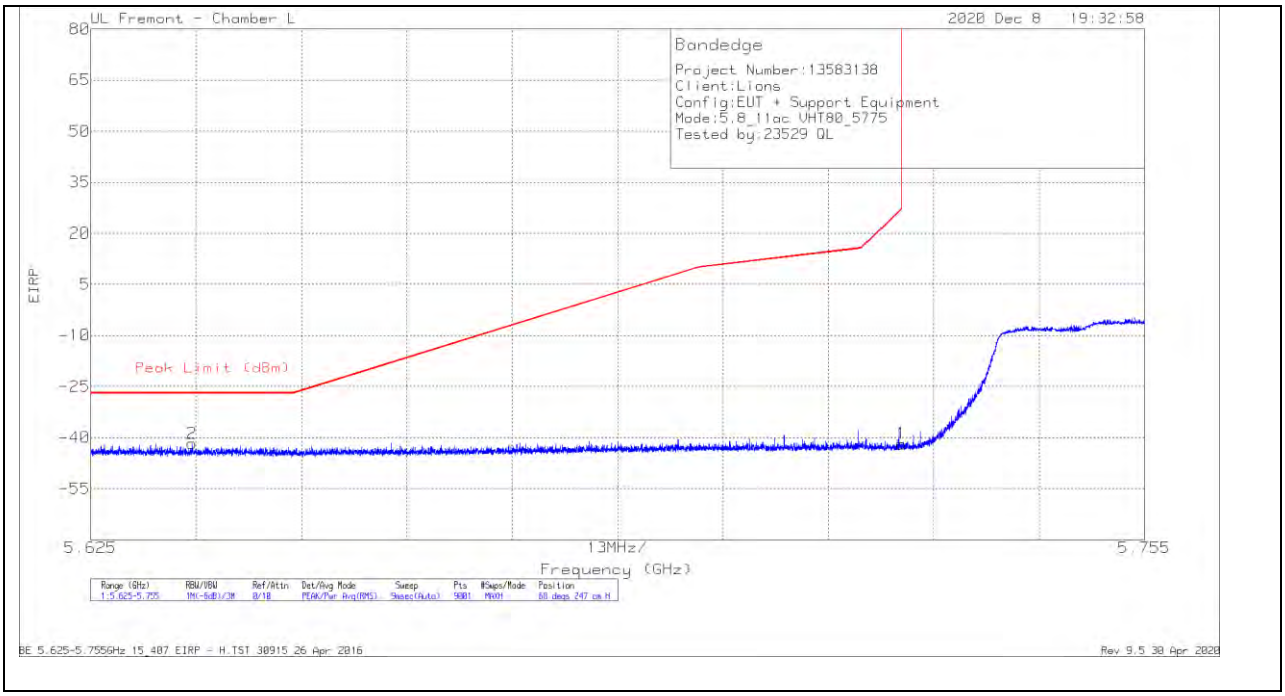

Marker	Frequency (GHz)	Meter Reading (dBm)	Det	AF 344 (dB/m)	Amp/Cbl/Fltr/Pad (dB)	Conversion Factor (dB)	DC Corr (dB)	Corrected Reading EIRP	Peak Limit (dBm)	PK Margin (dB)	Azimuth (Degs)	Height (cm)	Polarity
1	5.725	-71.71	Pk	34.7	-16.6	11.8	0	-41.81	26.99	-68.8	68	247	H
2	5.63754	-71.59	Pk	34.7	-16.6	11.8	0	-41.69	-27	-14.69	68	247	H

Pk - Peak detector

UL VERIFICATION SERVICES INC.
47173 Benicia Street, Fremont, CA 94538; USA TEL:(510) 319-4000 FAX:(510) 661-0888

This report shall not be reproduced except in full, without the written approval of UL Verification Services Inc.

VERTICAL RESULT

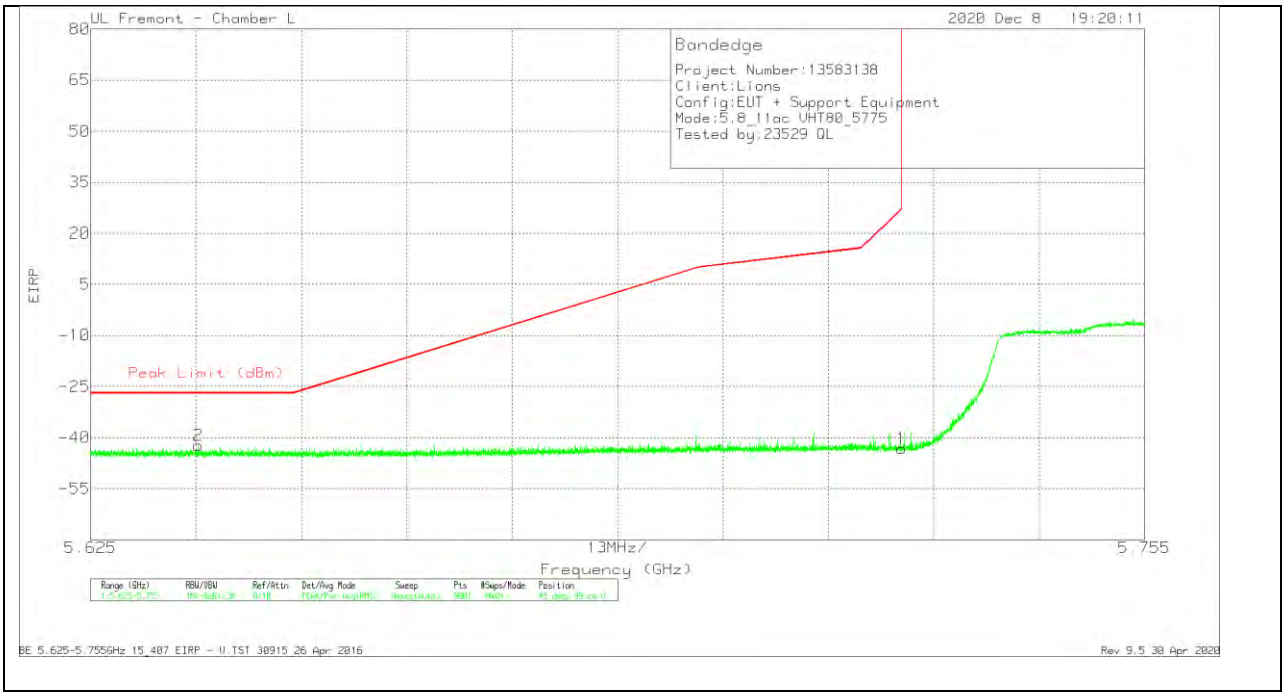

Marker	Frequency (GHz)	Meter Reading (dBm)	Det	AF 344 (dB/m)	Amp/Cbl/Fltr/Pad (dB)	Conversion Factor (dB)	DC Corr (dB)	Corrected Reading EIRP	Peak Limit (dBm)	PK Margin (dB)	Azimuth (Degs)	Height (cm)	Polarity
1	5.725	-73.04	Pk	34.7	-16.6	11.8	0	-43.14	26.99	-70.13	45	99	V
2	5.6383	-72.21	Pk	34.7	-16.6	11.8	0	-42.31	-27	-15.31	45	99	V

Pk - Peak detector

UL VERIFICATION SERVICES INC.
47173 Benicia Street, Fremont, CA 94538; USA TEL:(510) 319-4000 FAX:(510) 661-0888

This report shall not be reproduced except in full, without the written approval of UL Verification Services Inc.

BANDEDGE (CHANNEL 155 HIGH EDGE)

HORIZONTAL RESULT

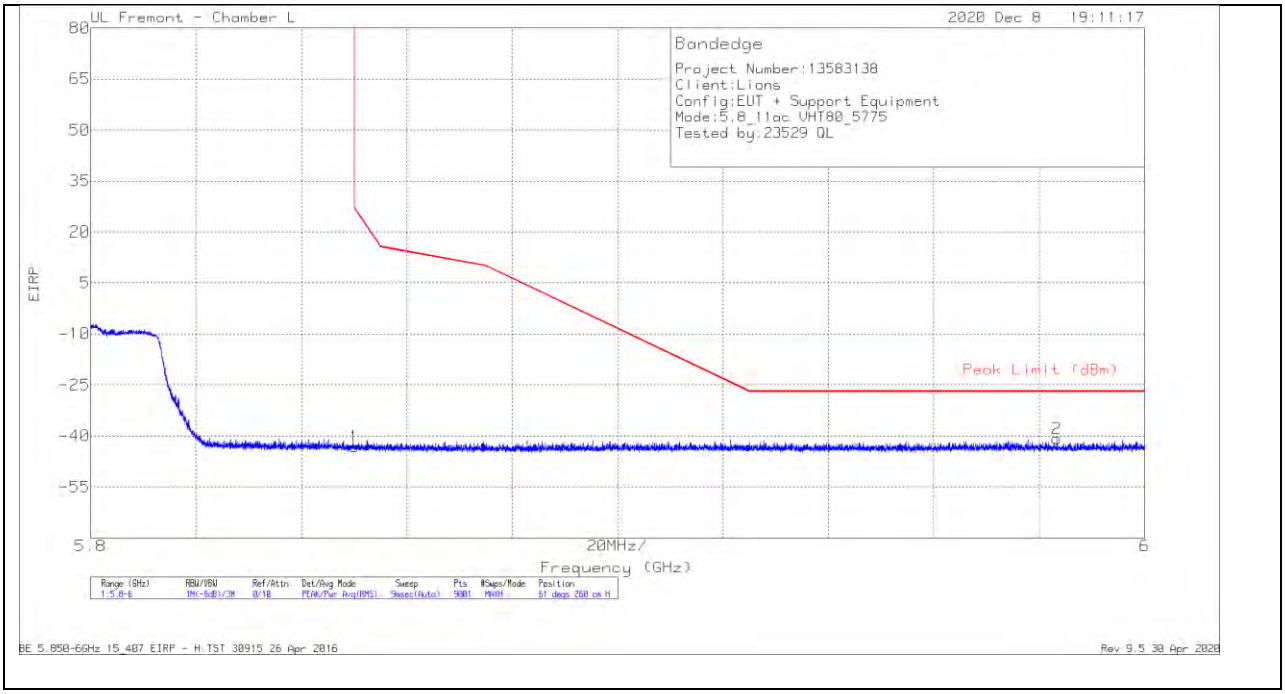

Marker	Frequency (GHz)	Meter Reading (dBm)	Det	AF 344 (dB/m)	Amp/Cbl/Fltr/Pad (dB)	Conversion Factor (dB)	DC Corr (dB)	Corrected Reading EIRP	Peak Limit (dBm)	PK Margin (dB)	Azimuth (Degs)	Height (cm)	Polarity
1	5.85002	-73.34	Pk	35	-16.7	11.8	0	-43.24	26.95	-70.19	61	260	H
2	5.9834	-71.86	Pk	35.2	-16	11.8	0	-40.86	-27	-13.86	61	260	H

Pk - Peak detector

UL VERIFICATION SERVICES INC.
47173 Benicia Street, Fremont, CA 94538; USA TEL:(510) 319-4000 FAX:(510) 661-0888

This report shall not be reproduced except in full, without the written approval of UL Verification Services Inc.

VERTICAL RESULT

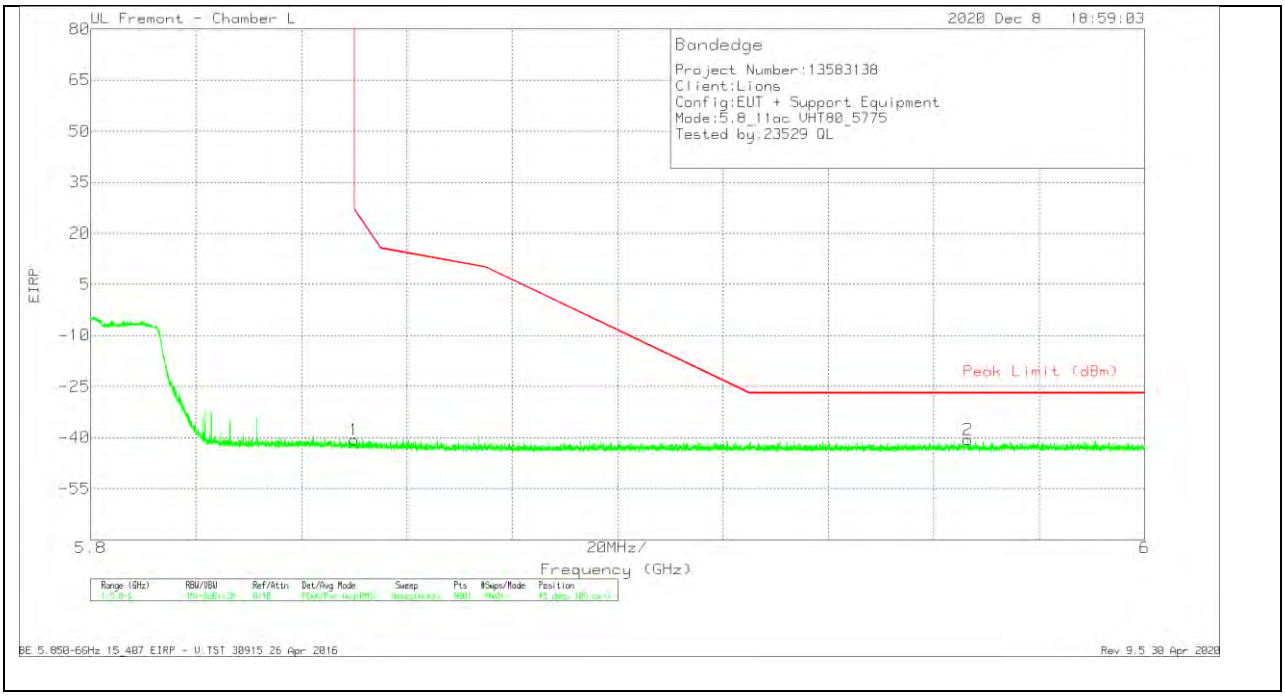

Marker	Frequency (GHz)	Meter Reading (dBm)	Det	AF 344 (dB/m)	Amp/Cbl/Fltr/Pad (dB)	Conversion Factor (dB)	DC Corr (dB)	Corrected Reading EIRP	Peak Limit (dBm)	PK Margin (dB)	Azimuth (Degs)	Height (cm)	Polarity
1	5.85002	-70.68	Pk	35	-16.7	11.8	0	-40.58	26.95	-67.53	45	106	V
2	5.96649	-71.66	Pk	35.3	-16.1	11.8	0	-40.66	-27	-13.66	45	106	V

Pk - Peak detector

UL VERIFICATION SERVICES INC.
47173 Benicia Street, Fremont, CA 94538; USA TEL:(510) 319-4000 FAX:(510) 661-0888

This report shall not be reproduced except in full, without the written approval of UL Verification Services Inc.

HARMONICS AND SPURIOUS EMISSIONS

MID CHANNEL RESULTS

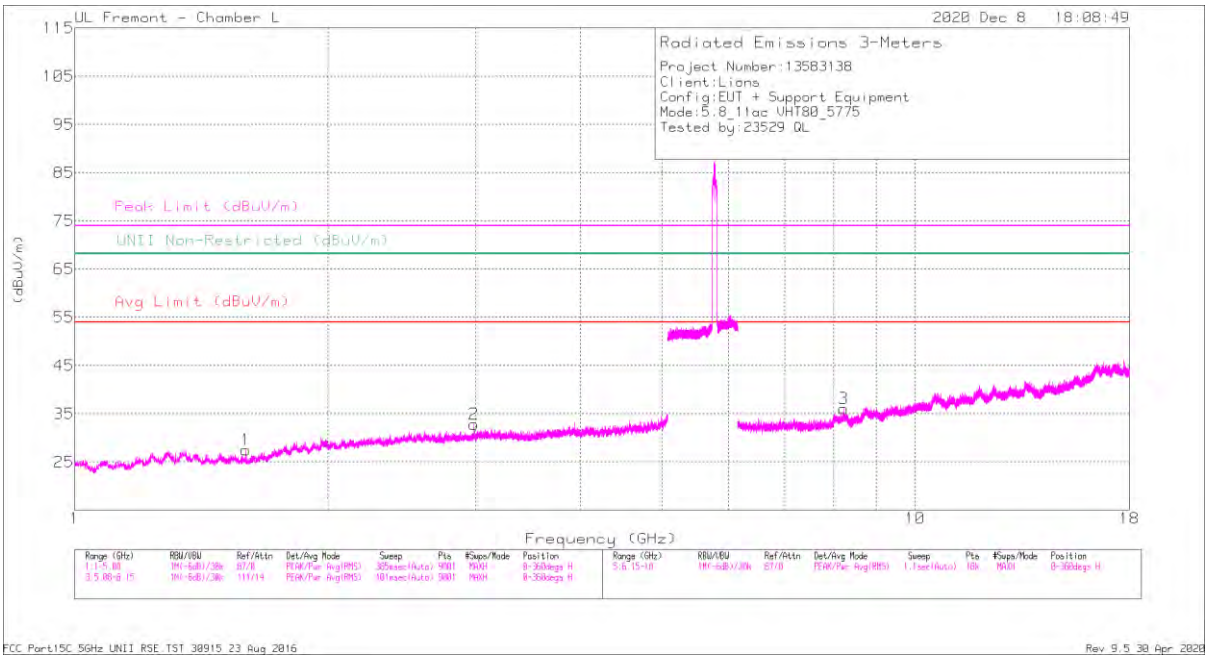

HORIZONTAL

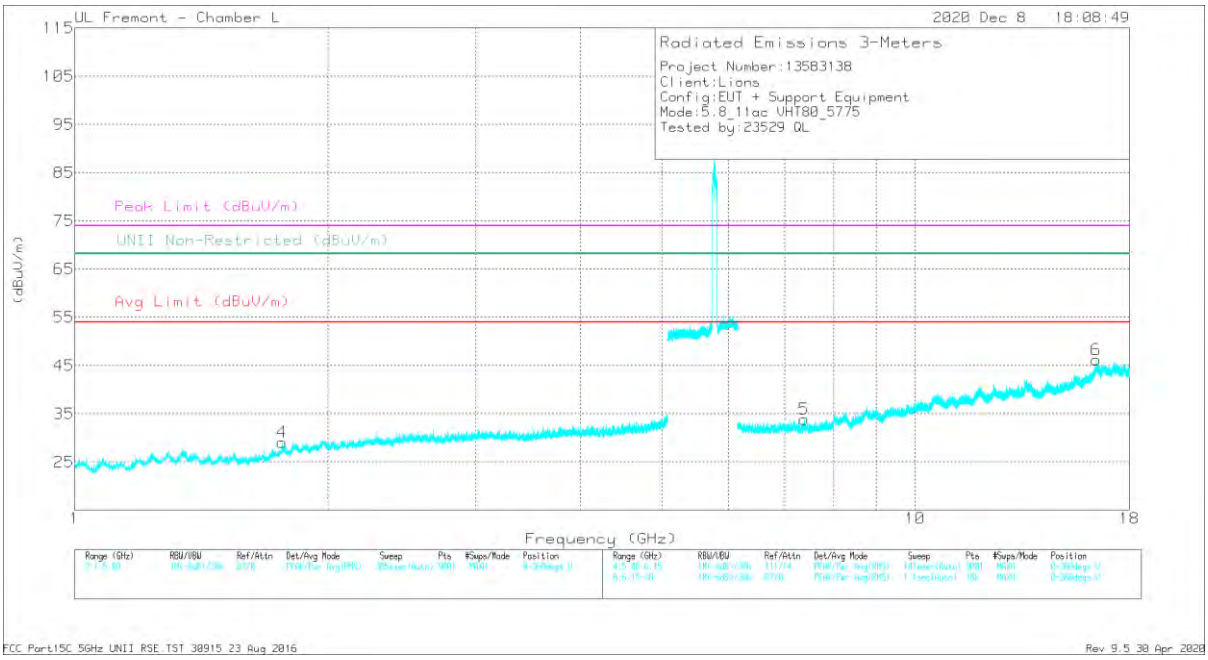

VERTICAL

UL VERIFICATION SERVICES INC.
47173 Benicia Street, Fremont, CA 94538; USA TEL:(510) 319-4000 FAX:(510) 661-0888

This report shall not be reproduced except in full, without the written approval of UL Verification Services Inc.

RADIATED EMISSIONS

Frequency (GHz)	Meter Reading (dBuV)	Det	AF 344 (dB/m)	Amp/Cbl/Fltr/Pad (dB)	DC Corr (dB)	Corrected Reading (dBuV/m)	Avg Limit (dBuV/m)	Margin (dB)	Peak Limit (dBuV/m)	PK Margin (dB)	UNII Non-Restricted (dBuV/m)	PK Margin (dB)	Azimuth (Degs)	Height (cm)	Polarity
* 1.59737	39.09	PK-U	28.1	-32.8	0	34.39	-	-	74	-39.61	-	-	63	391	H
* 1.59894	27.48	ADR	28.1	-32.8	.45	23.23	54	-30.77	-	-	-	-	63	391	H
2.98587	36.42	PK-U	32.7	-30	0	39.12	-	-	-	-	68.2	-29.08	72	357	H
1.76722	38.47	PK-U	29.7	-31.9	0	36.27	-	-	-	-	68.2	-31.93	191	235	V
* 8.22917	30.2	PK-U	35.8	-21.5	0	44.5	-	-	74	-29.5	-	-	211	385	H
* 8.22903	18.16	ADR	35.8	-21.5	.45	32.91	54	-21.09	-	-	-	-	211	385	H
* 7.38275	28.78	PK-U	35.6	-23.3	0	41.08	-	-	74	-32.92	-	-	187	348	V
* 7.38509	18.26	ADR	35.5	-23.2	.45	31.01	54	-22.99	-	-	-	-	187	348	V
16.4428	28.78	PK-U	41.8	-18.6	0	51.98	-	-	-	-	68.2	-16.22	319	192	V

* - indicates frequency in CFR47 Pt 15 / IC RSS-Restricted Band
PK-U - U-NII: Maximum Peak
ADR - U-NII AD primary method, RMS average

UL VERIFICATION SERVICES INC.
47173 Benicia Street, Fremont, CA 94538; USA TEL:(510) 319-4000 FAX:(510) 661-0888

This report shall not be reproduced except in full, without the written approval of UL Verification Services Inc.

10.2. WORST CASE BELOW 30MHZ

SPURIOUS EMISSIONS BELOW 30 MHz (WORST-CASE CONFIGURATION)

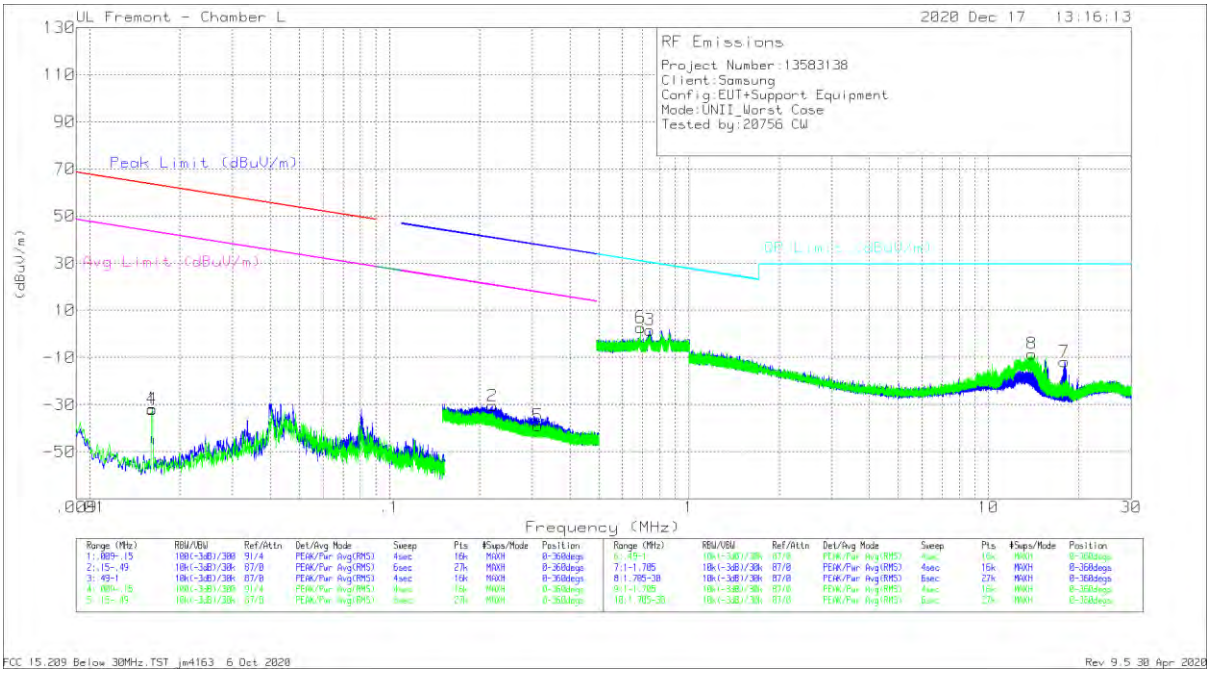

ANTENNA- TWO ORIENTATIONS FACE ON/FACE OFF

Below 30MHz Data

Marker	Frequency (MHz)	Meter Reading (dBuV)	Det	Loop Antenna (ACF)	Amp/Cbl (dB)	Dist Corr 300m	Corrected Reading (dBuV/m)	Peak Limit (dBuV/m)	Margin (dB)	Avg Limit (dBuV/m)	Margin (dB)	Peak Limit (dBuV/m)	Margin (dB)	Avg Limit (dBuV/m)	Margin (dB)	Azimuth (Degs)
1	.01614	21.42	Pk	59.3	-32.4	-80	-31.68	63.43	-95.11	43.43	-75.11	-	-	-	-	0-360
2	.2208	25.67	Pk	56.1	-32.3	-80	-30.53	-	-	-	-	40.74	-71.27	20.74	-51.27	0-360
4	.01613	21.1	Pk	59.3	-32.4	-80	-32	63.43	-95.43	43.43	-75.43	-	-	-	-	0-360
5	.31315	17.2	Pk	56.1	-32.3	-80	-39	-	-	-	-	37.7	-76.7	17.7	-56.7	0-360

Pk - Peak detector

Marker	Frequency (MHz)	Meter Reading (dBuV)	Det	Loop Antenna (ACF)	Amp/Cbl (dB)	Dist Corr 30m (dB) 40Log	Corrected Reading (dBuV/m)	QP Limit (dBuV/m)	Margin (dB)	Azimuth (Degs)
3	.74139	17.79	Pk	56.1	-32.2	-40	1.69	30.21	-28.52	0-360
6	.69022	18.76	Pk	56.1	-32.2	-40	2.66	30.83	-28.17	0-360
7	17.93328	25.79	Pk	34.2	-31.8	-40	-11.81	29.5	-41.31	0-360
8	13.99175	29.33	Pk	34.1	-31.9	-40	-8.47	29.5	-37.97	0-360

Pk - Peak detector

NOTE: The limits in CFR 47, Part 15, Subpart C, paragraph 15.209(a), are identical to those in RSS-Gen section 8.9, Table 6, since the measurements are performed in terms of magnetic field strength and converted to electric field strength levels (as reported in the table), using the free space impdedance of 377 Ohms. For example the measurement at frequency X kHz resulted in a level of Y dBuV/m, which is equivalent to Y – 51.5 = Z dBuA/m, which has the same margin, W dB, to the corresponding RSS-Gen Table 6 limit as it has to 15.209(a) limit.

UL VERIFICATION SERVICES INC.
47173 Benicia Street, Fremont, CA 94538; USA TEL:(510) 319-4000 FAX:(510) 661-0888
This report shall not be reproduced except in full, without the written approval of UL Verification Services Inc.

10.3. WORST CASE BELOW 1 GHZ

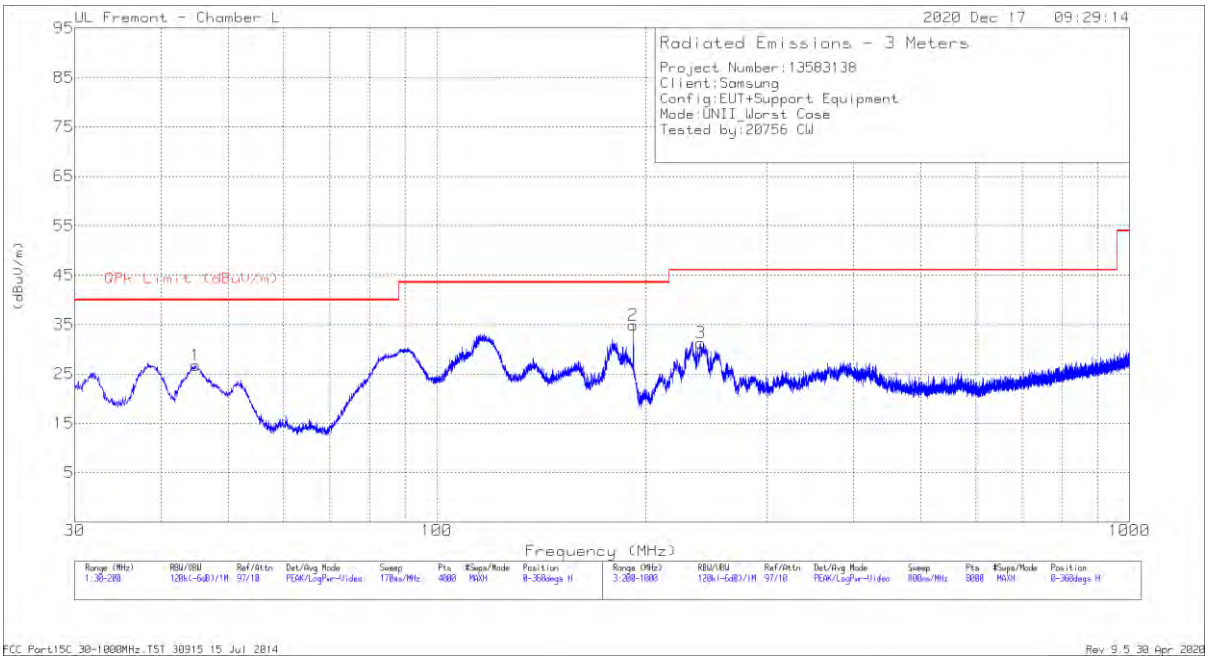

HORIZONTAL

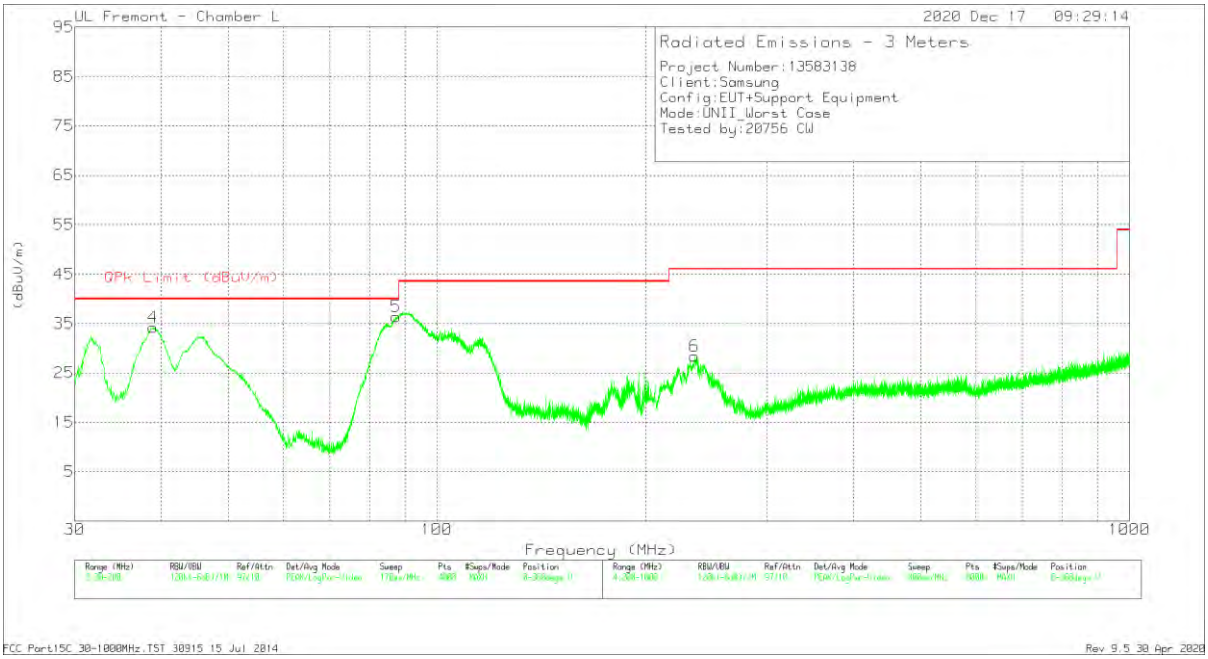

VERTICAL

UL VERIFICATION SERVICES INC.
47173 Benicia Street, Fremont, CA 94538; USA TEL:(510) 319-4000 FAX:(510) 661-0888

This report shall not be reproduced except in full, without the written approval of UL Verification Services Inc.

Below 1GHz DATA

Marker	Frequency (MHz)	Meter Reading (dBuV)	Det	AF PRE0184971 (dB/m)	Amp/Cbl (dB)	Corrected Reading (dBuV/m)	QPk Limit (dBuV/m)	Margin (dB)	Azimuth (Degs)	Height (cm)	Polarity
1	44.8789	41.69	Pk	16.2	-31.2	26.69	40	-13.31	0-360	399	H
2	191.9669	48.1	Pk	17	-30.2	34.9	43.52	-8.62	0-360	99	H
4	38.8848	44.89	Pk	20.6	-31.3	34.19	40	-5.81	0-360	101	V
5	87.3048	54.01	Pk	13.3	-30.9	36.41	40	-3.59	0-360	101	V
3	* 240.3052	43.7	Pk	17.5	-29.9	31.3	46.02	-14.72	0-360	101	H
6	235.4046	41.08	Pk	17.2	-29.9	28.38	46.02	-17.64	0-360	101	V

* - indicates frequency in CFR47 Pt 15 / IC RSS-Restricted Band
Pk - Peak detector

Radiated Emissions

Frequency (MHz)	Meter Reading (dBuV)	Det	AF PRE0184971 (dB/m)	Amp/Cbl (dB)	Corrected Reading (dBuV/m)	QPk Limit (dBuV/m)	Margin (dB)	Azimuth (Degs)	Height (cm)	Polarity
38.6623	42.21	Qp	20.7	-31.3	31.61	40	-8.39	110	138	V
87.3748	48.85	Qp	13.3	-30.9	31.25	40	-8.75	63	135	V

* - indicates frequency in CFR47 Pt 15 / IC RSS-Restricted Band
Qp - Quasi-Peak detector

UL VERIFICATION SERVICES INC.
47173 Benicia Street, Fremont, CA 94538; USA TEL:(510) 319-4000 FAX:(510) 661-0888

This report shall not be reproduced except in full, without the written approval of UL Verification Services Inc.

10.4. WORST CASE 18-26 GHZ

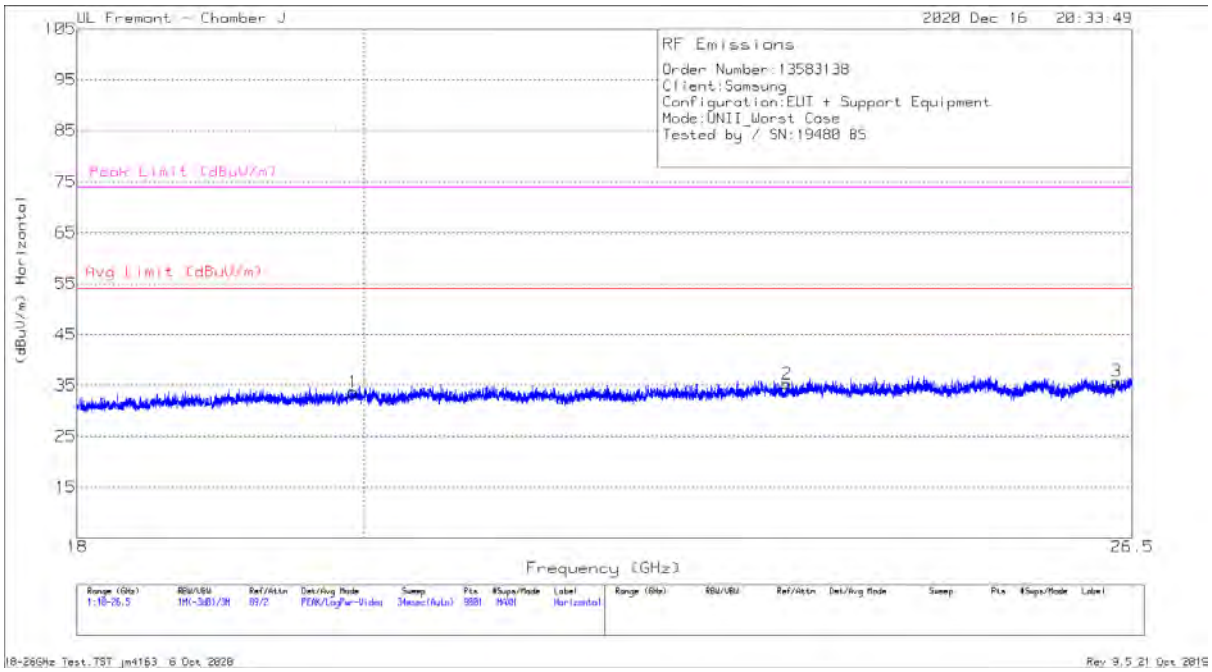

HORIZONTAL

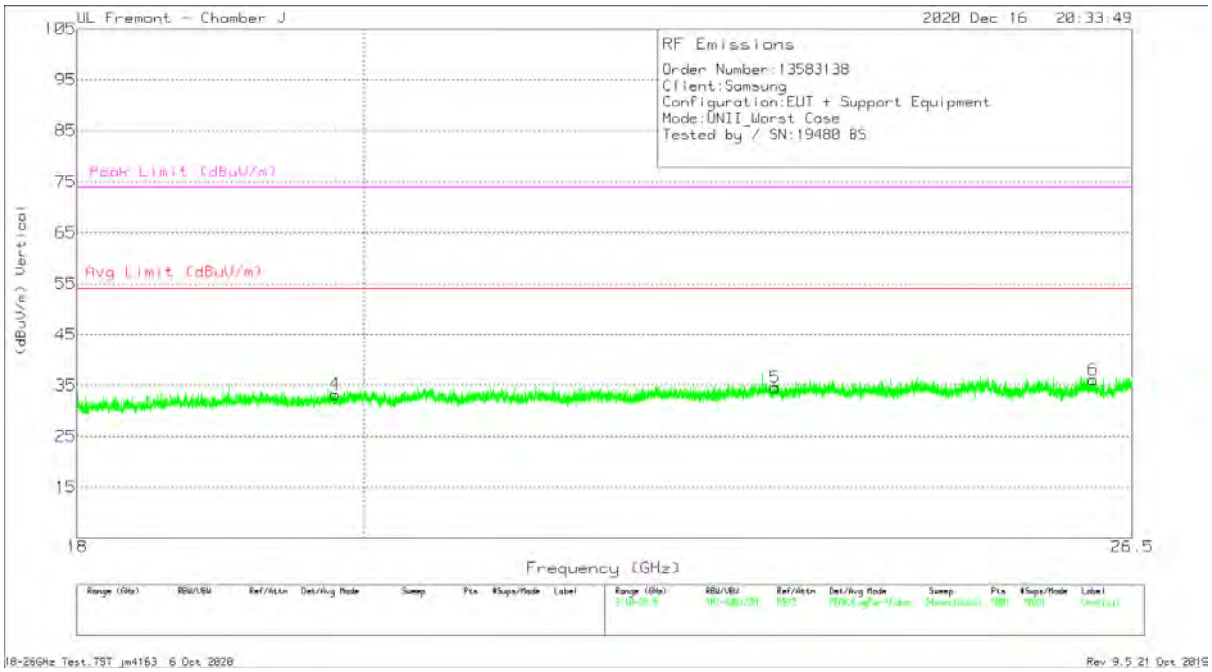

VERTICAL

UL VERIFICATION SERVICES INC.
47173 Benicia Street, Fremont, CA 94538; USA TEL:(510) 319-4000 FAX:(510) 661-0888

This report shall not be reproduced except in full, without the written approval of UL Verification Services Inc.

18 – 26GHz DATA

Marker	Frequency (GHz)	Meter Reading (dBuV)	Det	T447 AF (dB/m)	Amp/Cbl (dB)	Dist Corr (dB)	Corrected Reading (dBuV/m)	Avg Limit (dBuV/m)	Margin (dB)	Peak Limit (dBuV/m)	PK Margin (dB)
1	19.91628	67.49	Pk	32.8	-57.1	-9.5	33.69	54	-20.31	74	-40.31
2	23.35028	67.88	Pk	34	-57.1	-9.5	35.28	54	-18.72	74	-38.72
3	26.347	65.11	Pk	34.6	-54.4	-9.5	35.81	54	-18.19	74	-38.19
4	19.78689	66.71	Pk	32.8	-56.8	-9.5	33.21	54	-20.79	74	-40.79
5	23.24828	67.21	Pk	33.8	-56.9	-9.5	34.61	54	-19.39	74	-39.39
6	26.12316	66.33	Pk	34.5	-55.2	-9.5	36.13	54	-17.87	74	-37.87

Pk - Peak detector

UL VERIFICATION SERVICES INC.
47173 Benicia Street, Fremont, CA 94538; USA TEL:(510) 319-4000 FAX:(510) 661-0888

This report shall not be reproduced except in full, without the written approval of UL Verification Services Inc.

10.5. WORST CASE 26-40 GHZ

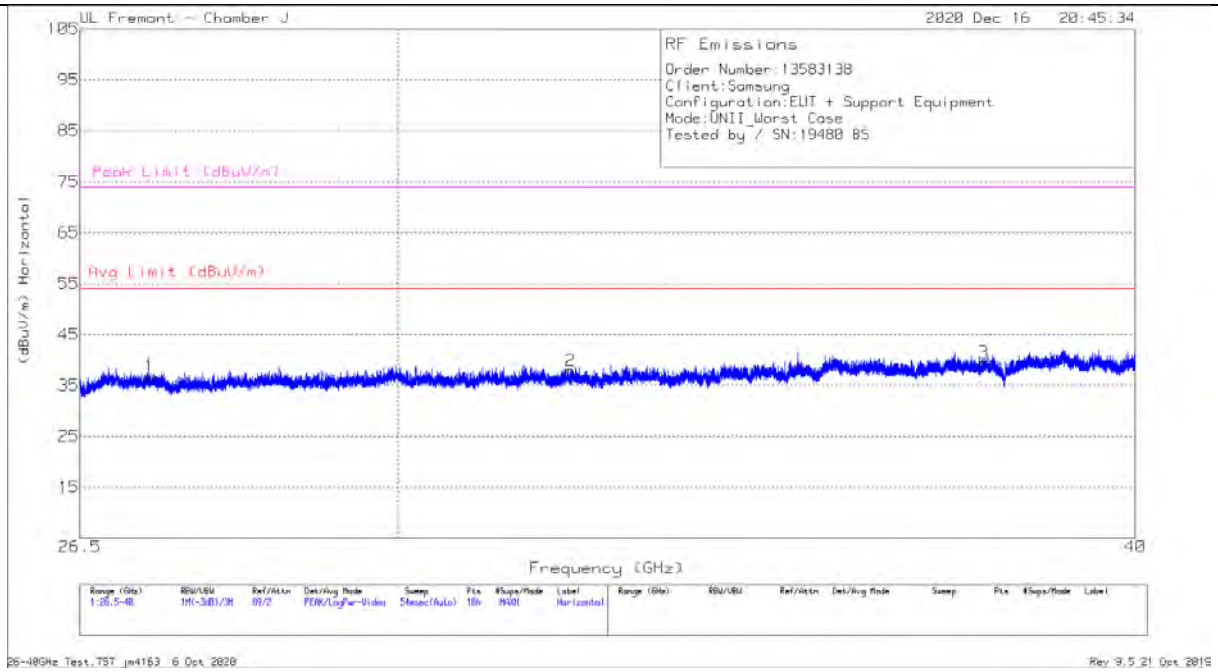

HORIZONTAL

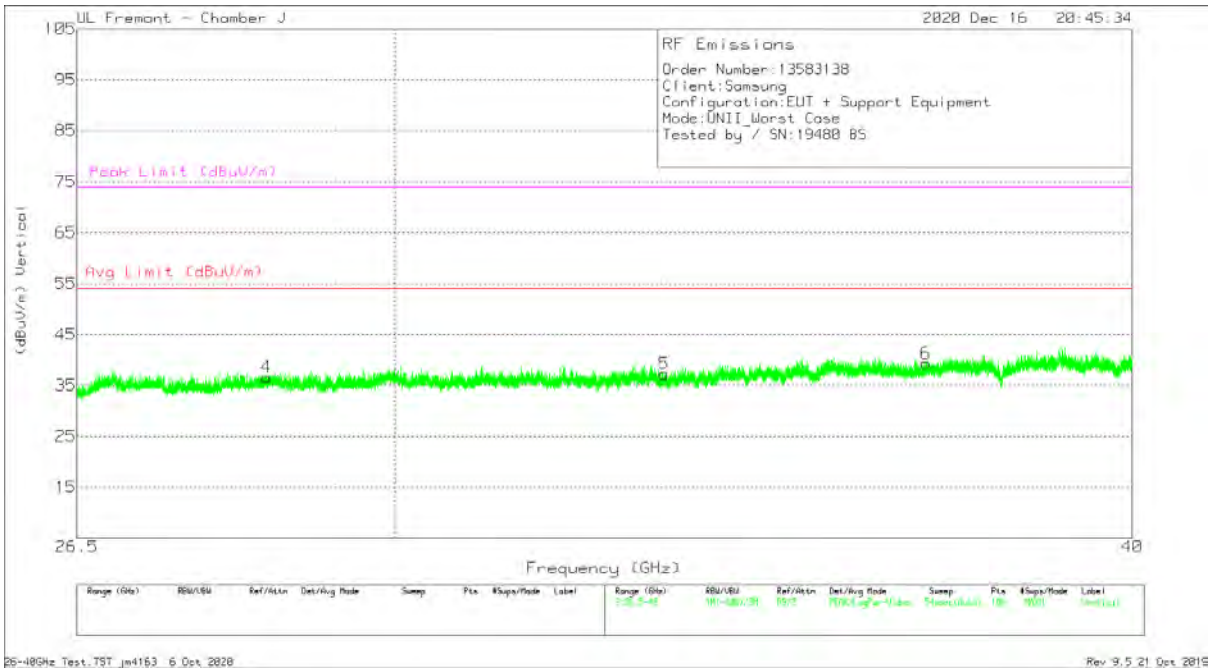

VERTICAL

UL VERIFICATION SERVICES INC.
47173 Benicia Street, Fremont, CA 94538; USA TEL:(510) 319-4000 FAX:(510) 661-0888

This report shall not be reproduced except in full, without the written approval of UL Verification Services Inc.

26 – 40GHz DATA

Marker	Frequency (GHz)	Meter Reading (dBuV)	Det	T446 AF (dB/m)	Amp/Cbl (dB)	Dist Corr (dB)	Corrected Reading (dBuV/m)	Avg Limit (dBuV/m)	Margin (dB)	Peak Limit (dBuV/m)	PK Margin (dB)
1	27.23125	66.11	Pk	36.3	-56	-9.5	36.91	54	-17.09	74	-37.09
2	32.08825	63.89	Pk	36.9	-53.4	-9.5	37.89	54	-16.11	74	-36.11
3	37.702	65.32	Pk	38.6	-55	-9.5	39.42	54	-14.58	74	-34.58
4	28.5325	62.88	Pk	36.6	-53.4	-9.5	36.58	54	-17.42	74	-37.42
5	33.32425	63.06	Pk	37.5	-53.8	-9.5	37.26	54	-16.74	74	-36.74
6	36.9055	65.9	Pk	38.4	-55.5	-9.5	39.3	54	-14.7	74	-34.7

Pk - Peak detector

UL VERIFICATION SERVICES INC.
47173 Benicia Street, Fremont, CA 94538; USA TEL:(510) 319-4000 FAX:(510) 661-0888

This report shall not be reproduced except in full, without the written approval of UL Verification Services Inc.

11. AC POWER LINE CONDUCTED EMISSIONS

LIMITS

FCC §15.207 (a)

Frequency of Emission (MHz)	Conducted Limit (dBuV)	
	Quasi-peak	Average
0.15-0.5	66 to 56 *	56 to 46 *
0.5-5	56	46
5-30	60	50

* Decreases with the logarithm of the frequency.

TEST PROCEDURE

The EUT is placed on a non-conducting table 40 cm from the vertical ground plane and 80 cm above the horizontal ground plane. The EUT is configured in accordance with ANSI C63.10.

The receiver is set to a resolution bandwidth of 9 kHz. Peak detection is used unless otherwise noted as quasi-peak or average.

Line conducted data is recorded for both NEUTRAL and HOT lines.

RESULTS

UL VERIFICATION SERVICES INC.
47173 Benicia Street, Fremont, CA 94538; USA TEL:(510) 319-4000 FAX:(510) 661-0888

This report shall not be reproduced except in full, without the written approval of UL Verification Services Inc.

11.1.1. AC Power Line Norm

LINE 1 RESULTS

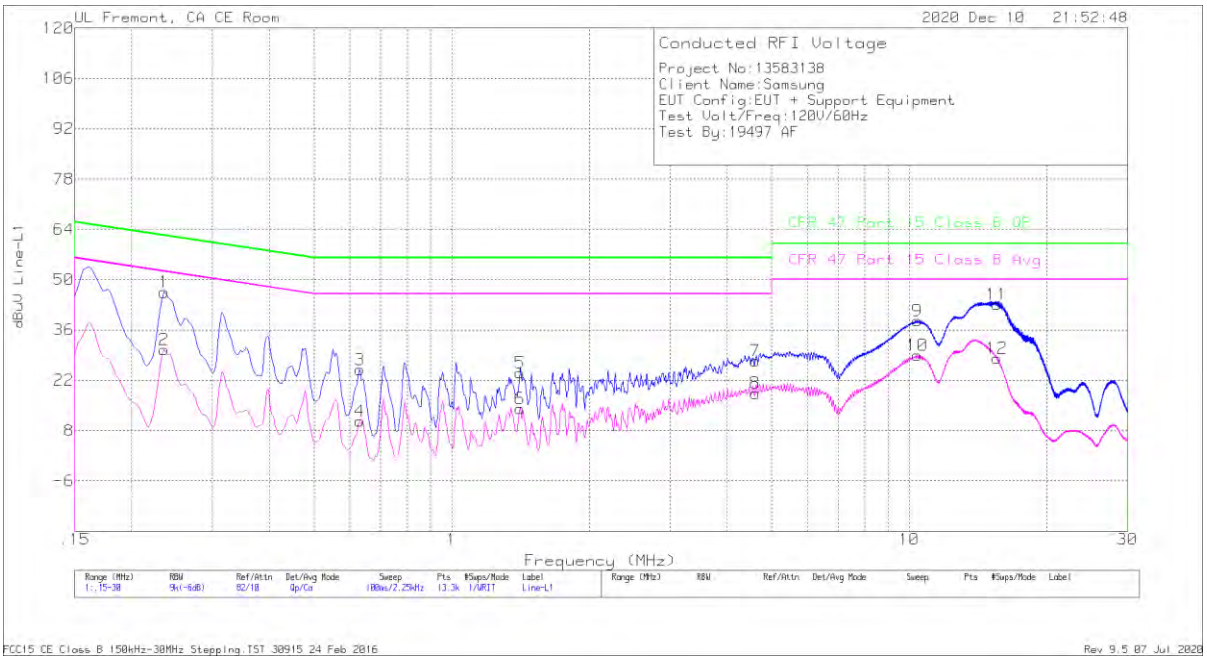

Range 1: Line-L1 .15 - 30MHz											
Marker	Frequency (MHz)	Meter Reading (dBuV)	Det	PRE018644 6 LISN L1	LC Cables C1&C3 dB	Limiter (dB)	Corrected Reading dBuV	CFR 47 Part 15 Class B QP	QP Margin (dB)	CFR 47 Part 15 Class B Avg	Av(CISPR)Margin (dB)
1	.2355	36.41	Qp	0	0	10.1	46.51	62.25	-15.74	-	-
2	.2355	20.38	Ca	0	0	10.1	30.48	-	-	52.25	-21.77
3	.62925	14.81	Qp	0	0	10.1	24.91	56	-31.09	-	-
4	.62925	.53	Ca	0	0	10.1	10.63	-	-	46	-35.37
5	1.41	13.94	Qp	0	.1	10.1	24.14	56	-31.86	-	-
6	1.41	3.93	Ca	0	.1	10.1	14.13	-	-	46	-31.87
7	4.60275	17.17	Qp	0	.1	10.2	27.47	56	-28.53	-	-
8	4.60275	8.11	Ca	0	.1	10.2	18.41	-	-	46	-27.59
9	10.4055	28.11	Qp	0	.2	10.2	38.51	60	-21.49	-	-
10	10.40438	18.56	Ca	0	.2	10.2	28.96	-	-	50	-21.04
11	15.5445	32.63	Qp	0	.2	10.3	43.13	60	-16.87	-	-
12	15.5265	17.52	Ca	0	.2	10.3	28.02	-	-	50	-21.98

Qp - Quasi-Peak detector
Ca - CISPR average detection

UL VERIFICATION SERVICES INC.
47173 Benicia Street, Fremont, CA 94538; USA TEL:(510) 319-4000 FAX:(510) 661-0888
This report shall not be reproduced except in full, without the written approval of UL Verification Services Inc.

LINE 2 RESULTS

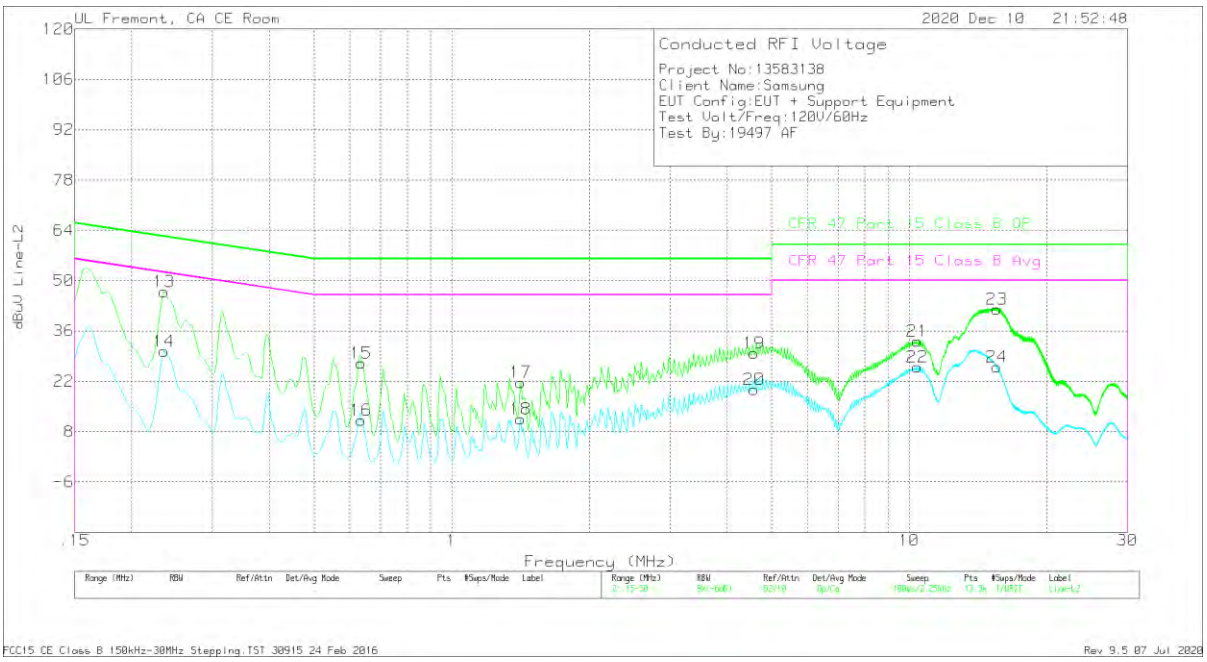

Range 2: Line-L2 .15 - 30MHz											
Marker	Frequency (MHz)	Meter Reading (dBuV)	Det	PRE018644 6 LISN L2	LC Cables C2&C3 dB	Limiter (dB)	Corrected Reading dBuV	CFR 47 Part 15 Class B QP	QP Margin (dB)	CFR 47 Part 15 Class B Avg	Av(CISPR)Margin (dB)
13	.2355	36.8	Qp	0	0	10.1	46.9	62.25	-15.35	-	-
14	.2355	20.25	Ca	0	0	10.1	30.35	-	-	52.25	-21.9
15	.63375	16.94	Qp	0	0	10.1	27.04	56	-28.96	-	-
16	.63375	1.13	Ca	0	0	10.1	11.23	-	-	46	-34.77
17	1.41675	11.52	Qp	0	.1	10.1	21.72	56	-34.28	-	-
18	1.4145	1.32	Ca	0	.1	10.1	11.52	-	-	46	-34.48
19	4.58475	19.61	Qp	0	.1	10.2	29.91	56	-26.09	-	-
20	4.58475	9.36	Ca	0	.1	10.2	19.66	-	-	46	-26.34
21	10.41675	22.75	Qp	0	.2	10.2	33.15	60	-26.85	-	-
22	10.4145	15.63	Ca	0	.2	10.2	26.03	-	-	50	-23.97
23	15.53663	31.61	Qp	0	.2	10.3	42.11	60	-17.89	-	-
24	15.5265	15.43	Ca	0	.2	10.3	25.93	-	-	50	-24.07

Qp - Quasi-Peak detector
Ca - CISPR average detection

UL VERIFICATION SERVICES INC.
47173 Benicia Street, Fremont, CA 94538; USA TEL:(510) 319-4000 FAX:(510) 661-0888

This report shall not be reproduced except in full, without the written approval of UL Verification Services Inc.