Appendix B. – SAR Test Plots

Test Laboratory: HCT CO., LTD
EUT Type: Mobile Phone
Liquid Temperature: 20.9 °C
Ambient Temperature: 21.1°C
Test Date: 02/04/2021
Plot No.: 1

DUT: SM-A526U; Type: Bar;

Communication System: UID 0, CDMA BC10 (FCC) (0); Frequency: 820 MHz;Duty Cycle: 1:1
Medium parameters used: f = 820 MHz; σ = 0.882 S/m; ε_r = 42.218; ρ = 1000 kg/m^3
Phantom section: Right Section

DASY5 Configuration:

- Probe: EX3DV4 - SN3903; ConvF(9.61, 9.61, 9.61) @ 820 MHz; Calibrated: 2020-03-25
- Sensor-Surface: 1.4mm (Mechanical Surface Detection)
- Electronics: DAE4 Sn869; Calibrated: 2020-09-28
- Phantom: SAM_Right_20170913
- Measurement SW: DASY52, Version 52.10 (4)

CDMA BC10 Head Right Touch 560ch/Area Scan (8x14x1): Measurement grid: dx=15mm, dy=15mm
Maximum value of SAR (measured) = 0.257 W/kg

CDMA BC10 Head Right Touch 560ch/Zoom Scan (5x5x7)/Cube 0: Measurement grid: dx=8mm, dy=8mm, dz=5mm
Reference Value = 6.045 V/m; Power Drift = 0.02 dB
Peak SAR (extrapolated) = 0.278 W/kg
SAR(1 g) = 0.219 W/kg; SAR(10 g) = 0.169 W/kg
Maximum value of SAR (measured) = 0.259 W/kg

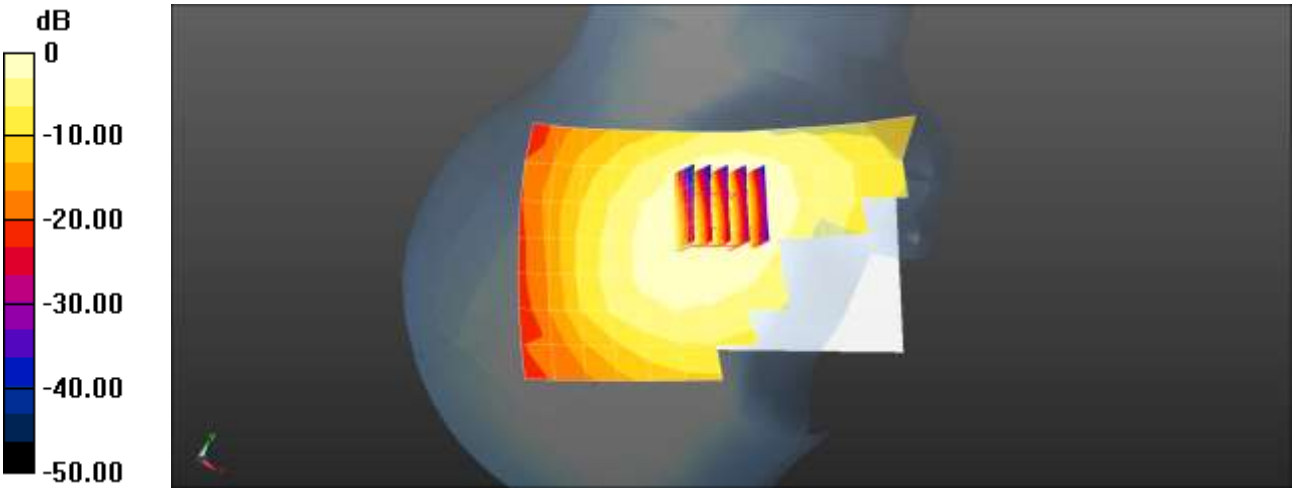

0 dB = 0.257 W/kg = −5.90 dBW/kg

Test Laboratory: HCT CO., LTD
EUT Type: Mobile Phone
Liquid Temperature: 21.4°C
Ambient Temperature: 21.6°C
Test Date: 02/03/2021
Plot No.: 2
DUT: SM-A526U; Type: Bar;

Communication System: UID 0, CDMA 835MHz FCC (0); Frequency: 836.52 MHz;Duty Cycle: 1:1
Medium parameters used (interpolated): f = 836.52 MHz; σ = 0.895 S/m; ε_r = 41.921; ρ = 1000 kg/m^3
Phantom section: Right Section

DASY5 Configuration:

- Probe: EX3DV4 - SN3903; ConvF(9.61, 9.61, 9.61) @ 836.52 MHz; Calibrated: 2020-03-25
- Sensor-Surface: 1.4mm (Mechanical Surface Detection)
- Electronics: DAE4 Sn869; Calibrated: 2020-09-28
- Phantom: SAM_Right_20170913
- Measurement SW: DASY52, Version 52.10 (4)

CDMA BC0 Head Right Touch 384ch/Area Scan (8x14x1): Measurement grid: dx=15mm, dy=15mm
Maximum value of SAR (measured) = 0.430 W/kg

CDMA BC0 Head Right Touch 384ch/Zoom Scan (5x5x7)/Cube 0: Measurement grid: dx=8mm, dy=8mm, dz=5mm
Reference Value = 9.254 V/m; Power Drift = 0.01 dB
Peak SAR (extrapolated) = 0.464 W/kg
SAR(1 g) = 0.357 W/kg; SAR(10 g) = 0.272 W/kg
Maximum value of SAR (measured) = 0.423 W/kg

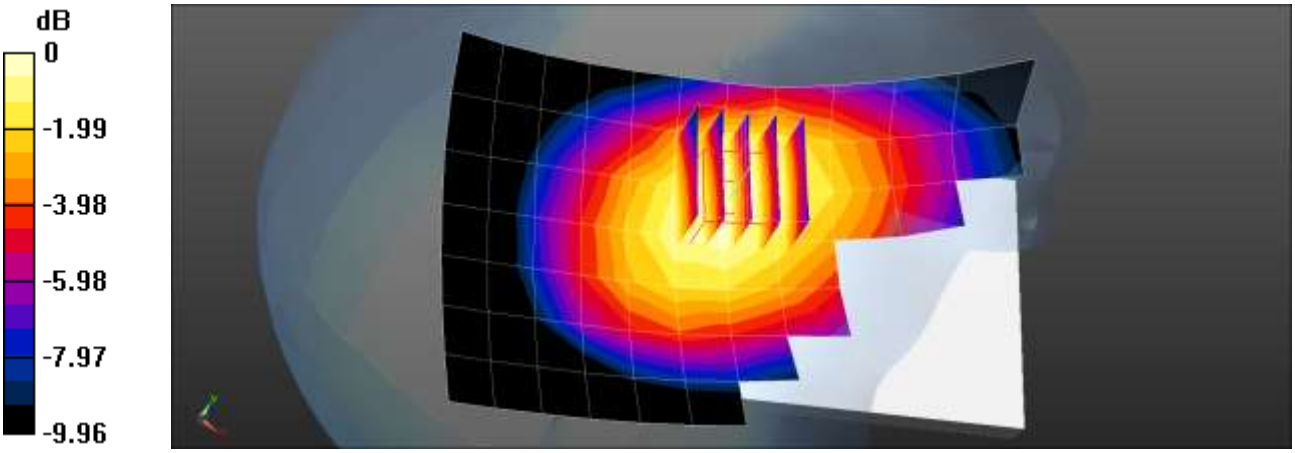

0 dB = 0.423 W/kg = −3.74 dBW/kg

Test Laboratory: HCT CO., LTD
EUT Type: Mobile Phone
Liquid Temperature: 22.3°C
Ambient Temperature: 22.4°C
Test Date: 02/08/2021
Plot No.: 3
DUT: SM-A526U; Type: Bar;

Communication System: UID 0, PCS CDMA (0); Frequency: 1880 MHz;Duty Cycle: 1:1
Medium parameters used: f = 1880 MHz; σ = 1.386 S/m; ε_r = 41.241; ρ = 1000 kg/m^3
Phantom section: Left Section

DASY5 Configuration:

- Probe: EX3DV4 - SN7370; ConvF(8.19, 8.19, 8.19) @ 1880 MHz; Calibrated: 2020-08-31
- Sensor-Surface: 1.4mm (Mechanical Surface Detection)
- Electronics: DAE4 Sn1225; Calibrated: 2020-08-07
- Phantom: Twin-SAM V5.0 (20deg probe tilt)
- Measurement SW: DASY52, Version 52.10 (4)

PCS CDMA Head Left Touch 600ch/Area Scan (8x14x1): Measurement grid: dx=15mm, dy=15mm
Maximum value of SAR (measured) = 0.300 W/kg

PCS CDMA Head Left Touch 600ch/Zoom Scan (5x5x7)/Cube 0: Measurement grid: dx=8mm, dy=8mm, dz=5mm
Reference Value = 5.162 V/m; Power Drift = -0.12 dB
Peak SAR (extrapolated) = 0.352 W/kg
SAR(1 g) = 0.222 W/kg; SAR(10 g) = 0.142 W/kg
Maximum value of SAR (measured) = 0.302 W/kg

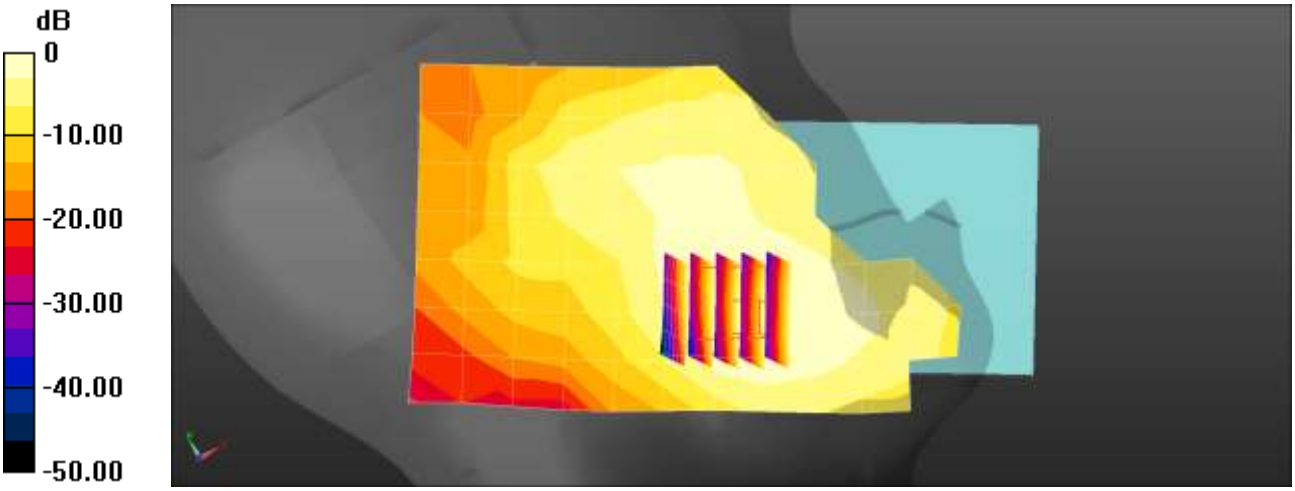

0 dB = 0.300 W/kg = −5.23 dBW/kg

Test Laboratory: HCT CO., LTD
EUT Type: Mobile Phone
Liquid Temperature: 21.6°C
Ambient Temperature: 21.8°C
Test Date: 02/01/2021
Plot No.: 4
DUT: SM-A526U; Type: Bar;

Communication System: UID 0, GSM850 GPRS 2TX (0); Frequency: 836.6 MHz;Duty Cycle: 1:4.14954
Medium parameters used (interpolated): f = 836.6 MHz; σ = 0.885 S/m; ε_r = 41.923; ρ = 1000 kg/m^3
Phantom section: Right Section

DASY5 Configuration:

- Probe: EX3DV4 - SN3903; ConvF(9.61, 9.61, 9.61) @ 836.6 MHz; Calibrated: 2020-03-25
- Sensor-Surface: 1.4mm (Mechanical Surface Detection)
- Electronics: DAE4 Sn869; Calibrated: 2020-09-28
- Phantom: SAM_Right_20170913
- Measurement SW: DASY52, Version 52.10 (4)

GSM850 Head Right Touch 190ch 2Tx/Area Scan (8x14x1): Measurement grid: dx=15mm, dy=15mm
Maximum value of SAR (measured) = 0.233 W/kg

GSM850 Head Right Touch 190ch 2Tx/Zoom Scan (5x5x7)/Cube 0: Measurement grid: dx=8mm, dy=8mm, dz=5mm
Reference Value = 4.540 V/m; Power Drift = -0.04 dB
Peak SAR (extrapolated) = 0.261 W/kg
SAR(1 g) = 0.203 W/kg; SAR(10 g) = 0.154 W/kg
Maximum value of SAR (measured) = 0.240 W/kg

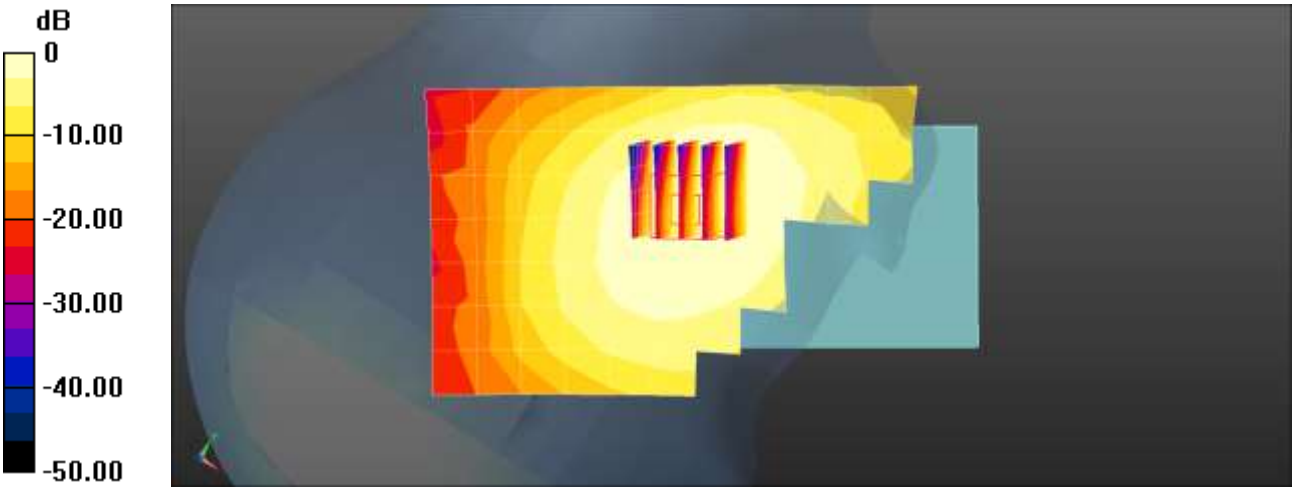

0 dB = 0.233 W/kg = −6.32 dBW/kg

Test Laboratory: HCT CO., LTD
EUT Type: Mobile Phone
Liquid Temperature: 21.0°C
Ambient Temperature: 21.2°C
Test Date: 02/09/2021
Plot No.: 5
DUT: SM-A526U; Type: Bar;

Communication System: UID 0, GSM 1900 2Tx (0); Frequency: 1880 MHz;Duty Cycle: 1:4.14954
Medium parameters used: f = 1880 MHz; σ = 1.387 S/m; ε_r = 41.223; ρ = 1000 kg/m^3
Phantom section: Left Section

DASY5 Configuration:

- Probe: EX3DV4 - SN7370; ConvF(8.19, 8.19, 8.19) @ 1880 MHz; Calibrated: 2020-08-31
- Sensor-Surface: 1.4mm (Mechanical Surface Detection)
- Electronics: DAE4 Sn1225; Calibrated: 2020-08-07
- Phantom: Twin-SAM V5.0 (20deg probe tilt)
- Measurement SW: DASY52, Version 52.10 (4)

GSM1900 Head Left Touch 2Tx 661ch/Area Scan (8x14x1): Measurement grid: dx=15mm, dy=15mm
Maximum value of SAR (measured) = 0.171 W/kg

GSM1900 Head Left Touch 2Tx 661ch/Zoom Scan (5x5x7)/Cube 0: Measurement grid: dx=8mm, dy=8mm, dz=5mm
Reference Value = 1.980 V/m; Power Drift = 0.15 dB
Peak SAR (extrapolated) = 0.194 W/kg
SAR(1 g) = 0.121 W/kg; SAR(10 g) = 0.075 W/kg
Maximum value of SAR (measured) = 0.167 W/kg

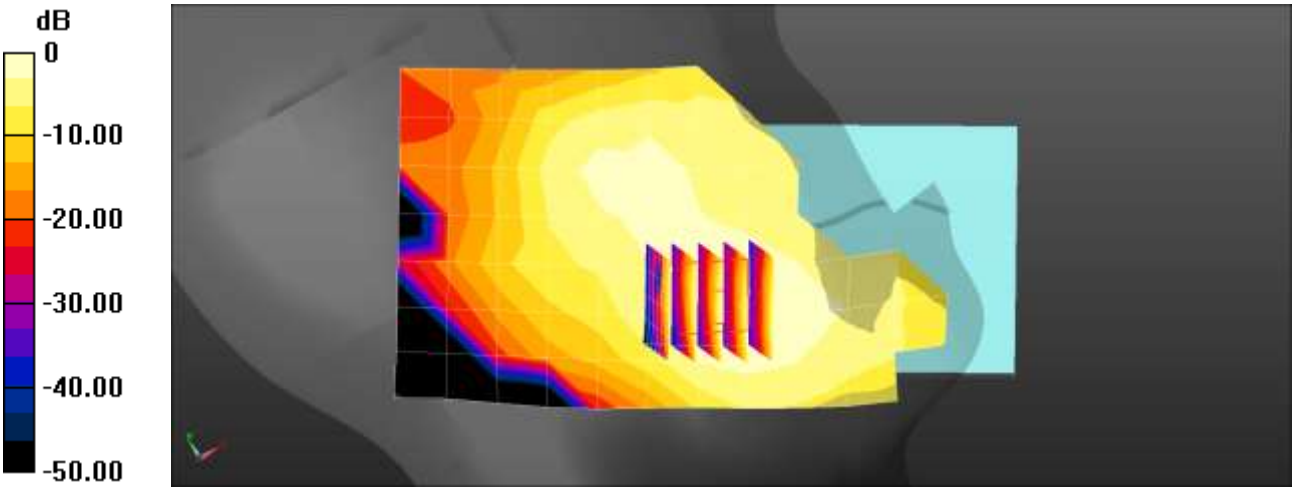

0 dB = 0.171 W/kg = −7.68 dBW/kg

Test Laboratory: HCT CO., LTD
EUT Type: Mobile Phone
Liquid Temperature: 20.6°C
Ambient Temperature: 20.8°C
Test Date: 01/29/2021
Plot No.: 6
DUT: SM-A526U; Type: Bar;

Communication System: UID 0, UMTS B5 (0); Frequency: 836.6 MHz;Duty Cycle: 1:1
Medium parameters used (interpolated): f = 836.6 MHz; σ = 0.887 S/m; ε_r = 41.837; ρ = 1000 kg/m^3
Phantom section: Left Section

DASY5 Configuration:

- Probe: EX3DV4 - SN3903; ConvF(9.61, 9.61, 9.61) @ 836.6 MHz; Calibrated: 2020-03-25
- Sensor-Surface: 1.4mm (Mechanical Surface Detection)
- Electronics: DAE4 Sn869; Calibrated: 2020-09-28
- Phantom: SAM_Right_20170913
- Measurement SW: DASY52, Version 52.10 (4)

UMTS B5 Head Left Touch 4183ch/Area Scan (8x14x1): Measurement grid: dx=15mm, dy=15mm
Maximum value of SAR (measured) = 0.177 W/kg

UMTS B5 Head Left Touch 4183ch/Zoom Scan (5x5x7)/Cube 0: Measurement grid: dx=8mm, dy=8mm, dz=5mm
Reference Value = 5.324 V/m; Power Drift = 0.09 dB
Peak SAR (extrapolated) = 0.191 W/kg
SAR(1 g) = 0.152 W/kg; SAR(10 g) = 0.117 W/kg
Maximum value of SAR (measured) = 0.178 W/kg

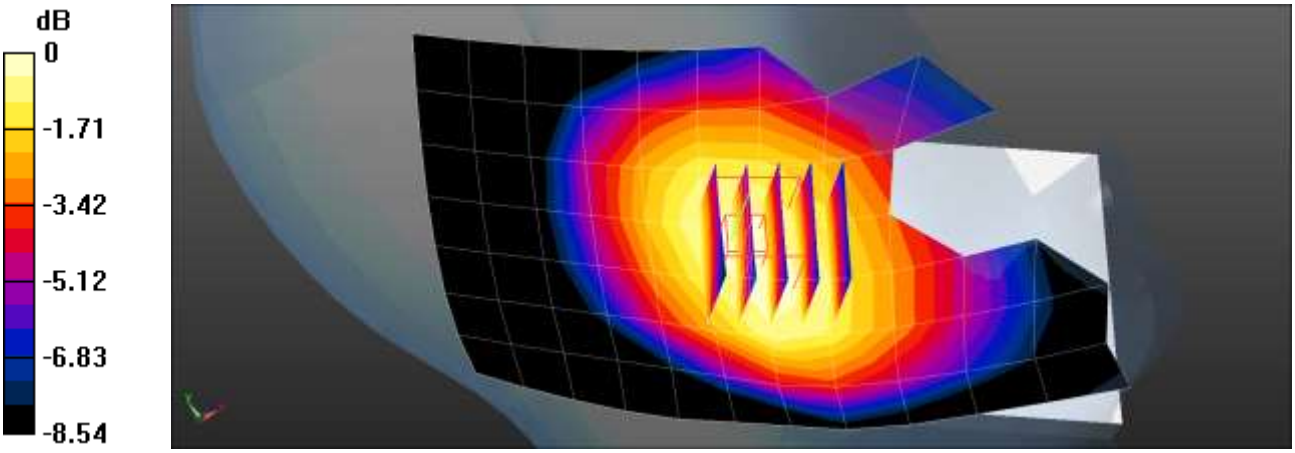

0 dB = 0.178 W/kg = −7.50 dBW/kg

Test Laboratory: HCT CO., LTD
EUT Type: Mobile Phone
Liquid Temperature: 21.7°C
Ambient Temperature: 21.9°C
Test Date: 01/28/2021
Plot No.: 7
DUT: SM-A526U; Type: Bar;

Communication System: UID 0, UMTS B4 (0); Frequency: 1732.4 MHz;Duty Cycle: 1:1
Medium parameters used (interpolated): f = 1732.4 MHz; σ = 1.334 S/m; ε_r = 41.648; ρ = 1000 kg/m^3
Phantom section: Left Section

DASY5 Configuration:

- Probe: EX3DV4 - SN3903; ConvF(8.62, 8.62, 8.62) @ 1732.4 MHz; Calibrated: 2020-03-25
- Sensor-Surface: 1.4mm (Mechanical Surface Detection)
- Electronics: DAE4 Sn869; Calibrated: 2020-09-28
- Phantom: SAM_Left_20170913
- Measurement SW: DASY52, Version 52.10 (4)

UMTS B4 Head Left Touch 1412ch/Area Scan (8x14x1): Measurement grid: dx=15mm, dy=15mm
Maximum value of SAR (measured) = 0.244 W/kg

UMTS B4 Head Left Touch 1412ch/Zoom Scan (5x5x7)/Cube 0: Measurement grid: dx=8mm, dy=8mm, dz=5mm
Reference Value = 4.389 V/m; Power Drift = 0.18 dB
Peak SAR (extrapolated) = 0.299 W/kg
SAR(1 g) = 0.199 W/kg; SAR(10 g) = 0.134 W/kg
Maximum value of SAR (measured) = 0.261 W/kg

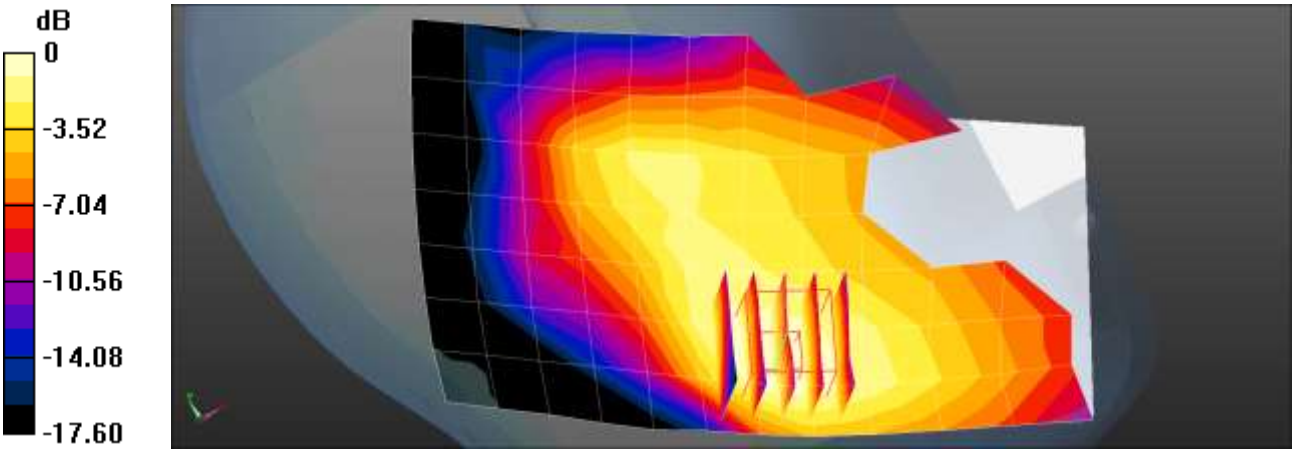

0 dB = 0.261 W/kg = −5.83 dBW/kg

Test Laboratory: HCT CO., LTD
EUT Type: Mobile Phone
Liquid Temperature: 21.7°C
Ambient Temperature: 21.9°C
Test Date: 01/28/2021
Plot No.: 8
DUT: SM-A526U; Type: Bar;

Communication System: UID 0, UMTS B2 (0); Frequency: 1880 MHz;Duty Cycle: 1:1
Medium parameters used: f = 1880 MHz; σ = 1.377 S/m; ε_r = 41.105; ρ = 1000 kg/m^3
Phantom section: Left Section

DASY5 Configuration:

- Probe: EX3DV4 - SN3903; ConvF(8.31, 8.31, 8.31) @ 1880 MHz; Calibrated: 2020-03-25
- Sensor-Surface: 1.4mm (Mechanical Surface Detection)
- Electronics: DAE4 Sn869; Calibrated: 2020-09-28
- Phantom: SAM_Left_20170913
- Measurement SW: DASY52, Version 52.10 (4)

UMTS B2 Head Left Touch 9400ch/Area Scan (8x14x1): Measurement grid: dx=15mm, dy=15mm
Maximum value of SAR (measured) = 0.288 W/kg

UMTS B2 Head Left Touch 9400ch/Zoom Scan (5x5x7)/Cube 0: Measurement grid: dx=8mm, dy=8mm, dz=5mm
Reference Value = 5.312 V/m; Power Drift = 0.17 dB
Peak SAR (extrapolated) = 0.353 W/kg
SAR(1 g) = 0.227 W/kg; SAR(10 g) = 0.145 W/kg
Maximum value of SAR (measured) = 0.310 W/kg

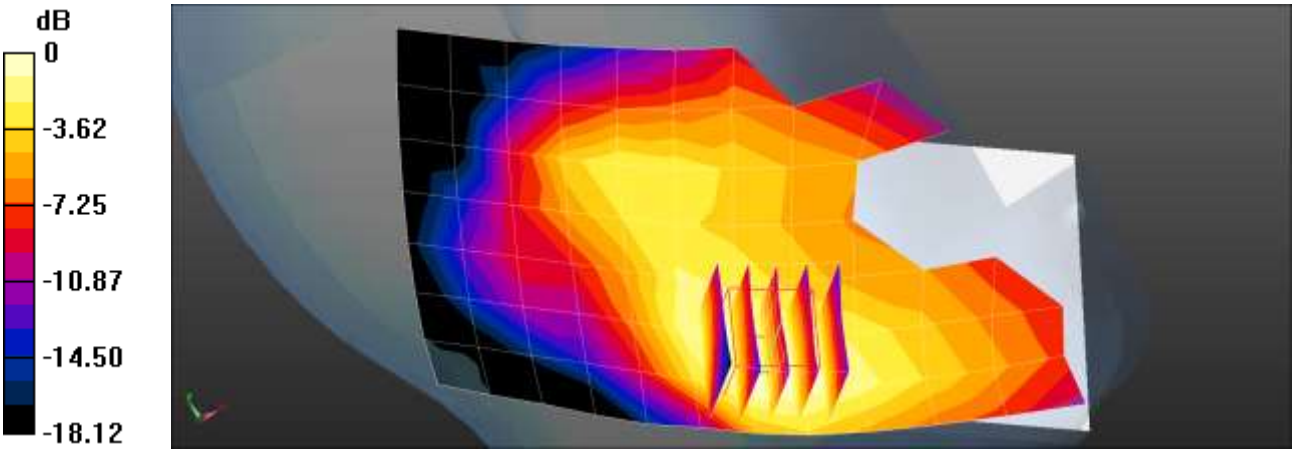

0 dB = 0.310 W/kg = −5.09 dBW/kg

Test Laboratory: HCT CO., LTD
EUT Type: Mobile Phone
Liquid Temperature: 22.3°C
Ambient Temperature: 22.4°C
Test Date: 02/10/2021
Plot No.: 9
DUT: SM-A526U; Type: Bar;

Communication System: UID 0, LTE Band7 (0); Frequency: 2560 MHz;Duty Cycle: 1:1
Medium parameters used: f = 2560 MHz; σ = 1.993 S/m; ε_r = 40.579; ρ = 1000 kg/m^3
Phantom section: Left Section

DASY5 Configuration:

- Probe: EX3DV4 - SN7370; ConvF(7.35, 7.35, 7.35) @ 2560 MHz; Calibrated: 2020-08-31
- Sensor-Surface: 1.4mm (Mechanical Surface Detection)
- Electronics: DAE4 Sn1225; Calibrated: 2020-08-07
- Phantom: Twin-SAM V4.0 (20deg probe tilt)_1588_20200429
- Measurement SW: DASY52, Version 52.10 (4)

LTE Band 7 Head Left Touch QPSK 20MHz 1RB 49offset 21350ch/Area Scan (10x17x1): Measurement grid: dx=12mm, dy=12mm
Maximum value of SAR (measured) = 0.451 W/kg

LTE Band 7 Head Left Touch QPSK 20MHz 1RB 49offset 21350ch/Zoom Scan (7x7x7)/Cube 0:
Measurement grid: dx=5mm, dy=5mm, dz=5mm
Reference Value = 2.021 V/m; Power Drift = -0.17 dB
Peak SAR (extrapolated) = 0.573 W/kg
SAR(1 g) = 0.299 W/kg; SAR(10 g) = 0.155 W/kg
Maximum value of SAR (measured) = 0.466 W/kg

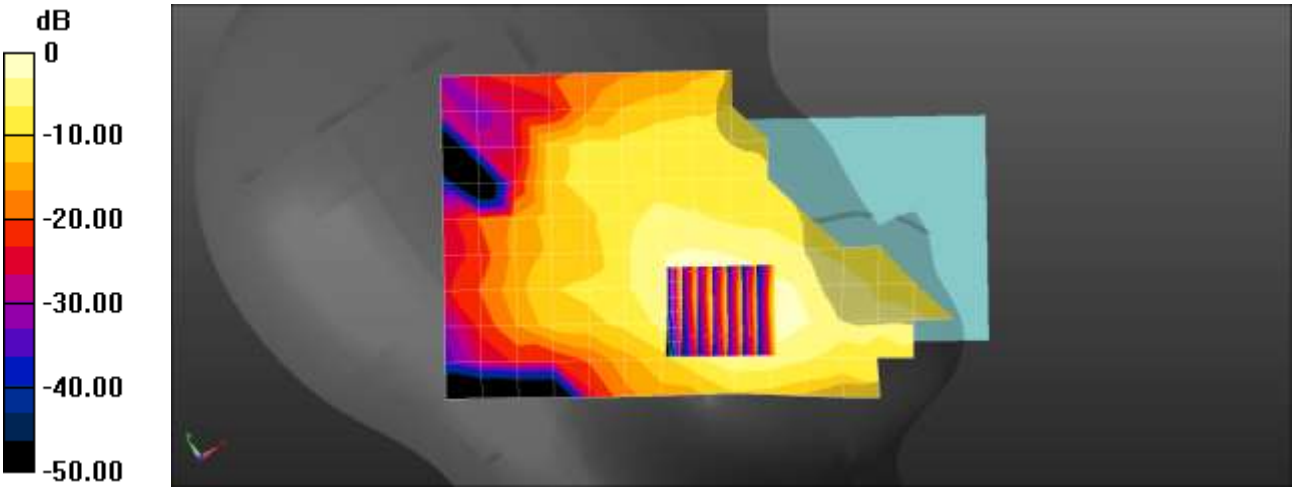

0 dB = 0.451 W/kg = −3.46 dBW/kg

Test Laboratory: HCT CO., LTD
EUT Type: Mobile Phone
Liquid Temperature: 22.4°C
Ambient Temperature: 22.2°C
Test Date: 02/02/2021
Plot No.: 10
DUT: SM-A526U; Type: Bar;

Communication System: UID 0, LTE Band 12 (0); Frequency: 707.5 MHz;Duty Cycle: 1:1
Medium parameters used (interpolated): f = 707.5 MHz; σ = 0.858 S/m; ε_r = 42.954; ρ = 1000 kg/m^3
Phantom section: Right Section

DASY5 Configuration:

- Probe: EX3DV4 - SN3903; ConvF(9.86, 9.86, 9.86) @ 707.5 MHz; Calibrated: 2020-03-25
- Sensor-Surface: 1.4mm (Mechanical Surface Detection)
- Electronics: DAE4 Sn869; Calibrated: 2020-09-28
- Phantom: SAM_Right_20170913
- Measurement SW: DASY52, Version 52.10 (4)

LTE Band12 Head Right Touch QPSK 10MHz 1RB 49offset 23095ch/Area Scan (8x13x1): Measurement grid: dx=15mm, dy=15mm
Maximum value of SAR (measured) = 0.171 W/kg

LTE Band12 Head Right Touch QPSK 10MHz 1RB 49offset 23095ch/Zoom Scan (5x5x7)/Cube 0:
Measurement grid: dx=8mm, dy=8mm, dz=5mm
Reference Value = 4.548 V/m; Power Drift = -0.11 dB
Peak SAR (extrapolated) = 0.186 W/kg
SAR(1 g) = 0.158 W/kg; SAR(10 g) = 0.128 W/kg
Maximum value of SAR (measured) = 0.177 W/kg

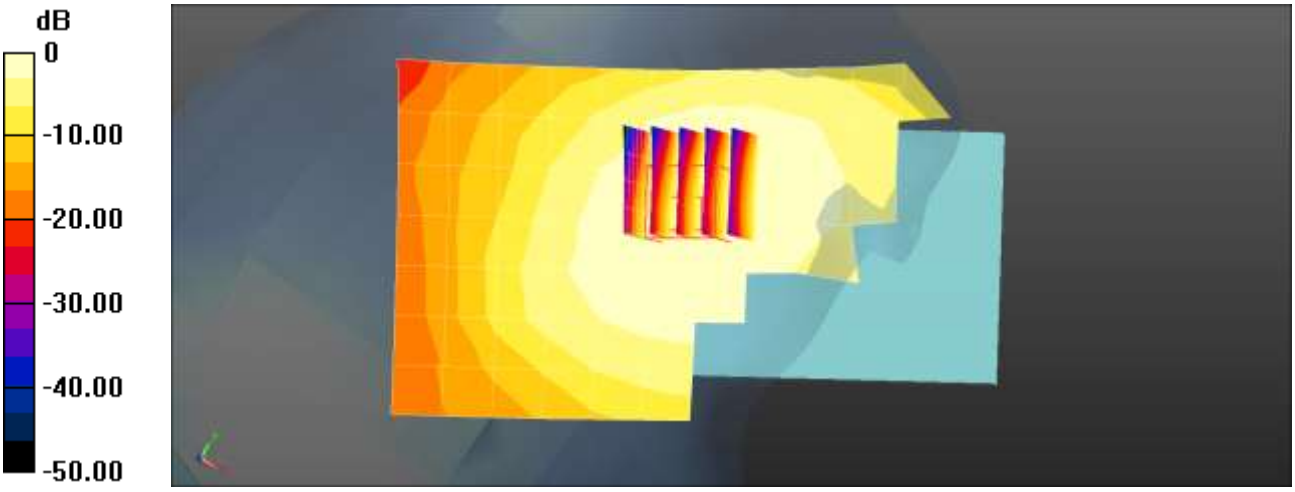

0 dB = 0.171 W/kg = −7.66 dBW/kg

Test Laboratory: HCT CO., LTD
EUT Type: Mobile Phone
Liquid Temperature: 20.8°C
Ambient Temperature: 21.0°C
Test Date: 02/05/2021
Plot No.: 11
DUT: SM-A526U; Type: Bar;

Communication System: UID 0, LTE Band 13 (0); Frequency: 782 MHz;Duty Cycle: 1:1
Medium parameters used (interpolated): f = 782 MHz; σ = 0.93 S/m; ε_r = 42.016; ρ = 1000 kg/m^3
Phantom section: Right Section

DASY5 Configuration:

- Probe: EX3DV4 - SN3903; ConvF(9.86, 9.86, 9.86) @ 782 MHz; Calibrated: 2020-03-25
- Sensor-Surface: 1.4mm (Mechanical Surface Detection)
- Electronics: DAE4 Sn869; Calibrated: 2020-09-28
- Phantom: SAM_Right_20170913
- Measurement SW: DASY52, Version 52.10 (4)

LTE Band13 Head Right Touch QPSK 10MHz 1RB 0offset 23230ch/Area Scan (8x13x1): Measurement grid: dx=15mm, dy=15mm
Maximum value of SAR (measured) = 0.218 W/kg

LTE Band13 Head Right Touch QPSK 10MHz 1RB 0offset 23230ch/Zoom Scan (5x5x7)/Cube 0:
Measurement grid: dx=8mm, dy=8mm, dz=5mm
Reference Value = 5.298 V/m; Power Drift = -0.13 dB
Peak SAR (extrapolated) = 0.237 W/kg
SAR(1 g) = 0.194 W/kg; SAR(10 g) = 0.156 W/kg
Maximum value of SAR (measured) = 0.220 W/kg



0 dB = 0.218 W/kg = −6.62 dBW/kg

Test Laboratory: HCT CO., LTD
EUT Type: Mobile Phone
Liquid Temperature: 19.8°C
Ambient Temperature: 20.0°C
Test Date: 02/08/2021
Plot No.: 12
DUT: SM-A526U; Type: Bar;

Communication System: UID 0, LTE 14 (0); Frequency: 793 MHz;Duty Cycle: 1:1
Medium parameters used (interpolated): f = 793 MHz; σ = 0.935 S/m; ε_r = 41.851; ρ = 1000 kg/m^3
Phantom section: Right Section

DASY5 Configuration:

- Probe: EX3DV4 - SN3903; ConvF(9.86, 9.86, 9.86) @ 793 MHz; Calibrated: 2020-03-25
- Sensor-Surface: 1.4mm (Mechanical Surface Detection)
- Electronics: DAE4 Sn869; Calibrated: 2020-09-28
- Phantom: SAM_Right_20170913
- Measurement SW: DASY52, Version 52.10 (4)

LTE Band14 Head Right Touch QPSK 10MHz 1RB 0offset 23330ch/Area Scan (8x13x1): Measurement grid: dx=15mm, dy=15mm
Maximum value of SAR (measured) = 0.184 W/kg

LTE Band14 Head Right Touch QPSK 10MHz 1RB 0offset 23330ch/Zoom Scan (5x5x7)/Cube 0:
Measurement grid: dx=8mm, dy=8mm, dz=5mm
Reference Value = 4.575 V/m; Power Drift = -0.06 dB
Peak SAR (extrapolated) = 0.200 W/kg
SAR(1 g) = 0.161 W/kg; SAR(10 g) = 0.127 W/kg
Maximum value of SAR (measured) = 0.185 W/kg



0 dB = 0.184 W/kg = −7.35 dBW/kg

Test Laboratory: HCT CO., LTD
EUT Type: Mobile Phone
Liquid Temperature: 22.0°C
Ambient Temperature: 22.1°C
Test Date: 02/04/2021
Plot No.: 13
DUT: SM-A526U; Type: Bar;

Communication System: UID 0, LTE Band25 (0); Frequency: 1905 MHz;Duty Cycle: 1:1
Medium parameters used (interpolated): f = 1905 MHz; σ = 1.345 S/m; ε_r = 41.061; ρ = 1000 kg/m^3
Phantom section: Left Section

DASY5 Configuration:

- Probe: EX3DV4 - SN7370; ConvF(8.19, 8.19, 8.19) @ 1905 MHz; Calibrated: 2020-08-31
- Sensor-Surface: 1.4mm (Mechanical Surface Detection)
- Electronics: DAE4 Sn1225; Calibrated: 2020-08-07
- Phantom: Twin-SAM V5.0 (20deg probe tilt)
- Measurement SW: DASY52, Version 52.10 (4)

LTE Band 25 Head Left Touch QPSK 20MHz 1RB 0offset 26590ch/Area Scan (8x14x1): Measurement grid: dx=15mm, dy=15mm
Maximum value of SAR (measured) = 0.290 W/kg

LTE Band 25 Head Left Touch QPSK 20MHz 1RB 0offset 26590ch/Zoom Scan (5x5x7)/Cube 0:
Measurement grid: dx=8mm, dy=8mm, dz=5mm
Reference Value = 5.320 V/m; Power Drift = -0.11 dB
Peak SAR (extrapolated) = 0.342 W/kg
SAR(1 g) = 0.215 W/kg; SAR(10 g) = 0.136 W/kg
Maximum value of SAR (measured) = 0.290 W/kg

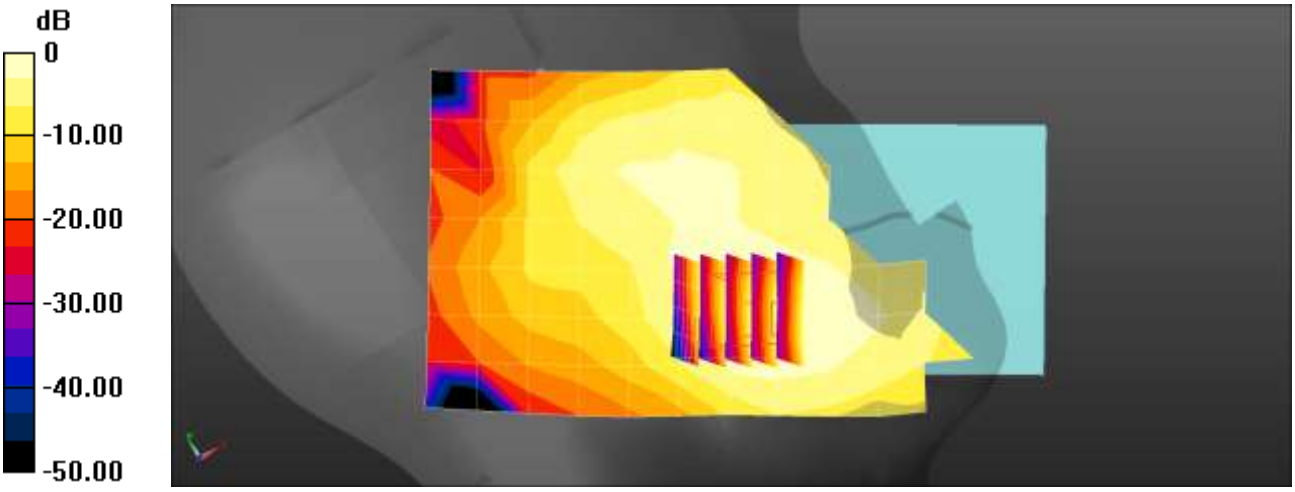

0 dB = 0.290 W/kg = −5.37 dBW/kg

Test Laboratory: HCT CO., LTD
EUT Type: Mobile Phone
Liquid Temperature: 19.9°C
Ambient Temperature: 20.1°C
Test Date: 02/09/2021
Plot No.: 14
DUT: SM-A526U; Type: Bar;

Communication System: UID 0, LTE Band 26 (0); Frequency: 831.5 MHz;Duty Cycle: 1:1
Medium parameters used (interpolated): f = 831.5 MHz; σ = 0.886 S/m; ε_r = 42.014; ρ = 1000 kg/m^3
Phantom section: Right Section

DASY5 Configuration:

- Probe: EX3DV4 - SN3903; ConvF(9.61, 9.61, 9.61) @ 831.5 MHz; Calibrated: 2020-03-25
- Sensor-Surface: 1.4mm (Mechanical Surface Detection)
- Electronics: DAE4 Sn869; Calibrated: 2020-09-28
- Phantom: SAM_Right_20170913
- Measurement SW: DASY52, Version 52.10 (4)

LTE Band26 Head Right Touch QPSK 15MHz 1RB 0offset 26865ch/Area Scan (8x13x1): Measurement grid: dx=15mm, dy=15mm
Maximum value of SAR (measured) = 0.200 W/kg

LTE Band26 Head Right Touch QPSK 15MHz 1RB 0offset 26865ch/Zoom Scan (5x5x7)/Cube 0:
Measurement grid: dx=8mm, dy=8mm, dz=5mm
Reference Value = 4.482 V/m; Power Drift = 0.14 dB
Peak SAR (extrapolated) = 0.222 W/kg
SAR(1 g) = 0.176 W/kg; SAR(10 g) = 0.136 W/kg
Maximum value of SAR (measured) = 0.205 W/kg

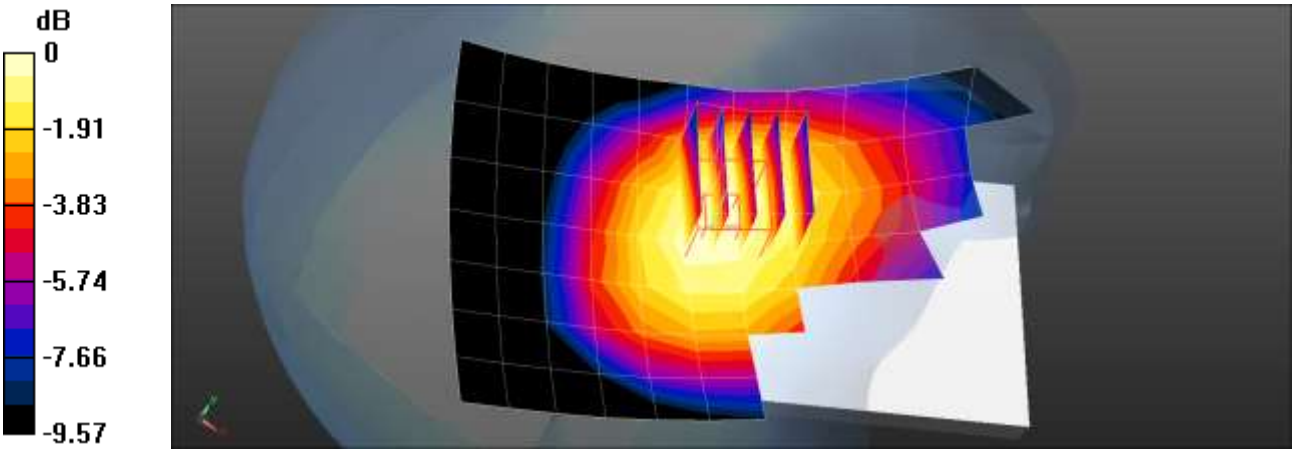

0 dB = 0.205 W/kg = −6.88 dBW/kg

Test Laboratory: HCT CO., LTD
EUT Type: Mobile Phone
Liquid Temperature: 22.3°C
Ambient Temperature: 22.5°C
Test Date: 02/15/2021
Plot No.: 15
DUT: SM-A526U; Type: Bar;

Communication System: UID 0, LTE Band 30 (0); Frequency: 2310 MHz;Duty Cycle: 1:1
Medium parameters used: f = 2310 MHz; σ = 1.702 S/m; ε_r = 40.85; ρ = 1000 kg/m^3
Phantom section: Left Section

DASY5 Configuration:

- Probe: EX3DV4 - SN7370; ConvF(7.73, 7.73, 7.73) @ 2310 MHz; Calibrated: 2020-08-31
- Sensor-Surface: 1.4mm (Mechanical Surface Detection)
- Electronics: DAE4 Sn1225; Calibrated: 2020-08-07
- Phantom: Twin-SAM V4.0 (20deg probe tilt)_1588_20200429
- Measurement SW: DASY52, Version 52.10 (4)

LTE Band 30 Head Left Touch QPSK 20MHz 1RB 0offset 27710ch/Area Scan (10x17x1): Measurement grid: dx=12mm, dy=12mm
Maximum value of SAR (measured) = 0.310 W/kg

LTE Band 30 Head Left Touch QPSK 20MHz 1RB 0offset 27710ch/Zoom Scan (7x7x7)/Cube 0:
Measurement grid: dx=5mm, dy=5mm, dz=5mm
Reference Value = 2.203 V/m; Power Drift = 0.15 dB
Peak SAR (extrapolated) = 0.396 W/kg
SAR(1 g) = 0.225 W/kg; SAR(10 g) = 0.128 W/kg
Maximum value of SAR (measured) = 0.331 W/kg

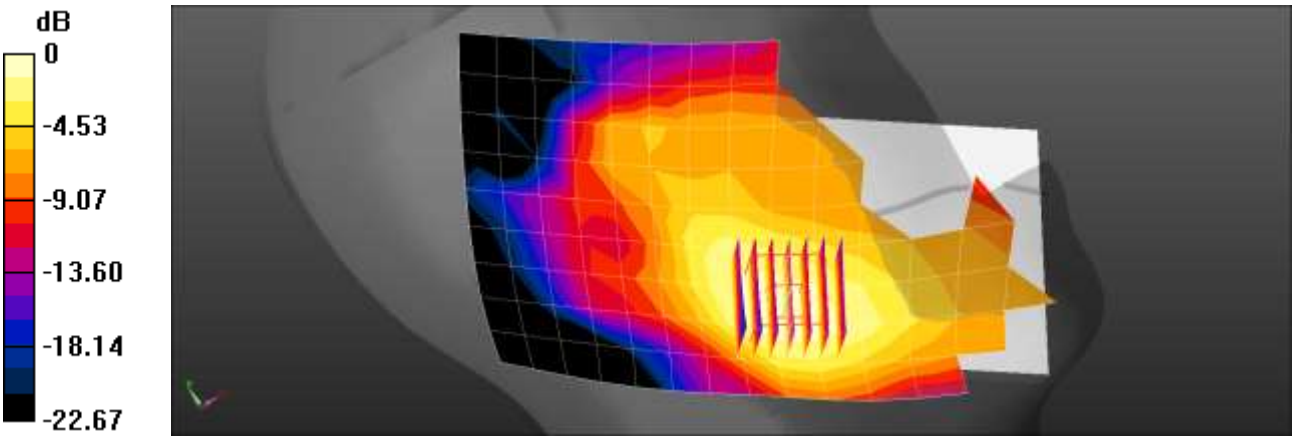

0 dB = 0.331 W/kg = −4.80 dBW/kg

Test Laboratory: HCT CO., LTD
EUT Type: Mobile Phone
Liquid Temperature: 21.5°C
Ambient Temperature: 21.6°C
Test Date: 02/21/2021
Plot No.: 16
DUT: SM-A526U; Type: Bar;

Communication System: UID 0, LTE Band 40 (0); Frequency: 2310 MHz;Duty Cycle: 1:1.58125
Medium parameters used: f = 2310 MHz; σ = 1.701 S/m; ε_r = 40.86; ρ = 1000 kg/m^3
Phantom section: Left Section

DASY5 Configuration:

- Probe: EX3DV4 - SN7622; ConvF(8.37, 8.37, 8.37) @ 2310 MHz; Calibrated: 2020-11-06
- Sensor-Surface: 1.4mm (Mechanical Surface Detection)
- Electronics: DAE4 Sn648; Calibrated: 2020-05-25
- Phantom: Twin-SAM V4.0 (20deg probe tilt)_1588_20200429
- Measurement SW: DASY52, Version 52.10 (4)

LTE Band 40 Head Left Touch QPSK 20MHz 1RB 24offset 38750ch/Area Scan (10x17x1): Measurement grid: dx=12mm, dy=12mm
Maximum value of SAR (measured) = 0.00709 W/kg



0 dB = 0.00709 W/kg = −21.49 dBW/kg

Test Laboratory: HCT CO., LTD
EUT Type: Mobile Phone
Liquid Temperature: 20.0°C
Ambient Temperature: 20.1°C
Test Date: 02/20/2021
Plot No.: 17

DUT: SM-A526U; Type: Bar;

Communication System: UID 0, LTE Band 40 (0); Frequency: 2355 MHz;Duty Cycle: 1:1.58125
Medium parameters used (interpolated): f = 2355 MHz; σ = 1.757 S/m; ε_r = 40.625; ρ = 1000 kg/m^3
Phantom section: Left Section

DASY5 Configuration:

- Probe: EX3DV4 - SN7622; ConvF(8.37, 8.37, 8.37) @ 2355 MHz; Calibrated: 2020-11-06
- Sensor-Surface: 1.4mm (Mechanical Surface Detection)
- Electronics: DAE4 Sn648; Calibrated: 2020-05-25
- Phantom: Twin-SAM V4.0 (20deg probe tilt)_1588_20200429
- Measurement SW: DASY52, Version 52.10 (4)

LTE Band 40 Head Left Touch QPSK 20MHz 25RB 24offset 39200ch/Area Scan (10x17x1):
Measurement grid: dx=12mm, dy=12mm
Maximum value of SAR (measured) = 0.00943 W/kg



0 dB = 0.00943 W/kg = −20.25 dBW/kg

Test Laboratory: HCT CO., LTD
EUT Type: Mobile Phone
Liquid Temperature: 22.2°C
Ambient Temperature: 22.4°C
Test Date: 02/23/2021
Plot No.: 18
DUT: SM-A526U; Type: Bar;

Communication System: UID 0, LTE Band41 (0); Frequency: 2593 MHz;Duty Cycle: 1:2.31047
Medium parameters used (interpolated): f = 2593 MHz; σ = 1.994 S/m; ε_r = 39.728; ρ = 1000 kg/m^3
Phantom section: Left Section

DASY5 Configuration:

- Probe: EX3DV4 - SN7370; ConvF(7.35, 7.35, 7.35) @ 2593 MHz; Calibrated: 2020-08-31
- Sensor-Surface: 1.4mm (Mechanical Surface Detection)
- Electronics: DAE4 Sn1225; Calibrated: 2020-08-07
- Phantom: Twin-SAM V4.0 (20deg probe tilt)_1588_20200429
- Measurement SW: DASY52, Version 52.10 (4)

LTE Band 41 Head Left Touch QPSK 20MHz 1RB 99offset 40620ch/Area Scan (10x17x1): Measurement grid: dx=12mm, dy=12mm
Maximum value of SAR (measured) = 0.351 W/kg

LTE Band 41 Head Left Touch QPSK 20MHz 1RB 99offset 40620ch/Zoom Scan (7x7x7)/Cube 0:
Measurement grid: dx=5mm, dy=5mm, dz=5mm
Reference Value = 2.417 V/m; Power Drift = -0.15 dB
Peak SAR (extrapolated) = 0.443 W/kg
SAR(1 g) = 0.227 W/kg; SAR(10 g) = 0.117 W/kg
Maximum value of SAR (measured) = 0.357 W/kg

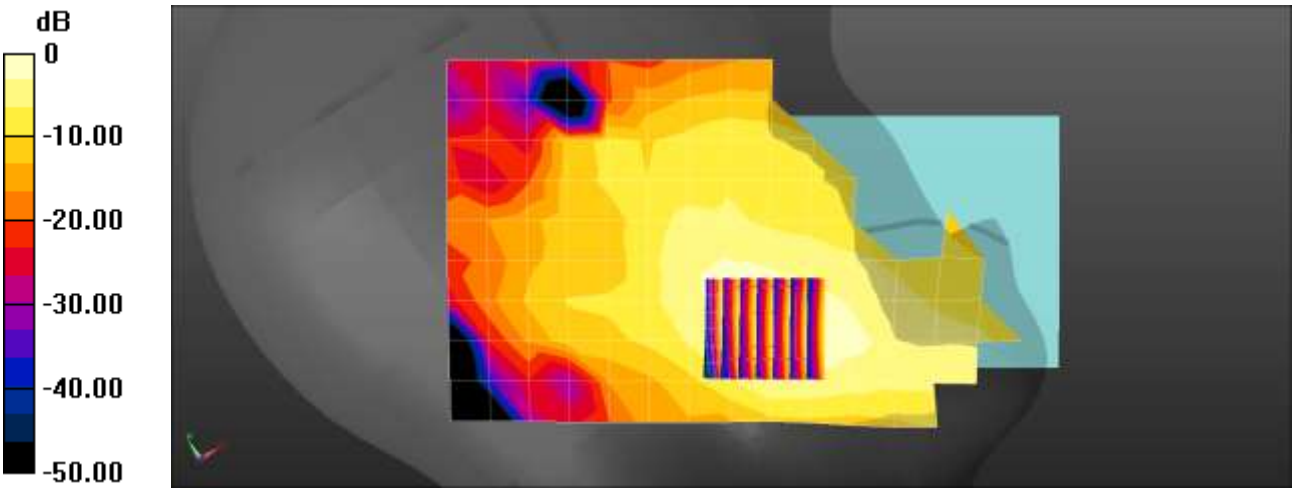

0 dB = 0.351 W/kg = −4.54 dBW/kg

Test Laboratory: HCT CO., LTD
EUT Type: Mobile Phone
Liquid Temperature: 21.2°C
Ambient Temperature: 21.3°C
Test Date: 02/17/2021
Plot No.: 19
DUT: SM-A526U; Type: Bar;

Communication System: UID 0, LTE Band 48 (0); Frequency: 3690 MHz;Duty Cycle: 1:1.58052
Medium parameters used: f = 3690 MHz; σ = 3.142 S/m; ε_r = 37.456; ρ = 1000 kg/m^3
Phantom section: Right Section

DASY5 Configuration:

- Probe: EX3DV4 - SN7622; ConvF(7.15, 7.15, 7.15) @ 3690 MHz; Calibrated: 2020-11-06
- Sensor-Surface: 1.4mm (Mechanical Surface Detection)
- Electronics: DAE4 Sn648; Calibrated: 2020-05-25
- Phantom: Twin-SAM V8.0 (Left)
- Measurement SW: DASY52, Version 52.10 (4)

LTE Band 48 Head Right Touch QPSK 20MHz 50RB 25offset 56640ch/Area Scan (11x19x1):
Measurement grid: dx=10mm, dy=10mm
Maximum value of SAR (measured) = 0.758 W/kg

LTE Band 48 Head Right Touch QPSK 20MHz 50RB 25offset 56640ch/Zoom Scan (7x7x8)/Cube 0:
Measurement grid: dx=5mm, dy=5mm, dz=4mm
Reference Value = 1.376 V/m; Power Drift = 0.10 dB
Peak SAR (extrapolated) = 1.39 W/kg
SAR(1 g) = 0.437 W/kg; SAR(10 g) = 0.162 W/kg
Maximum value of SAR (measured) = 0.943 W/kg

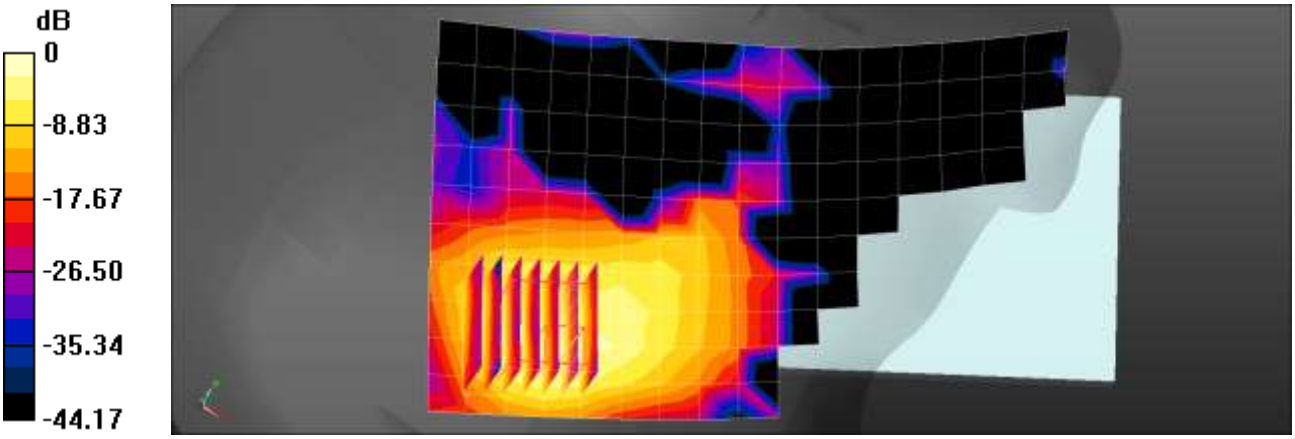

0 dB = 0.943 W/kg = −0.25 dBW/

Test Laboratory: HCT CO., LTD
EUT Type: Mobile Phone
Liquid Temperature: 21.2°C
Ambient Temperature: 21.3°C
Test Date: 02/17/2021
Plot No.: 20
DUT: SM-A526U; Type: Bar;

Communication System: UID 0, LTE Band66 (0); Frequency: 1770 MHz;Duty Cycle: 1:1
Medium parameters used: f = 1770 MHz; σ = 1.348 S/m; ε_r = 41.127; ρ = 1000 kg/m^3
Phantom section: Left Section

DASY5 Configuration:

- Probe: EX3DV4 - SN7370; ConvF(8.38, 8.38, 8.38) @ 1770 MHz; Calibrated: 2020-08-31
- Sensor-Surface: 1.4mm (Mechanical Surface Detection)
- Electronics: DAE4 Sn1225; Calibrated: 2020-08-07
- Phantom: Twin-SAM V5.0 (20deg probe tilt)
- Measurement SW: DASY52, Version 52.10 (4)

LTE Band 66 Head Left Touch QPSK 20MHz 1RB 0offset 132572ch/Area Scan (8x14x1): Measurement grid: dx=15mm, dy=15mm
Maximum value of SAR (measured) = 0.270 W/kg

LTE Band 66 Head Left Touch QPSK 20MHz 1RB 0offset 132572ch/Zoom Scan (5x5x7)/Cube 0:
Measurement grid: dx=8mm, dy=8mm, dz=5mm
Reference Value = 3.720 V/m; Power Drift = 0.19 dB
Peak SAR (extrapolated) = 0.316 W/kg
SAR(1 g) = 0.207 W/kg; SAR(10 g) = 0.135 W/kg
Maximum value of SAR (measured) = 0.263 W/kg

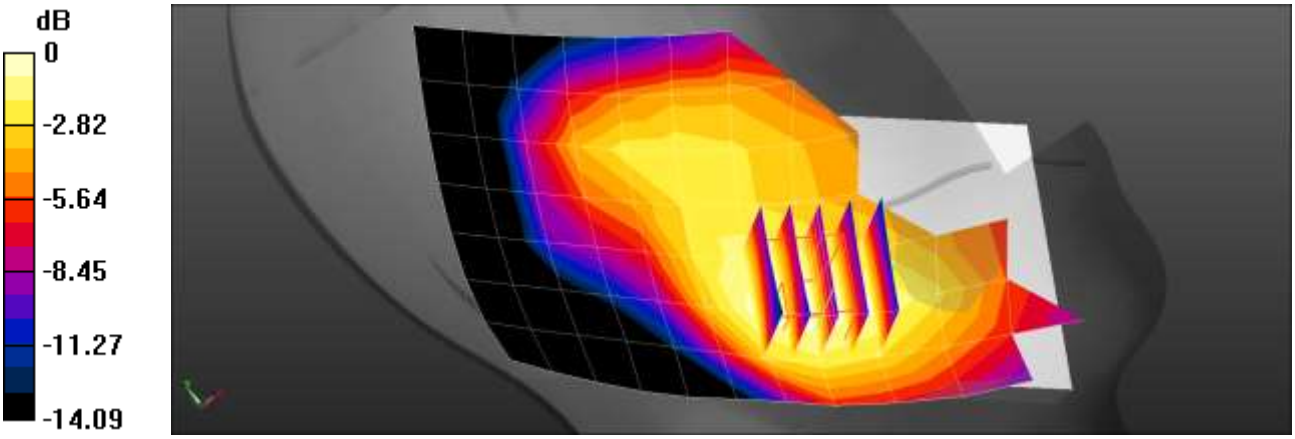

0 dB = 0.263 W/kg = −5.80 dBW/kg

Test Laboratory: HCT CO., LTD
EUT Type: Mobile Phone
Liquid Temperature: 19.9°C
Ambient Temperature: 20.1°C
Test Date: 02/10/2021
Plot No.: 21
DUT: SM-A526U; Type: Bar;

Communication System: UID 0, LTE Band 71 (0); Frequency: 680.5 MHz;Duty Cycle: 1:1
Medium parameters used (interpolated): f = 680.5 MHz; σ = 0.839 S/m; ε_r = 43.251; ρ = 1000 kg/m^3
Phantom section: Right Section

DASY5 Configuration:

- Probe: EX3DV4 - SN3903; ConvF(9.86, 9.86, 9.86) @ 680.5 MHz; Calibrated: 2020-03-25
- Sensor-Surface: 1.4mm (Mechanical Surface Detection)
- Electronics: DAE4 Sn869; Calibrated: 2020-09-28
- Phantom: SAM_Right_20170913
- Measurement SW: DASY52, Version 52.10 (4)

LTE Band71 Head Right Touch QPSK 20MHz 1RB 49offset 133297ch/Area Scan (8x14x1):
Measurement grid: dx=15mm, dy=15mm
Maximum value of SAR (measured) = 0.201 W/kg

LTE Band71 Head Right Touch QPSK 20MHz 1RB 49offset 133297ch/Zoom Scan (5x5x7)/Cube 0:
Measurement grid: dx=8mm, dy=8mm, dz=5mm
Reference Value = 3.945 V/m; Power Drift = -0.11 dB
Peak SAR (extrapolated) = 0.216 W/kg
SAR(1 g) = 0.186 W/kg; SAR(10 g) = 0.152 W/kg
Maximum value of SAR (measured) = 0.206 W/kg

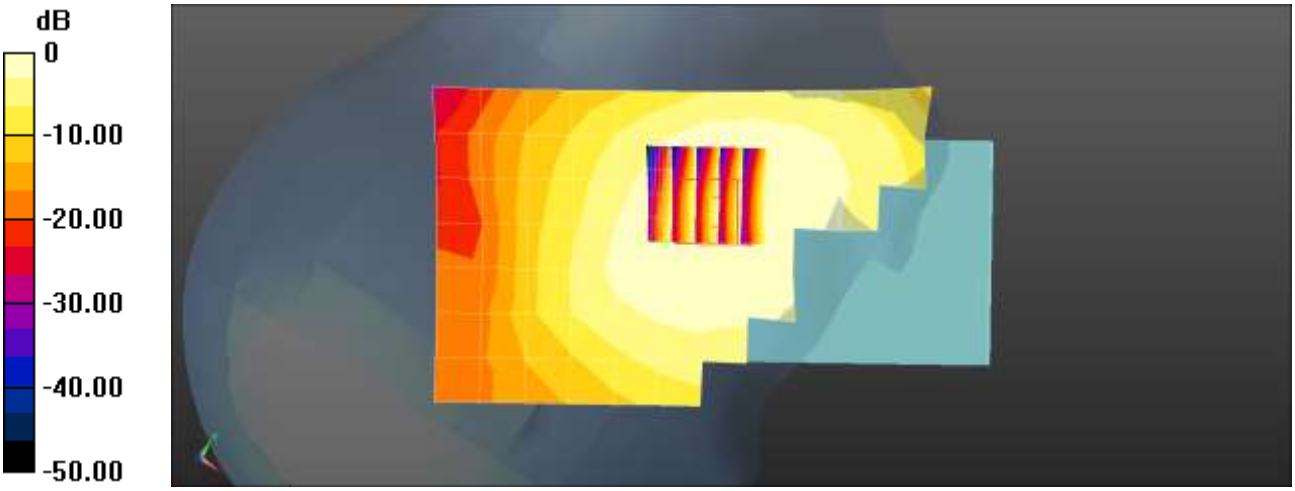

0 dB = 0.201 W/kg = −6.96 dBW/kg

Test Laboratory: HCT CO., LTD
EUT Type: Mobile Phone
Liquid Temperature: 20.5°C
Ambient Temperature: 20.6°C
Test Date: 02/15/2021
Plot No.: 22
DUT: SM-A526U; Type: Bar;

Communication System: UID 0, NR n5 (0); Frequency: 836.5 MHz;Duty Cycle: 1:1
Medium parameters used (interpolated): f = 836.5 MHz; σ = 0.892 S/m; ε_r = 41.842; ρ = 1000 kg/m^3
Phantom section: Right Section

DASY5 Configuration:

- Probe: EX3DV4 - SN3903; ConvF(9.61, 9.61, 9.61) @ 836.5 MHz; Calibrated: 2020-03-25
- Sensor-Surface: 1.4mm (Mechanical Surface Detection)
- Electronics: DAE4 Sn869; Calibrated: 2020-09-28
- Phantom: SAM_Right_20170913
- Measurement SW: DASY52, Version 52.10 (4)

NR Band n5 Head Right Touch DFT-s QPSK 20MHz 50RB 28offset 167300ch/Area Scan (8x14x1):
Measurement grid: dx=15mm, dy=15mm
Maximum value of SAR (measured) = 0.191 W/kg

NR Band n5 Head Right Touch DFT-s QPSK 20MHz 50RB 28offset 167300ch/Zoom Scan (5x5x7)/Cube 0: Measurement grid: dx=8mm, dy=8mm, dz=5mm
Reference Value = 5.413 V/m; Power Drift = -0.18 dB
Peak SAR (extrapolated) = 0.214 W/kg
SAR(1 g) = 0.166 W/kg; SAR(10 g) = 0.127 W/kg
Maximum value of SAR (measured) = 0.197 W/kg

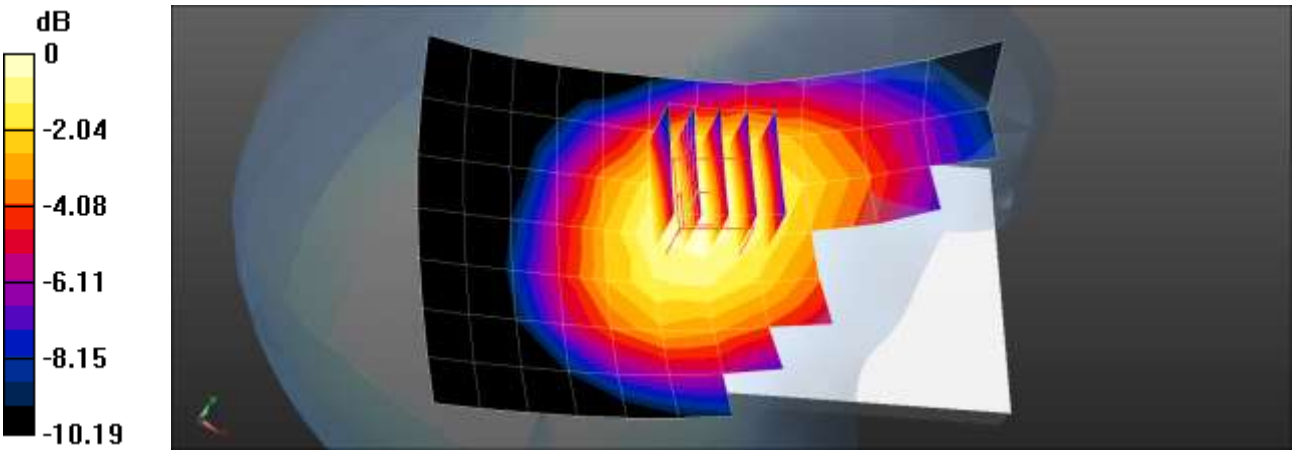

0 dB = 0.197 W/kg = −7.06 dBW/kg

Test Laboratory: HCT CO., LTD
EUT Type: Mobile Phone
Liquid Temperature: 20.0°C
Ambient Temperature: 20.1°C
Test Date: 02/17/2021
Plot No.: 23
DUT: SM-A526U; Type: Bar;

Communication System: UID 0, NR n12 (0); Frequency: 707.5 MHz;Duty Cycle: 1:1
Medium parameters used (interpolated): f = 707.5 MHz; σ = 0.879 S/m; ε_r = 43.092; ρ = 1000 kg/m^3
Phantom section: Right Section

DASY5 Configuration:

- Probe: EX3DV4 - SN3903; ConvF(9.86, 9.86, 9.86) @ 707.5 MHz; Calibrated: 2020-03-25
- Sensor-Surface: 1.4mm (Mechanical Surface Detection)
- Electronics: DAE4 Sn869; Calibrated: 2020-09-28
- Phantom: SAM_Right_20170913
- Measurement SW: DASY52, Version 52.10 (4)

NR Band n12 Head Right Touch DFT-s QPSK 15MHz 1RB 40offset 141500ch/Area Scan (8x14x1):
Measurement grid: dx=15mm, dy=15mm
Maximum value of SAR (measured) = 0.215 W/kg

NR Band n12 Head Right Touch DFT-s QPSK 15MHz 1RB 40offset 141500ch/Zoom Scan (5x5x7)/Cube 0: Measurement grid: dx=8mm, dy=8mm, dz=5mm
Reference Value = 5.015 V/m; Power Drift = -0.19 dB
Peak SAR (extrapolated) = 0.233 W/kg
SAR(1 g) = 0.197 W/kg; SAR(10 g) = 0.159 W/kg
Maximum value of SAR (measured) = 0.222 W/kg

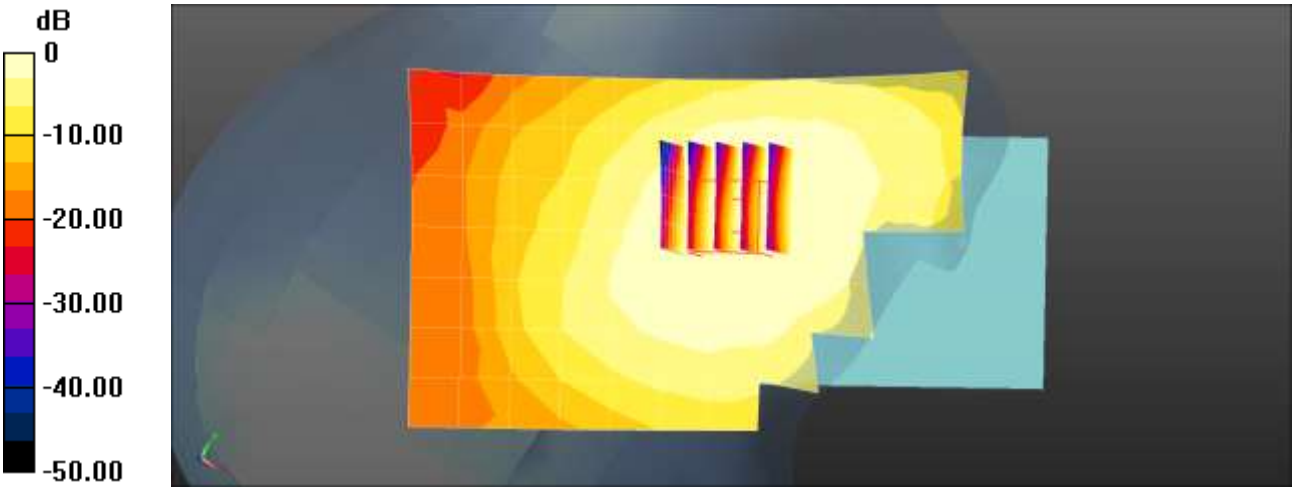

0 dB = 0.215 W/kg = −6.67 dBW/kg

Test Laboratory: HCT CO., LTD
EUT Type: Mobile Phone
Liquid Temperature: 20.4°C
Ambient Temperature: 20.5°C
Test Date: 02/04/2021
Plot No.: 24
DUT: SM-A526U; Type: Bar;

Communication System: UID 0, NR Band 2,25 (0); Frequency: 1882.5 MHz;Duty Cycle: 1:1
Medium parameters used (interpolated): f = 1882.5 MHz; σ = 1.423 S/m; ε_r = 41.096; ρ = 1000 kg/m^3
Phantom section: Left Section

DASY5 Configuration:

- Probe: ES3DV3 - SN3076; ConvF(5.08, 5.08, 5.08) @ 1882.5 MHz; Calibrated: 2020-07-31
- Sensor-Surface: 3mm (Mechanical Surface Detection)
- Electronics: DAE4 Sn1417; Calibrated: 2020-02-26
- Phantom: SAM with CRP v5.0_Front
- Measurement SW: DASY52, Version 52.10 (4)

NR Band n25 Head Left Touch DFT-s QPSK 40MHz 108RB 54offset 376500ch/Area Scan (8x14x1):
Measurement grid: dx=15mm, dy=15mm
Maximum value of SAR (measured) = 0.261 W/kg

NR Band n25 Head Left Touch DFT-s QPSK 40MHz 108RB 54offset 376500ch/Zoom Scan (5x5x7)/Cube 0: Measurement grid: dx=8mm, dy=8mm, dz=5mm
Reference Value = 4.442 V/m; Power Drift = 0.18 dB
Peak SAR (extrapolated) = 0.369 W/kg
SAR(1 g) = 0.238 W/kg; SAR(10 g) = 0.148 W/kg

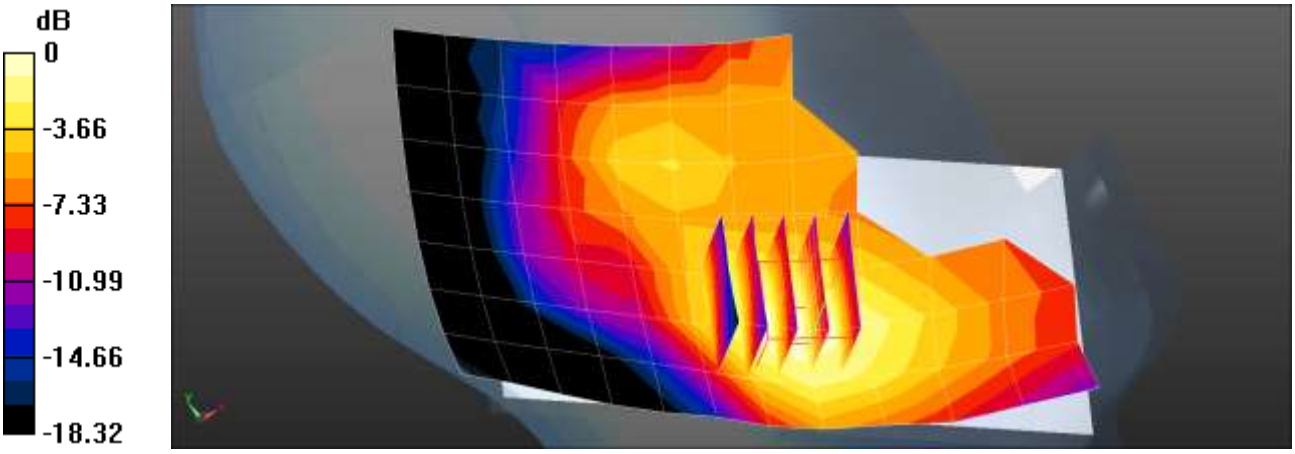

0 dB = 0.271 W/kg = −5.67 dBW/kg

Test Laboratory: HCT CO., LTD
EUT Type: Mobile Phone
Liquid Temperature: 21.2°C
Ambient Temperature: 21.3°C
Test Date: 02/09/2021
Plot No.: 25
DUT: SM-A526U; Type: Bar;

Communication System: UID 0, NR n41 Duty 100% (0); Frequency: 2592.99 MHz;Duty Cycle: 1:1
Medium parameters used (interpolated): f = 2592.99 MHz; σ = 2.043 S/m; ε_r = 39.723; ρ = 1000 kg/m^3
Phantom section: Right Section

DASY5 Configuration:

- Probe: EX3DV4 - SN3797; ConvF(7.22, 7.22, 7.22) @ 2592.99 MHz; Calibrated: 2020-11-25
- Sensor-Surface: 1.4mm (Mechanical Surface Detection)
- Electronics: DAE4 Sn1629; Calibrated: 2020-08-11
- Phantom: Twin-SAM V4.0(Left-Left)
- Measurement SW: DASY52, Version 52.10 (4)

NR Band n41 Head Right Tilt DFT-s QPSK 100MHz 135RB 69offset 518598ch/Area Scan (10x17x1):
Measurement grid: dx=12mm, dy=12mm
Maximum value of SAR (measured) = 0.818 W/kg

NR Band n41 Head Right Tilt DFT-s QPSK 100MHz 135RB 69offset 518598ch/Zoom Scan (7x7x7)/Cube 0: Measurement grid: dx=5mm, dy=5mm, dz=5mm
Reference Value = 15.17 V/m; Power Drift = 0.04 dB
Peak SAR (extrapolated) = 1.58 W/kg
SAR(1 g) = 0.634 W/kg; SAR(10 g) = 0.261 W/kg
Maximum value of SAR (measured) = 1.19 W/kg

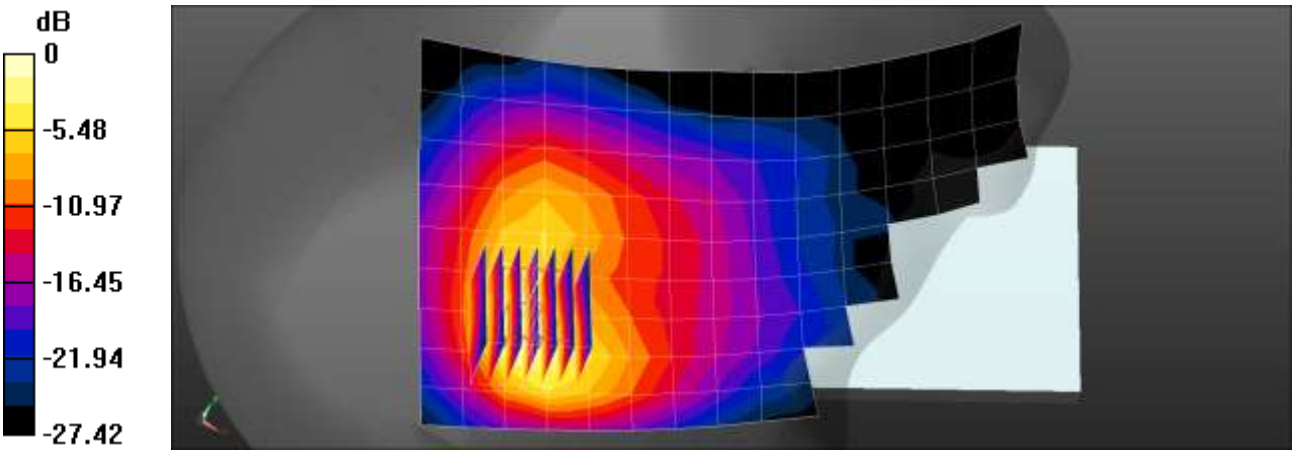

0 dB = 1.19 W/kg = 0.76 dBW/kg

Test Laboratory: HCT CO., LTD
EUT Type: Mobile Phone
Liquid Temperature: 20.2°C
Ambient Temperature: 20.4°C
Test Date: 02/10/2021
Plot No.: 26

DUT: SM-A526U; Type: Bar;

Communication System: UID 0, NR n41 Duty 100% (0); Frequency: 2592.99 MHz;Duty Cycle: 1:1
Medium parameters used (interpolated): f = 2592.99 MHz; σ = 2.025 S/m; ε_r = 40.559; ρ = 1000 kg/m^3
Phantom section: Right Section

DASY5 Configuration:

- Probe: EX3DV4 - SN3797; ConvF(7.22, 7.22, 7.22) @ 2592.99 MHz; Calibrated: 2020-11-25
- Sensor-Surface: 1.4mm (Mechanical Surface Detection)
- Electronics: DAE4 Sn1629; Calibrated: 2020-08-11
- Phantom: Twin-SAM V4.0(Left-Left)
- Measurement SW: DASY52, Version 52.10 (4)

NR Band n41 Head Right Tilt DFT-s QPSK 100MHz 135RB 69offset 518598ch/Area Scan (10x17x1):
Measurement grid: dx=12mm, dy=12mm
Maximum value of SAR (measured) = 1.13 W/kg

NR Band n41 Head Right Tilt DFT-s QPSK 100MHz 135RB 69offset 518598ch/Zoom Scan (7x7x7)/Cube 0: Measurement grid: dx=5mm, dy=5mm, dz=5mm
Reference Value = 13.07 V/m; Power Drift = 0.04 dB
Peak SAR (extrapolated) = 1.52 W/kg
SAR(1 g) = 0.626 W/kg; SAR(10 g) = 0.256 W/kg
Maximum value of SAR (measured) = 1.14 W/kg

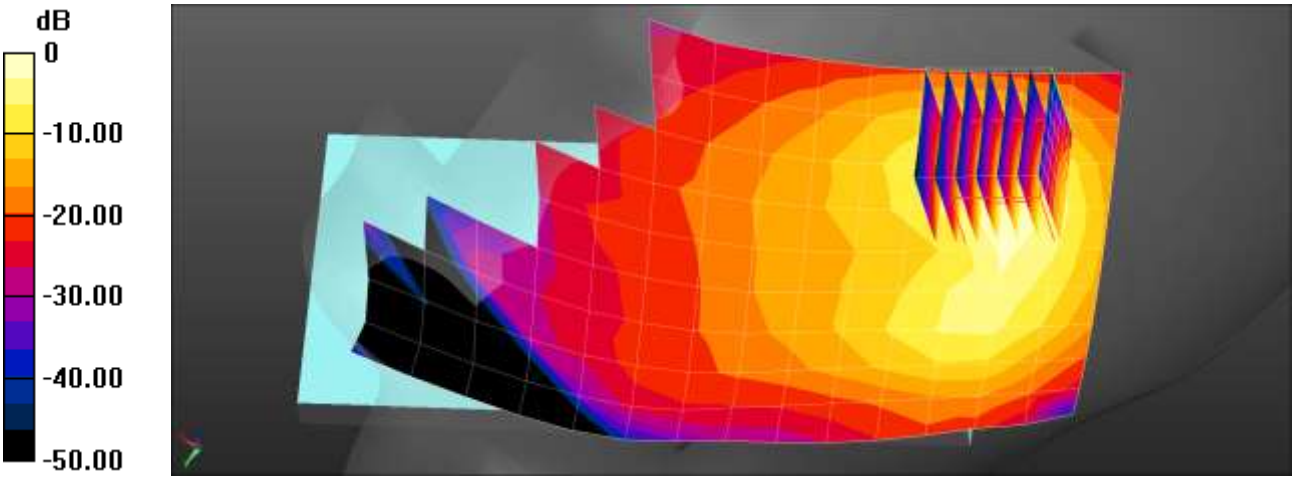

0 dB = 1.13 W/kg = 0.53 dBW/kg

Test Laboratory: HCT CO., LTD
EUT Type: Mobile Phone
Liquid Temperature: 21.1°C
Ambient Temperature: 21.3°C
Test Date: 02/24/2021
Plot No.: 27

DUT: SM-A526U; Type: Bar;

Communication System: UID 0, NR n41 (0); Frequency: 2592.99 MHz;Duty Cycle: 1:1
Medium parameters used (interpolated): f = 2592.99 MHz; σ = 1.993 S/m; ε_r = 40.161; ρ = 1000 kg/m^3
Phantom section: Left Section

DASY5 Configuration:

- Probe: EX3DV4 - SN3797; ConvF(7.22, 7.22, 7.22) @ 2592.99 MHz; Calibrated: 2020-11-25
- Sensor-Surface: 1.4mm (Mechanical Surface Detection)
- Electronics: DAE4 Sn446; Calibrated: 2020-07-29
- Phantom: Twin-SAM V8.0 (Left)
- Measurement SW: DASY52, Version 52.10 (4)

NR Band n41 Head Left Touch DFT-s QPSK 100MHz 1RB 1offset 518598ch/Area Scan (10x16x1):
Measurement grid: dx=12mm, dy=12mm
Maximum value of SAR (measured) = 0.173 W/kg

NR Band n41 Head Left Touch DFT-s QPSK 100MHz 1RB 1offset 518598ch/Zoom Scan (7x7x7)/Cube 0: Measurement grid: dx=5mm, dy=5mm, dz=5mm
Reference Value = 1.665 V/m; Power Drift = 0.13 dB
Peak SAR (extrapolated) = 0.221 W/kg
SAR(1 g) = 0.112 W/kg; SAR(10 g) = 0.058 W/kg
Maximum value of SAR (measured) = 0.179 W/kg

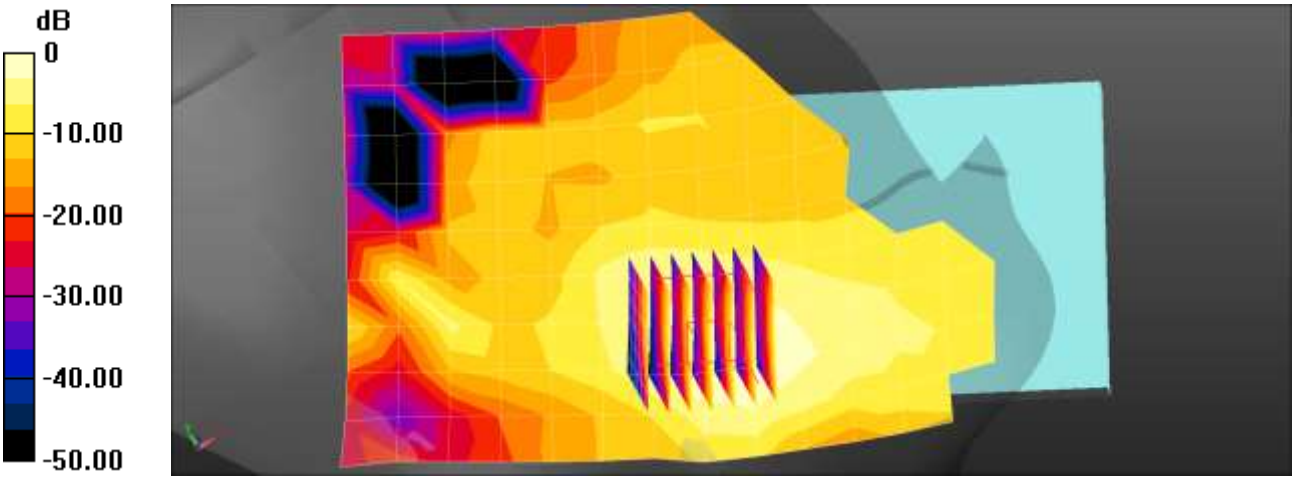

0 dB = 0.173 W/kg = −7.61 dBW/kg

Test Laboratory: HCT CO., LTD
EUT Type: Mobile Phone
Liquid Temperature: 22.2°C
Ambient Temperature: 22.4°C
Test Date: 02/23/2021
Plot No.: 28
DUT: SM-A526U; Type: Bar;

Communication System: UID 0, NR n41 (0); Frequency: 2592.99 MHz;Duty Cycle: 1:1
Medium parameters used (interpolated): f = 2592.99 MHz; σ = 2.019 S/m; ε_r = 40.237; ρ = 1000 kg/m^3
Phantom section: Left Section

DASY5 Configuration:

- Probe: EX3DV4 - SN7622; ConvF(7.86, 7.86, 7.86) @ 2592.99 MHz; Calibrated: 2020-11-06
- Sensor-Surface: 1.4mm (Mechanical Surface Detection)
- Electronics: DAE4 Sn648; Calibrated: 2020-05-25
- Phantom: Twin-SAM V4.0 (20deg probe tilt)_1588_20200429
- Measurement SW: DASY52, Version 52.10 (4)

NR Band n41 Head Left Touch DFT-s QPSK 100MHz 135RB 69offset 518598ch/Area Scan (10x17x1):
Measurement grid: dx=12mm, dy=12mm
Maximum value of SAR (measured) = 0.359 W/kg

NR Band n41 Head Left Touch DFT-s QPSK 100MHz 135RB 69offset 518598ch/Zoom Scan (7x7x7)/Cube 0: Measurement grid: dx=5mm, dy=5mm, dz=5mm
Reference Value = 1.572 V/m; Power Drift = -0.10 dB
Peak SAR (extrapolated) = 0.448 W/kg
SAR(1 g) = 0.216 W/kg; SAR(10 g) = 0.106 W/kg
Maximum value of SAR (measured) = 0.351 W/kg

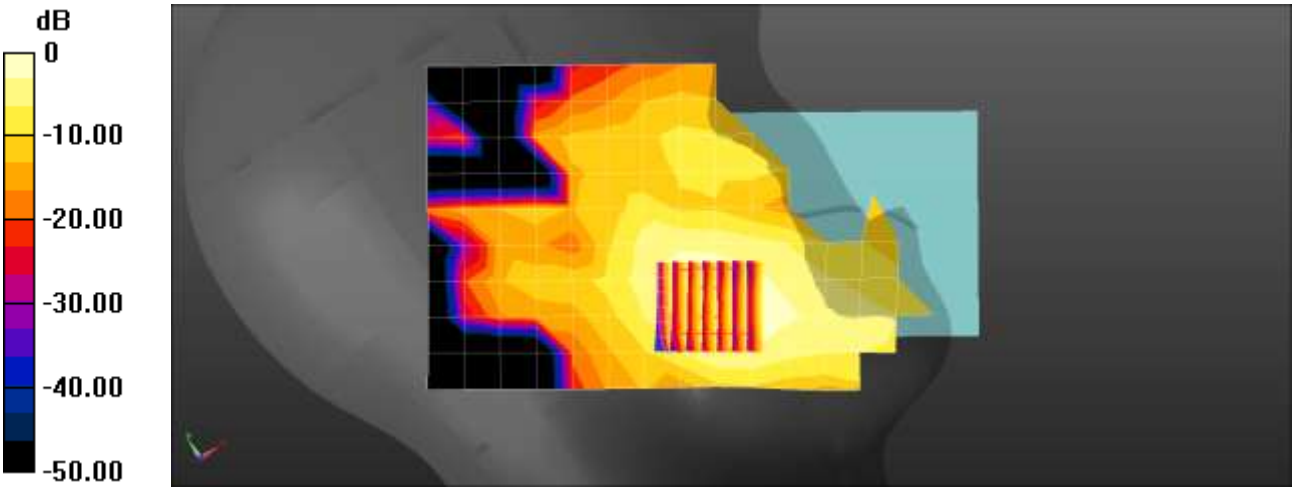

0 dB = 0.359 W/kg = −4.44 dBW/kg

Test Laboratory: HCT CO., LTD
EUT Type: Mobile Phone
Liquid Temperature: 21.4°C
Ambient Temperature: 21.5°C
Test Date: 02/06/2021
Plot No.: 29
DUT: SM-A526U; Type: Bar;

Communication System: UID 0, NR Band 66 (0); Frequency: 1745 MHz;Duty Cycle: 1:1
Medium parameters used (interpolated): f = 1745 MHz; σ = 1.372 S/m; ε_r = 41.756; ρ = 1000 kg/m^3
Phantom section: Right Section

DASY5 Configuration:

- Probe: ES3DV3 - SN3076; ConvF(5.24, 5.24, 5.24) @ 1745 MHz; Calibrated: 2020-07-31
- Sensor-Surface: 3mm (Mechanical Surface Detection)
- Electronics: DAE4 Sn1417; Calibrated: 2020-02-26
- Phantom: SAM with CRP v5.0_Front
- Measurement SW: DASY52, Version 52.10 (4)

NR Band n66 Head Right Touch DFT-s QPSK 40MHz 1RB 108offset 349000ch/Area Scan (8x14x1):
Measurement grid: dx=15mm, dy=15mm
Maximum value of SAR (measured) = 0.165 W/kg

NR Band n66 Head Right Touch DFT-s QPSK 40MHz 1RB 108offset 349000ch/Zoom Scan (5x5x7)/Cube 0: Measurement grid: dx=8mm, dy=8mm, dz=5mm
Reference Value = 4.888 V/m; Power Drift = 0.19 dB
Peak SAR (extrapolated) = 0.213 W/kg
SAR(1 g) = 0.147 W/kg; SAR(10 g) = 0.094 W/kg
Maximum value of SAR (measured) = 0.167 W/kg

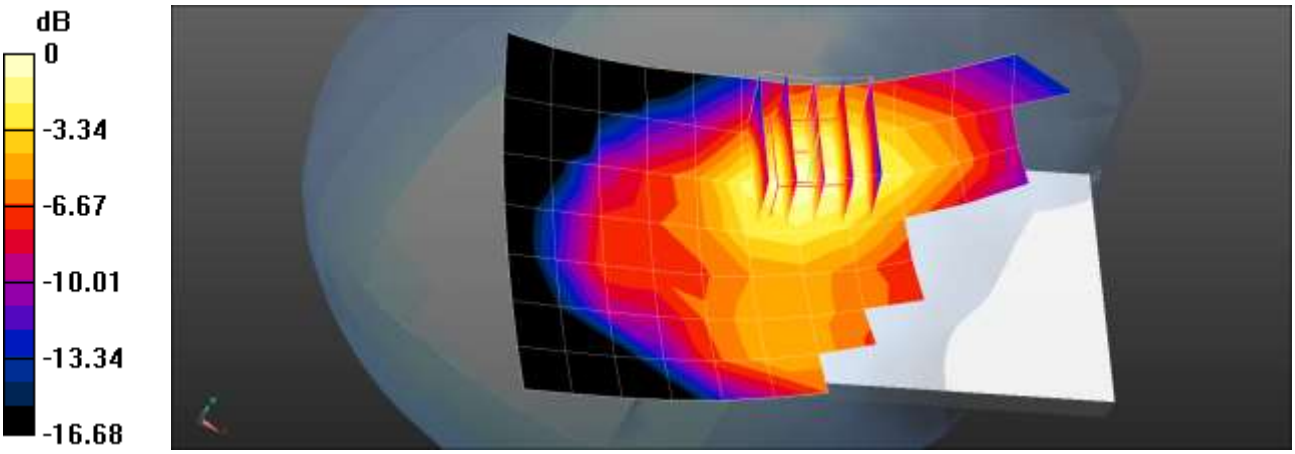

0 dB = 0.167 W/kg = −7.77 dBW/kg

Test Laboratory: HCT CO., LTD
EUT Type: Mobile Phone
Liquid Temperature: 21.4°C
Ambient Temperature: 21.5°C
Test Date: 02/06/2021
Plot No.: 30
DUT: SM-A526U; Type: Bar;

Communication System: UID 0, NR Band 66 (0); Frequency: 1745 MHz;Duty Cycle: 1:1
Medium parameters used (interpolated): f = 1745 MHz; σ = 1.372 S/m; ε_r = 41.756; ρ = 1000 kg/m^3
Phantom section: Right Section

DASY5 Configuration:

- Probe: ES3DV3 - SN3076; ConvF(5.24, 5.24, 5.24) @ 1745 MHz; Calibrated: 2020-07-31
- Sensor-Surface: 3mm (Mechanical Surface Detection)
- Electronics: DAE4 Sn1417; Calibrated: 2020-02-26
- Phantom: SAM with CRP v5.0_Front
- Measurement SW: DASY52, Version 52.10 (4)

NR Band n66 Head Right Touch DFT-s QPSK 40MHz 108RB 54offset 349000ch/Area Scan (8x14x1):
Measurement grid: dx=15mm, dy=15mm
Maximum value of SAR (measured) = 0.171 W/kg

NR Band n66 Head Right Touch DFT-s QPSK 40MHz 108RB 54offset 349000ch/Zoom Scan (5x5x7)/Cube 0: Measurement grid: dx=8mm, dy=8mm, dz=5mm
Reference Value = 4.837 V/m; Power Drift = 0.12 dB
Peak SAR (extrapolated) = 0.219 W/kg
SAR(1 g) = 0.152 W/kg; SAR(10 g) = 0.097 W/kg
Maximum value of SAR (measured) = 0.173 W/kg

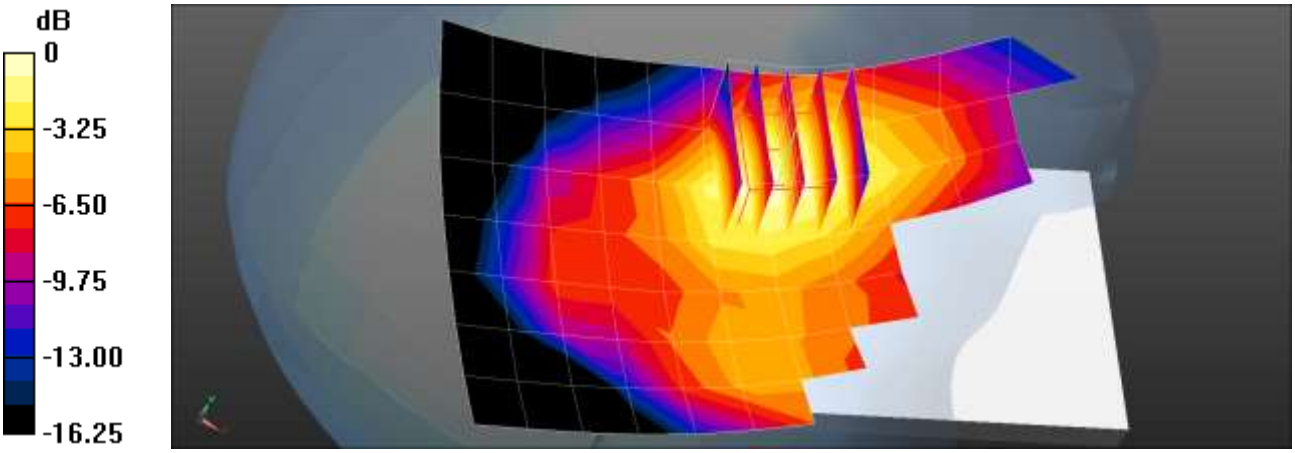

0 dB = 0.173 W/kg = −7.62 dBW/kg

Test Laboratory: HCT CO., LTD
EUT Type: Mobile Phone
Liquid Temperature: 20.4°C
Ambient Temperature: 20.6°C
Test Date: 02/19/2021
Plot No.: 31
DUT: SM-A526U; Type: Bar;

Communication System: UID 0, NR n71 (0); Frequency: 680.5 MHz;Duty Cycle: 1:1
Medium parameters used (extrapolated): f = 680.5 MHz; σ = 0.832 S/m; ε_r = 43.131; ρ = 1000 kg/m^3
Phantom section: Right Section

DASY5 Configuration:

- Probe: EX3DV4 - SN3903; ConvF(9.86, 9.86, 9.86) @ 680.5 MHz; Calibrated: 2020-03-25
- Sensor-Surface: 1.4mm (Mechanical Surface Detection)
- Electronics: DAE4 Sn869; Calibrated: 2020-09-28
- Phantom: SAM_Right_20170913
- Measurement SW: DASY52, Version 52.10 (4)

NR Band n71 Head Right Touch DFT-s QPSK 20MHz 1RB 53offset 136100ch/Area Scan (8x14x1):
Measurement grid: dx=15mm, dy=15mm
Maximum value of SAR (measured) = 0.175 W/kg

NR Band n71 Head Right Touch DFT-s QPSK 20MHz 1RB 53offset 136100ch/Zoom Scan (5x5x7)/Cube 0: Measurement grid: dx=8mm, dy=8mm, dz=5mm
Reference Value = 3.907 V/m; Power Drift = -0.10 dB
Peak SAR (extrapolated) = 0.188 W/kg
SAR(1 g) = 0.160 W/kg; SAR(10 g) = 0.131 W/kg
Maximum value of SAR (measured) = 0.180 W/kg

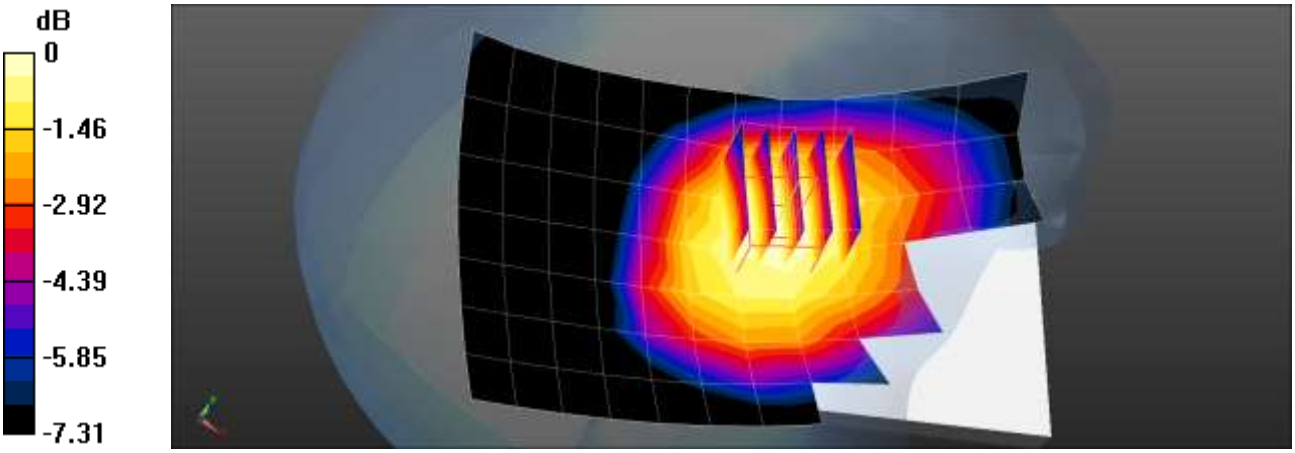

0 dB = 0.180 W/kg = -7.45 dBW/kg

Test Laboratory: HCT CO., LTD
EUT Type: Mobile Phone
Liquid Temperature: 20.4°C
Ambient Temperature: 20.6°C
Test Date: 02/19/2021
Plot No.: 32
DUT: SM-A526U; Type: Bar;

Communication System: UID 0, NR n71 (0); Frequency: 680.5 MHz;Duty Cycle: 1:1
Medium parameters used (extrapolated): f = 680.5 MHz; σ = 0.832 S/m; ε_r = 43.131; ρ = 1000 kg/m^3
Phantom section: Right Section

DASY5 Configuration:

- Probe: EX3DV4 - SN3903; ConvF(9.86, 9.86, 9.86) @ 680.5 MHz; Calibrated: 2020-03-25
- Sensor-Surface: 1.4mm (Mechanical Surface Detection)
- Electronics: DAE4 Sn869; Calibrated: 2020-09-28
- Phantom: SAM_Right_20170913
- Measurement SW: DASY52, Version 52.10 (4)

NR Band n71 Head Right Touch DFT-s QPSK 20MHz 50RB 28offset 136100ch/Area Scan (8x14x1):
Measurement grid: dx=15mm, dy=15mm
Maximum value of SAR (measured) = 0.180 W/kg

NR Band n71 Head Right Touch DFT-s QPSK 20MHz 50RB 28offset 136100ch/Zoom Scan (5x5x7)/Cube 0: Measurement grid: dx=8mm, dy=8mm, dz=5mm
Reference Value = 3.701 V/m; Power Drift = -0.17 dB
Peak SAR (extrapolated) = 0.194 W/kg
SAR(1 g) = 0.164 W/kg; SAR(10 g) = 0.134 W/kg
Maximum value of SAR (measured) = 0.185 W/kg

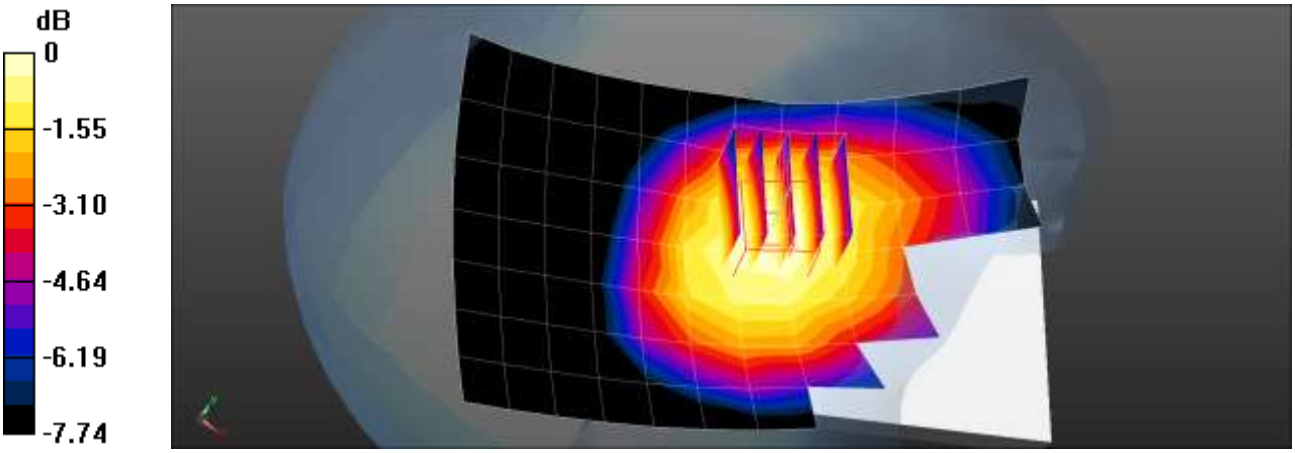

0 dB = 0.185 W/kg = -7.33 dBW/kg

Test Laboratory: HCT CO., LTD
EUT Type: Mobile Phone
Liquid Temperature: 20.9°C
Ambient Temperature: 21.1°C
Test Date: 02/24/2021
Plot No.: 33
DUT: SM-A526U; Type: Bar;

Communication System: UID 0, NR Band 77 (0); Frequency: 3750 MHz;Duty Cycle: 1:1
Medium parameters used: f = 3750 MHz; σ = 3.195 S/m; ε_r = 37.468; ρ = 1000 kg/m^3
Phantom section: Right Section

DASY5 Configuration:

- Probe: EX3DV4 - SN3863; ConvF(6.66, 6.66, 6.66) @ 3750 MHz; Calibrated: 2020-05-27
- Sensor-Surface: 1.4mm (Mechanical Surface Detection)
- Electronics: DAE4 Sn652; Calibrated: 2021-01-21
- Phantom: SAM with CRP v5.0_Right
- Measurement SW: DASY52, Version 52.10 (4)

NR Band n77 Head Right Touch DFT-s QPSK 100MHz 1RB 271offset 650000ch/Area Scan (10x17x1):
Measurement grid: dx=12mm, dy=12mm
Maximum value of SAR (measured) = 0.595 W/kg

NR Band n77 Head Right Touch DFT-s QPSK 100MHz 1RB 271offset 650000ch/Zoom Scan (7x7x8)/Cube 0: Measurement grid: dx=5mm, dy=5mm, dz=4mm
Reference Value = 0.9480 V/m; Power Drift = 0.04 dB
Peak SAR (extrapolated) = 0.892 W/kg
SAR(1 g) = 0.280 W/kg; SAR(10 g) = 0.105 W/kg
Maximum value of SAR (measured) = 0.605 W/kg

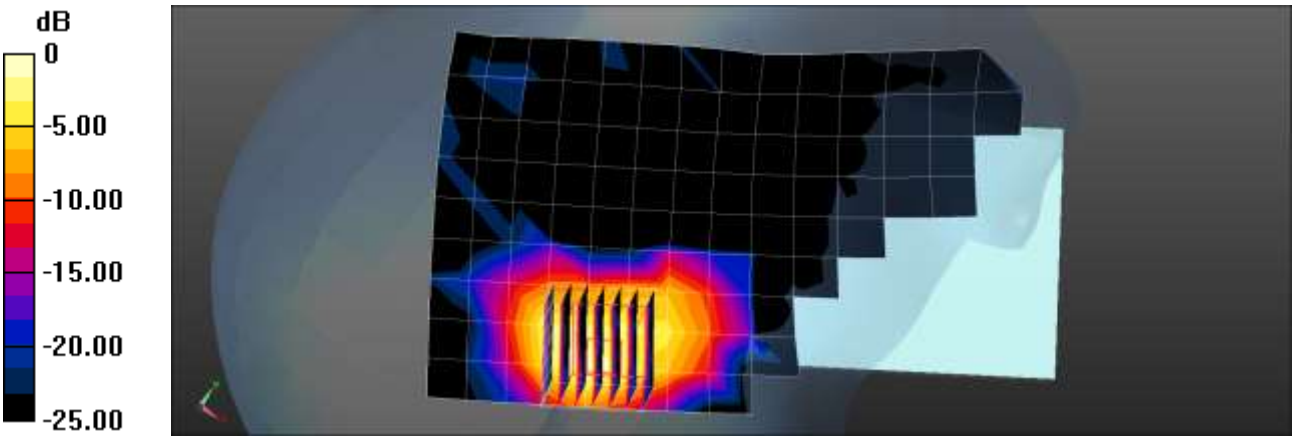

0 dB = 0.605 W/kg = −2.18 dBW/kg

Test Laboratory: HCT CO., LTD
EUT Type: Mobile Phone
Liquid Temperature: 20.9°C
Ambient Temperature: 21.1°C
Test Date: 02/24/2021
Plot No.: 34
DUT: SM-A526U; Type: Bar;

Communication System: UID 0, NR Band 77 (0); Frequency: 3840 MHz;Duty Cycle: 1:1
Medium parameters used: f = 3840 MHz; σ = 3.241 S/m; ε_r = 37.534; ρ = 1000 kg/m^3
Phantom section: Right Section

DASY5 Configuration:

- Probe: EX3DV4 - SN3863; ConvF(6.49, 6.49, 6.49) @ 3840 MHz; Calibrated: 2020-05-27
- Sensor-Surface: 1.4mm (Mechanical Surface Detection)
- Electronics: DAE4 Sn652; Calibrated: 2021-01-21
- Phantom: SAM with CRP v5.0_Right
- Measurement SW: DASY52, Version 52.10 (4)

NR Band n77 Head Right Touch DFT-s QPSK 100MHz 135RB 69offset 656000ch/Area Scan (10x17x1):
Measurement grid: dx=12mm, dy=12mm
Maximum value of SAR (measured) = 0.512 W/kg

NR Band n77 Head Right Touch DFT-s QPSK 100MHz 135RB 69offset 656000ch/Zoom Scan (7x7x8)/Cube 0: Measurement grid: dx=5mm, dy=5mm, dz=4mm
Reference Value = 0 V/m; Power Drift = 0.01 dB
Peak SAR (extrapolated) = 0.797 W/kg
SAR(1 g) = 0.264 W/kg; SAR(10 g) = 0.101 W/kg
Maximum value of SAR (measured) = 0.558 W/kg

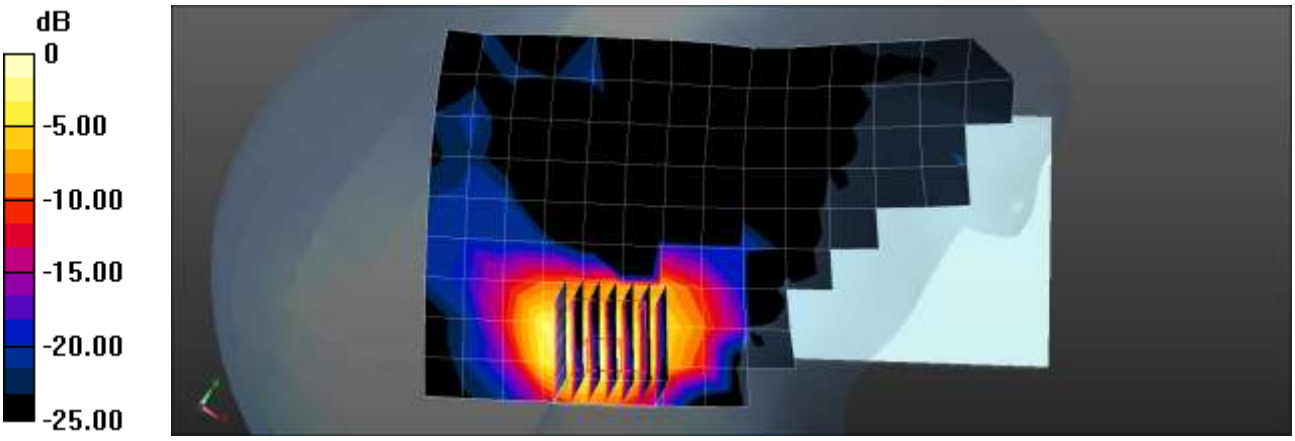

0 dB = 0.558 W/kg = −2.53 dBW/kg

Test Laboratory: HCT CO., LTD
EUT Type: Mobile Phone
Liquid Temperature: 21.3°C
Ambient Temperature: 21.5°C
Test Date: 02/19/2021
Plot No.: 35

DUT: SM-A526U; Type: Bar;

Communication System: UID 0, 2450MHz FCC (0); Frequency: 2462 MHz;Duty Cycle: 1:1
Medium parameters used (interpolated): f = 2462 MHz; σ = 1.815 S/m; ε_r = 38.375; ρ = 1000 kg/m^3
Phantom section: Left Section

DASY5 Configuration:

- Probe: EX3DV4 - SN7622; ConvF(8.08, 8.08, 8.08) @ 2462 MHz; Calibrated: 2020-11-06
- Sensor-Surface: 1.4mm (Mechanical Surface Detection)
- Electronics: DAE4 Sn648; Calibrated: 2020-05-25
- Phantom: Twin-SAM V4.0 (20deg probe tilt)_1588_20200429
- Measurement SW: DASY52, Version 52.10 (4)

802.11b Head Left Tilt 1Mbps 11ch/Area Scan (10x17x1): Measurement grid: dx=12mm, dy=12mm
Maximum value of SAR (measured) = 0.628 W/kg

802.11b Head Left Tilt 1Mbps 11ch/Zoom Scan (7x7x7)/Cube 0: Measurement grid: dx=5mm, dy=5mm, dz=5mm
Reference Value = 17.83 V/m; Power Drift = -0.13 dB
Peak SAR (extrapolated) = 1.15 W/kg
SAR(1 g) = 0.499 W/kg; SAR(10 g) = 0.222 W/kg
Maximum value of SAR (measured) = 0.893 W/kg

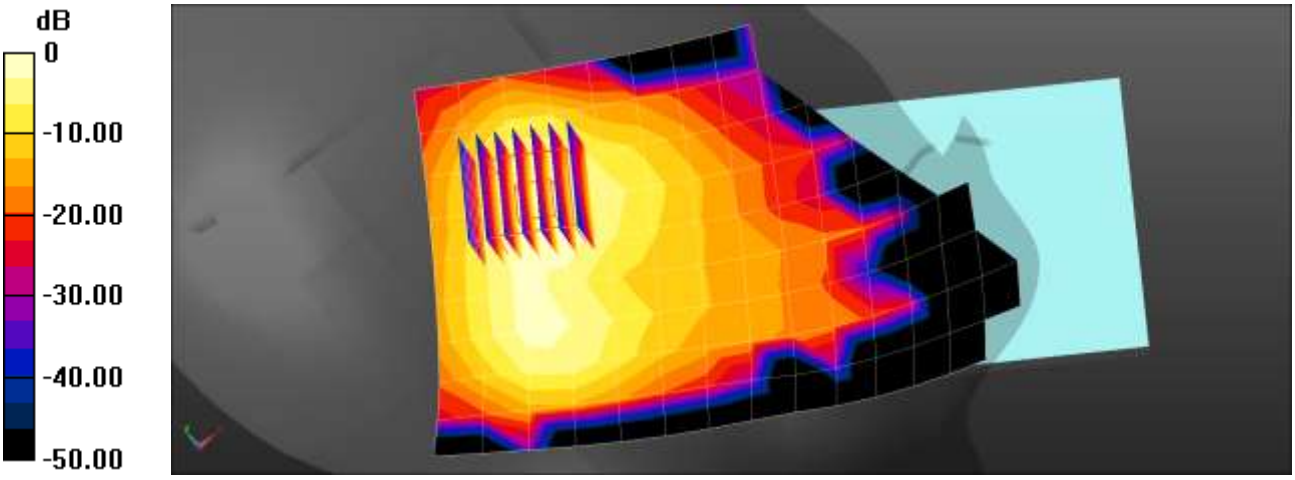

0 dB = 0.628 W/kg = −2.02 dBW/kg

Test Laboratory: HCT CO., LTD
EUT Type: Mobile Phone
Liquid Temperature: 21.3°C
Ambient Temperature: 21.1°C
Test Date: 02/09/2021
Plot No.: 36

DUT: SM-A526U; Type: Bar;

Communication System: UID 0, WIFI 5GHz n40 (0); Frequency: 5270 MHz;Duty Cycle: 1:1
Medium parameters used: f = 5270 MHz; σ = 4.612 S/m; ε_r = 36.329; ρ = 1000 kg/m^3
Phantom section: Right Section

DASY5 Configuration:

- Probe: EX3DV4 - SN7622; ConvF(5.54, 5.54, 5.54) @ 5270 MHz; Calibrated: 2020-11-06
- Sensor-Surface: 1.4mm (Mechanical Surface Detection)
- Electronics: DAE4 Sn648; Calibrated: 2020-05-25
- Phantom: Twin-SAM V8.0 (Left)
- Measurement SW: DASY52, Version 52.10 (4)

802.11n40 Head Right Touch MCS0 54ch/Area Scan (11x19x1): Measurement grid: dx=10mm, dy=10mm
Maximum value of SAR (measured) = 0.881 W/kg

802.11n40 Head Right Touch MCS0 54ch/Zoom Scan (7x7x7)/Cube 0: Measurement grid: dx=4mm, dy=4mm, dz=1.4mm
Reference Value = 1.289 V/m; Power Drift = 0.18 dB
Peak SAR (extrapolated) = 1.66 W/kg
SAR(1 g) = 0.393 W/kg; SAR(10 g) = 0.128 W/kg
Maximum value of SAR (measured) = 0.973 W/kg

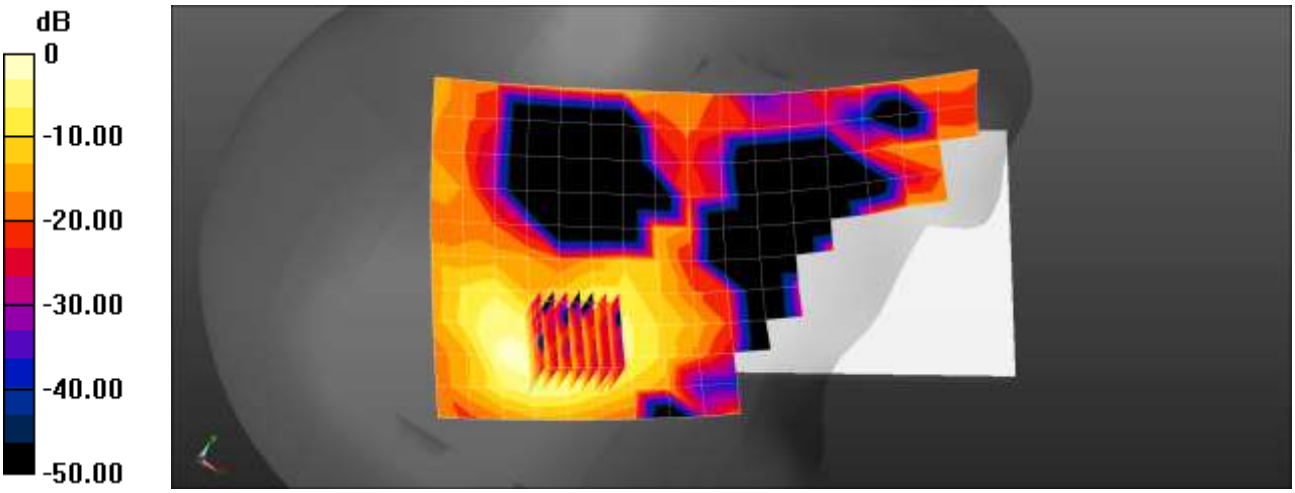

0 dB = 0.881 W/kg = −0.55 dBW/kg

Test Laboratory: HCT CO., LTD
EUT Type: Mobile Phone
Liquid Temperature: 21.5°C
Ambient Temperature: 21.6°C
Test Date: 02/18/2021
Plot No.: 37

DUT: SM-A526U; Type: Bar;

Communication System: UID 0, Bluetooth (0); Frequency: 2402 MHz;Duty Cycle: 1:1.3
Medium parameters used (interpolated): f = 2402 MHz; σ = 1.674 S/m; ε_r = 39.458; ρ = 1000 kg/m^3
Phantom section: Right Section

DASY5 Configuration:

- Probe: EX3DV4 - SN7622; ConvF(8.08, 8.08, 8.08) @ 2402 MHz; Calibrated: 2020-11-06
- Sensor-Surface: 1.4mm (Mechanical Surface Detection)
- Electronics: DAE4 Sn648; Calibrated: 2020-05-25
- Phantom: Twin-SAM V4.0 (20deg probe tilt)_1588_20200429
- Measurement SW: DASY52, Version 52.10 (4)

Bluetooth Head Right Tilt DH5 0ch/Area Scan (10x17x1): Measurement grid: dx=12mm, dy=12mm
Maximum value of SAR (measured) = 0.395 W/kg

Bluetooth Head Right Tilt DH5 0ch/Zoom Scan (7x7x7)/Cube 0: Measurement grid: dx=5mm, dy=5mm, dz=5mm
Reference Value = 11.35 V/m; Power Drift = -0.10 dB
Peak SAR (extrapolated) = 0.556 W/kg
SAR(1 g) = 0.220 W/kg; SAR(10 g) = 0.090 W/kg
Maximum value of SAR (measured) = 0.412 W/kg

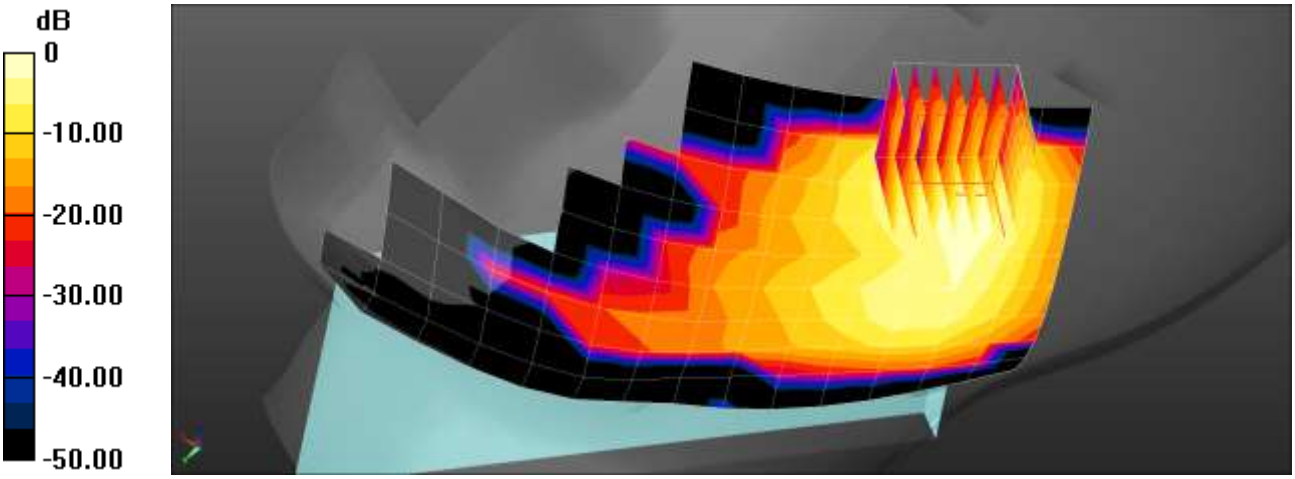

0 dB = 0.395 W/kg = −4.04 dBW/kg

Test Laboratory: HCT CO., LTD
EUT Type: Mobile Phone
Liquid Temperature: 20.9°C
Ambient Temperature: 21.1°C
Test Date: 02/04/2021
Plot No.: 38
DUT: SM-A526U; Type: Bar;

Communication System: UID 0, CDMA BC10 (FCC) (0); Frequency: 820 MHz;Duty Cycle: 1:1
Medium parameters used: f = 820 MHz; σ = 0.882 S/m; ε_r = 42.218; ρ = 1000 kg/m^3
Phantom section: Flat Section

DASY5 Configuration:

- Probe: EX3DV4 - SN3903; ConvF(9.61, 9.61, 9.61) @ 820 MHz; Calibrated: 2020-03-25
- Sensor-Surface: 1.4mm (Mechanical Surface Detection)
- Electronics: DAE4 Sn869; Calibrated: 2020-09-28
- Phantom: SAM_Right_20170913
- Measurement SW: DASY52, Version 52.10 (4)

CDMA BC10 Body Worn Rear 560ch/Area Scan (8x14x1): Measurement grid: dx=15mm, dy=15mm
Maximum value of SAR (measured) = 0.399 W/kg

CDMA BC10 Body Worn Rear 560ch/Zoom Scan (5x5x7)/Cube 0: Measurement grid: dx=8mm, dy=8mm, dz=5mm
Reference Value = 21.40 V/m; Power Drift = -0.02 dB
Peak SAR (extrapolated) = 0.429 W/kg
SAR(1 g) = 0.333 W/kg; SAR(10 g) = 0.253 W/kg
Maximum value of SAR (measured) = 0.398 W/kg

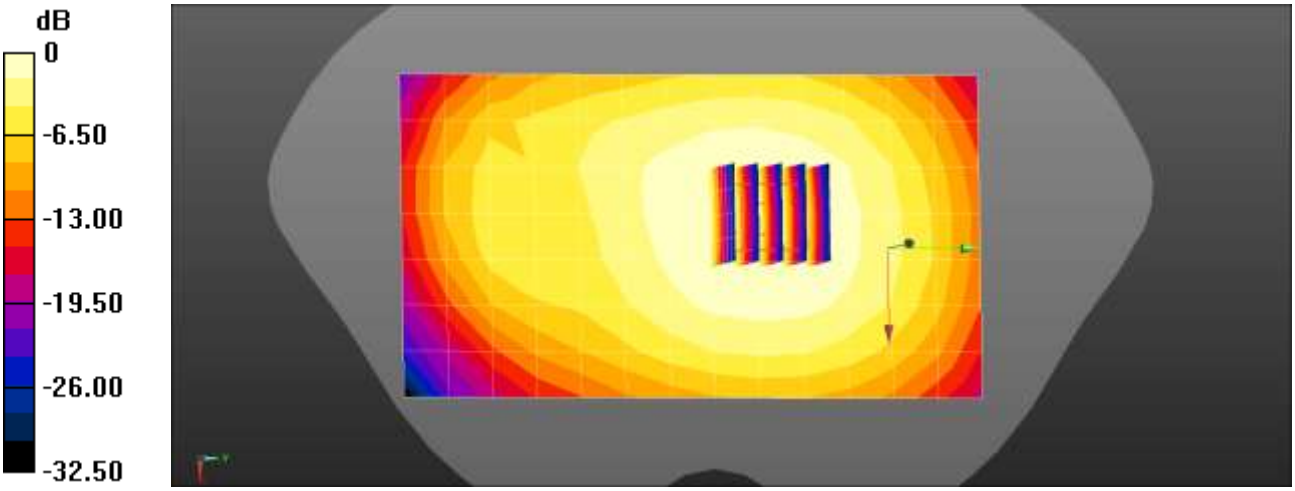

0 dB = 0.399 W/kg = −3.99 dBW/kg

Test Laboratory: HCT CO., LTD
EUT Type: Mobile Phone
Liquid Temperature: 21.4°C
Ambient Temperature: 21.6°C
Test Date: 02/03/2021
Plot No.: 39
DUT: SM-A526U; Type: Bar;

Communication System: UID 0, CDMA 835MHz FCC (0); Frequency: 836.52 MHz;Duty Cycle: 1:1
Medium parameters used (interpolated): f = 836.52 MHz; σ = 0.895 S/m; ε_r = 41.921; ρ = 1000 kg/m^3
Phantom section: Flat Section

DASY5 Configuration:

- Probe: EX3DV4 - SN3903; ConvF(9.61, 9.61, 9.61) @ 836.52 MHz; Calibrated: 2020-03-25
- Sensor-Surface: 1.4mm (Mechanical Surface Detection)
- Electronics: DAE4 Sn869; Calibrated: 2020-09-28
- Phantom: SAM_Right_20170913
- Measurement SW: DASY52, Version 52.10 (4)

CDMA BC0 BodyWorn Rear 384ch/Area Scan (8x14x1): Measurement grid: dx=15mm, dy=15mm
Maximum value of SAR (measured) = 0.388 W/kg

CDMA BC0 BodyWorn Rear 384ch/Zoom Scan (5x5x7)/Cube 0: Measurement grid: dx=8mm, dy=8mm, dz=5mm
Reference Value = 20.69 V/m; Power Drift = 0.03 dB
Peak SAR (extrapolated) = 0.420 W/kg
SAR(1 g) = 0.325 W/kg; SAR(10 g) = 0.246 W/kg
Maximum value of SAR (measured) = 0.389 W/kg

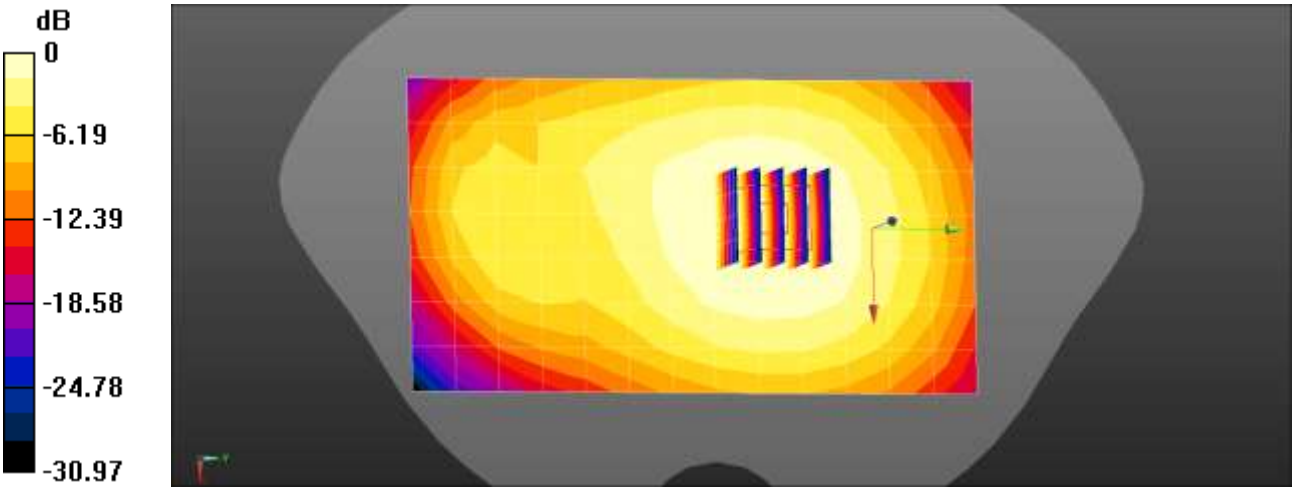

0 dB = 0.388 W/kg = −4.11 dBW/kg

Test Laboratory: HCT CO., LTD
EUT Type: Mobile Phone
Liquid Temperature: 21.4°C
Ambient Temperature: 21.6°C
Test Date: 02/03/2021
Plot No.: 40
DUT: SM-A526U; Type: Bar;

Communication System: UID 0, CDMA 835MHz FCC (0); Frequency: 836.52 MHz;Duty Cycle: 1:1
Medium parameters used (interpolated): f = 836.52 MHz; σ = 0.895 S/m; ε_r = 41.921; ρ = 1000 kg/m^3
Phantom section: Flat Section

DASY5 Configuration:

- Probe: EX3DV4 - SN3903; ConvF(9.61, 9.61, 9.61) @ 836.52 MHz; Calibrated: 2020-03-25
- Sensor-Surface: 1.4mm (Mechanical Surface Detection)
- Electronics: DAE4 Sn869; Calibrated: 2020-09-28
- Phantom: SAM_Right_20170913
- Measurement SW: DASY52, Version 52.10 (4)

CDMA BC0 BodyWorn Rear 384ch/Area Scan (8x14x1): Measurement grid: dx=15mm, dy=15mm
Maximum value of SAR (measured) = 0.419 W/kg

CDMA BC0 BodyWorn Rear 384ch/Zoom Scan (5x5x7)/Cube 0: Measurement grid: dx=8mm, dy=8mm, dz=5mm
Reference Value = 21.55 V/m; Power Drift = -0.04 dB
Peak SAR (extrapolated) = 0.449 W/kg
SAR(1 g) = 0.348 W/kg; SAR(10 g) = 0.263 W/kg
Maximum value of SAR (measured) = 0.416 W/kg

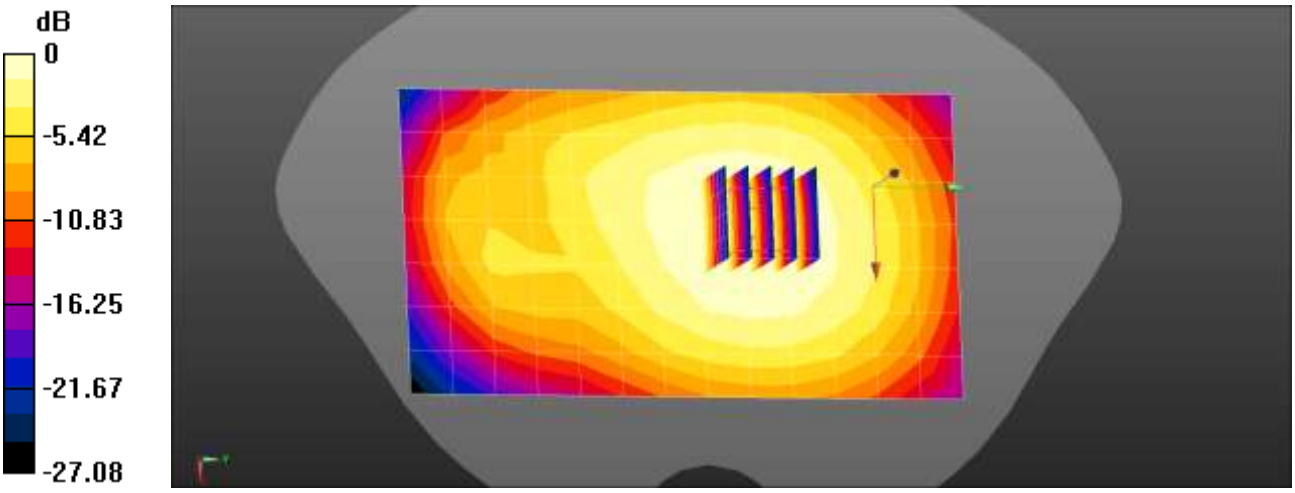

0 dB = 0.419 W/kg = −3.78 dBW/kg

Test Laboratory: HCT CO., LTD
EUT Type: Mobile Phone
Liquid Temperature: 22.3°C
Ambient Temperature: 22.4°C
Test Date: 02/08/2021
Plot No.: 41
DUT: SM-A526U; Type: Bar;

Communication System: UID 0, PCS CDMA (0); Frequency: 1880 MHz;Duty Cycle: 1:1
Medium parameters used: f = 1880 MHz; σ = 1.386 S/m; ε_r = 41.241; ρ = 1000 kg/m^3
Phantom section: Flat Section

DASY5 Configuration:

- Probe: EX3DV4 - SN7370; ConvF(8.19, 8.19, 8.19) @ 1880 MHz; Calibrated: 2020-08-31
- Sensor-Surface: 1.4mm (Mechanical Surface Detection)
- Electronics: DAE4 Sn1225; Calibrated: 2020-08-07
- Phantom: Twin-SAM V5.0 (20deg probe tilt)
- Measurement SW: DASY52, Version 52.10 (4)

PCS CDMA BodyWorn Front 600ch/Area Scan (8x14x1): Measurement grid: dx=15mm, dy=15mm
Maximum value of SAR (measured) = 0.397 W/kg

PCS CDMA BodyWorn Front 600ch/Zoom Scan (5x5x7)/Cube 0: Measurement grid: dx=8mm, dy=8mm, dz=5mm
Reference Value = 9.267 V/m; Power Drift = -0.10 dB
Peak SAR (extrapolated) = 0.502 W/kg
SAR(1 g) = 0.297 W/kg; SAR(10 g) = 0.178 W/kg
Maximum value of SAR (measured) = 0.423 W/kg

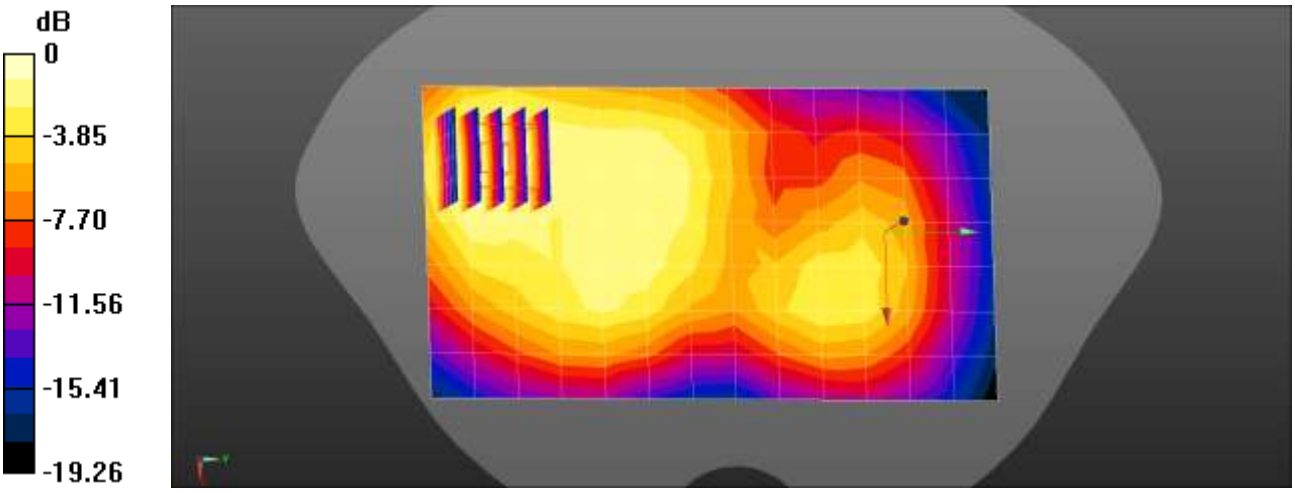

0 dB = 0.397 W/kg = −4.01 dBW/kg

Test Laboratory: HCT CO., LTD
EUT Type: Mobile Phone
Liquid Temperature: 22.3°C
Ambient Temperature: 22.4°C
Test Date: 02/08/2021
Plot No.: 42
DUT: SM-A526U; Type: Bar;

Communication System: UID 0, PCS CDMA (0); Frequency: 1880 MHz;Duty Cycle: 1:1
Medium parameters used: f = 1880 MHz; σ = 1.386 S/m; ε_r = 41.241; ρ = 1000 kg/m^3
Phantom section: Flat Section

DASY5 Configuration:

- Probe: EX3DV4 - SN7370; ConvF(8.19, 8.19, 8.19) @ 1880 MHz; Calibrated: 2020-08-31
- Sensor-Surface: 1.4mm (Mechanical Surface Detection)
- Electronics: DAE4 Sn1225; Calibrated: 2020-08-07
- Phantom: Twin-SAM V5.0 (20deg probe tilt)
- Measurement SW: DASY52, Version 52.10 (4)

PCS CDMA BodyWorn Front 600ch/Area Scan (8x14x1): Measurement grid: dx=15mm, dy=15mm
Maximum value of SAR (measured) = 0.385 W/kg

PCS CDMA BodyWorn Front 600ch/Zoom Scan (5x5x7)/Cube 0: Measurement grid: dx=8mm, dy=8mm, dz=5mm
Reference Value = 8.758 V/m; Power Drift = -0.19 dB
Peak SAR (extrapolated) = 0.472 W/kg
SAR(1 g) = 0.278 W/kg; SAR(10 g) = 0.166 W/kg
Maximum value of SAR (measured) = 0.400 W/kg

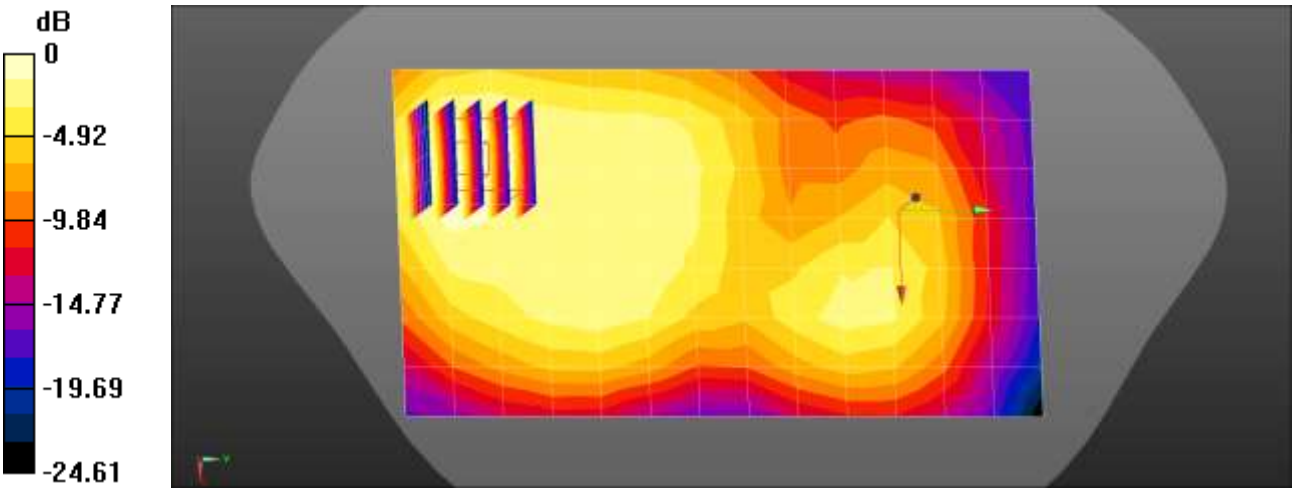

0 dB = 0.385 W/kg = −4.14 dBW/kg

Test Laboratory: HCT CO., LTD
EUT Type: Mobile Phone
Liquid Temperature: 21.6°C
Ambient Temperature: 21.8°C
Test Date: 02/01/2021
Plot No.: 43
DUT: SM-A526U; Type: Bar;

Communication System: UID 0, GSM850 GPRS 2TX (0); Frequency: 836.6 MHz;Duty Cycle: 1:4.14954
Medium parameters used (interpolated): f = 836.6 MHz; σ = 0.885 S/m; ε_r = 41.923; ρ = 1000 kg/m^3
Phantom section: Flat Section

DASY5 Configuration:

- Probe: EX3DV4 - SN3903; ConvF(9.61, 9.61, 9.61) @ 836.6 MHz; Calibrated: 2020-03-25
- Sensor-Surface: 1.4mm (Mechanical Surface Detection)
- Electronics: DAE4 Sn869; Calibrated: 2020-09-28
- Phantom: SAM_Right_20170913
- Measurement SW: DASY52, Version 52.10 (4)

GSM850 Body worn Front 190ch 2Tx/Area Scan (8x14x1): Measurement grid: dx=15mm, dy=15mm
Maximum value of SAR (measured) = 0.409 W/kg

GSM850 Body worn Front 190ch 2Tx/Zoom Scan (5x5x7)/Cube 0: Measurement grid: dx=8mm, dy=8mm, dz=5mm
Reference Value = 22.13 V/m; Power Drift = -0.02 dB
Peak SAR (extrapolated) = 0.450 W/kg
SAR(1 g) = 0.346 W/kg; SAR(10 g) = 0.262 W/kg
Maximum value of SAR (measured) = 0.411 W/kg

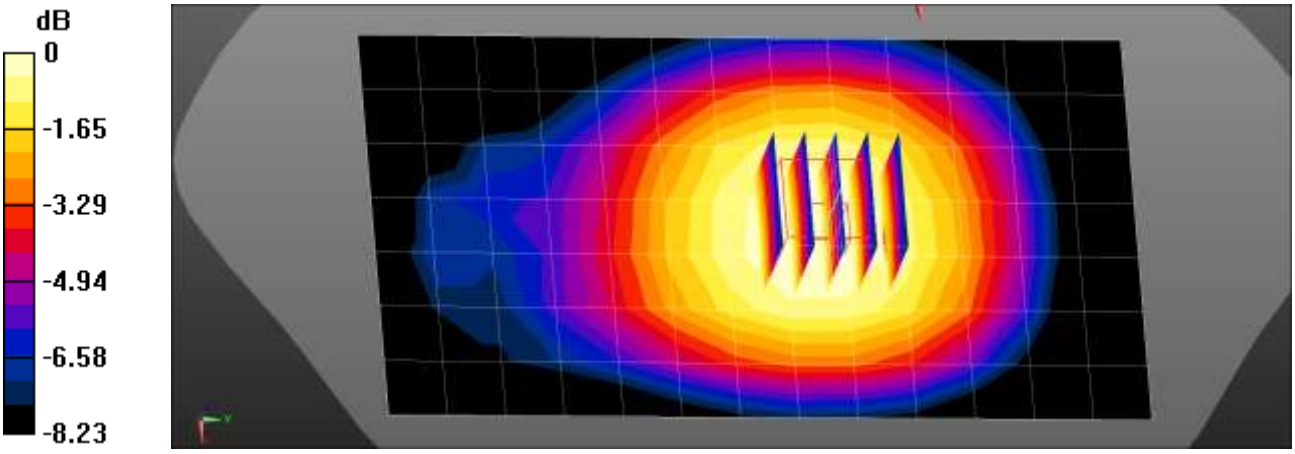

0 dB = 0.411 W/kg = −3.86 dBW/kg

Test Laboratory: HCT CO., LTD
EUT Type: Mobile Phone
Liquid Temperature: 21.0°C
Ambient Temperature: 21.2°C
Test Date: 02/09/2021
Plot No.: 44

DUT: SM-A526U; Type: Bar;

Communication System: UID 0, GSM 1900 2Tx (0); Frequency: 1880 MHz;Duty Cycle: 1:4.14954
Medium parameters used: f = 1880 MHz; σ = 1.387 S/m; ε_r = 41.223; ρ = 1000 kg/m^3
Phantom section: Flat Section

DASY5 Configuration:

- Probe: EX3DV4 - SN7370; ConvF(8.19, 8.19, 8.19) @ 1880 MHz; Calibrated: 2020-08-31
- Sensor-Surface: 1.4mm (Mechanical Surface Detection)
- Electronics: DAE4 Sn1225; Calibrated: 2020-08-07
- Phantom: Twin-SAM V5.0 (20deg probe tilt)
- Measurement SW: DASY52, Version 52.10 (4)

GSM1900 BodyWorn Rear 2Tx 661ch/Area Scan (8x14x1): Measurement grid: dx=15mm, dy=15mm
Maximum value of SAR (measured) = 0.254 W/kg

GSM1900 BodyWorn Rear 2Tx 661ch/Zoom Scan (5x5x7)/Cube 0: Measurement grid: dx=8mm, dy=8mm, dz=5mm
Reference Value = 9.468 V/m; Power Drift = -0.02 dB
Peak SAR (extrapolated) = 0.348 W/kg
SAR(1 g) = 0.199 W/kg; SAR(10 g) = 0.113 W/kg
Maximum value of SAR (measured) = 0.291 W/kg

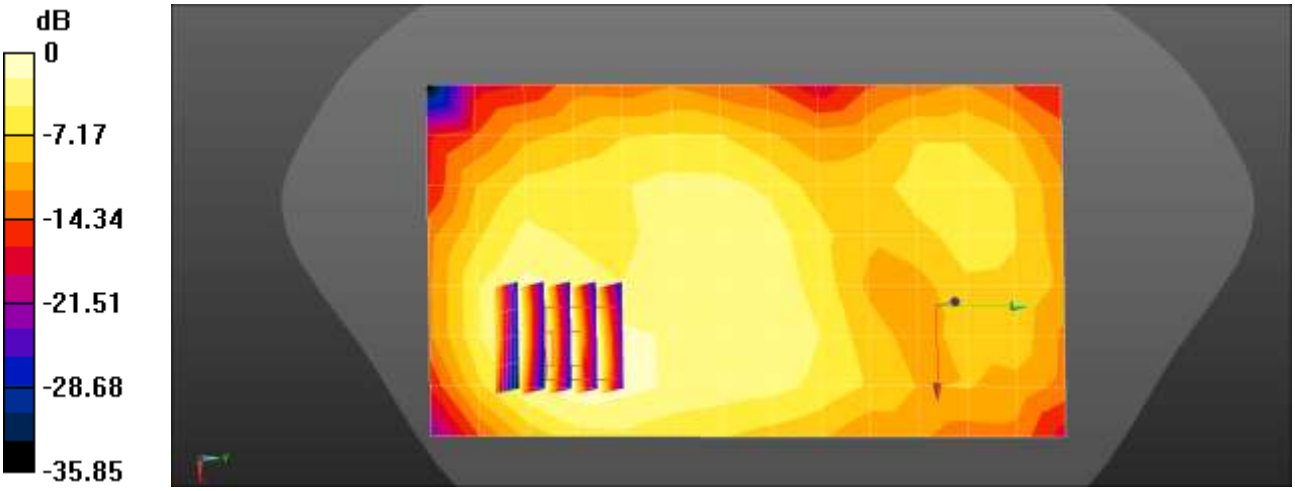

0 dB = 0.254 W/kg = −5.96 dBW/kg

Test Laboratory: HCT CO., LTD
EUT Type: Mobile Phone
Liquid Temperature: 20.6°C
Ambient Temperature: 20.8°C
Test Date: 01/29/2021
Plot No.: 45
DUT: SM-A526U; Type: Bar;

Communication System: UID 0, UMTS B5 (0); Frequency: 836.6 MHz;Duty Cycle: 1:1
Medium parameters used (interpolated): f = 836.6 MHz; σ = 0.887 S/m; ε_r = 41.837; ρ = 1000 kg/m^3
Phantom section: Flat Section

DASY5 Configuration:

- Probe: EX3DV4 - SN3903; ConvF(9.61, 9.61, 9.61) @ 836.6 MHz; Calibrated: 2020-03-25
- Sensor-Surface: 1.4mm (Mechanical Surface Detection)
- Electronics: DAE4 Sn869; Calibrated: 2020-09-28
- Phantom: SAM_Right_20170913
- Measurement SW: DASY52, Version 52.10 (4)

UMTS B5 BodyWorn Front 4183ch/Area Scan (8x14x1): Measurement grid: dx=15mm, dy=15mm
Maximum value of SAR (measured) = 0.309 W/kg

UMTS B5 BodyWorn Front 4183ch/Zoom Scan (5x5x7)/Cube 0: Measurement grid: dx=8mm, dy=8mm, dz=5mm
Reference Value = 19.01 V/m; Power Drift = 0.02 dB
Peak SAR (extrapolated) = 0.334 W/kg
SAR(1 g) = 0.258 W/kg; SAR(10 g) = 0.196 W/kg
Maximum value of SAR (measured) = 0.310 W/kg

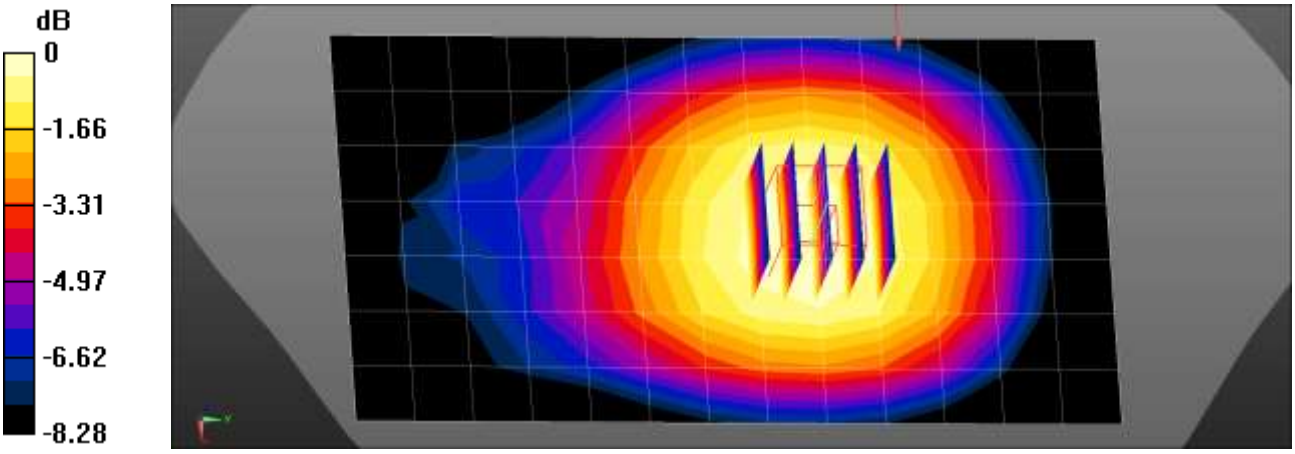

0 dB = 0.310 W/kg = −5.09 dBW/kg

Test Laboratory: HCT CO., LTD
EUT Type: Mobile Phone
Liquid Temperature: 21.7°C
Ambient Temperature: 21.9°C
Test Date: 01/28/2021
Plot No.: 46
DUT: SM-A526U; Type: Bar;

Communication System: UID 0, UMTS B4 (0); Frequency: 1732.4 MHz;Duty Cycle: 1:1
Medium parameters used (interpolated): f = 1732.4 MHz; σ = 1.334 S/m; ε_r = 41.648; ρ = 1000 kg/m^3
Phantom section: Flat Section

DASY5 Configuration:

- Probe: EX3DV4 - SN3903; ConvF(8.62, 8.62, 8.62) @ 1732.4 MHz; Calibrated: 2020-03-25
- Sensor-Surface: 1.4mm (Mechanical Surface Detection)
- Electronics: DAE4 Sn869; Calibrated: 2020-09-28
- Phantom: SAM_Left_20170913
- Measurement SW: DASY52, Version 52.10 (4)

UMTS B4 Body Worn Rear 1412ch/Area Scan (8x14x1): Measurement grid: dx=15mm, dy=15mm
Maximum value of SAR (measured) = 0.222 W/kg

UMTS B4 Body Worn Rear 1412ch/Zoom Scan (5x5x7)/Cube 0: Measurement grid: dx=8mm, dy=8mm, dz=5mm
Reference Value = 9.315 V/m; Power Drift = -0.08 dB
Peak SAR (extrapolated) = 0.267 W/kg
SAR(1 g) = 0.174 W/kg; SAR(10 g) = 0.115 W/kg
Maximum value of SAR (measured) = 0.233 W/kg

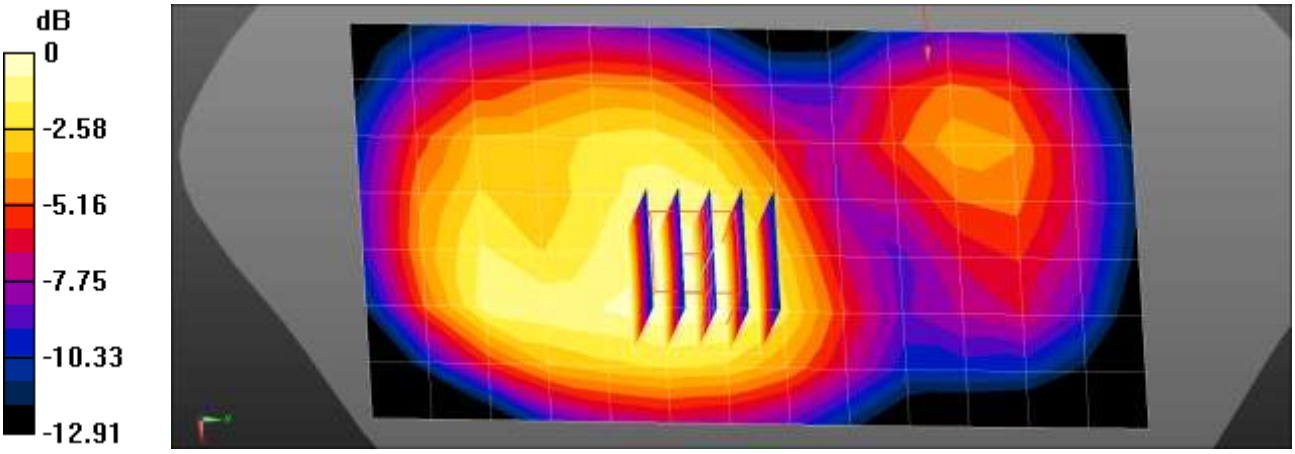

0 dB = 0.233 W/kg = −6.33 dBW/kg

Test Laboratory: HCT CO., LTD
EUT Type: Mobile Phone
Liquid Temperature: 21.7°C
Ambient Temperature: 21.9°C
Test Date: 01/28/2021
Plot No.: 47
DUT: SM-A526U; Type: Bar;

Communication System: UID 0, UMTS B2 (0); Frequency: 1880 MHz;Duty Cycle: 1:1
Medium parameters used: f = 1880 MHz; σ = 1.377 S/m; ε_r = 41.105; ρ = 1000 kg/m^3
Phantom section: Flat Section

DASY5 Configuration:

- Probe: EX3DV4 - SN3903; ConvF(8.31, 8.31, 8.31) @ 1880 MHz; Calibrated: 2020-03-25
- Sensor-Surface: 1.4mm (Mechanical Surface Detection)
- Electronics: DAE4 Sn869; Calibrated: 2020-09-28
- Phantom: SAM_Left_20170913
- Measurement SW: DASY52, Version 52.10 (4)

UMTS B2 BodyWorn Rear 9400ch/Area Scan (8x14x1): Measurement grid: dx=15mm, dy=15mm
Maximum value of SAR (measured) = 0.216 W/kg

UMTS B2 BodyWorn Rear 9400ch/Zoom Scan (5x5x7)/Cube 0: Measurement grid: dx=8mm, dy=8mm, dz=5mm
Reference Value = 11.31 V/m; Power Drift = -0.15 dB
Peak SAR (extrapolated) = 0.263 W/kg
SAR(1 g) = 0.156 W/kg; SAR(10 g) = 0.092 W/kg
Maximum value of SAR (measured) = 0.220 W/kg

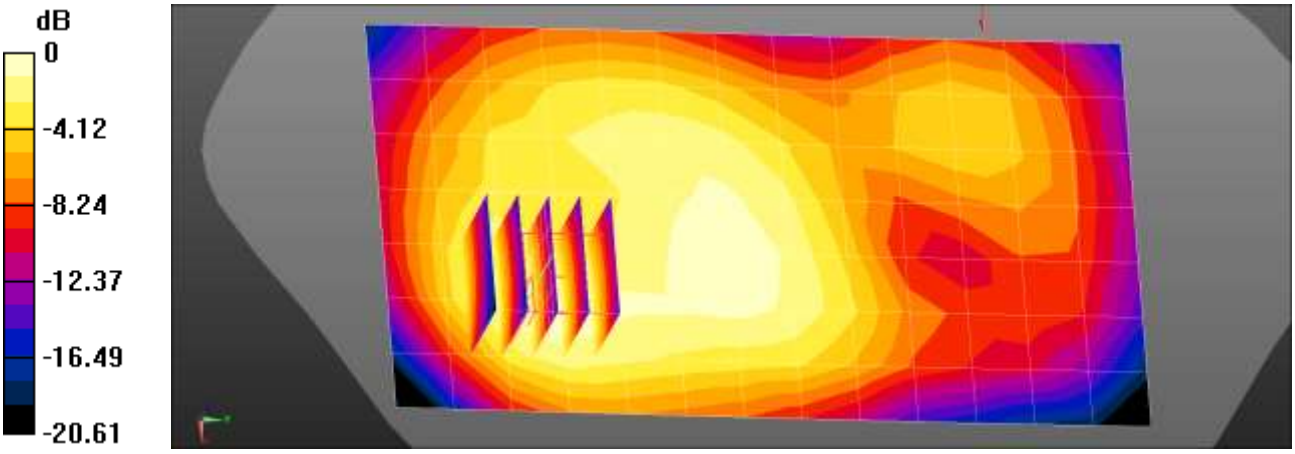

0 dB = 0.220 W/kg = −6.58 dBW/kg

Test Laboratory: HCT CO., LTD
EUT Type: Mobile Phone
Liquid Temperature: 22.3°C
Ambient Temperature: 22.4°C
Test Date: 02/10/2021
Plot No.: 48
DUT: SM-A526U; Type: Bar;

Communication System: UID 0, LTE Band7 (0); Frequency: 2560 MHz;Duty Cycle: 1:1
Medium parameters used: f = 2560 MHz; σ = 1.993 S/m; ε_r = 40.579; ρ = 1000 kg/m^3
Phantom section: Flat Section

DASY5 Configuration:

- Probe: EX3DV4 - SN7370; ConvF(7.35, 7.35, 7.35) @ 2560 MHz; Calibrated: 2020-08-31
- Sensor-Surface: 1.4mm (Mechanical Surface Detection)
- Electronics: DAE4 Sn1225; Calibrated: 2020-08-07
- Phantom: Twin-SAM V4.0 (20deg probe tilt)_1588_20200429
- Measurement SW: DASY52, Version 52.10 (4)

LTE Band 7 BodyWorn Front QPSK 20MHz 1RB 49offset 21350ch/Area Scan (10x17x1): Measurement grid: dx=12mm, dy=12mm
Maximum value of SAR (measured) = 0.367 W/kg

LTE Band 7 BodyWorn Front QPSK 20MHz 1RB 49offset 21350ch/Zoom Scan (7x7x7)/Cube 0:
Measurement grid: dx=5mm, dy=5mm, dz=5mm
Reference Value = 7.037 V/m; Power Drift = 0.04 dB
Peak SAR (extrapolated) = 0.475 W/kg
SAR(1 g) = 0.239 W/kg; SAR(10 g) = 0.128 W/kg
Maximum value of SAR (measured) = 0.378 W/kg

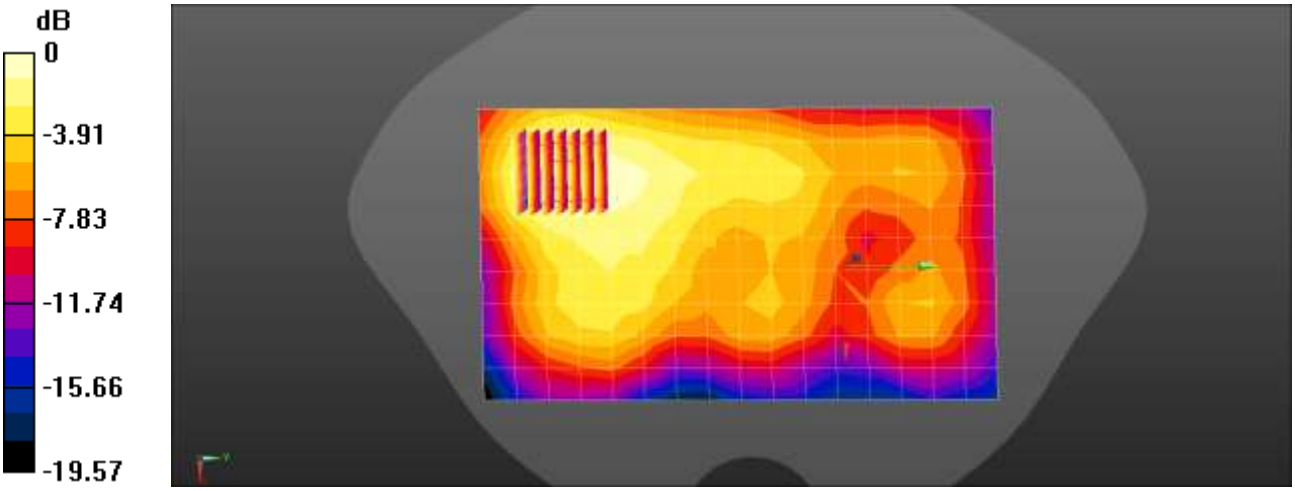

0 dB = 0.367 W/kg = −4.36 dBW/kg

est Laboratory: HCT CO., LTD
EUT Type: Mobile Phone
Liquid Temperature: 22.2°C
Ambient Temperature: 22.4°C
Test Date: 02/02/2021
Plot No.: 49
DUT: SM-A526U; Type: Bar;

Communication System: UID 0, LTE Band 12 (0); Frequency: 707.5 MHz;Duty Cycle: 1:1
Medium parameters used (interpolated): f = 707.5 MHz; σ = 0.858 S/m; ε_r = 42.954; ρ = 1000 kg/m^3
Phantom section: Flat Section

DASY5 Configuration:

- Probe: EX3DV4 - SN3903; ConvF(9.86, 9.86, 9.86) @ 707.5 MHz; Calibrated: 2020-03-25
- Sensor-Surface: 1.4mm (Mechanical Surface Detection)
- Electronics: DAE4 Sn869; Calibrated: 2020-09-28
- Phantom: SAM_Right_20170913
- Measurement SW: DASY52, Version 52.10 (4)

LTE Band12 BodyWorn Rear QPSK 10MHz 1RB 49offset 23095ch/Area Scan (8x14x1): Measurement grid: dx=15mm, dy=15mm
Maximum value of SAR (measured) = 0.247 W/kg

LTE Band12 BodyWorn Rear QPSK 10MHz 1RB 49offset 23095ch/Zoom Scan (5x5x7)/Cube 0:
Measurement grid: dx=8mm, dy=8mm, dz=5mm
Reference Value = 17.89 V/m; Power Drift = 0.02 dB
Peak SAR (extrapolated) = 0.267 W/kg
SAR(1 g) = 0.217 W/kg; SAR(10 g) = 0.170 W/kg
Maximum value of SAR (measured) = 0.252 W/kg

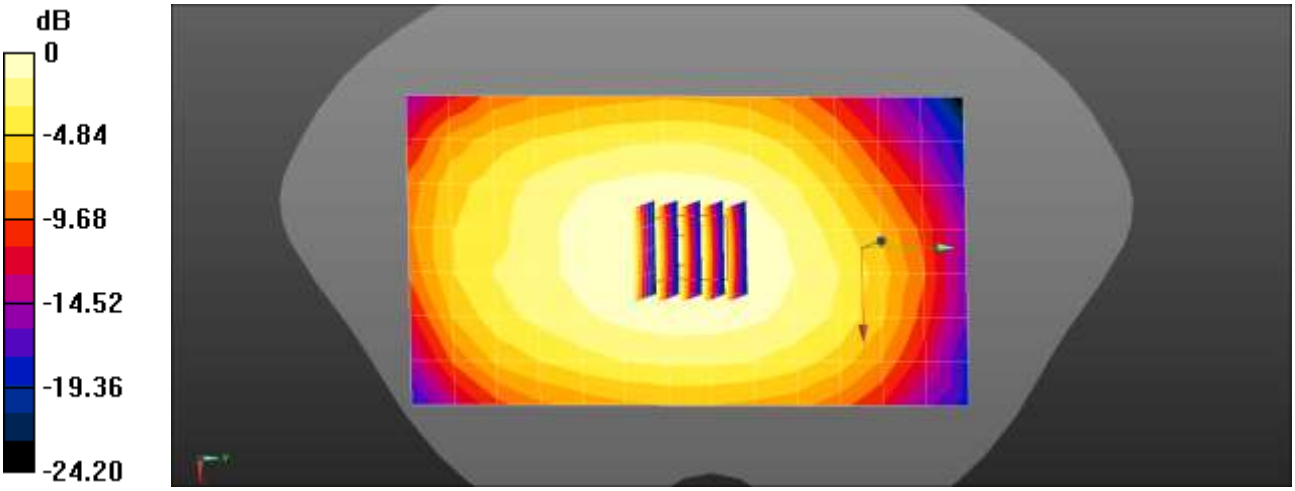

0 dB = 0.247 W/kg = −6.07 dBW/kg

Test Laboratory: HCT CO., LTD
EUT Type: Mobile Phone
Liquid Temperature: 20.8°C
Ambient Temperature: 21.0°C
Test Date: 02/05/2021
Plot No.: 50
DUT: SM-A526U; Type: Bar;

Communication System: UID 0, LTE Band 13 (0); Frequency: 782 MHz;Duty Cycle: 1:1
Medium parameters used (interpolated): f = 782 MHz; σ = 0.93 S/m; ε_r = 42.016; ρ = 1000 kg/m^3
Phantom section: Flat Section

DASY5 Configuration:

- Probe: EX3DV4 - SN3903; ConvF(9.86, 9.86, 9.86) @ 782 MHz; Calibrated: 2020-03-25
- Sensor-Surface: 1.4mm (Mechanical Surface Detection)
- Electronics: DAE4 Sn869; Calibrated: 2020-09-28
- Phantom: SAM_Right_20170913
- Measurement SW: DASY52, Version 52.10 (4)

LTE Band13 BodyWorn Rear QPSK 10MHz 1RB 0offset 23230ch/Area Scan (8x14x1): Measurement grid: dx=15mm, dy=15mm
Maximum value of SAR (measured) = 0.336 W/kg

LTE Band13 BodyWorn Rear QPSK 10MHz 1RB 0offset 23230ch/Zoom Scan (5x5x7)/Cube 0:
Measurement grid: dx=8mm, dy=8mm, dz=5mm
Reference Value = 20.28 V/m; Power Drift = -0.04 dB
Peak SAR (extrapolated) = 0.362 W/kg
SAR(1 g) = 0.287 W/kg; SAR(10 g) = 0.221 W/kg
Maximum value of SAR (measured) = 0.338 W/kg

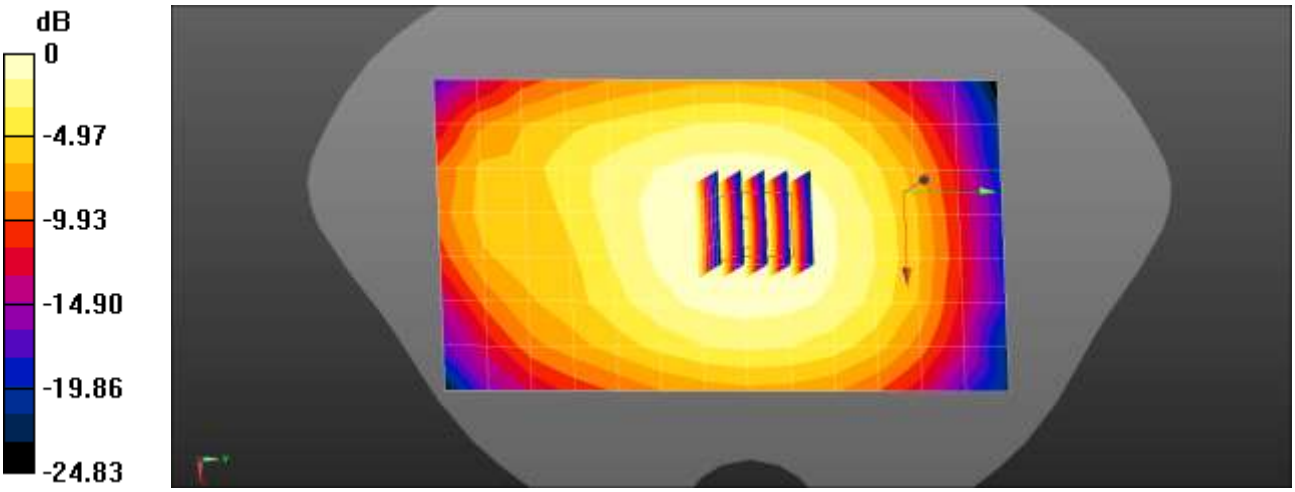

0 dB = 0.336 W/kg = −4.73 dBW/kg

Test Laboratory: HCT CO., LTD
EUT Type: Mobile Phone
Liquid Temperature: 19.8°C
Ambient Temperature: 20.0°C
Test Date: 02/08/2021
Plot No.: 51

DUT: SM-A526U; Type: Bar;

Communication System: UID 0, LTE 14 (0); Frequency: 793 MHz;Duty Cycle: 1:1
Medium parameters used (interpolated): f = 793 MHz; σ = 0.935 S/m; ε_r = 41.851; ρ = 1000 kg/m^3
Phantom section: Flat Section

DASY5 Configuration:

- Probe: EX3DV4 - SN3903; ConvF(9.86, 9.86, 9.86) @ 793 MHz; Calibrated: 2020-03-25
- Sensor-Surface: 1.4mm (Mechanical Surface Detection)
- Electronics: DAE4 Sn869; Calibrated: 2020-09-28
- Phantom: SAM_Right_20170913
- Measurement SW: DASY52, Version 52.10 (4)

LTE Band14 BodyWorn Rear QPSK 10MHz 1RB 0offset 23330ch/Area Scan (8x14x1): Measurement grid: dx=15mm, dy=15mm
Maximum value of SAR (measured) = 0.302 W/kg

LTE Band14 BodyWorn Rear QPSK 10MHz 1RB 0offset 23330ch/Zoom Scan (5x5x7)/Cube 0:
Measurement grid: dx=8mm, dy=8mm, dz=5mm
Reference Value = 18.75 V/m; Power Drift = -0.03 dB
Peak SAR (extrapolated) = 0.327 W/kg
SAR(1 g) = 0.258 W/kg; SAR(10 g) = 0.199 W/kg
Maximum value of SAR (measured) = 0.305 W/kg

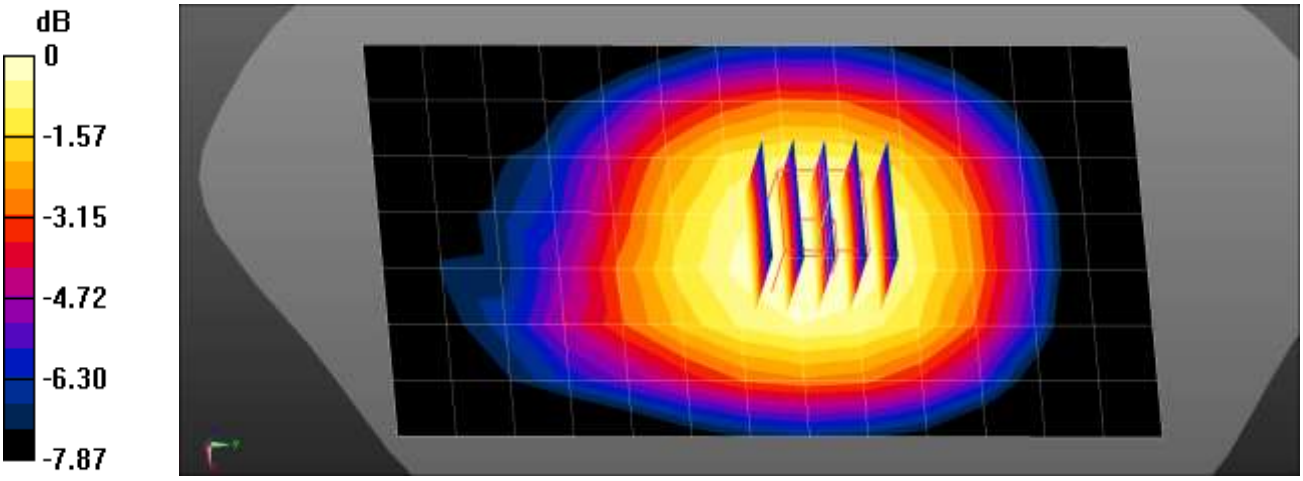

0 dB = 0.305 W/kg = −5.16 dBW/kg

Test Laboratory: HCT CO., LTD
EUT Type: Mobile Phone
Liquid Temperature: 22.0°C
Ambient Temperature: 22.1°C
Test Date: 02/04/2021
Plot No.: 52
DUT: SM-A526U; Type: Bar;

Communication System: UID 0, LTE Band25 (0); Frequency: 1905 MHz;Duty Cycle: 1:1
Medium parameters used (interpolated): f = 1905 MHz; σ = 1.451 S/m; ε_r = 41.061; ρ = 1000 kg/m^3
Phantom section: Flat Section

DASY5 Configuration:

- Probe: EX3DV4 - SN7370; ConvF(8.19, 8.19, 8.19) @ 1905 MHz; Calibrated: 2020-08-31
- Sensor-Surface: 1.4mm (Mechanical Surface Detection)
- Electronics: DAE4 Sn1225; Calibrated: 2020-08-07
- Phantom: Twin-SAM V5.0 (20deg probe tilt)
- Measurement SW: DASY52, Version 52.10 (4)

LTE Band 25 BodyWorn Front QPSK 20MHz 1RB 0offset 26590ch/Area Scan (8x14x1): Measurement grid: dx=15mm, dy=15mm
Maximum value of SAR (measured) = 0.437 W/kg

LTE Band 25 BodyWorn Front QPSK 20MHz 1RB 0offset 26590ch/Zoom Scan (5x5x7)/Cube 0:
Measurement grid: dx=8mm, dy=8mm, dz=5mm
Reference Value = 11.33 V/m; Power Drift = -0.04 dB
Peak SAR (extrapolated) = 0.514 W/kg
SAR(1 g) = 0.306 W/kg; SAR(10 g) = 0.184 W/kg
Maximum value of SAR (measured) = 0.432 W/kg

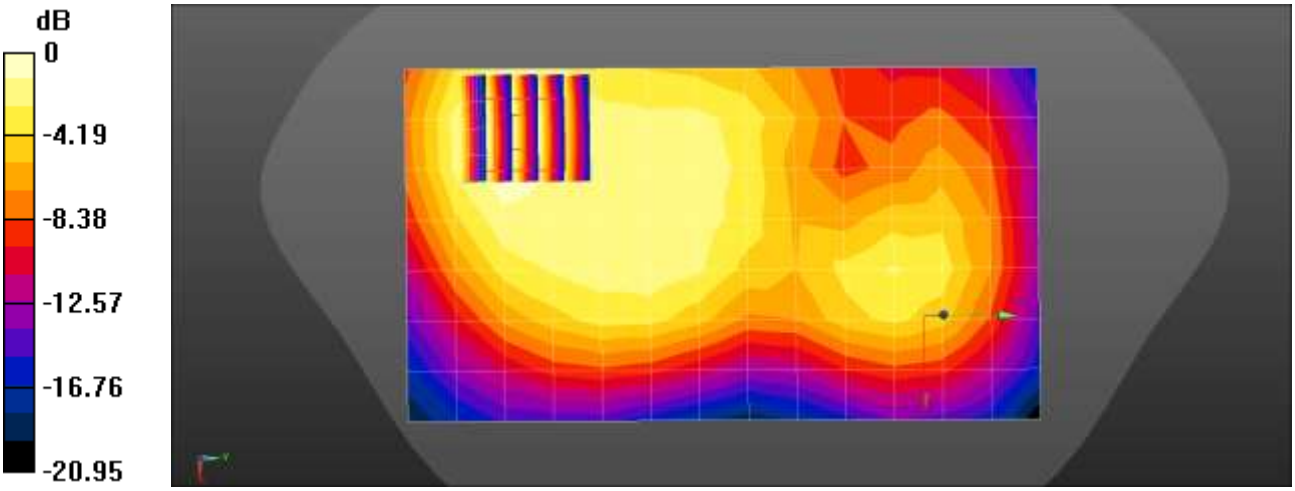

0 dB = 0.437 W/kg = −3.59 dBW/kg

Test Laboratory: HCT CO., LTD
EUT Type: Mobile Phone
Liquid Temperature: 19.9°C
Ambient Temperature: 20.1°C
Test Date: 02/09/2021
Plot No.: 53
DUT: SM-A526U; Type: Bar;

Communication System: UID 0, LTE Band 26 (0); Frequency: 831.5 MHz;Duty Cycle: 1:1
Medium parameters used (interpolated): f = 831.5 MHz; σ = 0.886 S/m; ε_r = 42.014; ρ = 1000 kg/m^3
Phantom section: Flat Section

DASY5 Configuration:

- Probe: EX3DV4 - SN3903; ConvF(9.61, 9.61, 9.61) @ 831.5 MHz; Calibrated: 2020-03-25
- Sensor-Surface: 1.4mm (Mechanical Surface Detection)
- Electronics: DAE4 Sn869; Calibrated: 2020-09-28
- Phantom: SAM_Right_20170913
- Measurement SW: DASY52, Version 52.10 (4)

LTE Band26 BodyWorn Rear QPSK 15MHz 1RB 0offset 26865ch/Area Scan (8x14x1): Measurement grid: dx=15mm, dy=15mm
Maximum value of SAR (measured) = 0.312 W/kg

LTE Band26 BodyWorn Rear QPSK 15MHz 1RB 0offset 26865ch/Zoom Scan (5x5x7)/Cube 0:
Measurement grid: dx=8mm, dy=8mm, dz=5mm
Reference Value = 18.70 V/m; Power Drift = 0.10 dB
Peak SAR (extrapolated) = 0.335 W/kg
SAR(1 g) = 0.260 W/kg; SAR(10 g) = 0.198 W/kg
Maximum value of SAR (measured) = 0.311 W/kg

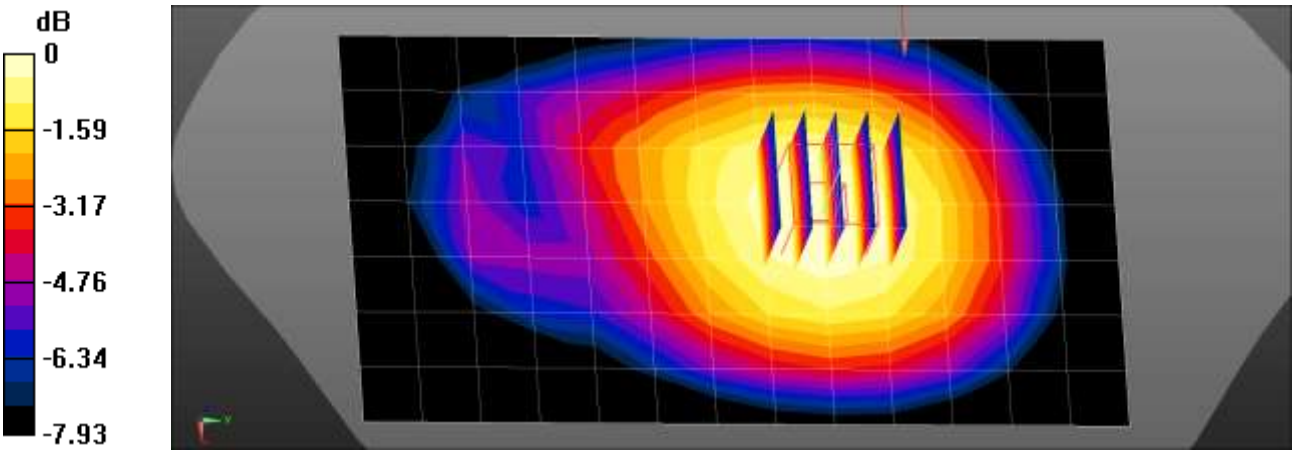

0 dB = 0.311 W/kg = −5.07 dBW/kg

Test Laboratory: HCT CO., LTD
EUT Type: Mobile Phone
Liquid Temperature: 22.3°C
Ambient Temperature: 22.5°C
Test Date: 02/15/2021
Plot No.: 54
DUT: SM-A526U; Type: Bar;

Communication System: UID 0, LTE Band 30 (0); Frequency: 2310 MHz;Duty Cycle: 1:1
Medium parameters used: f = 2310 MHz; σ = 1.702 S/m; ε_r = 40.85; ρ = 1000 kg/m^3
Phantom section: Flat Section

DASY5 Configuration:

- Probe: EX3DV4 - SN7370; ConvF(7.73, 7.73, 7.73) @ 2310 MHz; Calibrated: 2020-08-31
- Sensor-Surface: 1.4mm (Mechanical Surface Detection)
- Electronics: DAE4 Sn1225; Calibrated: 2020-08-07
- Phantom: Twin-SAM V4.0 (20deg probe tilt)_1588_20200429
- Measurement SW: DASY52, Version 52.10 (4)

LTE Band 30 BodyWorn Front QPSK 10MHz 1RB 0offset 27710ch/Area Scan (10x17x1): Measurement grid: dx=12mm, dy=12mm
Maximum value of SAR (measured) = 0.334 W/kg

LTE Band 30 BodyWorn Front QPSK 10MHz 1RB 0offset 27710ch/Zoom Scan (7x7x7)/Cube 0:
Measurement grid: dx=5mm, dy=5mm, dz=5mm
Reference Value = 9.367 V/m; Power Drift = -0.02 dB
Peak SAR (extrapolated) = 0.411 W/kg
SAR(1 g) = 0.231 W/kg; SAR(10 g) = 0.137 W/kg
Maximum value of SAR (measured) = 0.340 W/kg

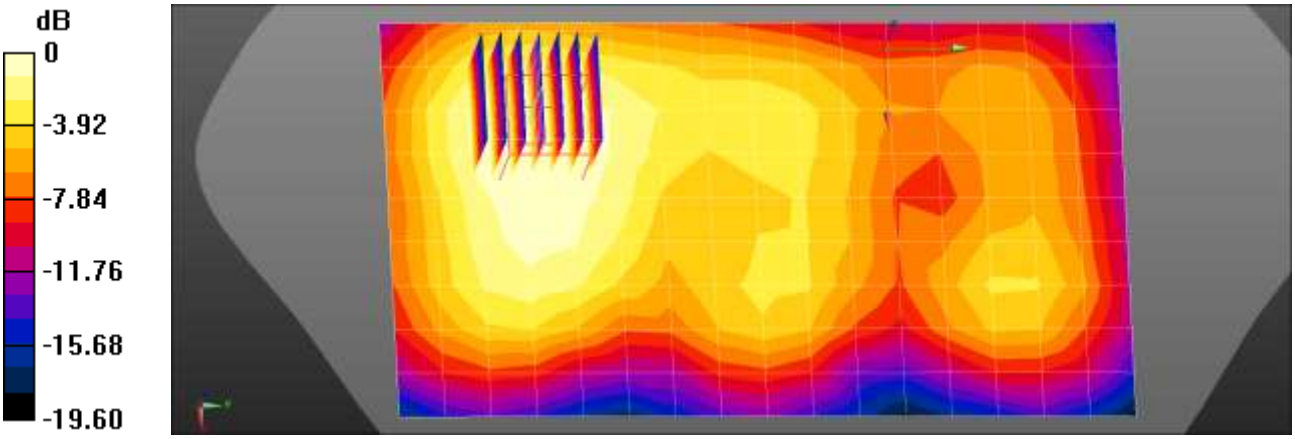

0 dB = 0.340 W/kg = −4.69 dBW/kg

Test Laboratory: HCT CO., LTD
EUT Type: Mobile Phone
Liquid Temperature: 21.5°C
Ambient Temperature: 21.6°C
Test Date: 02/21/2021
Plot No.: 55
DUT: SM-A526U; Type: Bar;

Communication System: UID 0, LTE Band 40 (0); Frequency: 2310 MHz;Duty Cycle: 1:1.58125
Medium parameters used: f = 2310 MHz; σ = 1.701 S/m; ε_r = 40.86; ρ = 1000 kg/m^3
Phantom section: Flat Section

DASY5 Configuration:

- Probe: EX3DV4 - SN7622; ConvF(8.37, 8.37, 8.37) @ 2310 MHz; Calibrated: 2020-11-06
- Sensor-Surface: 1.4mm (Mechanical Surface Detection)
- Electronics: DAE4 Sn648; Calibrated: 2020-05-25
- Phantom: Twin-SAM V4.0 (20deg probe tilt)_1588_20200429
- Measurement SW: DASY52, Version 52.10 (4)

LTE Band 40 BodyWorn Front QPSK 10MHz 1RB 24offset 38750ch/Area Scan (10x16x1): Measurement grid: dx=12mm, dy=12mm
Maximum value of SAR (measured) = 0.0150 W/kg

LTE Band 40 BodyWorn Front QPSK 10MHz 1RB 24offset 38750ch/Zoom Scan (7x7x7)/Cube 0:
Measurement grid: dx=5mm, dy=5mm, dz=5mm
Reference Value = 0 V/m; Power Drift = 0.01 dB
Peak SAR (extrapolated) = 0.0180 W/kg
SAR(1 g) = 0.00391 W/kg; SAR(10 g) = 0.00146 W/kg
Maximum value of SAR (measured) = 0.00992 W/kg

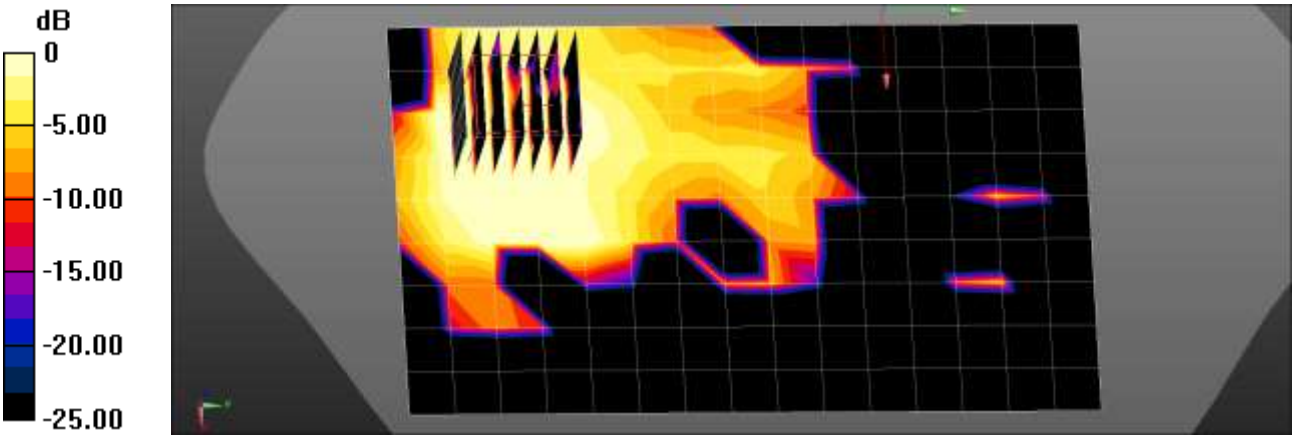

0 dB = 0.00992 W/kg = −20.03 dBW/kg

Test Laboratory: HCT CO., LTD
EUT Type: Mobile Phone
Liquid Temperature: 20.0°C
Ambient Temperature: 20.1°C
Test Date: 02/20/2021
Plot No.: 56

DUT: SM-A526U; Type: Bar;

Communication System: UID 0, LTE Band 40 (0); Frequency: 2355 MHz;Duty Cycle: 1:1.58125
Medium parameters used (interpolated): f = 2355 MHz; σ = 1.757 S/m; ε_r = 40.625; ρ = 1000 kg/m^3
Phantom section: Flat Section

DASY5 Configuration:

- Probe: EX3DV4 - SN7622; ConvF(8.37, 8.37, 8.37) @ 2355 MHz; Calibrated: 2020-11-06
- Sensor-Surface: 1.4mm (Mechanical Surface Detection)
- Electronics: DAE4 Sn648; Calibrated: 2020-05-25
- Phantom: Twin-SAM V4.0 (20deg probe tilt)_1588_20200429
- Measurement SW: DASY52, Version 52.10 (4)

LTE Band 40 BodyWorn Front QPSK 10MHz 25RB 24offset 39200ch/Area Scan (9x16x1):
Measurement grid: dx=12mm, dy=12mm
Maximum value of SAR (measured) = 0.0139 W/kg

LTE Band 40 BodyWorn Front QPSK 10MHz 25RB 24offset 39200ch/Zoom Scan (7x7x7)/Cube 0:
Measurement grid: dx=5mm, dy=5mm, dz=5mm
Reference Value = 0.6000 V/m; Power Drift = 0.16 dB
Peak SAR (extrapolated) = 0.0170 W/kg
SAR(1 g) = 0.00252 W/kg; SAR(10 g) = 0.000789 W/kg
Maximum value of SAR (measured) = 0.00836 W/kg

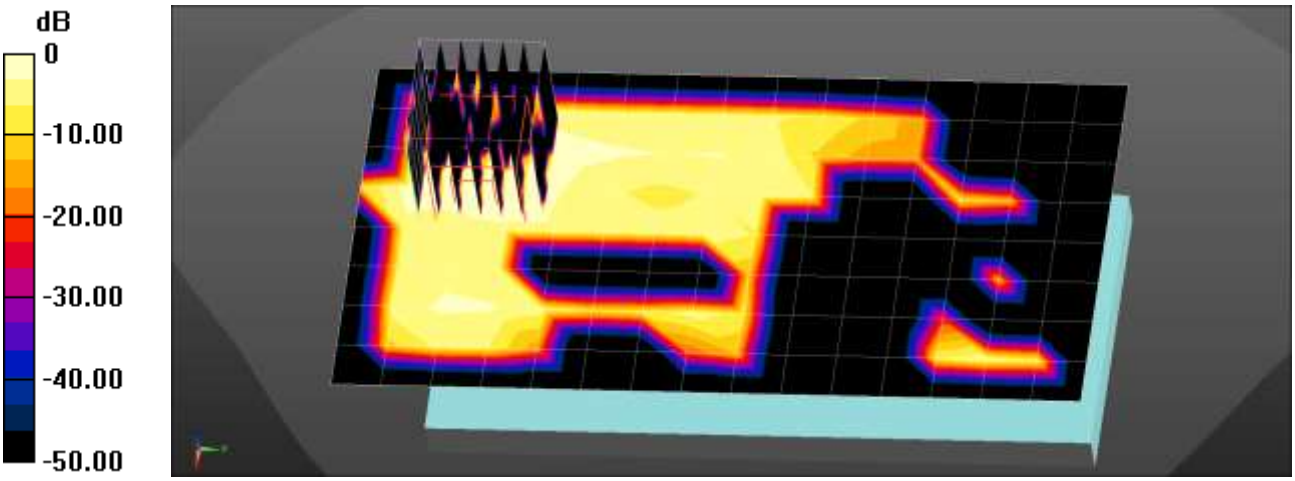

0 dB = 0.0139 W/kg = −18.57 dBW/kg

Test Laboratory: HCT CO., LTD
EUT Type: Mobile Phone
Liquid Temperature: 20.5°C
Ambient Temperature: 20.6°C
Test Date: 02/22/2021
Plot No.: 57
DUT: SM-A526U; Type: Bar;

Communication System: UID 0, LTE Band41 (0); Frequency: 2593 MHz;Duty Cycle: 1:2.31047
Medium parameters used (interpolated): f = 2593 MHz; σ = 2.023 S/m; ε_r = 40.43; ρ = 1000 kg/m^3
Phantom section: Flat Section

DASY5 Configuration:

- Probe: EX3DV4 - SN7370; ConvF(7.35, 7.35, 7.35) @ 2593 MHz; Calibrated: 2020-08-31
- Sensor-Surface: 1.4mm (Mechanical Surface Detection)
- Electronics: DAE4 Sn1225; Calibrated: 2020-08-07
- Phantom: Twin-SAM V4.0 (20deg probe tilt)_1588_20200429
- Measurement SW: DASY52, Version 52.10 (4)

LTE Band 41 BodyWorn Front QPSK 20MHz 1RB 99offset 40620ch/Area Scan (9x17x1): Measurement grid: dx=12mm, dy=12mm
Maximum value of SAR (measured) = 0.360 W/kg

LTE Band 41 BodyWorn Front QPSK 20MHz 1RB 99offset 40620ch/Zoom Scan (7x7x7)/Cube 0:
Measurement grid: dx=5mm, dy=5mm, dz=5mm
Reference Value = 6.187 V/m; Power Drift = -0.15 dB
Peak SAR (extrapolated) = 0.471 W/kg
SAR(1 g) = 0.232 W/kg; SAR(10 g) = 0.122 W/kg
Maximum value of SAR (measured) = 0.375 W/kg

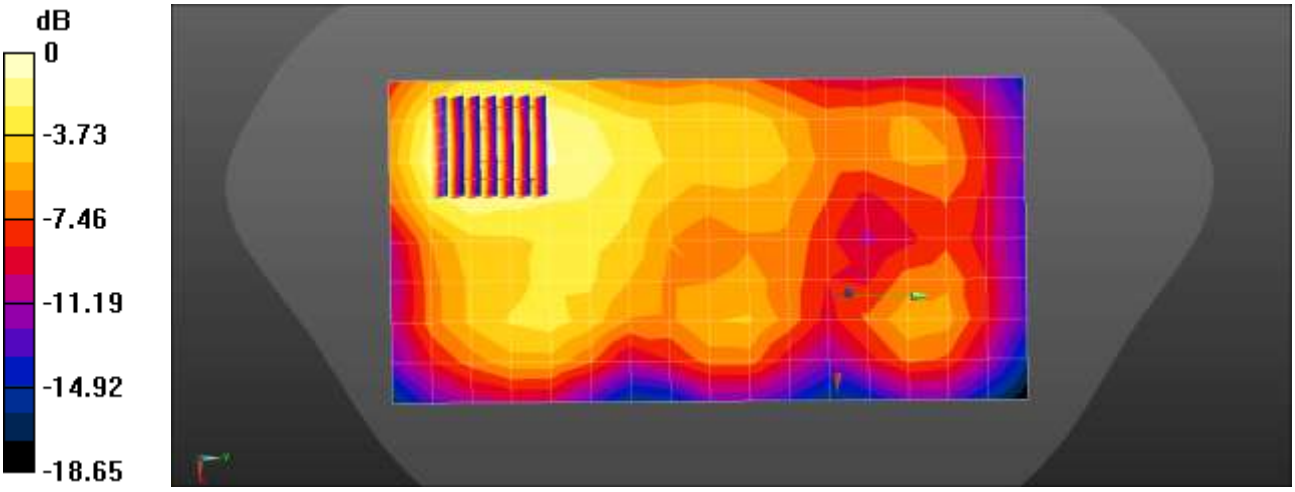

0 dB = 0.360 W/kg = −4.43 dBW/kg

Test Laboratory: HCT CO., LTD
EUT Type: Mobile Phone
Liquid Temperature: 20.5°C
Ambient Temperature: 20.6°C
Test Date: 02/22/2021
Plot No.: 58
DUT: SM-A526U; Type: Bar;

Communication System: UID 0, LTE Band41 (0); Frequency: 2593 MHz;Duty Cycle: 1:2.31047
Medium parameters used (interpolated): f = 2593 MHz; σ = 2.023 S/m; ε_r = 40.43; ρ = 1000 kg/m^3
Phantom section: Flat Section

DASY5 Configuration:

- Probe: EX3DV4 - SN7370; ConvF(7.35, 7.35, 7.35) @ 2593 MHz; Calibrated: 2020-08-31
- Sensor-Surface: 1.4mm (Mechanical Surface Detection)
- Electronics: DAE4 Sn1225; Calibrated: 2020-08-07
- Phantom: Twin-SAM V4.0 (20deg probe tilt)_1588_20200429
- Measurement SW: DASY52, Version 52.10 (4)

PCC: 2 593.0 MHz, 40620 CH/ SCC: 2 612.8 MHz, 40818 CH
LTE Band 41 BodyWorn Front QPSK 20MHz 1RB 99offset 40620ch/Area Scan (9x17x1): Measurement grid: dx=12mm, dy=12mm
Maximum value of SAR (measured) = 0.416 W/kg

LTE Band 41 BodyWorn Front QPSK 20MHz 1RB 99offset 40620ch/Zoom Scan (7x7x7)/Cube 0:
Measurement grid: dx=5mm, dy=5mm, dz=5mm
Reference Value = 6.826 V/m; Power Drift = -0.11 dB
Peak SAR (extrapolated) = 0.557 W/kg
SAR(1 g) = 0.273 W/kg; SAR(10 g) = 0.144 W/kg
Maximum value of SAR (measured) = 0.443 W/kg

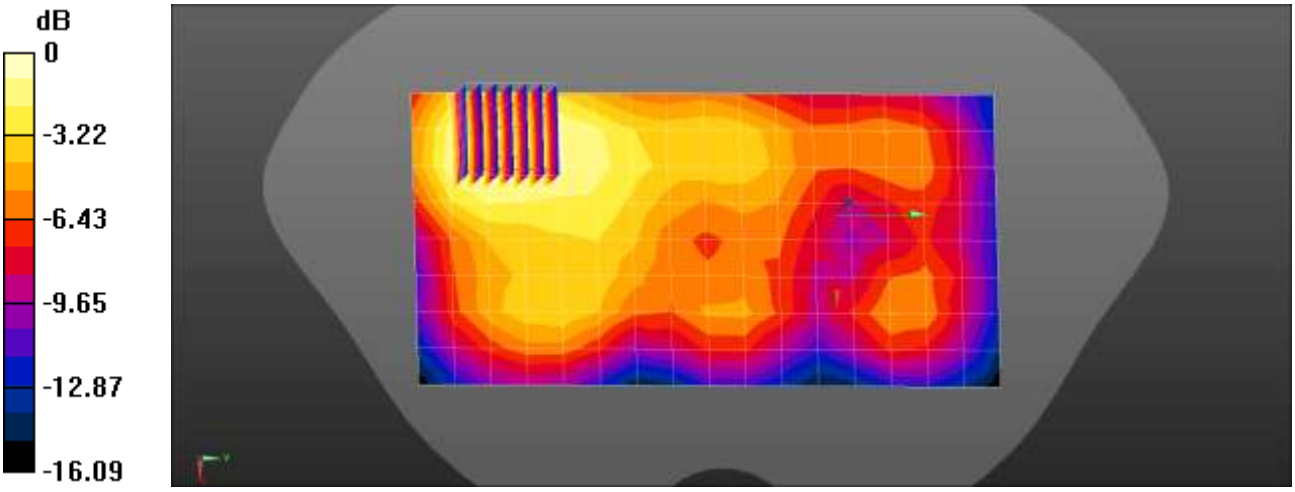

0 dB = 0.416 W/kg = −3.81 dBW/kg

Test Laboratory: HCT CO., LTD
EUT Type: Mobile Phone
Liquid Temperature: 21.2°C
Ambient Temperature: 21.3°C
Test Date: 02/17/2021
Plot No.: 59
DUT: SM-A526U; Type: Bar;

Communication System: UID 0, LTE Band 48 (0); Frequency: 3690 MHz;Duty Cycle: 1:1.58052
Medium parameters used: f = 3690 MHz; σ = 3.142 S/m; ε_r = 37.456; ρ = 1000 kg/m^3
Phantom section: Flat Section

DASY5 Configuration:

- Probe: EX3DV4 - SN7622; ConvF(7.15, 7.15, 7.15) @ 3690 MHz; Calibrated: 2020-11-06
- Sensor-Surface: 1.4mm (Mechanical Surface Detection)
- Electronics: DAE4 Sn648; Calibrated: 2020-05-25
- Phantom: Twin-SAM V8.0 (Left)
- Measurement SW: DASY52, Version 52.10 (4)

LTE Band 48 BodyWorn Rear QPSK 20MHz 1RB 49offset 56640ch/Area Scan (11x19x1): Measurement grid: dx=10mm, dy=10mm
Maximum value of SAR (measured) = 0.117 W/kg

LTE Band 48 BodyWorn Rear QPSK 20MHz 1RB 49offset 56640ch/Zoom Scan (7x7x8)/Cube 0:
Measurement grid: dx=5mm, dy=5mm, dz=4mm
Reference Value = 2.494 V/m; Power Drift = -0.15 dB
Peak SAR (extrapolated) = 0.159 W/kg
SAR(1 g) = 0.061 W/kg; SAR(10 g) = 0.027 W/kg
Maximum value of SAR (measured) = 0.113 W/kg

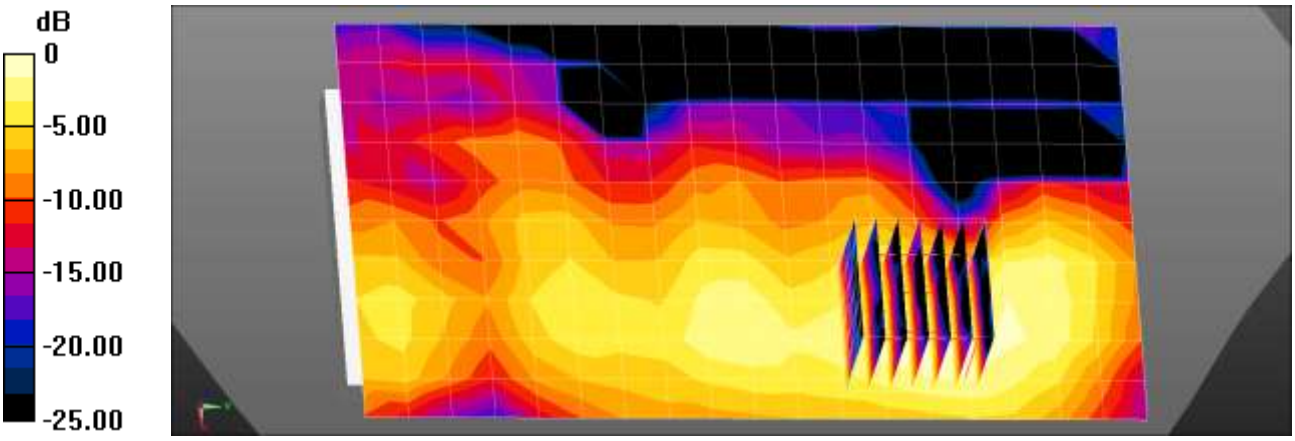

0 dB = 0.113 W/kg = −9.47 dBW/kg

Test Laboratory: HCT CO., LTD
EUT Type: Mobile Phone
Liquid Temperature: 21.2°C
Ambient Temperature: 21.3°C
Test Date: 02/17/2021
Plot No.: 60
DUT: SM-A526U; Type: Bar;

Communication System: UID 0, LTE Band66 (0); Frequency: 1770 MHz;Duty Cycle: 1:1
Medium parameters used: f = 1770 MHz; σ = 1.348 S/m; ε_r = 41.127; ρ = 1000 kg/m^3
Phantom section: Flat Section

DASY5 Configuration:

- Probe: EX3DV4 - SN7370; ConvF(8.38, 8.38, 8.38) @ 1770 MHz; Calibrated: 2020-08-31
- Sensor-Surface: 1.4mm (Mechanical Surface Detection)
- Electronics: DAE4 Sn1225; Calibrated: 2020-08-07
- Phantom: Twin-SAM V5.0 (20deg probe tilt)
- Measurement SW: DASY52, Version 52.10 (4)

LTE Band 66 BodyWorn Front QPSK 20MHz 1RB 0offset 132572ch/Area Scan (8x14x1): Measurement grid: dx=15mm, dy=15mm
Maximum value of SAR (measured) = 0.306 W/kg

LTE Band 66 BodyWorn Front QPSK 20MHz 1RB 0offset 132572ch/Zoom Scan (5x5x7)/Cube 0:
Measurement grid: dx=8mm, dy=8mm, dz=5mm
Reference Value = 8.855 V/m; Power Drift = -0.07 dB
Peak SAR (extrapolated) = 0.360 W/kg
SAR(1 g) = 0.221 W/kg; SAR(10 g) = 0.142 W/kg
Maximum value of SAR (measured) = 0.305 W/kg

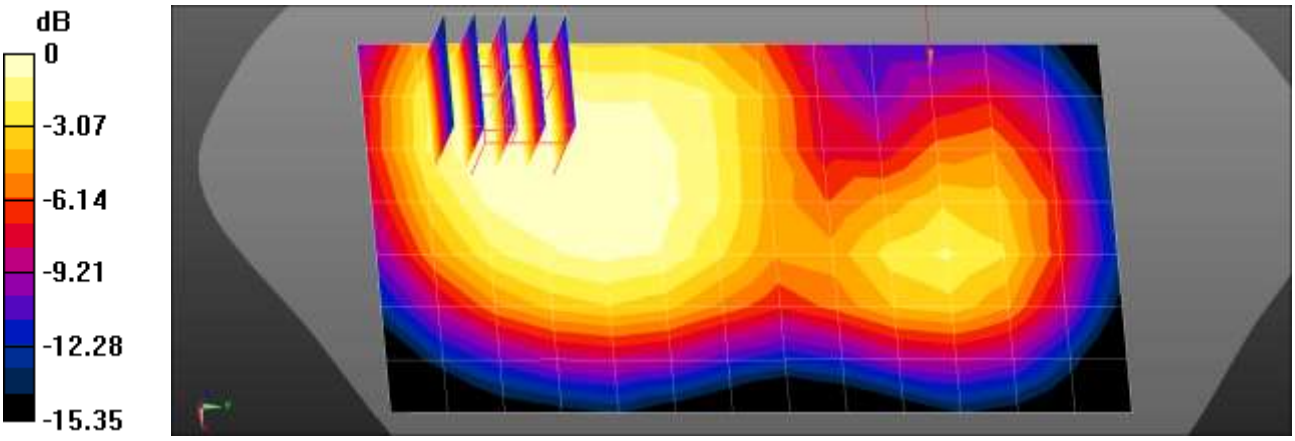

0 dB = 0.305 W/kg = −5.16 dBW/kg

Test Laboratory: HCT CO., LTD
EUT Type: Mobile Phone
Liquid Temperature: 19.9°C
Ambient Temperature: 20.1°C
Test Date: 02/10/2021
Plot No.: 61
DUT: SM-A526U; Type: Bar;

Communication System: UID 0, LTE Band 71 (0); Frequency: 680.5 MHz;Duty Cycle: 1:1
Medium parameters used (interpolated): f = 680.5 MHz; σ = 0.839 S/m; ε_r = 43.251; ρ = 1000 kg/m^3
Phantom section: Flat Section

DASY5 Configuration:

- Probe: EX3DV4 - SN3903; ConvF(9.86, 9.86, 9.86) @ 680.5 MHz; Calibrated: 2020-03-25
- Sensor-Surface: 1.4mm (Mechanical Surface Detection)
- Electronics: DAE4 Sn869; Calibrated: 2020-09-28
- Phantom: SAM_Right_20170913
- Measurement SW: DASY52, Version 52.10 (4)

LTE Band71 BodyWorn Rear QPSK 20MHz 1RB 49offset 133297ch/Area Scan (8x14x1): Measurement grid: dx=15mm, dy=15mm
Maximum value of SAR (measured) = 0.338 W/kg

LTE Band71 BodyWorn Rear QPSK 20MHz 1RB 49offset 133297ch/Zoom Scan (5x5x7)/Cube 0:
Measurement grid: dx=8mm, dy=8mm, dz=5mm
Reference Value = 20.77 V/m; Power Drift = 0.04 dB
Peak SAR (extrapolated) = 0.366 W/kg
SAR(1 g) = 0.296 W/kg; SAR(10 g) = 0.232 W/kg
Maximum value of SAR (measured) = 0.344 W/kg

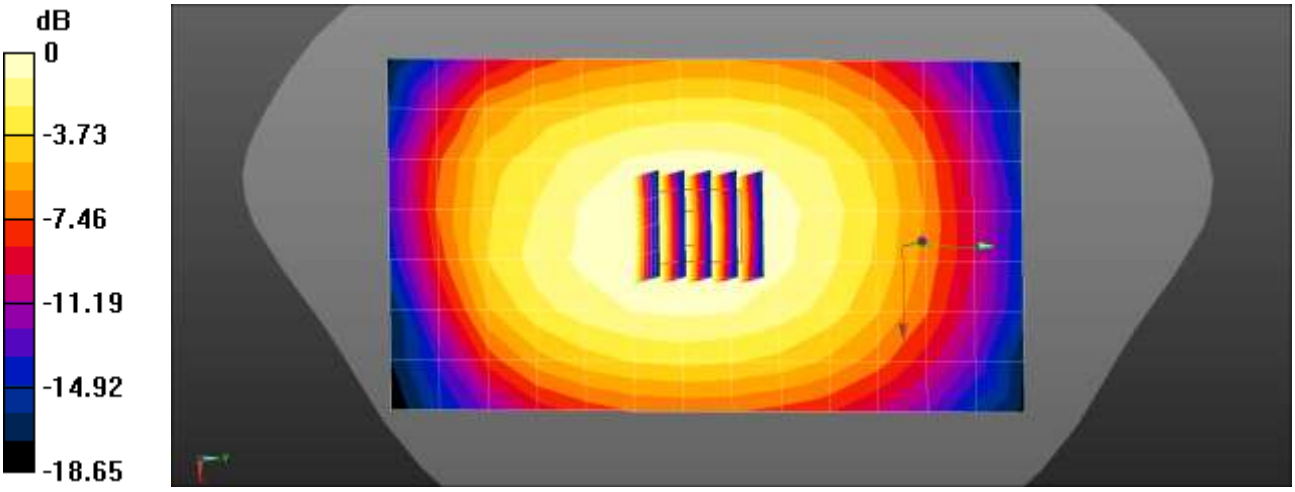

0 dB = 0.338 W/kg = −4.72 dBW/kg

Test Laboratory: HCT CO., LTD
EUT Type: Mobile Phone
Liquid Temperature: 20.5°C
Ambient Temperature: 20.6°C
Test Date: 02/15/2021
Plot No.: 62
DUT: SM-A526U; Type: Bar;

Communication System: UID 0, NR n5 (0); Frequency: 836.5 MHz;Duty Cycle: 1:1
Medium parameters used (interpolated): f = 836.5 MHz; σ = 0.892 S/m; ε_r = 41.842; ρ = 1000 kg/m^3
Phantom section: Flat Section

DASY5 Configuration:

- Probe: EX3DV4 - SN3903; ConvF(9.61, 9.61, 9.61) @ 836.5 MHz; Calibrated: 2020-03-25
- Sensor-Surface: 1.4mm (Mechanical Surface Detection)
- Electronics: DAE4 Sn869; Calibrated: 2020-09-28
- Phantom: SAM_Right_20170913
- Measurement SW: DASY52, Version 52.10 (4)

NR Band n5 Body Worn Front DFT-s QPSK 20MHz 1RB 1offset 167300ch/Area Scan (8x14x1):
Measurement grid: dx=15mm, dy=15mm
Maximum value of SAR (measured) = 0.306 W/kg

NR Band n5 Body Worn Front DFT-s QPSK 20MHz 1RB 1offset 167300ch/Zoom Scan (5x5x7)/Cube 0:
Measurement grid: dx=8mm, dy=8mm, dz=5mm
Reference Value = 18.52 V/m; Power Drift = -0.05 dB
Peak SAR (extrapolated) = 0.332 W/kg
SAR(1 g) = 0.256 W/kg; SAR(10 g) = 0.194 W/kg
Maximum value of SAR (measured) = 0.308 W/kg

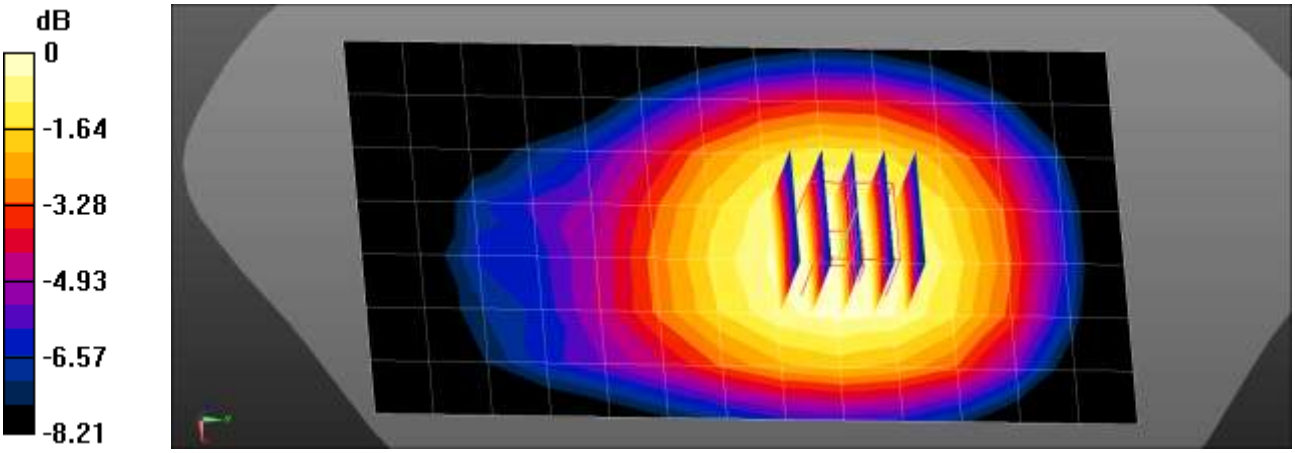

0 dB = 0.308 W/kg = −5.11 dBW/kg

Test Laboratory: HCT CO., LTD
EUT Type: Mobile Phone
Liquid Temperature: 20.0°C
Ambient Temperature: 20.1°C
Test Date: 02/17/2021
Plot No.: 63
DUT: SM-A526U; Type: Bar;

Communication System: UID 0, NR n12 (0); Frequency: 707.5 MHz;Duty Cycle: 1:1
Medium parameters used (interpolated): f = 707.5 MHz; σ = 0.879 S/m; ε_r = 43.092; ρ = 1000 kg/m^3
Phantom section: Flat Section

DASY5 Configuration:

- Probe: EX3DV4 - SN3903; ConvF(9.86, 9.86, 9.86) @ 707.5 MHz; Calibrated: 2020-03-25
- Sensor-Surface: 1.4mm (Mechanical Surface Detection)
- Electronics: DAE4 Sn869; Calibrated: 2020-09-28
- Phantom: SAM_Right_20170913
- Measurement SW: DASY52, Version 52.10 (4)

NR Band n12 Body-worn Rear DFT-s QPSK 15MHz 36RB 22offset 141500ch/Area Scan (8x14x1):
Measurement grid: dx=15mm, dy=15mm
Maximum value of SAR (measured) = 0.321 W/kg

NR Band n12 Body-worn Rear DFT-s QPSK 15MHz 36RB 22offset 141500ch/Zoom Scan (5x5x7)/Cube 0: Measurement grid: dx=8mm, dy=8mm, dz=5mm
Reference Value = 20.42 V/m; Power Drift = -0.06 dB
Peak SAR (extrapolated) = 0.349 W/kg
SAR(1 g) = 0.281 W/kg; SAR(10 g) = 0.219 W/kg
Maximum value of SAR (measured) = 0.328 W/kg

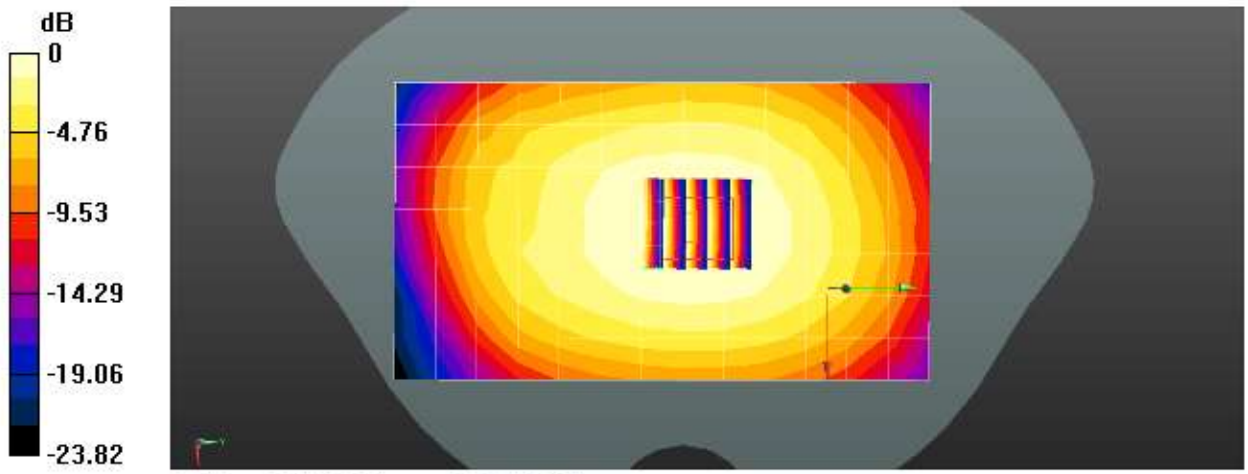

0 dB = 0.321 W/kg = -4.93 dBW/kg

Test Laboratory: HCT CO., LTD
EUT Type: Mobile Phone
Liquid Temperature: 21.8°C
Ambient Temperature: 21.9°C
Test Date: 02/15/2021
Plot No.: 64
DUT: SM-A526U; Type: Bar;

Communication System: UID 0, NR Band 2,25 (0); Frequency: 1882.5 MHz;Duty Cycle: 1:1
Medium parameters used (interpolated): f = 1882.5 MHz; σ = 1.419 S/m; ε_r = 41.215; ρ = 1000 kg/m^3
Phantom section: Flat Section

DASY5 Configuration:

- Probe: ES3DV3 - SN3076; ConvF(5.08, 5.08, 5.08) @ 1882.5 MHz; Calibrated: 2020-07-31
- Sensor-Surface: 3mm (Mechanical Surface Detection)
- Electronics: DAE4 Sn652; Calibrated: 2021-01-21
- Phantom: SAM with CRP v5.0_Front
- Measurement SW: DASY52, Version 52.10 (4)

NR Band n25 Bodyworn Rear DFT-s QPSK 40MHz 1RB 108offset 376500ch/Area Scan (8x14x1):
Measurement grid: dx=15mm, dy=15mm
Maximum value of SAR (measured) = 0.356 W/kg

NR Band n25 Bodyworn Rear DFT-s QPSK 40MHz 1RB 108offset 376500ch/Zoom Scan (5x5x7)/Cube 0: Measurement grid: dx=8mm, dy=8mm, dz=5mm
Reference Value = 11.97 V/m; Power Drift = -0.02 dB
Peak SAR (extrapolated) = 0.510 W/kg
SAR(1 g) = 0.301 W/kg; SAR(10 g) = 0.177 W/kg
Maximum value of SAR (measured) = 0.359 W/kg

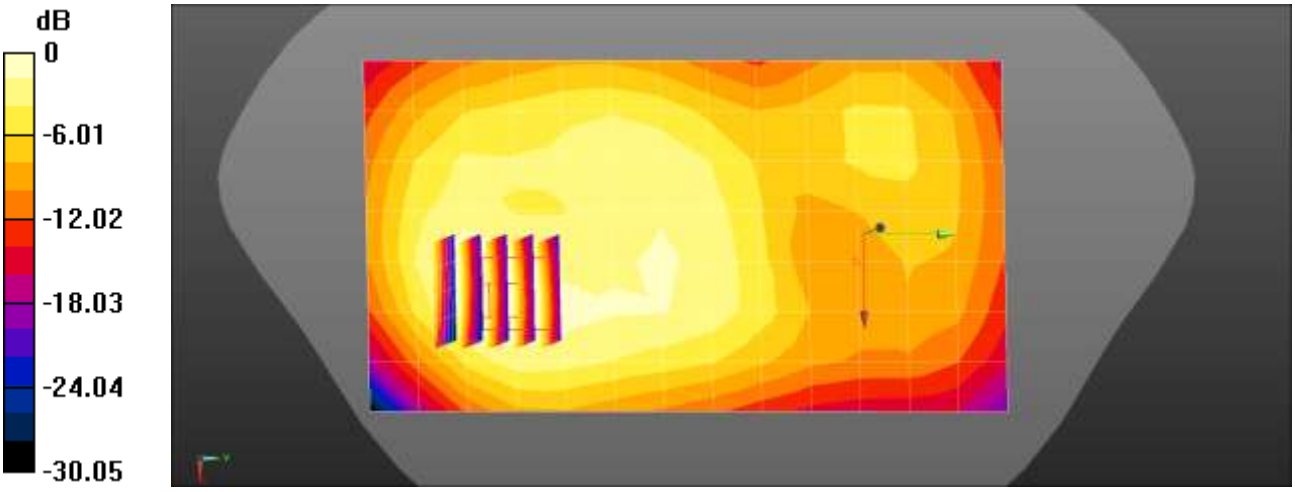

0 dB = 0.356 W/kg = −4.49 dBW/kg

Test Laboratory: HCT CO., LTD
EUT Type: Mobile Phone
Liquid Temperature: 21.2°C
Ambient Temperature: 21.3°C
Test Date: 02/09/2021
Plot No.: 65
DUT: SM-A526U; Type: Bar;

Communication System: UID 0, NR n41 Duty 100% (0); Frequency: 2592.99 MHz;Duty Cycle: 1:1
Medium parameters used (interpolated): f = 2592.99 MHz; σ = 2.043 S/m; ε_r = 39.723; ρ = 1000 kg/m^3
Phantom section: Flat Section

DASY5 Configuration:

- Probe: EX3DV4 - SN3797; ConvF(7.22, 7.22, 7.22) @ 2592.99 MHz; Calibrated: 2020-11-25
- Sensor-Surface: 1.4mm (Mechanical Surface Detection)
- Electronics: DAE4 Sn1629; Calibrated: 2020-08-11
- Phantom: Twin-SAM V4.0(Left-Left)
- Measurement SW: DASY52, Version 52.10 (4)

NR Band n41 Body Worn Rear DFT-s QPSK 100MHz 1RB 137offset 518598ch/Area Scan (10x17x1):
Measurement grid: dx=12mm, dy=12mm
Maximum value of SAR (measured) = 0.325 W/kg

NR Band n41 Body Worn Rear DFT-s QPSK 100MHz 1RB 137offset 518598ch/Zoom Scan (7x7x7)/Cube 0: Measurement grid: dx=5mm, dy=5mm, dz=5mm
Reference Value = 2.108 V/m; Power Drift = -0.14 dB
Peak SAR (extrapolated) = 0.419 W/kg
SAR(1 g) = 0.188 W/kg; SAR(10 g) = 0.087 W/kg
Maximum value of SAR (measured) = 0.325 W/kg

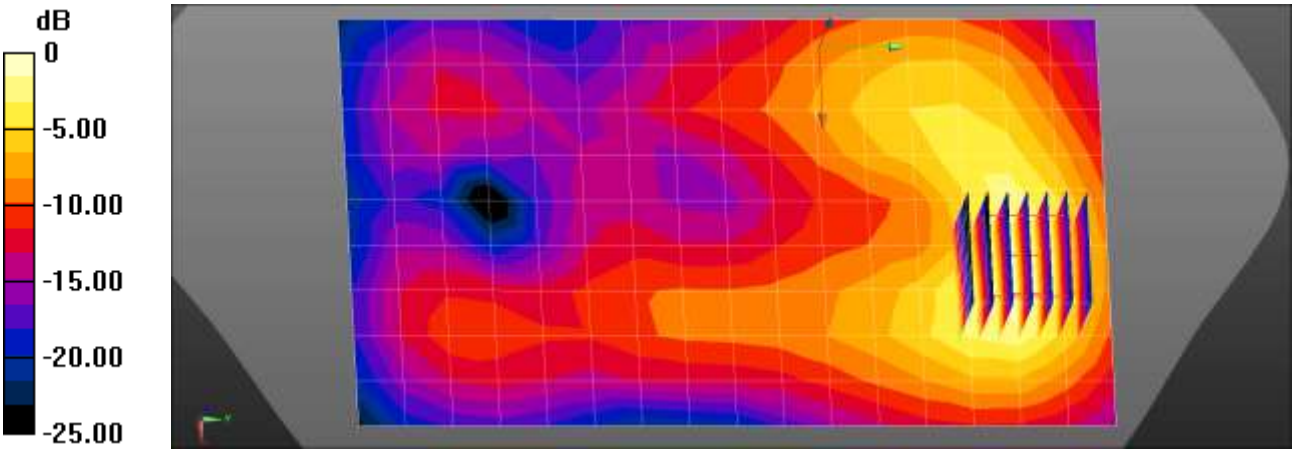

0 dB = 0.325 W/kg = -4.88 dBW/kg

Test Laboratory: HCT CO., LTD
EUT Type: Mobile Phone
Liquid Temperature: 20.2°C
Ambient Temperature: 20.4°C
Test Date: 02/10/2021
Plot No.: 66
DUT: SM-A526U; Type: Bar;

Communication System: UID 0, NR n41 Duty 100% (0); Frequency: 2592.99 MHz;Duty Cycle: 1:1
Medium parameters used (interpolated): f = 2592.99 MHz; σ = 2.025 S/m; ε_r = 40.559; ρ = 1000 kg/m^3
Phantom section: Flat Section

DASY5 Configuration:

- Probe: EX3DV4 - SN3797; ConvF(7.22, 7.22, 7.22) @ 2592.99 MHz; Calibrated: 2020-11-25
- Sensor-Surface: 1.4mm (Mechanical Surface Detection)
- Electronics: DAE4 Sn1629; Calibrated: 2020-08-11
- Phantom: Twin-SAM V4.0(Left-Left)
- Measurement SW: DASY52, Version 52.10 (4)

NR Band n41 Body Worn Rear DFT-s QPSK 100MHz 135RB 69offset 518598ch/Area Scan (10x17x1):
Measurement grid: dx=12mm, dy=12mm
Maximum value of SAR (measured) = 0.340 W/kg

NR Band n41 Body Worn Rear DFT-s QPSK 100MHz 135RB 69offset 518598ch/Zoom Scan (7x7x7)/Cube 0: Measurement grid: dx=5mm, dy=5mm, dz=5mm
Reference Value = 2.535 V/m; Power Drift = 0.10 dB
Peak SAR (extrapolated) = 0.509 W/kg
SAR(1 g) = 0.233 W/kg; SAR(10 g) = 0.110 W/kg
Maximum value of SAR (measured) = 0.397 W/kg

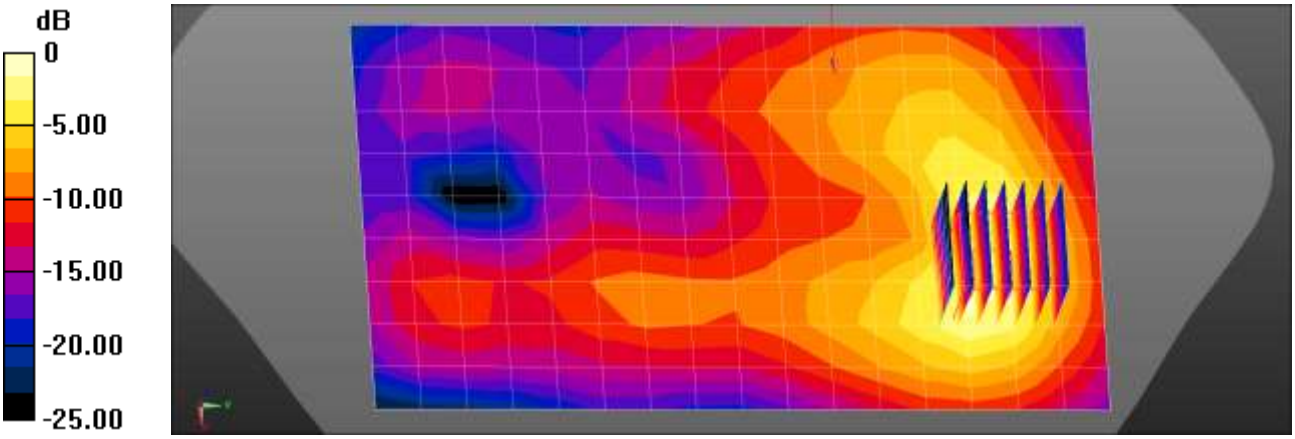

0 dB = 0.397 W/kg = −4.01 dBW/kg

Test Laboratory: HCT CO., LTD
EUT Type: Mobile Phone
Liquid Temperature: 21.1°C
Ambient Temperature: 21.3°C
Test Date: 02/24/2021
Plot No.: 67

DUT: SM-A526U; Type: Bar;

Communication System: UID 0, NR n41 (0); Frequency: 2592.99 MHz;Duty Cycle: 1:1
Medium parameters used (interpolated): f = 2592.99 MHz; σ = 1.993 S/m; ε_r = 40.161; ρ = 1000 kg/m^3
Phantom section: Flat Section

DASY5 Configuration:

- Probe: EX3DV4 - SN3797; ConvF(7.22, 7.22, 7.22) @ 2592.99 MHz; Calibrated: 2020-11-25
- Sensor-Surface: 1.4mm (Mechanical Surface Detection)
- Electronics: DAE4 Sn446; Calibrated: 2020-07-29
- Phantom: Twin-SAM V8.0 (Left)
- Measurement SW: DASY52, Version 52.10 (4)

NR Band n41 Bodyworn Front DFT-s QPSK 100MHz 135RB 69offset 518598ch/Area Scan (10x16x1):
Measurement grid: dx=12mm, dy=12mm
Maximum value of SAR (measured) = 0.126 W/kg

NR Band n41 Bodyworn Front DFT-s QPSK 100MHz 135RB 69offset 518598ch/Zoom Scan (7x7x7)/Cube 0: Measurement grid: dx=5mm, dy=5mm, dz=5mm
Reference Value = 4.059 V/m; Power Drift = 0.18 dB
Peak SAR (extrapolated) = 0.168 W/kg
SAR(1 g) = 0.084 W/kg; SAR(10 g) = 0.045 W/kg
Maximum value of SAR (measured) = 0.133 W/kg

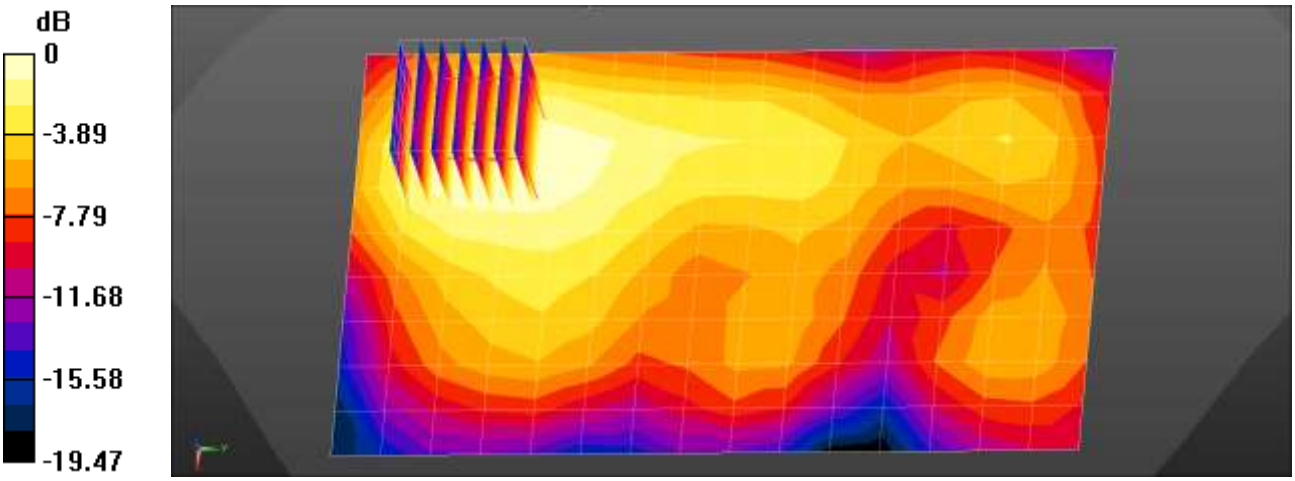

0 dB = 0.126 W/kg = −9.00 dBW/kg

Test Laboratory: HCT CO., LTD
EUT Type: Mobile Phone
Liquid Temperature: 22.2°C
Ambient Temperature: 22.4°C
Test Date: 02/23/2021
Plot No.: 68
DUT: SM-A526U; Type: Bar;

Communication System: UID 0, NR n41 (0); Frequency: 2592.99 MHz;Duty Cycle: 1:1
Medium parameters used (interpolated): f = 2592.99 MHz; σ = 2.019 S/m; ε_r = 40.237; ρ = 1000 kg/m^3
Phantom section: Flat Section

DASY5 Configuration:

- Probe: EX3DV4 - SN7622; ConvF(7.86, 7.86, 7.86) @ 2592.99 MHz; Calibrated: 2020-11-06
- Sensor-Surface: 1.4mm (Mechanical Surface Detection)
- Electronics: DAE4 Sn648; Calibrated: 2020-05-25
- Phantom: Twin-SAM V4.0 (20deg probe tilt)_1588_20200429
- Measurement SW: DASY52, Version 52.10 (4)

NR Band n41 Body-worn Front 100MHz DFT-s QPSK 135RB 69offset 518598ch/Area Scan (10x16x1):
Measurement grid: dx=12mm, dy=12mm
Maximum value of SAR (measured) = 0.327 W/kg

NR Band n41 Body-worn Front 100MHz DFT-s QPSK 135RB 69offset 518598ch/Zoom Scan (7x7x7)/Cube 0: Measurement grid: dx=5mm, dy=5mm, dz=5mm
Reference Value = 5.022 V/m; Power Drift = 0.11 dB
Peak SAR (extrapolated) = 0.419 W/kg
SAR(1 g) = 0.201 W/kg; SAR(10 g) = 0.104 W/kg
Maximum value of SAR (measured) = 0.330 W/kg

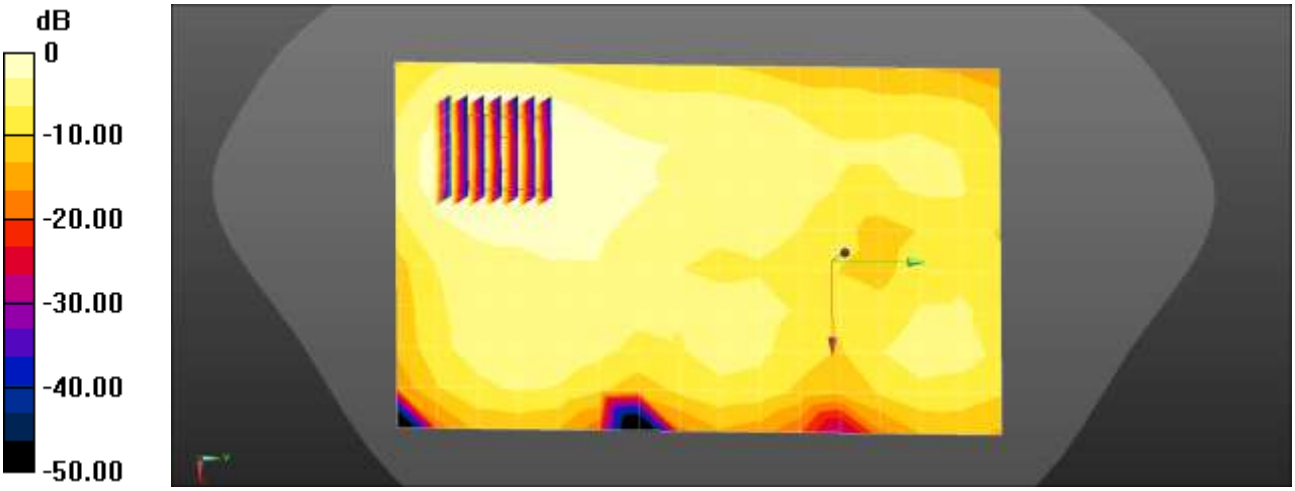

0 dB = 0.327 W/kg = −4.85 dBW/kg

Test Laboratory: HCT CO., LTD
EUT Type: Mobile Phone
Liquid Temperature: 21.4°C
Ambient Temperature: 21.5°C
Test Date: 02/08/2021
Plot No.: 69
DUT: SM-A526U; Type: Bar;

Communication System: UID 0, NR Band 66 (0); Frequency: 1745 MHz;Duty Cycle: 1:1
Medium parameters used (interpolated): f = 1745 MHz; σ = 1.373 S/m; ε_r = 41.842; ρ = 1000 kg/m^3
Phantom section: Flat Section

DASY5 Configuration:

- Probe: ES3DV3 - SN3076; ConvF(5.24, 5.24, 5.24) @ 1745 MHz; Calibrated: 2020-07-31
- Sensor-Surface: 3mm (Mechanical Surface Detection)
- Electronics: DAE4 Sn652; Calibrated: 2021-01-21
- Phantom: SAM with CRP v5.0_Front
- Measurement SW: DASY52, Version 52.10 (4)

NR Band n66 Body Worn Rear DFT-s QPSK 40MHz 1RB 108offset 349000ch/Area Scan (8x14x1):
Measurement grid: dx=15mm, dy=15mm
Maximum value of SAR (measured) = 0.244 W/kg

NR Band n66 Body Worn Rear DFT-s QPSK 40MHz 1RB 108offset 349000ch/Zoom Scan (5x5x7)/Cube 0: Measurement grid: dx=8mm, dy=8mm, dz=5mm
Reference Value = 10.73 V/m; Power Drift = 0.02 dB
Peak SAR (extrapolated) = 0.313 W/kg
SAR(1 g) = 0.218 W/kg; SAR(10 g) = 0.147 W/kg
Maximum value of SAR (measured) = 0.251 W/kg

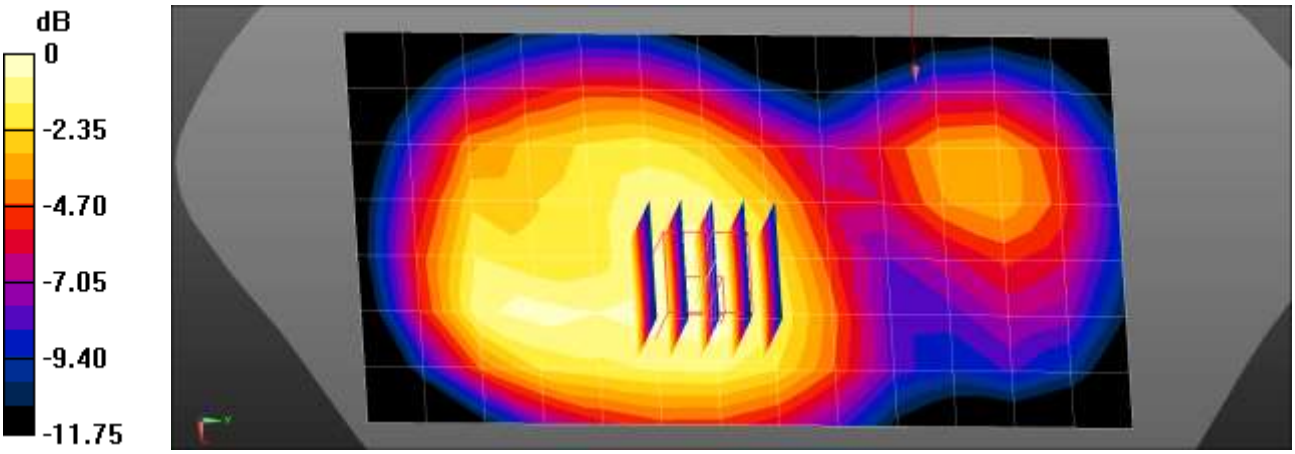

0 dB = 0.251 W/kg = −6.00 dBW/kg

Test Laboratory: HCT CO., LTD
EUT Type: Mobile Phone
Liquid Temperature: 20.4°C
Ambient Temperature: 20.6°C
Test Date: 02/19/2021
Plot No.: 70
DUT: SM-A526U; Type: Bar;

Communication System: UID 0, NR n71 (0); Frequency: 680.5 MHz;Duty Cycle: 1:1
Medium parameters used (extrapolated): f = 680.5 MHz; σ = 0.832 S/m; ε_r = 43.131; ρ = 1000 kg/m^3
Phantom section: Flat Section

DASY5 Configuration:

- Probe: EX3DV4 - SN3903; ConvF(9.86, 9.86, 9.86) @ 680.5 MHz; Calibrated: 2020-03-25
- Sensor-Surface: 1.4mm (Mechanical Surface Detection)
- Electronics: DAE4 Sn869; Calibrated: 2020-09-28
- Phantom: SAM_Right_20170913
- Measurement SW: DASY52, Version 52.10 (4)

NR Band n71 Body-worn Rear DFT-s QPSK 20MHz 1RB 53offset 136100ch/Area Scan (8x14x1):
Measurement grid: dx=15mm, dy=15mm
Maximum value of SAR (measured) = 0.266 W/kg

NR Band n71 Body-worn Rear DFT-s QPSK 20MHz 1RB 53offset 136100ch/Zoom Scan (5x5x7)/Cube 0: Measurement grid: dx=8mm, dy=8mm, dz=5mm
Reference Value = 18.96 V/m; Power Drift = -0.07 dB
Peak SAR (extrapolated) = 0.287 W/kg
SAR(1 g) = 0.233 W/kg; SAR(10 g) = 0.183 W/kg
Maximum value of SAR (measured) = 0.270 W/kg

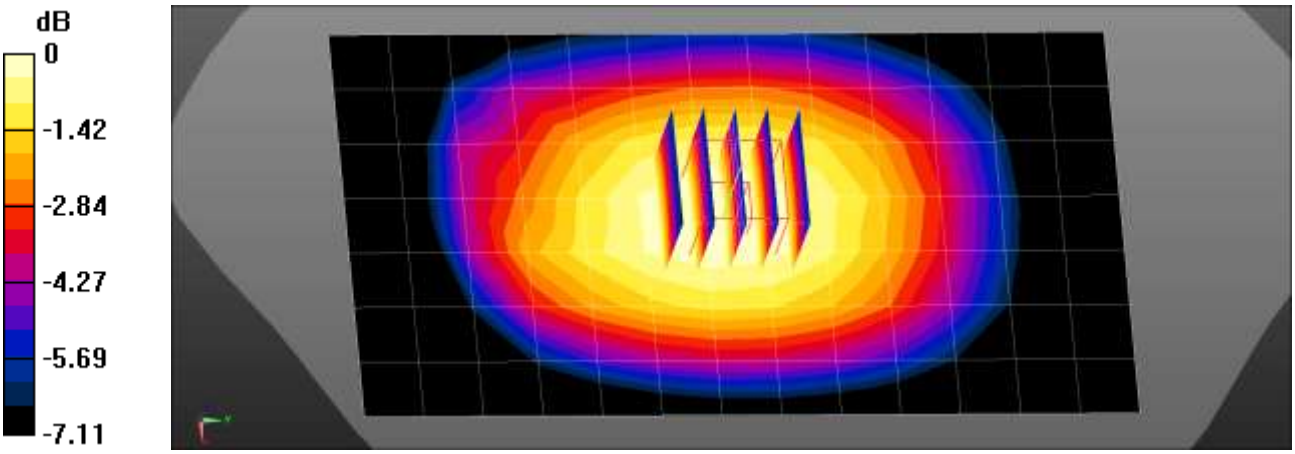

0 dB = 0.270 W/kg = -5.69 dBW/kg

Test Laboratory: HCT CO., LTD
EUT Type: Mobile Phone
Liquid Temperature: 20.4°C
Ambient Temperature: 20.6°C
Test Date: 02/19/2021
Plot No.: 71
DUT: SM-A526U; Type: Bar;

Communication System: UID 0, NR n71 (0); Frequency: 680.5 MHz;Duty Cycle: 1:1
Medium parameters used (extrapolated): f = 680.5 MHz; σ = 0.832 S/m; ε_r = 43.131; ρ = 1000 kg/m^3
Phantom section: Flat Section

DASY5 Configuration:

- Probe: EX3DV4 - SN3903; ConvF(9.86, 9.86, 9.86) @ 680.5 MHz; Calibrated: 2020-03-25
- Sensor-Surface: 1.4mm (Mechanical Surface Detection)
- Electronics: DAE4 Sn869; Calibrated: 2020-09-28
- Phantom: SAM_Right_20170913
- Measurement SW: DASY52, Version 52.10 (4)

NR Band n71 Body-worn Rear DFT-s QPSK 20MHz 50RB 28offset 136100ch/Area Scan (8x14x1):
Measurement grid: dx=15mm, dy=15mm
Maximum value of SAR (measured) = 0.275 W/kg

NR Band n71 Body-worn Rear DFT-s QPSK 20MHz 50RB 28offset 136100ch/Zoom Scan (5x5x7)/Cube 0: Measurement grid: dx=8mm, dy=8mm, dz=5mm
Reference Value = 19.12 V/m; Power Drift = -0.01 dB
Peak SAR (extrapolated) = 0.296 W/kg
SAR(1 g) = 0.239 W/kg; SAR(10 g) = 0.187 W/kg
Maximum value of SAR (measured) = 0.278 W/kg

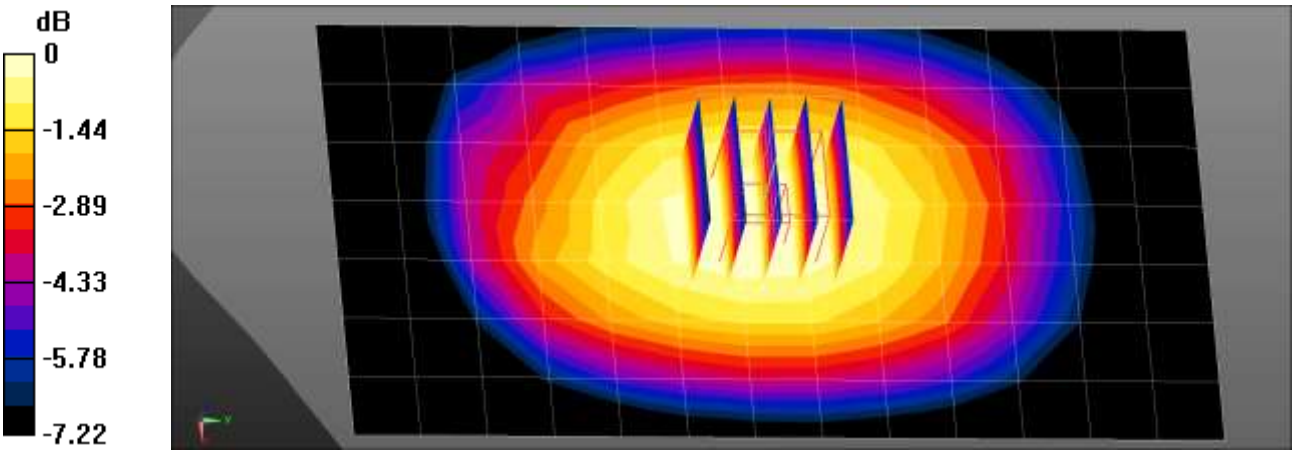

0 dB = 0.278 W/kg = -5.56 dBW/kg

Test Laboratory: HCT CO., LTD
EUT Type: Mobile Phone
Liquid Temperature: 20.9°C
Ambient Temperature: 21.1°C
Test Date: 02/24/2021
Plot No.: 72
DUT: SM-A526U; Type: Bar;

Communication System: UID 0, NR Band 77 (0); Frequency: 3840 MHz;Duty Cycle: 1:1
Medium parameters used: f = 3840 MHz; σ = 3.241 S/m; ε_r = 37.534; ρ = 1000 kg/m^3
Phantom section: Flat Section

DASY5 Configuration:

- Probe: EX3DV4 - SN3863; ConvF(6.49, 6.49, 6.49) @ 3840 MHz; Calibrated: 2020-05-27
- Sensor-Surface: 1.4mm (Mechanical Surface Detection)
- Electronics: DAE4 Sn652; Calibrated: 2021-01-21
- Phantom: SAM with CRP v5.0_Right
- Measurement SW: DASY52, Version 52.10 (4)

NR Band n77 Body Rear DFT-s QPSK 100MHz 135RB 69offset 656000ch/Area Scan (10x17x1):
Measurement grid: dx=12mm, dy=12mm
Maximum value of SAR (measured) = 0.131 W/kg

NR Band n77 Body Rear DFT-s QPSK 100MHz 135RB 69offset 656000ch/Zoom Scan (7x7x8)/Cube 0:
Measurement grid: dx=5mm, dy=5mm, dz=4mm
Reference Value = 3.206 V/m; Power Drift = 0.18 dB
Peak SAR (extrapolated) = 0.199 W/kg
SAR(1 g) = 0.065 W/kg; SAR(10 g) = 0.026 W/kg
Maximum value of SAR (measured) = 0.127 W/kg

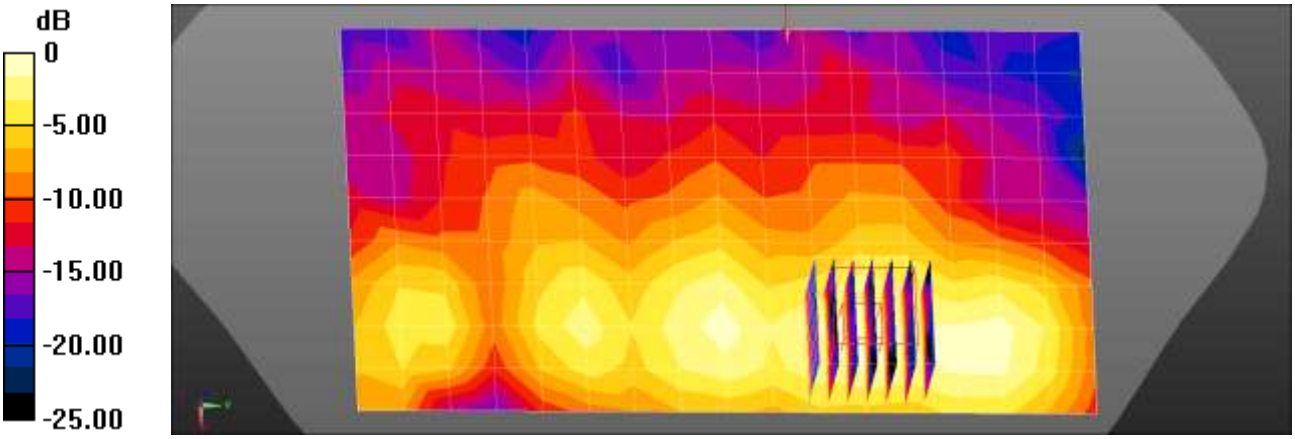

0 dB = 0.127 W/kg = −8.96 dBW/kg

Test Laboratory: HCT CO., LTD
EUT Type: Mobile Phone
Liquid Temperature: 21.3°C
Ambient Temperature: 21.5°C
Test Date: 02/19/2021
Plot No.: 73
DUT: SM-A526U; Type: Bar;

Communication System: UID 0, 2450MHz FCC (0); Frequency: 2462 MHz;Duty Cycle: 1:1
Medium parameters used (interpolated): f = 2462 MHz; σ = 1.815 S/m; ε_r = 38.375; ρ = 1000 kg/m^3
Phantom section: Flat Section

DASY5 Configuration:

- Probe: EX3DV4 - SN7622; ConvF(8.08, 8.08, 8.08) @ 2462 MHz; Calibrated: 2020-11-06
- Sensor-Surface: 1.4mm (Mechanical Surface Detection)
- Electronics: DAE4 Sn648; Calibrated: 2020-05-25
- Phantom: Twin-SAM V4.0 (20deg probe tilt)_1588_20200429
- Measurement SW: DASY52, Version 52.10 (4)

802.11b BodyWorn Rear 1Mbps 11ch/Area Scan (10x17x1): Measurement grid: dx=12mm, dy=12mm
Maximum value of SAR (measured) = 0.439 W/kg

802.11b BodyWorn Rear 1Mbps 11ch/Zoom Scan (7x7x7)/Cube 0: Measurement grid: dx=5mm, dy=5mm, dz=5mm
Reference Value = 1.785 V/m; Power Drift = 0.11 dB
Peak SAR (extrapolated) = 0.564 W/kg
SAR(1 g) = 0.258 W/kg; SAR(10 g) = 0.123 W/kg
Maximum value of SAR (measured) = 0.442 W/kg

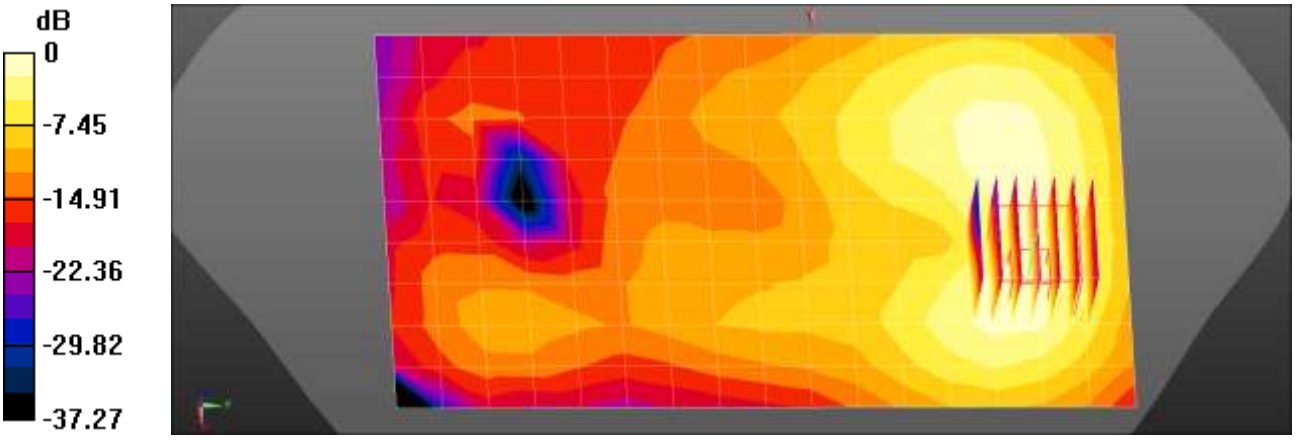

0 dB = 0.442 W/kg = −3.55 dBW/kg

Test Laboratory: HCT CO., LTD
EUT Type: Mobile Phone
Liquid Temperature: 22.5°C
Ambient Temperature: 22.4°C
Test Date: 02/15/2021
Plot No.: 74
DUT: SM-A526U; Type: Bar;

Communication System: UID 0, WIFI 5GHz (0); Frequency: 5720 MHz;Duty Cycle: 1:1
Medium parameters used: f = 5720 MHz; σ = 5.438 S/m; ε_r = 35.632; ρ = 1000 kg/m^3
Phantom section: Flat Section

DASY5 Configuration:

- Probe: EX3DV4 - SN7622; ConvF(5.14, 5.14, 5.14) @ 5720 MHz; Calibrated: 2020-11-06
- Sensor-Surface: 1.4mm (Mechanical Surface Detection)
- Electronics: DAE4 Sn648; Calibrated: 2020-05-25
- Phantom: Twin-SAM V8.0 (Left)
- Measurement SW: DASY52, Version 52.10 (4)

802.11a BodyWorn Rear 6Mbps 144ch/Area Scan (11x19x1): Measurement grid: dx=10mm, dy=10mm
Maximum value of SAR (measured) = 0.433 W/kg

802.11a BodyWorn Rear 6Mbps 144ch/Zoom Scan (7x7x7)/Cube 0: Measurement grid: dx=4mm, dy=4mm, dz=1.4mm
Reference Value = 0.8300 V/m; Power Drift = -0.18 dB
Peak SAR (extrapolated) = 0.764 W/kg
SAR(1 g) = 0.185 W/kg; SAR(10 g) = 0.069 W/kg
Maximum value of SAR (measured) = 0.443 W/kg

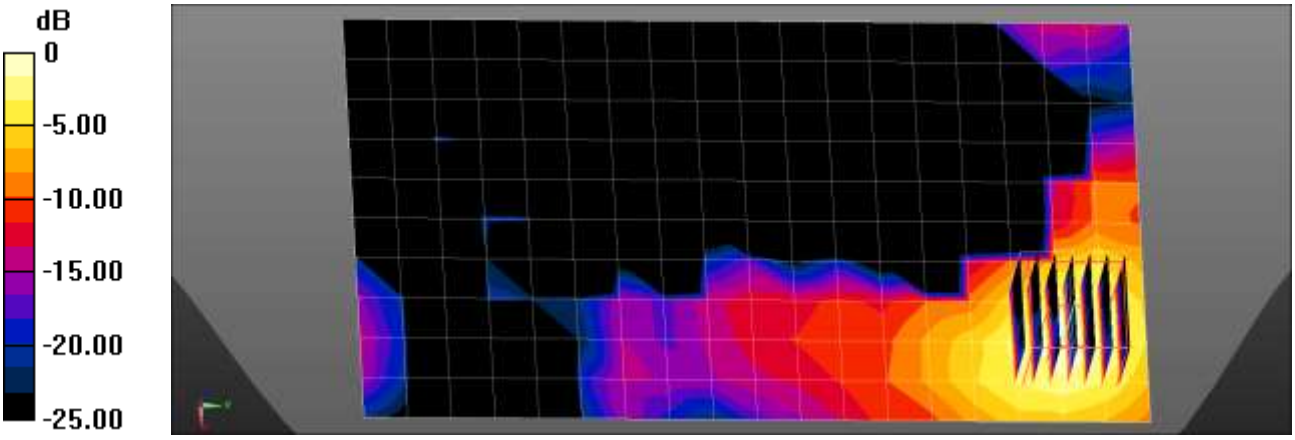

0 dB = 0.443 W/kg = −3.54 dBW/kg

Test Laboratory: HCT CO., LTD
EUT Type: Mobile Phone
Liquid Temperature: 22.5°C
Ambient Temperature: 22.4°C
Test Date: 02/15/2021
Plot No.: 75
DUT: SM-A526U; Type: Bar;

Communication System: UID 0, WIFI 5GHz (0); Frequency: 5745 MHz;Duty Cycle: 1:1
Medium parameters used (interpolated): f = 5745 MHz; σ = 5.387 S/m; ε_r = 35.632; ρ = 1000 kg/m^3
Phantom section: Flat Section

DASY5 Configuration:

- Probe: EX3DV4 - SN7622; ConvF(5.14, 5.14, 5.14) @ 5745 MHz; Calibrated: 2020-11-06
- Sensor-Surface: 1.4mm (Mechanical Surface Detection)
- Electronics: DAE4 Sn648; Calibrated: 2020-05-25
- Phantom: Twin-SAM V8.0 (Left)
- Measurement SW: DASY52, Version 52.10 (4)

802.11a BodyWorn Rear 6Mbps 149ch/Area Scan (11x19x1): Measurement grid: dx=10mm, dy=10mm
Maximum value of SAR (measured) = 0.458 W/kg

802.11a BodyWorn Rear 6Mbps 149ch/Zoom Scan (7x7x7)/Cube 0: Measurement grid: dx=4mm, dy=4mm, dz=1.4mm
Reference Value = 0 V/m; Power Drift = 0.01 dB
Peak SAR (extrapolated) = 0.800 W/kg
SAR(1 g) = 0.189 W/kg; SAR(10 g) = 0.071 W/kg
Maximum value of SAR (measured) = 0.457 W/kg

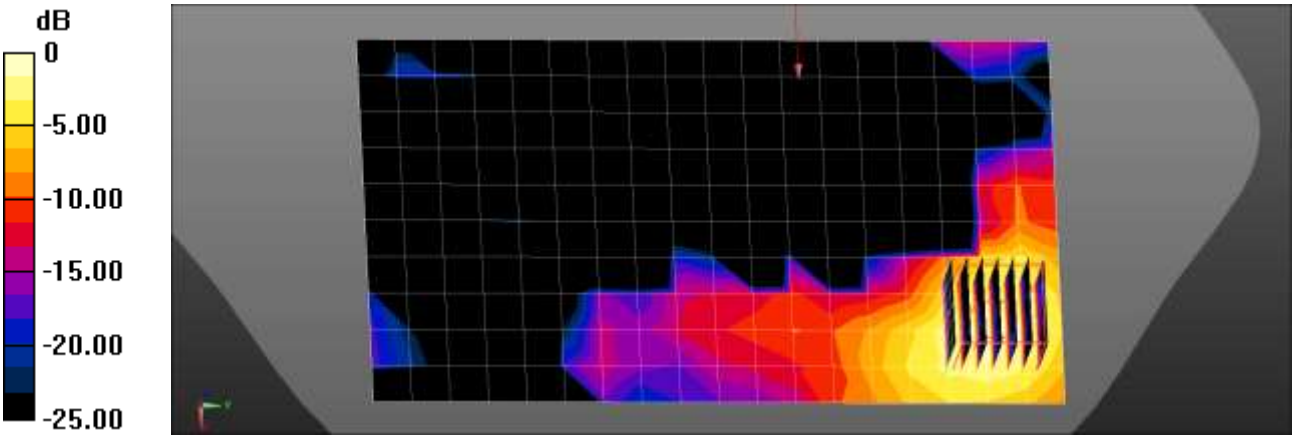

0 dB = 0.457 W/kg = −3.40 dBW/kg

Test Laboratory: HCT CO., LTD
EUT Type: Mobile Phone
Liquid Temperature: 21.5°C
Ambient Temperature: 21.6°C
Test Date: 02/18/2021
Plot No.: 76
DUT: SM-A526U; Type: Bar;

Communication System: UID 0, Bluetooth (0); Frequency: 2402 MHz;Duty Cycle: 1:1.3
Medium parameters used (interpolated): f = 2402 MHz; σ = 1.674 S/m; ε_r = 39.458; ρ = 1000 kg/m^3
Phantom section: Flat Section

DASY5 Configuration:

- Probe: EX3DV4 - SN7622; ConvF(8.08, 8.08, 8.08) @ 2402 MHz; Calibrated: 2020-11-06
- Sensor-Surface: 1.4mm (Mechanical Surface Detection)
- Electronics: DAE4 Sn648; Calibrated: 2020-05-25
- Phantom: Twin-SAM V4.0 (20deg probe tilt)_1588_20200429
- Measurement SW: DASY52, Version 52.10 (4)

Bluetooth BodyWorn Rear DH5 0ch/Area Scan (10x17x1): Measurement grid: dx=12mm, dy=12mm
Maximum value of SAR (measured) = 0.0796 W/kg

Bluetooth BodyWorn Rear DH5 0ch/Zoom Scan (7x7x7)/Cube 0: Measurement grid: dx=5mm, dy=5mm, dz=5mm
Reference Value = 0 V/m; Power Drift = 0.01 dB
Peak SAR (extrapolated) = 0.107 W/kg
SAR(1 g) = 0.048 W/kg; SAR(10 g) = 0.022 W/kg
Maximum value of SAR (measured) = 0.0811 W/kg

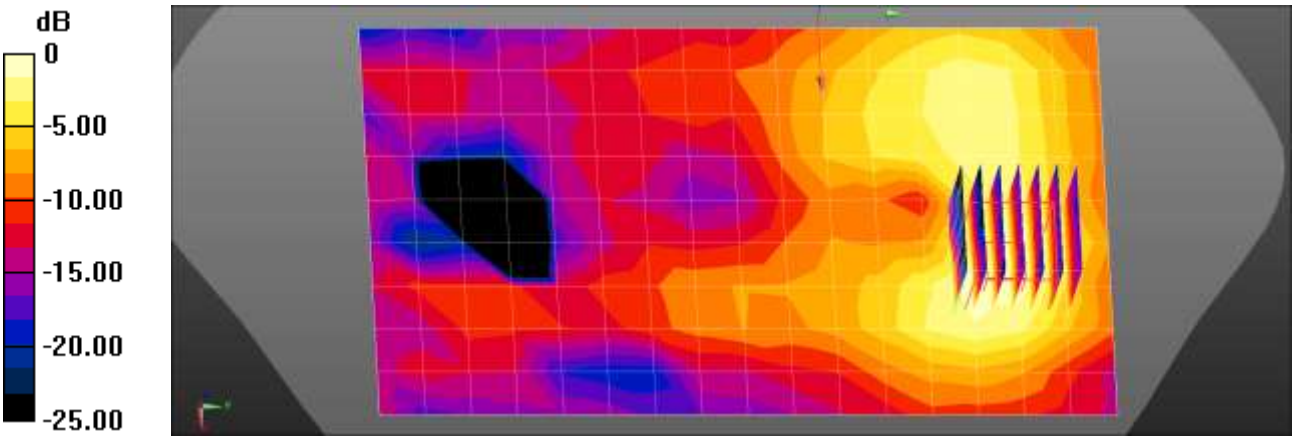

0 dB = 0.0811 W/kg = −10.91 dBW/kg

Test Laboratory: HCT CO., LTD
EUT Type: Mobile Phone
Liquid Temperature: 20.9°C
Ambient Temperature: 21.1°C
Test Date: 02/04/2021
Plot No.: 77
DUT: SM-A526U; Type: Bar;

Communication System: UID 0, CDMA BC10 (FCC) (0); Frequency: 820 MHz;Duty Cycle: 1:1
Medium parameters used: f = 820 MHz; σ = 0.882 S/m; ε_r = 42.218; ρ = 1000 kg/m^3
Phantom section: Flat Section

DASY5 Configuration:

- Probe: EX3DV4 - SN3903; ConvF(9.61, 9.61, 9.61) @ 820 MHz; Calibrated: 2020-03-25
- Sensor-Surface: 1.4mm (Mechanical Surface Detection)
- Electronics: DAE4 Sn869; Calibrated: 2020-09-28
- Phantom: SAM_Right_20170913
- Measurement SW: DASY52, Version 52.10 (4)

CDMA BC10 Body Rear 560ch/Area Scan (8x14x1): Measurement grid: dx=15mm, dy=15mm
Maximum value of SAR (measured) = 0.426 W/kg

CDMA BC10 Body Rear 560ch/Zoom Scan (5x5x7)/Cube 0: Measurement grid: dx=8mm, dy=8mm, dz=5mm
Reference Value = 22.46 V/m; Power Drift = -0.10 dB
Peak SAR (extrapolated) = 0.460 W/kg
SAR(1 g) = 0.359 W/kg; SAR(10 g) = 0.274 W/kg
Maximum value of SAR (measured) = 0.427 W/kg

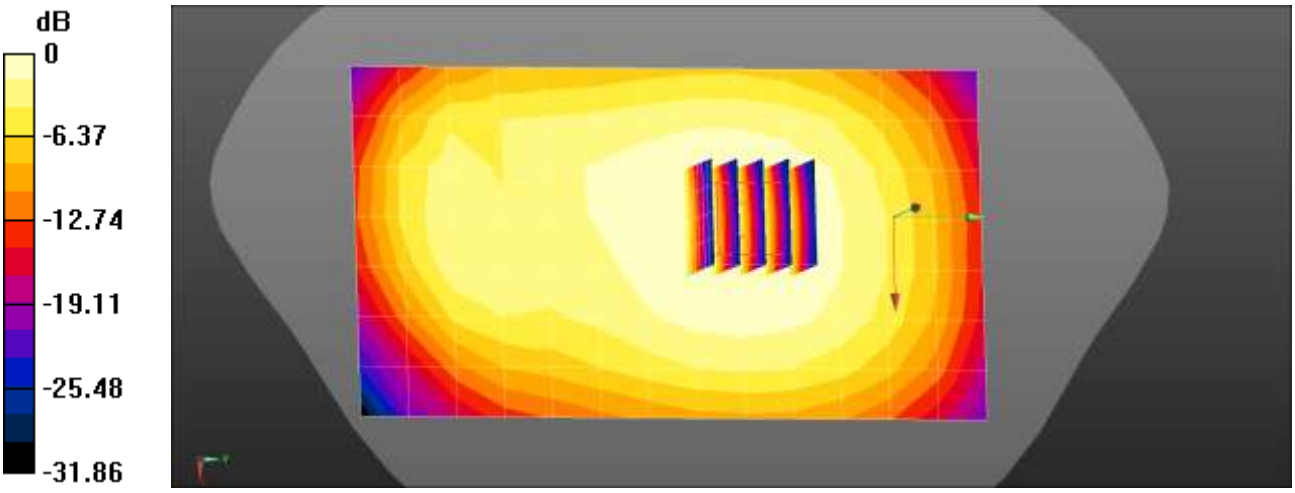

0 dB = 0.426 W/kg = −3.71 dBW/kg

Test Laboratory: HCT CO., LTD
EUT Type: Mobile Phone
Liquid Temperature: 21.4°C
Ambient Temperature: 21.6°C
Test Date: 02/03/2021
Plot No.: 78
DUT: SM-A526U; Type: Bar;

Communication System: UID 0, CDMA 835MHz FCC (0); Frequency: 836.52 MHz;Duty Cycle: 1:1
Medium parameters used (interpolated): f = 836.52 MHz; σ = 0.895 S/m; ε_r = 41.921; ρ = 1000 kg/m^3
Phantom section: Flat Section

DASY5 Configuration:

- Probe: EX3DV4 - SN3903; ConvF(9.61, 9.61, 9.61) @ 836.52 MHz; Calibrated: 2020-03-25
- Sensor-Surface: 1.4mm (Mechanical Surface Detection)
- Electronics: DAE4 Sn869; Calibrated: 2020-09-28
- Phantom: SAM_Right_20170913
- Measurement SW: DASY52, Version 52.10 (4)

CDMA BC0 Body Rear 384ch/Area Scan (8x14x1): Measurement grid: dx=15mm, dy=15mm
Maximum value of SAR (measured) = 0.417 W/kg

CDMA BC0 Body Rear 384ch/Zoom Scan (5x5x7)/Cube 0: Measurement grid: dx=8mm, dy=8mm, dz=5mm
Reference Value = 21.44 V/m; Power Drift = -0.02 dB
Peak SAR (extrapolated) = 0.450 W/kg
SAR(1 g) = 0.350 W/kg; SAR(10 g) = 0.266 W/kg
Maximum value of SAR (measured) = 0.418 W/kg

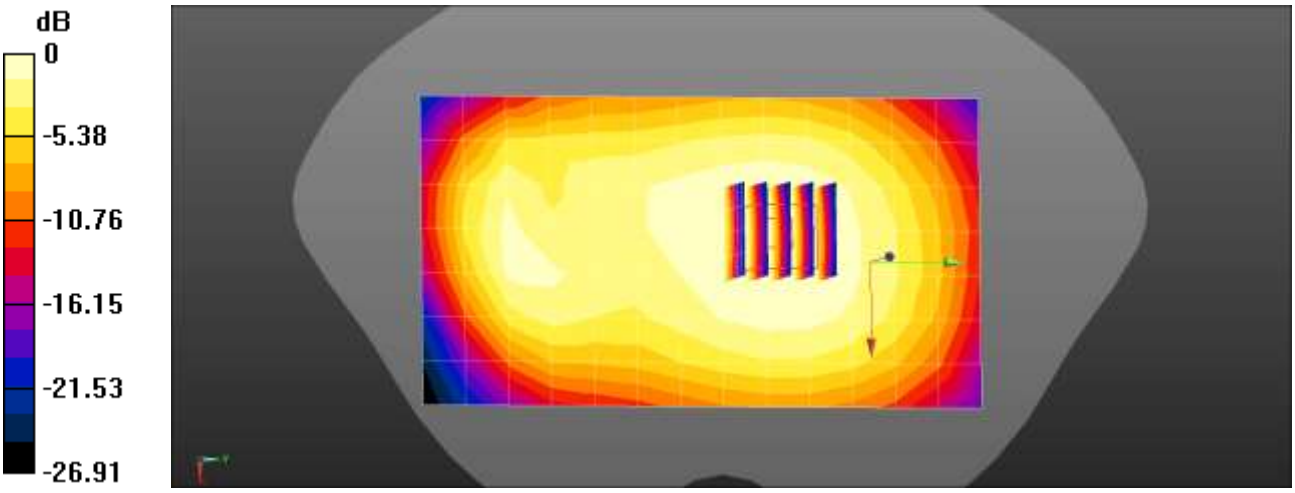

0 dB = 0.417 W/kg = −3.80 dBW/kg

Test Laboratory: HCT CO., LTD
EUT Type: Mobile Phone
Liquid Temperature: 22.3°C
Ambient Temperature: 22.4°C
Test Date: 02/08/2021
Plot No.: 79
DUT: SM-A526U; Type: Bar;

Communication System: UID 0, CDMA (0); Frequency: 1880 MHz;Duty Cycle: 1:1
Medium parameters used: f = 1880 MHz; σ = 1.386 S/m; ε_r = 41.241; ρ = 1000 kg/m^3
Phantom section: Flat Section

DASY5 Configuration:

- Probe: EX3DV4 - SN7370; ConvF(8.19, 8.19, 8.19) @ 1880 MHz; Calibrated: 2020-08-31
- Sensor-Surface: 1.4mm (Mechanical Surface Detection)
- Electronics: DAE4 Sn1225; Calibrated: 2020-08-07
- Phantom: Twin-SAM V5.0 (20deg probe tilt)
- Measurement SW: DASY52, Version 52.10 (4)

PCS CDMA Body Front 600ch/Area Scan (8x14x1): Measurement grid: dx=15mm, dy=15mm
Maximum value of SAR (measured) = 0.652 W/kg

PCS CDMA Body Front 600ch/Zoom Scan (5x5x7)/Cube 0: Measurement grid: dx=8mm, dy=8mm, dz=5mm
Reference Value = 10.01 V/m; Power Drift = -0.05 dB
Peak SAR (extrapolated) = 0.769 W/kg
SAR(1 g) = 0.445 W/kg; SAR(10 g) = 0.260 W/kg
Maximum value of SAR (measured) = 0.637 W/kg

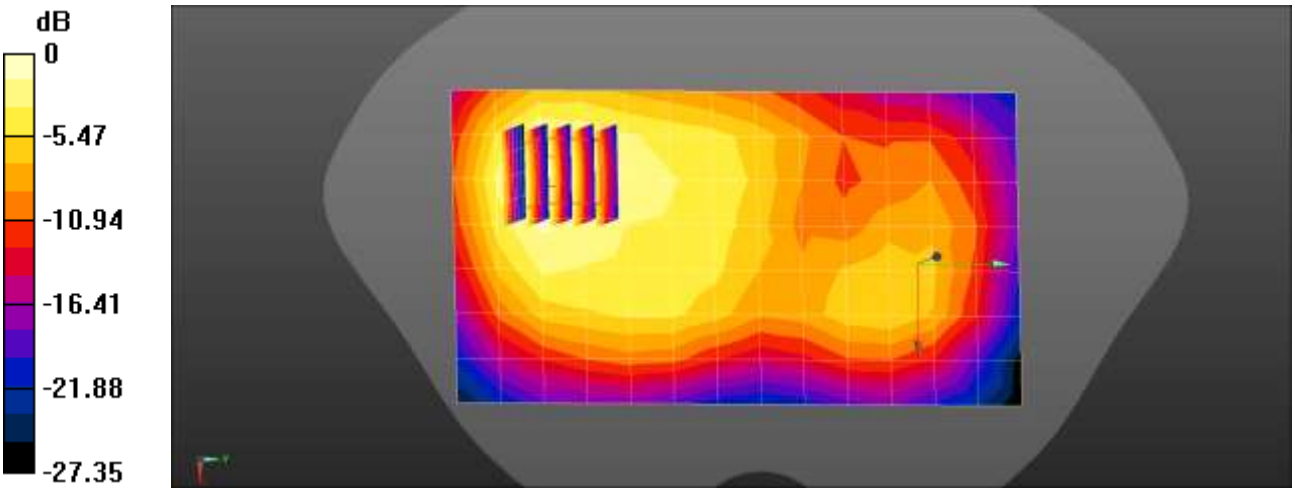

0 dB = 0.652 W/kg = −1.86 dBW/kg

Test Laboratory: HCT CO., LTD
EUT Type: Mobile Phone
Liquid Temperature: 21.6°C
Ambient Temperature: 21.8°C
Test Date: 02/01/2021
Plot No.: 80
DUT: SM-A526U; Type: Bar;

Communication System: UID 0, GSM850 GPRS 2TX (0); Frequency: 836.6 MHz;Duty Cycle: 1:4.14954
Medium parameters used (interpolated): f = 836.6 MHz; σ = 0.885 S/m; ε_r = 41.923; ρ = 1000 kg/m^3
Phantom section: Flat Section

DASY5 Configuration:

- Probe: EX3DV4 - SN3903; ConvF(9.61, 9.61, 9.61) @ 836.6 MHz; Calibrated: 2020-03-25
- Sensor-Surface: 1.4mm (Mechanical Surface Detection)
- Electronics: DAE4 Sn869; Calibrated: 2020-09-28
- Phantom: SAM_Right_20170913
- Measurement SW: DASY52, Version 52.10 (4)

GSM850 Body Front 190ch 2Tx/Area Scan (8x14x1): Measurement grid: dx=15mm, dy=15mm
Maximum value of SAR (measured) = 0.358 W/kg

GSM850 Body Front 190ch 2Tx/Zoom Scan (5x5x7)/Cube 0: Measurement grid: dx=8mm, dy=8mm, dz=5mm
Reference Value = 20.75 V/m; Power Drift = -0.04 dB
Peak SAR (extrapolated) = 0.388 W/kg
SAR(1 g) = 0.305 W/kg; SAR(10 g) = 0.233 W/kg
Maximum value of SAR (measured) = 0.361 W/kg

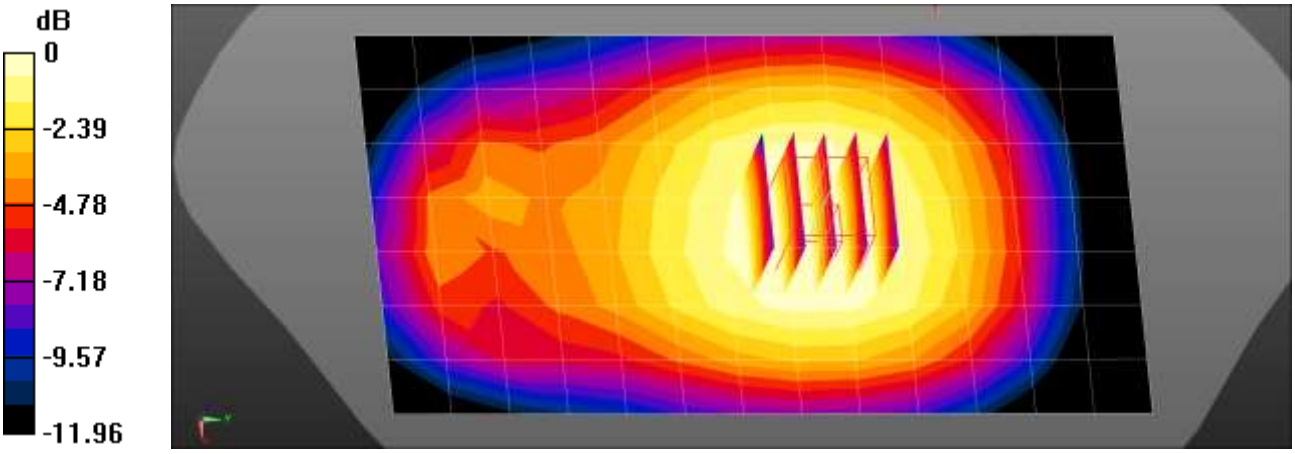

0 dB = 0.361 W/kg = −4.42 dBW/kg

Test Laboratory: HCT CO., LTD
EUT Type: Mobile Phone
Liquid Temperature: 21.0°C
Ambient Temperature: 21.2°C
Test Date: 02/09/2021
Plot No.: 81
DUT: SM-A526U; Type: Bar;

Communication System: UID 0, GSM 1900 2Tx (0); Frequency: 1880 MHz;Duty Cycle: 1:4.14954
Medium parameters used: f = 1880 MHz; σ = 1.387 S/m; ε_r = 41.223; ρ = 1000 kg/m^3
Phantom section: Flat Section

DASY5 Configuration:

- Probe: EX3DV4 - SN7370; ConvF(8.19, 8.19, 8.19) @ 1880 MHz; Calibrated: 2020-08-31
- Sensor-Surface: 1.4mm (Mechanical Surface Detection)
- Electronics: DAE4 Sn1225; Calibrated: 2020-08-07
- Phantom: Twin-SAM V5.0 (20deg probe tilt)
- Measurement SW: DASY52, Version 52.10 (4)

GSM1900 Body Rear 2Tx 661ch/Area Scan (8x14x1): Measurement grid: dx=15mm, dy=15mm
Maximum value of SAR (measured) = 0.330 W/kg

GSM1900 Body Rear 2Tx 661ch/Zoom Scan (5x5x7)/Cube 0: Measurement grid: dx=8mm, dy=8mm, dz=5mm
Reference Value = 8.724 V/m; Power Drift = -0.10 dB
Peak SAR (extrapolated) = 0.448 W/kg
SAR(1 g) = 0.249 W/kg; SAR(10 g) = 0.140 W/kg
Maximum value of SAR (measured) = 0.369 W/kg

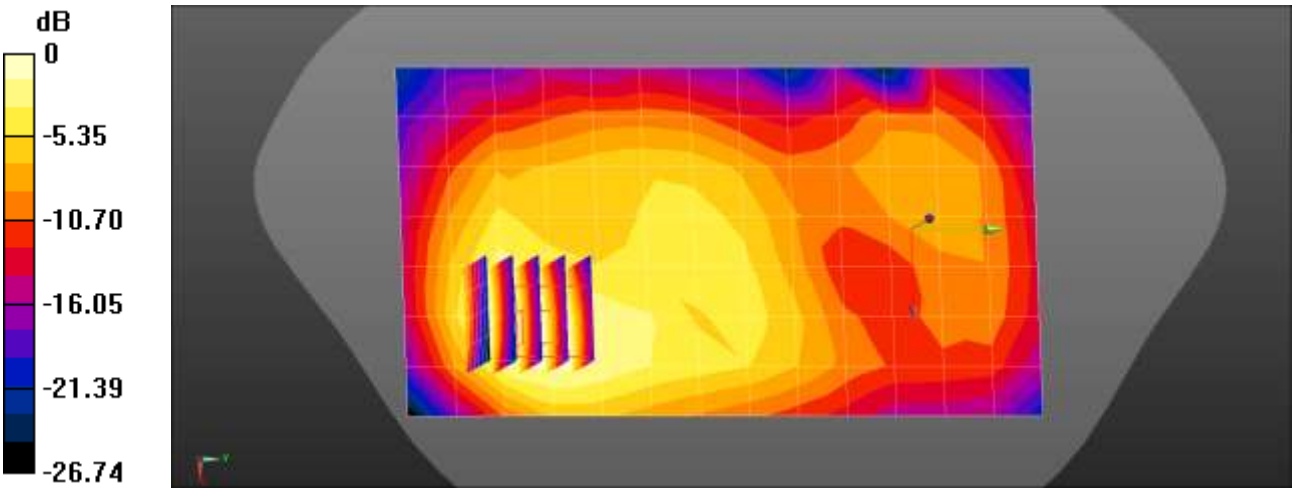

0 dB = 0.330 W/kg = −4.81 dBW/kg

Test Laboratory: HCT CO., LTD
EUT Type: Mobile Phone
Liquid Temperature: 20.6°C
Ambient Temperature: 20.8°C
Test Date: 01/29/2021
Plot No.: 82
DUT: SM-A526U; Type: Bar;

Communication System: UID 0, UMTS B5 (0); Frequency: 836.6 MHz;Duty Cycle: 1:1
Medium parameters used (interpolated): f = 836.6 MHz; σ = 0.887 S/m; ε_r = 41.837; ρ = 1000 kg/m^3
Phantom section: Flat Section

DASY5 Configuration:

- Probe: EX3DV4 - SN3903; ConvF(9.61, 9.61, 9.61) @ 836.6 MHz; Calibrated: 2020-03-25
- Sensor-Surface: 1.4mm (Mechanical Surface Detection)
- Electronics: DAE4 Sn869; Calibrated: 2020-09-28
- Phantom: SAM_Right_20170913
- Measurement SW: DASY52, Version 52.10 (4)

UMTS B5 Body Rear 4183ch/Area Scan (8x14x1): Measurement grid: dx=15mm, dy=15mm
Maximum value of SAR (measured) = 0.314 W/kg

UMTS B5 Body Rear 4183ch/Zoom Scan (5x5x7)/Cube 0: Measurement grid: dx=8mm, dy=8mm, dz=5mm
Reference Value = 18.94 V/m; Power Drift = -0.02 dB
Peak SAR (extrapolated) = 0.338 W/kg
SAR(1 g) = 0.263 W/kg; SAR(10 g) = 0.200 W/kg
Maximum value of SAR (measured) = 0.314 W/kg

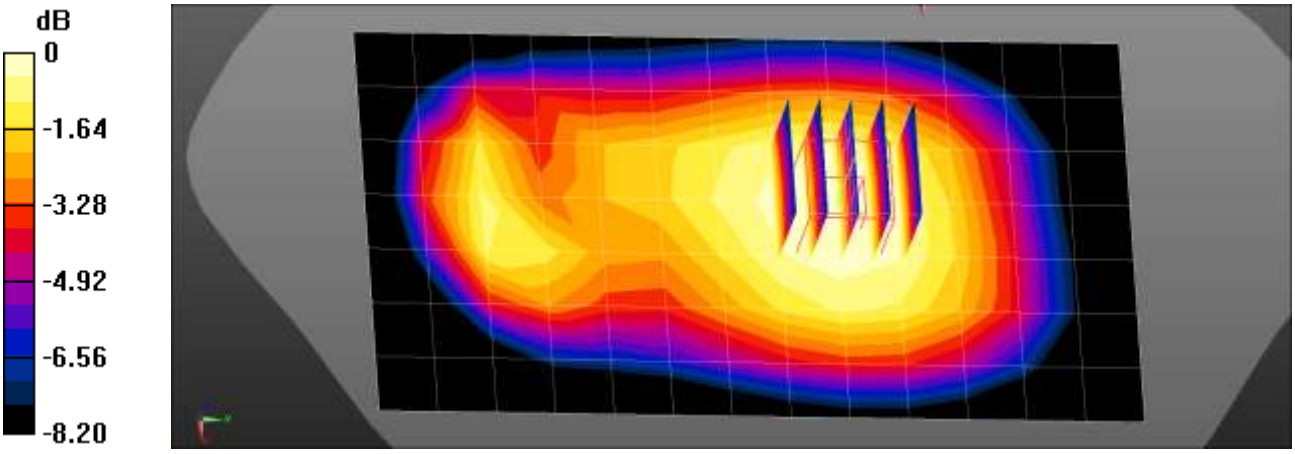

0 dB = 0.314 W/kg = −5.03 dBW/kg

Test Laboratory: HCT CO., LTD
EUT Type: Mobile Phone
Liquid Temperature: 21.7°C
Ambient Temperature: 21.9°C
Test Date: 01/28/2021
Plot No.: 83
DUT: SM-A526U; Type: Bar;

Communication System: UID 0, UMTS B4 (0); Frequency: 1732.4 MHz;Duty Cycle: 1:1
Medium parameters used (interpolated): f = 1732.4 MHz; σ = 1.334 S/m; ε_r = 41.648; ρ = 1000 kg/m^3
Phantom section: Flat Section

DASY5 Configuration:

- Probe: EX3DV4 - SN3903; ConvF(8.62, 8.62, 8.62) @ 1732.4 MHz; Calibrated: 2020-03-25
- Sensor-Surface: 1.4mm (Mechanical Surface Detection)
- Electronics: DAE4 Sn869; Calibrated: 2020-09-28
- Phantom: SAM_Left_20170913
- Measurement SW: DASY52, Version 52.10 (4)

UMTS B4 Body Bottom 1412ch/Area Scan (7x8x1): Measurement grid: dx=15mm, dy=15mm
Maximum value of SAR (measured) = 0.376 W/kg

UMTS B4 Body Bottom 1412ch/Zoom Scan (5x5x7)/Cube 0: Measurement grid: dx=8mm, dy=8mm, dz=5mm
Reference Value = 17.88 V/m; Power Drift = 0.02 dB
Peak SAR (extrapolated) = 0.470 W/kg
SAR(1 g) = 0.272 W/kg; SAR(10 g) = 0.158 W/kg
Maximum value of SAR (measured) = 0.397 W/kg

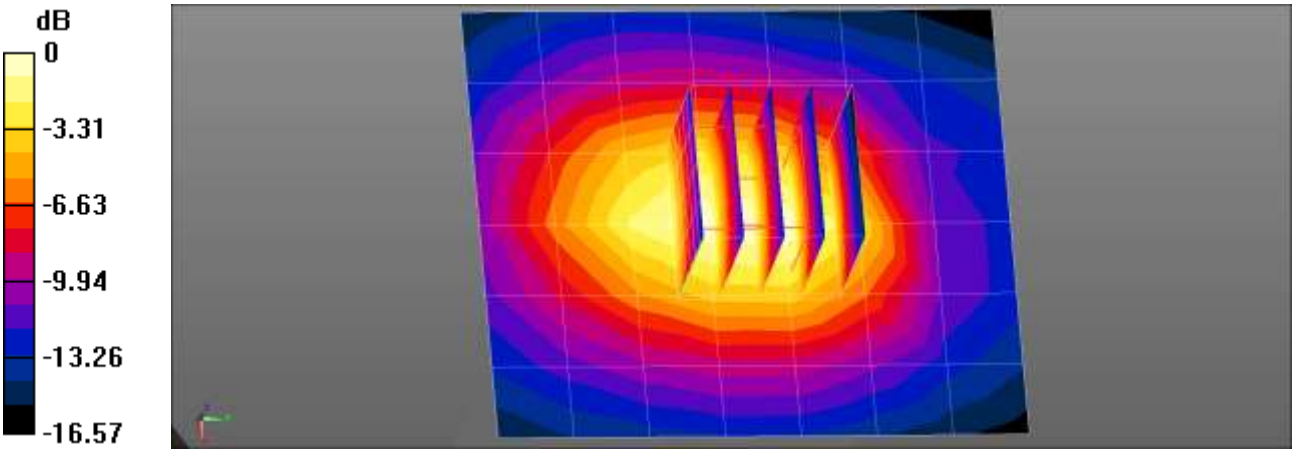

0 dB = 0.376 W/kg = −4.25 dBW/kg

Test Laboratory: HCT CO., LTD
EUT Type: Mobile Phone
Liquid Temperature: 21.7°C
Ambient Temperature: 21.9°C
Test Date: 01/28/2021
Plot No.: 84
DUT: SM-A526U; Type: Bar;

Communication System: UID 0, UMTS B2 (0); Frequency: 1880 MHz;Duty Cycle: 1:1
Medium parameters used: f = 1880 MHz; σ = 1.377 S/m; ε_r = 41.105; ρ = 1000 kg/m^3
Phantom section: Flat Section

DASY5 Configuration:

- Probe: EX3DV4 - SN3903; ConvF(8.31, 8.31, 8.31) @ 1880 MHz; Calibrated: 2020-03-25
- Sensor-Surface: 1.4mm (Mechanical Surface Detection)
- Electronics: DAE4 Sn869; Calibrated: 2020-09-28
- Phantom: SAM_Left_20170913
- Measurement SW: DASY52, Version 52.10 (4)

UMTS B2 Body Bottom 9400ch/Area Scan (7x8x1): Measurement grid: dx=15mm, dy=15mm
Maximum value of SAR (measured) = 0.436 W/kg

UMTS B2 Body Bottom 9400ch/Zoom Scan (5x5x7)/Cube 0: Measurement grid: dx=8mm, dy=8mm, dz=5mm
Reference Value = 18.54 V/m; Power Drift = -0.06 dB
Peak SAR (extrapolated) = 0.531 W/kg
SAR(1 g) = 0.302 W/kg; SAR(10 g) = 0.173 W/kg
Maximum value of SAR (measured) = 0.444 W/kg

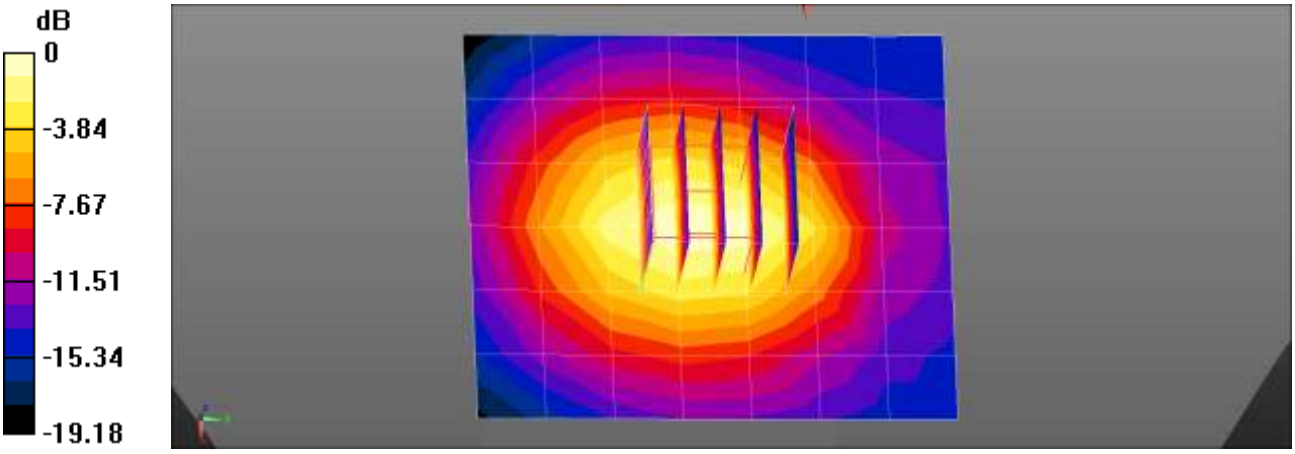

0 dB = 0.436 W/kg = −3.60 dBW/kg

Test Laboratory: HCT CO., LTD
EUT Type: Mobile Phone
Liquid Temperature: 22.3°C
Ambient Temperature: 22.4°C
Test Date: 02/10/2021
Plot No.: 85

DUT: SM-A526U; Type: Bar;

Communication System: UID 0, LTE Band7 (0); Frequency: 2560 MHz;Duty Cycle: 1:1
Medium parameters used: f = 2560 MHz; σ = 1.993 S/m; ε_r = 40.579; ρ = 1000 kg/m^3
Phantom section: Flat Section

DASY5 Configuration:

- Probe: EX3DV4 - SN7370; ConvF(7.35, 7.35, 7.35) @ 2560 MHz; Calibrated: 2020-08-31
- Sensor-Surface: 1.4mm (Mechanical Surface Detection)
- Electronics: DAE4 Sn1225; Calibrated: 2020-08-07
- Phantom: Twin-SAM V4.0 (20deg probe tilt)_1588_20200429
- Measurement SW: DASY52, Version 52.10 (4)

LTE Band 7 Body Bottom QPSK 20MHz 50RB 25offset 21350ch/Area Scan (7x10x1): Measurement grid: dx=12mm, dy=12mm
Maximum value of SAR (measured) = 0.461 W/kg

LTE Band 7 Body Bottom QPSK 20MHz 50RB 25offset 21350ch/Zoom Scan (7x7x7)/Cube 0:
Measurement grid: dx=5mm, dy=5mm, dz=5mm
Reference Value = 12.21 V/m; Power Drift = -0.07 dB
Peak SAR (extrapolated) = 0.610 W/kg
SAR(1 g) = 0.297 W/kg; SAR(10 g) = 0.143 W/kg
Maximum value of SAR (measured) = 0.486 W/kg

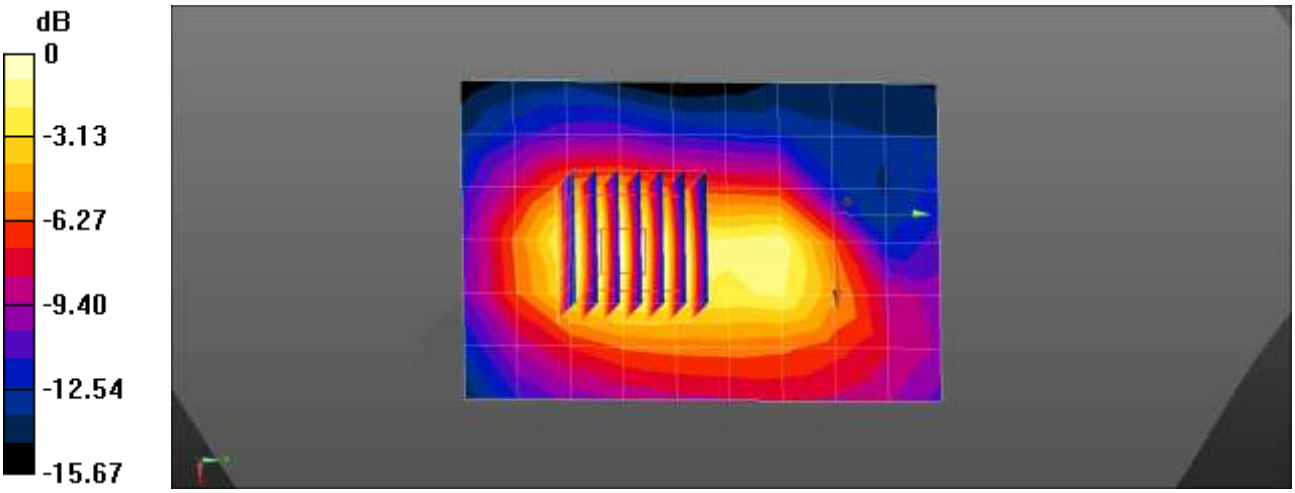

0 dB = 0.461 W/kg = −3.37 dBW/kg

Test Laboratory: HCT CO., LTD
EUT Type: Mobile Phone
Liquid Temperature: 22.2°C
Ambient Temperature: 22.4°C
Test Date: 02/02/2021
Plot No.: 86
DUT: SM-A526U; Type: Bar;

Communication System: UID 0, LTE Band 12 (0); Frequency: 707.5 MHz;Duty Cycle: 1:1
Medium parameters used (interpolated): f = 707.5 MHz; σ = 0.858 S/m; ε_r = 42.954; ρ = 1000 kg/m^3
Phantom section: Flat Section

DASY5 Configuration:

- Probe: EX3DV4 - SN3903; ConvF(9.86, 9.86, 9.86) @ 707.5 MHz; Calibrated: 2020-03-25
- Sensor-Surface: 1.4mm (Mechanical Surface Detection)
- Electronics: DAE4 Sn869; Calibrated: 2020-09-28
- Phantom: SAM_Right_20170913
- Measurement SW: DASY52, Version 52.10 (4)

LTE Band12 Body Rear QPSK 10MHz 1RB 49offset 23095ch/Area Scan (8x14x1): Measurement grid: dx=15mm, dy=15mm
Maximum value of SAR (measured) = 0.284 W/kg

LTE Band12 Body Rear QPSK 10MHz 1RB 49offset 23095ch/Zoom Scan (5x5x7)/Cube 0: Measurement grid: dx=8mm, dy=8mm, dz=5mm
Reference Value = 19.23 V/m; Power Drift = 0.01 dB
Peak SAR (extrapolated) = 0.307 W/kg
SAR(1 g) = 0.250 W/kg; SAR(10 g) = 0.198 W/kg
Maximum value of SAR (measured) = 0.289 W/kg

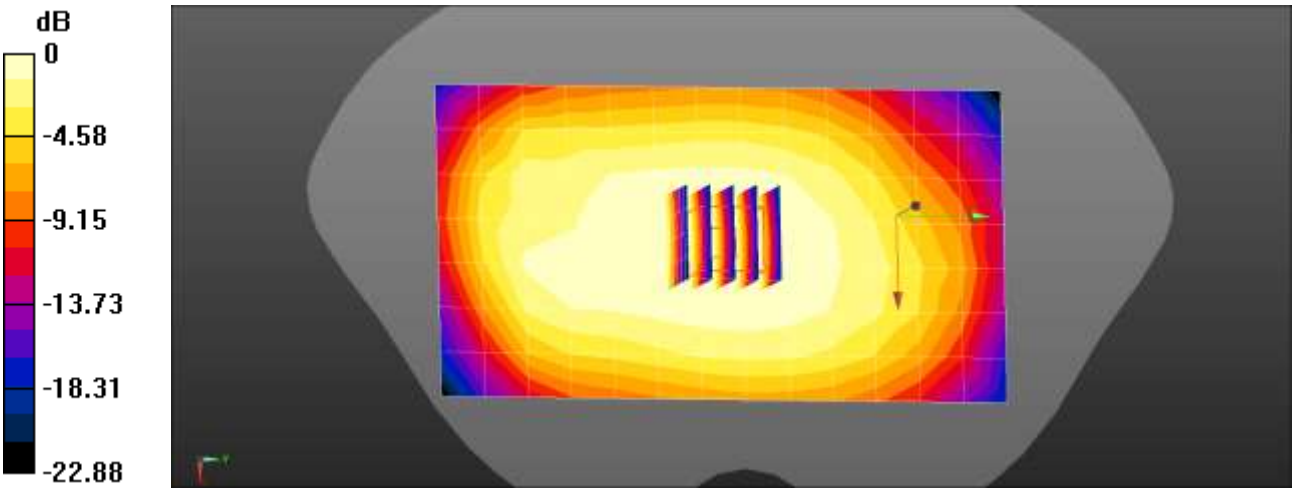

0 dB = 0.284 W/kg = −5.47 dBW/kg

Test Laboratory: HCT CO., LTD
EUT Type: Mobile Phone
Liquid Temperature: 20.8°C
Ambient Temperature: 21.0°C
Test Date: 02/05/2021
Plot No.: 87
DUT: SM-A526U; Type: Bar;

Communication System: UID 0, LTE Band 13 (0); Frequency: 782 MHz;Duty Cycle: 1:1
Medium parameters used (interpolated): f = 782 MHz; σ = 0.93 S/m; ε_r = 42.016; ρ = 1000 kg/m^3
Phantom section: Flat Section

DASY5 Configuration:

- Probe: EX3DV4 - SN3903; ConvF(9.86, 9.86, 9.86) @ 782 MHz; Calibrated: 2020-03-25
- Sensor-Surface: 1.4mm (Mechanical Surface Detection)
- Electronics: DAE4 Sn869; Calibrated: 2020-09-28
- Phantom: SAM_Right_20170913
- Measurement SW: DASY52, Version 52.10 (4)

LTE Band13 Body Right QPSK 10MHz 1RB 0offset 23230ch/Area Scan (6x14x1): Measurement grid: dx=15mm, dy=15mm
Maximum value of SAR (measured) = 0.374 W/kg

LTE Band13 Body Right QPSK 10MHz 1RB 0offset 23230ch/Zoom Scan (5x5x7)/Cube 0: Measurement grid: dx=8mm, dy=8mm, dz=5mm
Reference Value = 21.43 V/m; Power Drift = -0.01 dB
Peak SAR (extrapolated) = 0.432 W/kg
SAR(1 g) = 0.309 W/kg; SAR(10 g) = 0.217 W/kg
Maximum value of SAR (measured) = 0.391 W/kg

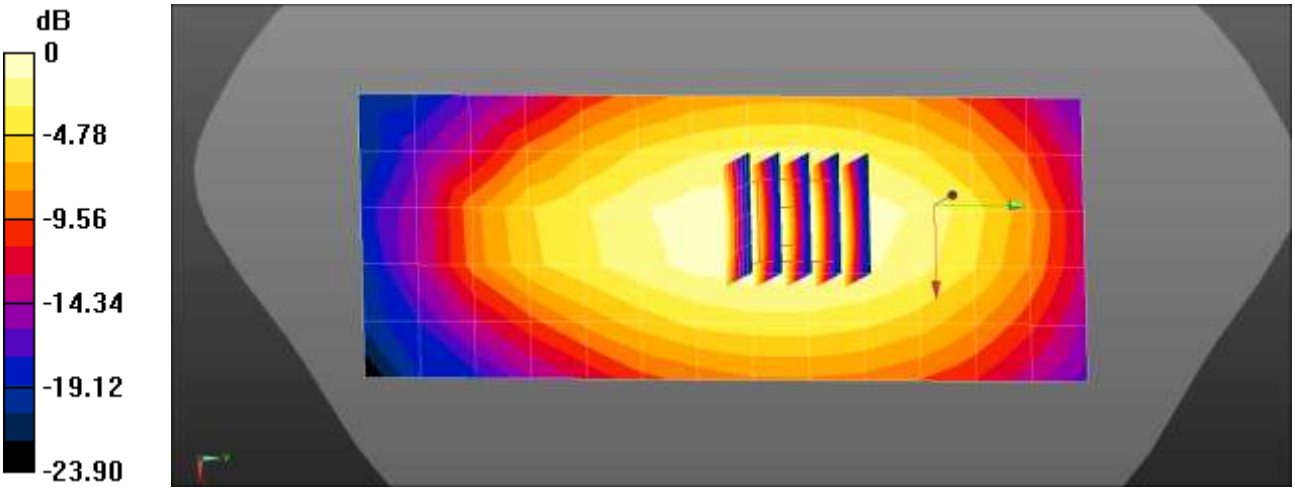

0 dB = 0.374 W/kg = −4.27 dBW/kg

Test Laboratory: HCT CO., LTD
EUT Type: Mobile Phone
Liquid Temperature: 19.8°C
Ambient Temperature: 20.0°C
Test Date: 02/08/2021
Plot No.: 88
DUT: SM-A526U; Type: Bar;

Communication System: UID 0, LTE 14 (0); Frequency: 793 MHz;Duty Cycle: 1:1
Medium parameters used (interpolated): f = 793 MHz; σ = 0.935 S/m; ε_r = 41.851; ρ = 1000 kg/m^3
Phantom section: Flat Section

DASY5 Configuration:

- Probe: EX3DV4 - SN3903; ConvF(9.86, 9.86, 9.86) @ 793 MHz; Calibrated: 2020-03-25
- Sensor-Surface: 1.4mm (Mechanical Surface Detection)
- Electronics: DAE4 Sn869; Calibrated: 2020-09-28
- Phantom: SAM_Right_20170913
- Measurement SW: DASY52, Version 52.10 (4)

LTE Band14 Body Right QPSK 10MHz 1RB 0offset 23330ch/Area Scan (6x14x1): Measurement grid: dx=15mm, dy=15mm
Maximum value of SAR (measured) = 0.348 W/kg

LTE Band14 Body Right QPSK 10MHz 1RB 0offset 23330ch/Zoom Scan (5x5x7)/Cube 0: Measurement grid: dx=8mm, dy=8mm, dz=5mm
Reference Value = 20.47 V/m; Power Drift = 0.01 dB
Peak SAR (extrapolated) = 0.405 W/kg
SAR(1 g) = 0.285 W/kg; SAR(10 g) = 0.199 W/kg
Maximum value of SAR (measured) = 0.365 W/kg

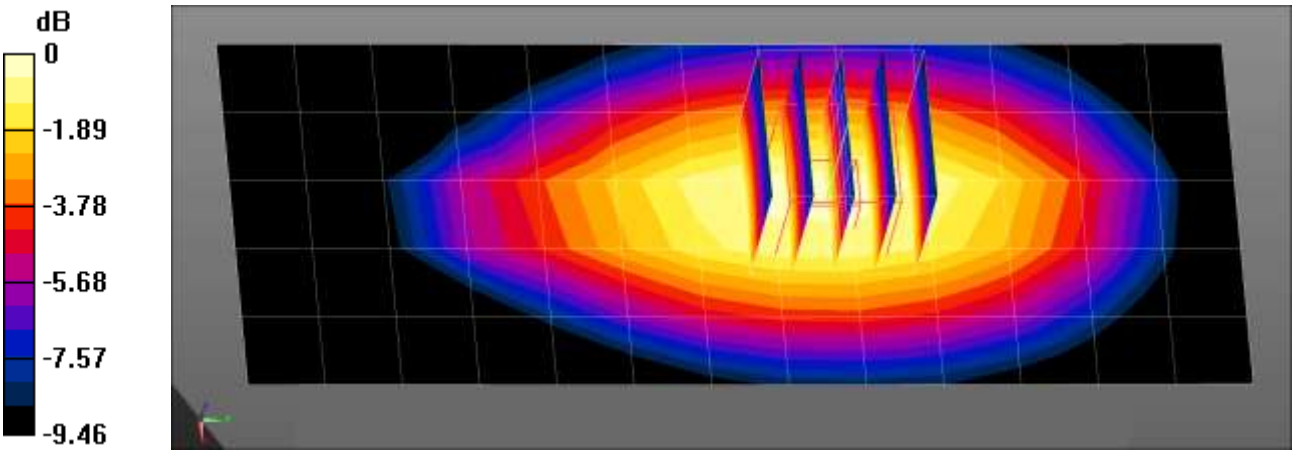

0 dB = 0.365 W/kg = −4.38 dBW/kg

Test Laboratory: HCT CO., LTD
EUT Type: Mobile Phone
Liquid Temperature: 22.0°C
Ambient Temperature: 22.1°C
Test Date: 02/04/2021
Plot No.: 89
DUT: SM-A526U; Type: Bar;

Communication System: UID 0, LTE Band25 (0); Frequency: 1860 MHz;Duty Cycle: 1:1
Medium parameters used: f = 1860 MHz; σ = 1.395 S/m; ε_r = 41.251; ρ = 1000 kg/m^3
Phantom section: Flat Section

DASY5 Configuration:

- Probe: EX3DV4 - SN7370; ConvF(8.19, 8.19, 8.19) @ 1860 MHz; Calibrated: 2020-08-31
- Sensor-Surface: 1.4mm (Mechanical Surface Detection)
- Electronics: DAE4 Sn1225; Calibrated: 2020-08-07
- Phantom: Twin-SAM V5.0 (20deg probe tilt)
- Measurement SW: DASY52, Version 52.10 (4)

LTE Band 25 Body Front QPSK 20MHz 1RB 99offset 26140ch/Area Scan (8x14x1): Measurement grid: dx=15mm, dy=15mm
Maximum value of SAR (measured) = 0.542 W/kg

LTE Band 25 Body Front QPSK 20MHz 1RB 99offset 26140ch/Zoom Scan (5x5x7)/Cube 0:
Measurement grid: dx=8mm, dy=8mm, dz=5mm
Reference Value = 9.845 V/m; Power Drift = -0.12 dB
Peak SAR (extrapolated) = 0.650 W/kg
SAR(1 g) = 0.380 W/kg; SAR(10 g) = 0.222 W/kg
Maximum value of SAR (measured) = 0.551 W/kg

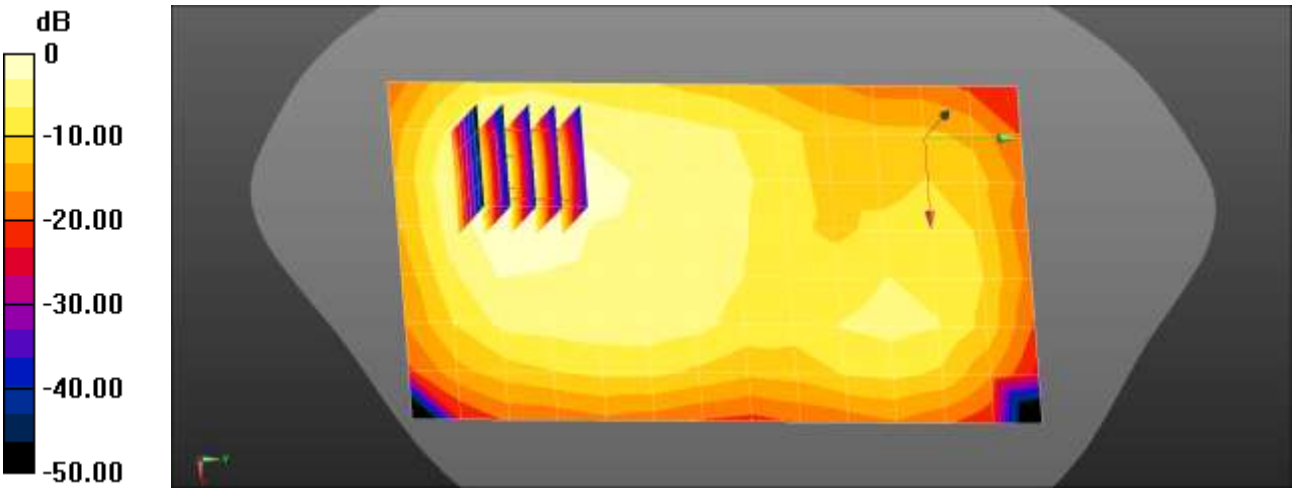

0 dB = 0.542 W/kg = −2.66 dBW/kg

Test Laboratory: HCT CO., LTD
EUT Type: Mobile Phone
Liquid Temperature: 19.9°C
Ambient Temperature: 20.1°C
Test Date: 02/09/2021
Plot No.: 90
DUT: SM-A526U; Type: Bar;

Communication System: UID 0, LTE Band 26 (0); Frequency: 831.5 MHz;Duty Cycle: 1:1
Medium parameters used (interpolated): f = 831.5 MHz; σ = 0.886 S/m; ε_r = 42.014; ρ = 1000 kg/m^3
Phantom section: Flat Section

DASY5 Configuration:

- Probe: EX3DV4 - SN3903; ConvF(9.61, 9.61, 9.61) @ 831.5 MHz; Calibrated: 2020-03-25
- Sensor-Surface: 1.4mm (Mechanical Surface Detection)
- Electronics: DAE4 Sn869; Calibrated: 2020-09-28
- Phantom: SAM_Right_20170913
- Measurement SW: DASY52, Version 52.10 (4)

LTE Band26 Body Rear QPSK 15MHz 1RB 0offset 26865ch/Area Scan (8x14x1): Measurement grid: dx=15mm, dy=15mm
Maximum value of SAR (measured) = 0.321 W/kg

LTE Band26 Body Rear QPSK 15MHz 1RB 0offset 26865ch/Zoom Scan (5x5x7)/Cube 0: Measurement grid: dx=8mm, dy=8mm, dz=5mm
Reference Value = 19.70 V/m; Power Drift = -0.02 dB
Peak SAR (extrapolated) = 0.348 W/kg
SAR(1 g) = 0.270 W/kg; SAR(10 g) = 0.206 W/kg
Maximum value of SAR (measured) = 0.323 W/kg

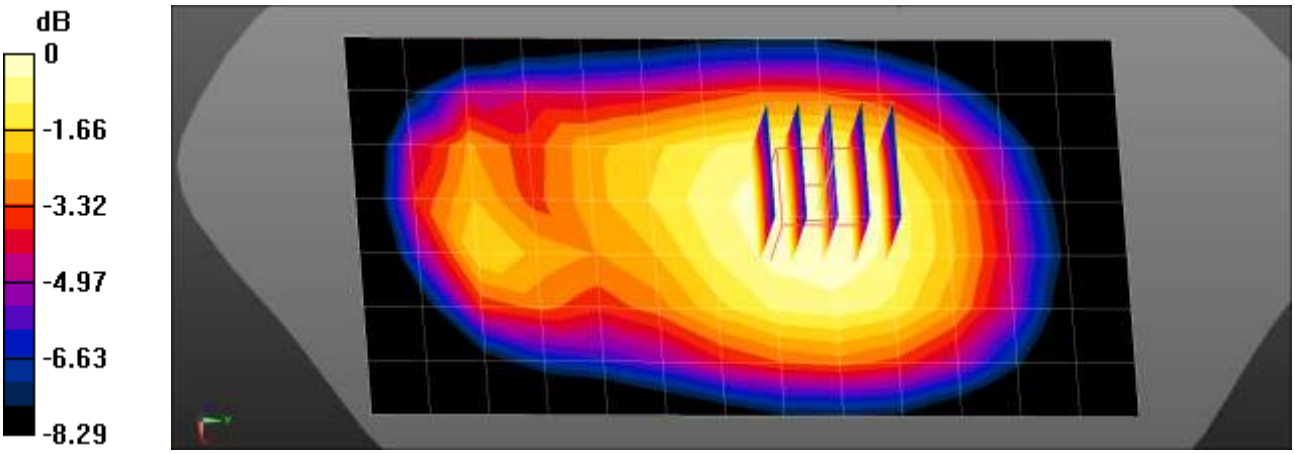

0 dB = 0.323 W/kg = −4.91 dBW/kg

Test Laboratory: HCT CO., LTD
EUT Type: Mobile Phone
Liquid Temperature: 22.3°C
Ambient Temperature: 22.5°C
Test Date: 02/15/2021
Plot No.: 91
DUT: SM-A526U; Type: Bar;

Communication System: UID 0, LTE Band 30 (0); Frequency: 2310 MHz;Duty Cycle: 1:1
Medium parameters used: f = 2310 MHz; σ = 1.702 S/m; ε_r = 40.85; ρ = 1000 kg/m^3
Phantom section: Flat Section

DASY5 Configuration:

- Probe: EX3DV4 - SN7370; ConvF(7.73, 7.73, 7.73) @ 2310 MHz; Calibrated: 2020-08-31
- Sensor-Surface: 1.4mm (Mechanical Surface Detection)
- Electronics: DAE4 Sn1225; Calibrated: 2020-08-07
- Phantom: Twin-SAM V4.0 (20deg probe tilt)_1588_20200429
- Measurement SW: DASY52, Version 52.10 (4)

LTE Band 30 Body Bottom QPSK 10MHz 25RB 12offset 27710ch/Area Scan (7x10x1): Measurement grid: dx=12mm, dy=12mm
Maximum value of SAR (measured) = 0.406 W/kg

LTE Band 30 Body Bottom QPSK 10MHz 25RB 12offset 27710ch/Zoom Scan (7x7x7)/Cube 0:
Measurement grid: dx=5mm, dy=5mm, dz=5mm
Reference Value = 13.00 V/m; Power Drift = -0.07 dB
Peak SAR (extrapolated) = 0.544 W/kg
SAR(1 g) = 0.287 W/kg; SAR(10 g) = 0.149 W/kg
Maximum value of SAR (measured) = 0.447 W/kg

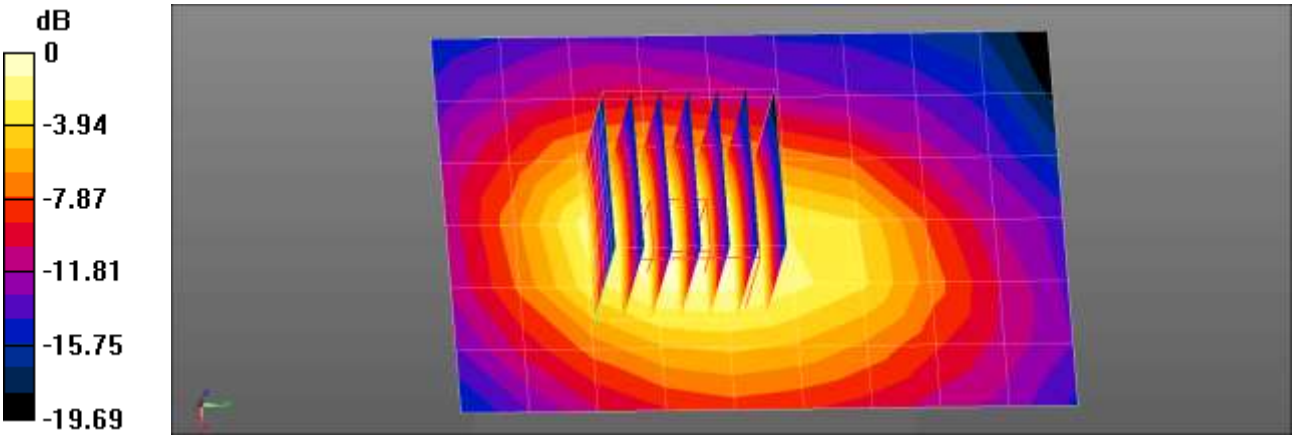

0 dB = 0.406 W/kg = −3.92 dBW/kg

Test Laboratory: HCT CO., LTD
EUT Type: Mobile Phone
Liquid Temperature: 21.5°C
Ambient Temperature: 21.6°C
Test Date: 02/21/2021
Plot No.: 92
DUT: SM-A526U; Type: Bar;

Communication System: UID 0, LTE Band 40 (0); Frequency: 2310 MHz;Duty Cycle: 1:1.58125
Medium parameters used: f = 2310 MHz; σ = 1.701 S/m; ε_r = 40.86; ρ = 1000 kg/m^3
Phantom section: Flat Section

DASY5 Configuration:

- Probe: EX3DV4 - SN7622; ConvF(8.37, 8.37, 8.37) @ 2310 MHz; Calibrated: 2020-11-06
- Sensor-Surface: 1.4mm (Mechanical Surface Detection)
- Electronics: DAE4 Sn648; Calibrated: 2020-05-25
- Phantom: Twin-SAM V4.0 (20deg probe tilt)_1588_20200429
- Measurement SW: DASY52, Version 52.10 (4)

LTE Band 40 Body Front QPSK 10MHz 1RB 24offset 38750ch/Area Scan (9x16x1): Measurement grid: dx=12mm, dy=12mm
Maximum value of SAR (measured) = 0.0274 W/kg

LTE Band 40 Body Front QPSK 10MHz 1RB 24offset 38750ch/Zoom Scan (7x7x7)/Cube 0:
Measurement grid: dx=5mm, dy=5mm, dz=5mm
Reference Value = 0 V/m; Power Drift = 0.01 dB
Peak SAR (extrapolated) = 0.0860 W/kg
SAR(1 g) = 0.015 W/kg; SAR(10 g) = 0.00539 W/kg
Maximum value of SAR (measured) = 0.0249 W/kg

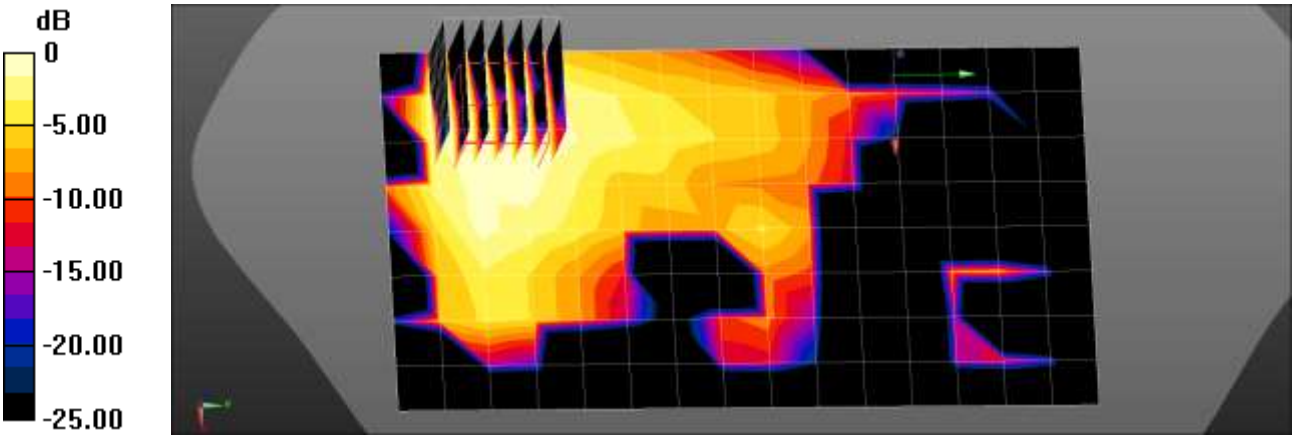

0 dB = 0.0249 W/kg = −16.04 dBW/kg

Test Laboratory: HCT CO., LTD
EUT Type: Mobile Phone
Liquid Temperature: 20.0°C
Ambient Temperature: 20.1°C
Test Date: 02/20/2021
Plot No.: 93

DUT: SM-A526U; Type: Bar;

Communication System: UID 0, LTE Band 40 (0); Frequency: 2355 MHz;Duty Cycle: 1:1.58125
Medium parameters used (interpolated): f = 2355 MHz; σ = 1.757 S/m; ε_r = 40.625; ρ = 1000 kg/m^3
Phantom section: Flat Section

DASY5 Configuration:

- Probe: EX3DV4 - SN7622; ConvF(8.37, 8.37, 8.37) @ 2355 MHz; Calibrated: 2020-11-06
- Sensor-Surface: 1.4mm (Mechanical Surface Detection)
- Electronics: DAE4 Sn648; Calibrated: 2020-05-25
- Phantom: Twin-SAM V4.0 (20deg probe tilt)_1588_20200429
- Measurement SW: DASY52, Version 52.10 (4)

LTE Band 40 Body Rear QPSK 10MHz 1RB 24offset 39200ch/Area Scan (10x17x1): Measurement grid: dx=12mm, dy=12mm
Maximum value of SAR (measured) = 0.0257 W/kg

LTE Band 40 Body Rear QPSK 10MHz 1RB 24offset 39200ch/Zoom Scan (7x7x7)/Cube 0:
Measurement grid: dx=5mm, dy=5mm, dz=5mm
Reference Value = 0.1380 V/m; Power Drift = -0.10 dB
Peak SAR (extrapolated) = 0.0320 W/kg
SAR(1 g) = 0.012 W/kg; SAR(10 g) = 0.00431 W/kg
Maximum value of SAR (measured) = 0.0223 W/kg

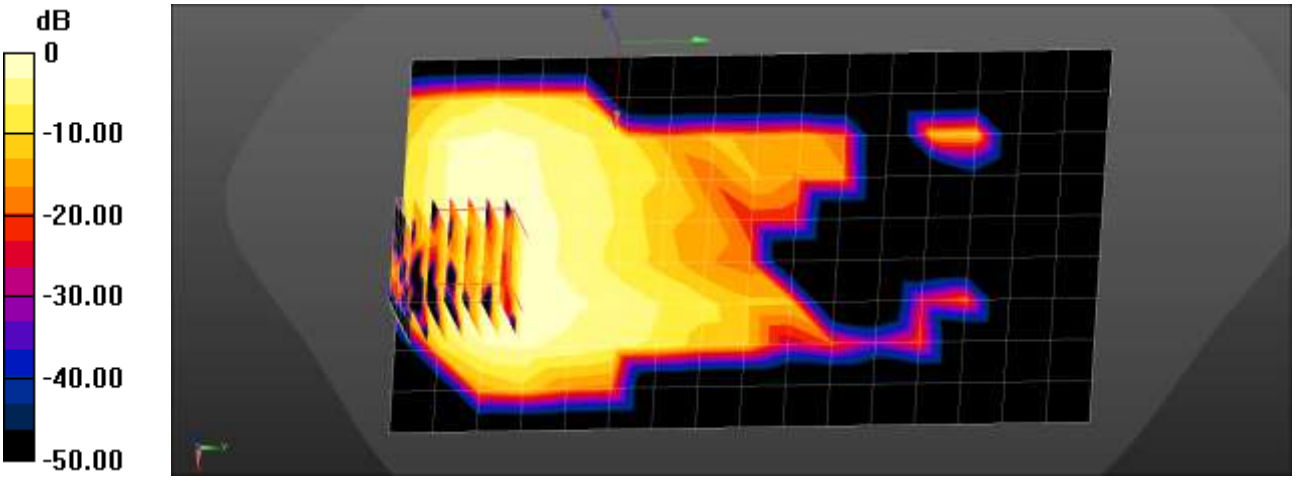

0 dB = 0.0257 W/kg = −15.89 dBW/kg

Test Laboratory: HCT CO., LTD
EUT Type: Mobile Phone
Liquid Temperature: 20.5°C
Ambient Temperature: 20.6°C
Test Date: 02/22/2021
Plot No.: 94
DUT: SM-A526U; Type: Bar;

Communication System: UID 0, LTE Band41 (0); Frequency: 2593 MHz;Duty Cycle: 1:2.31047
Medium parameters used (interpolated): f = 2593 MHz; σ = 2.023 S/m; ε_r = 40.43; ρ = 1000 kg/m^3
Phantom section: Flat Section

DASY5 Configuration:

- Probe: EX3DV4 - SN7370; ConvF(7.35, 7.35, 7.35) @ 2593 MHz; Calibrated: 2020-08-31
- Sensor-Surface: 1.4mm (Mechanical Surface Detection)
- Electronics: DAE4 Sn1225; Calibrated: 2020-08-07
- Phantom: Twin-SAM V4.0 (20deg probe tilt)_1588_20200429
- Measurement SW: DASY52, Version 52.10 (4)

LTE Band 41 Body Bottom QPSK 20MHz 1RB 99offset 40620ch/Area Scan (7x9x1): Measurement grid: dx=12mm, dy=12mm
Maximum value of SAR (measured) = 0.534 W/kg

LTE Band 41 Body Bottom QPSK 20MHz 1RB 99offset 40620ch/Zoom Scan (7x7x7)/Cube 0:
Measurement grid: dx=5mm, dy=5mm, dz=5mm
Reference Value = 14.14 V/m; Power Drift = -0.10 dB
Peak SAR (extrapolated) = 0.678 W/kg
SAR(1 g) = 0.293 W/kg; SAR(10 g) = 0.131 W/kg
Maximum value of SAR (measured) = 0.519 W/kg

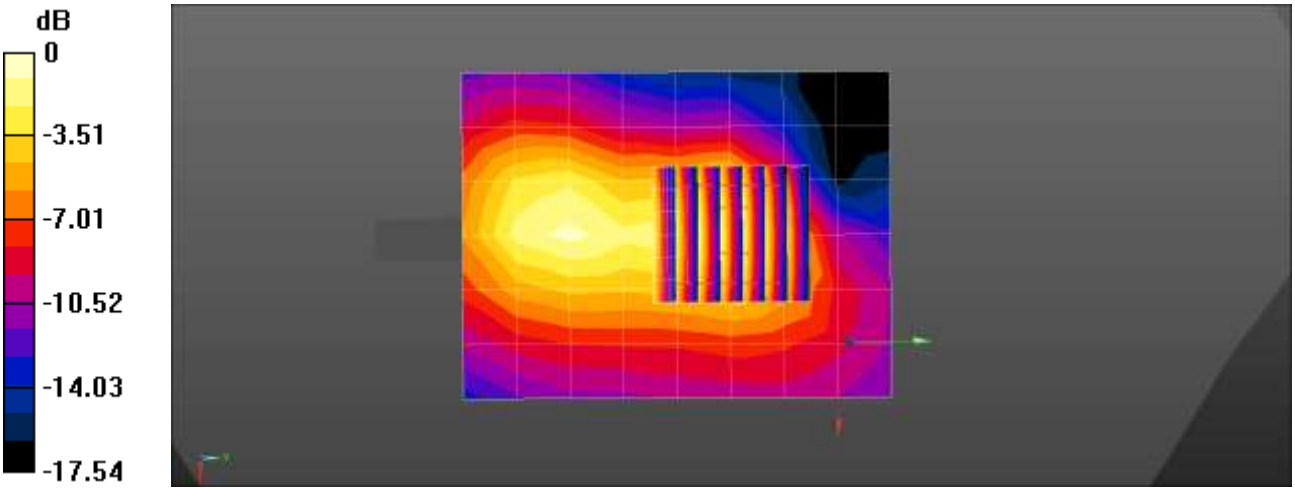

0 dB = 0.534 W/kg = −2.73 dBW/kg

Test Laboratory: HCT CO., LTD
EUT Type: Mobile Phone
Liquid Temperature: 20.5°C
Ambient Temperature: 20.6°C
Test Date: 02/22/2021
Plot No.: 95
DUT: SM-A526U; Type: Bar;

Communication System: UID 0, LTE Band41 (0); Frequency: 2593 MHz;Duty Cycle: 1:2.31047
Medium parameters used (interpolated): f = 2593 MHz; σ = 2.023 S/m; ε_r = 40.43; ρ = 1000 kg/m^3
Phantom section: Flat Section

DASY5 Configuration:

- Probe: EX3DV4 - SN7370; ConvF(7.35, 7.35, 7.35) @ 2593 MHz; Calibrated: 2020-08-31
- Sensor-Surface: 1.4mm (Mechanical Surface Detection)
- Electronics: DAE4 Sn1225; Calibrated: 2020-08-07
- Phantom: Twin-SAM V4.0 (20deg probe tilt)_1588_20200429
- Measurement SW: DASY52, Version 52.10 (4)

PCC: 2 593.0 MHz, 40620 CH/ SCC: 2 612.8 MHz, 40818 CH

LTE Band 41 Body Bottom QPSK 20MHz 1RB 99offset 40620ch/Area Scan (7x9x1): Measurement grid: dx=12mm, dy=12mm
Maximum value of SAR (measured) = 0.659 W/kg
LTE Band 41 Body Bottom QPSK 20MHz 1RB 99offset 40620ch/Zoom Scan (7x7x7)/Cube 0:
Measurement grid: dx=5mm, dy=5mm, dz=5mm
Reference Value = 14.96 V/m; Power Drift = -0.02 dB
Peak SAR (extrapolated) = 0.871 W/kg
SAR(1 g) = 0.376 W/kg; SAR(10 g) = 0.168 W/kg
Maximum value of SAR (measured) = 0.657 W/kg
LTE Band 41 Body Bottom QPSK 20MHz 1RB 99offset 40620ch/Zoom Scan (7x7x7)/Cube 1:
Measurement grid: dx=5mm, dy=5mm, dz=5mm
Reference Value = 14.96 V/m; Power Drift = -0.02 dB
Peak SAR (extrapolated) = 0.757 W/kg
SAR(1 g) = 0.355 W/kg; SAR(10 g) = 0.169 W/kg
Maximum value of SAR (measured) = 0.598 W/kg

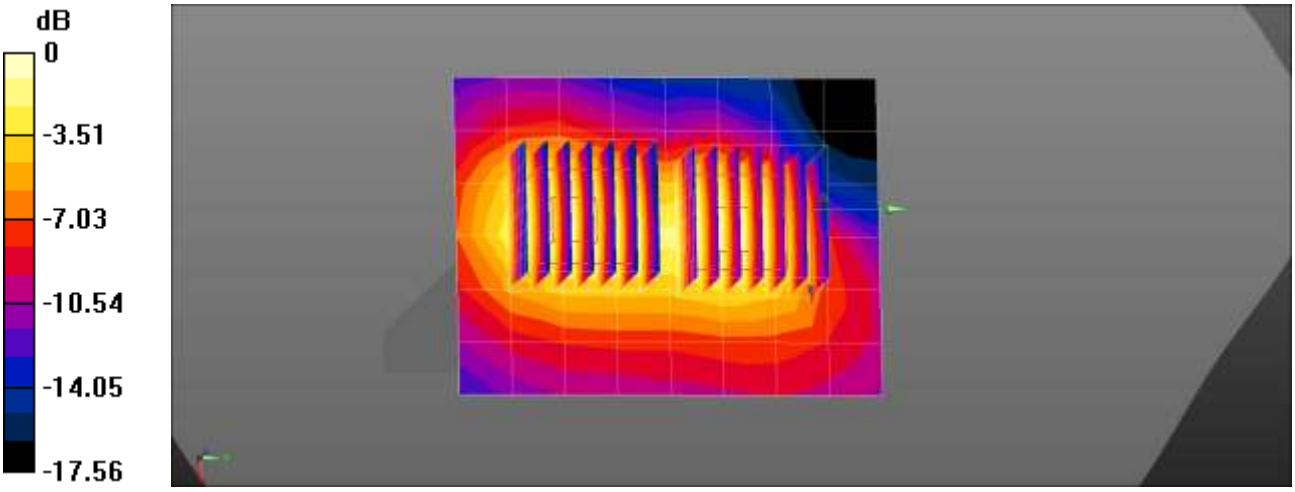

0 dB = 0.659 W/kg = −1.81 dBW/kg

Test Laboratory: HCT CO., LTD
EUT Type: Mobile Phone
Liquid Temperature: 21.2°C
Ambient Temperature: 21.3°C
Test Date: 02/17/2021
Plot No.: 96
DUT: SM-A526U; Type: Bar;

Communication System: UID 0, LTE Band 48 (0); Frequency: 3690 MHz;Duty Cycle: 1:1.58052
Medium parameters used: f = 3690 MHz; σ = 3.142 S/m; ε_r = 37.456; ρ = 1000 kg/m^3
Phantom section: Flat Section

DASY5 Configuration:

- Probe: EX3DV4 - SN7622; ConvF(7.15, 7.15, 7.15) @ 3690 MHz; Calibrated: 2020-11-06
- Sensor-Surface: 1.4mm (Mechanical Surface Detection)
- Electronics: DAE4 Sn648; Calibrated: 2020-05-25
- Phantom: Twin-SAM V8.0 (Left)
- Measurement SW: DASY52, Version 52.10 (4)

LTE Band 48 Body Left QPSK 20MHz 1RB 49offset 56640ch/Area Scan (8x19x1): Measurement grid: dx=10mm, dy=10mm
Maximum value of SAR (measured) = 0.472 W/kg

LTE Band 48 Body Left QPSK 20MHz 1RB 49offset 56640ch/Zoom Scan (7x7x8)/Cube 0: Measurement grid: dx=5mm, dy=5mm, dz=4mm
Reference Value = 8.017 V/m; Power Drift = 0.01 dB
Peak SAR (extrapolated) = 0.719 W/kg
SAR(1 g) = 0.267 W/kg; SAR(10 g) = 0.115 W/kg
Maximum value of SAR (measured) = 0.509 W/kg

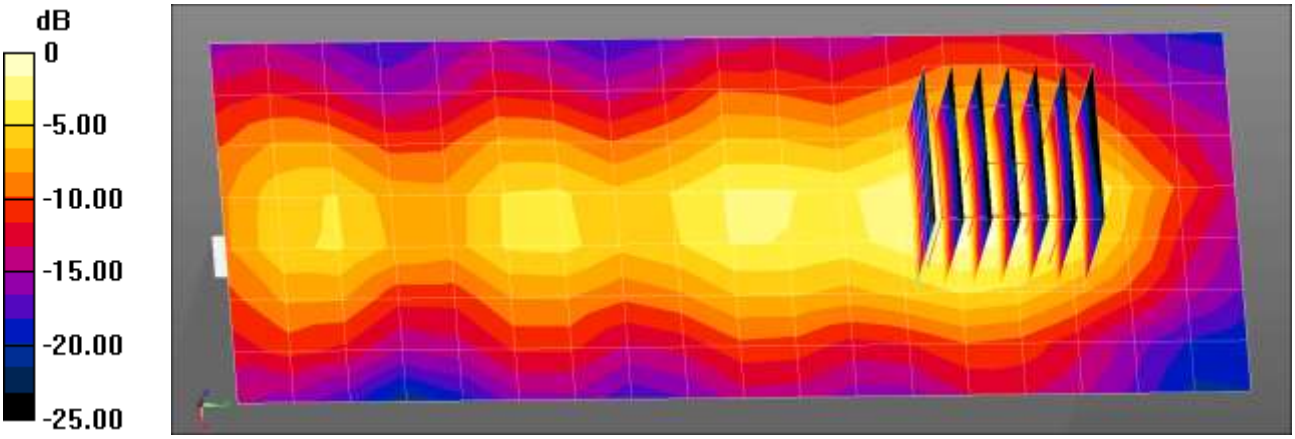

0 dB = 0.509 W/kg = −2.93 dBW/kg

Test Laboratory: HCT CO., LTD
EUT Type: Mobile Phone
Liquid Temperature: 21.2°C
Ambient Temperature: 21.3°C
Test Date: 02/17/2021
Plot No.: 97
DUT: SM-A526U; Type: Bar;

Communication System: UID 0, LTE Band66 (0); Frequency: 1770 MHz;Duty Cycle: 1:1
Medium parameters used: f = 1770 MHz; σ = 1.348 S/m; ε_r = 41.127; ρ = 1000 kg/m^3
Phantom section: Flat Section

DASY5 Configuration:

- Probe: EX3DV4 - SN7370; ConvF(8.38, 8.38, 8.38) @ 1770 MHz; Calibrated: 2020-08-31
- Sensor-Surface: 1.4mm (Mechanical Surface Detection)
- Electronics: DAE4 Sn1225; Calibrated: 2020-08-07
- Phantom: Twin-SAM V5.0 (20deg probe tilt)
- Measurement SW: DASY52, Version 52.10 (4)

LTE Band 66 Body Rear QPSK 20MHz 1RB 0offset 132572ch/Area Scan (8x14x1): Measurement grid: dx=15mm, dy=15mm
Maximum value of SAR (measured) = 0.517 W/kg

LTE Band 66 Body Rear QPSK 20MHz 1RB 0offset 132572ch/Zoom Scan (5x5x7)/Cube 0:
Measurement grid: dx=8mm, dy=8mm, dz=5mm
Reference Value = 10.69 V/m; Power Drift = -0.03 dB
Peak SAR (extrapolated) = 0.682 W/kg
SAR(1 g) = 0.383 W/kg; SAR(10 g) = 0.219 W/kg
Maximum value of SAR (measured) = 0.565 W/kg

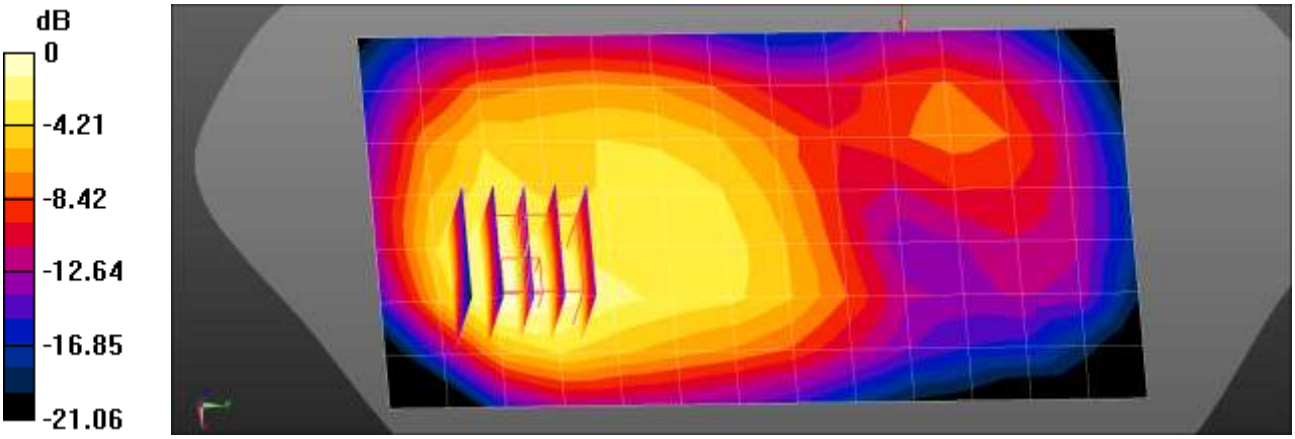

0 dB = 0.565 W/kg = −2.48 dBW/kg

Test Laboratory: HCT CO., LTD
EUT Type: Mobile Phone
Liquid Temperature: 19.9°C
Ambient Temperature: 20.1°C
Test Date: 02/10/2021
Plot No.: 98
DUT: SM-A526U; Type: Bar;

Communication System: UID 0, LTE Band 71 (0); Frequency: 680.5 MHz;Duty Cycle: 1:1
Medium parameters used (interpolated): f = 680.5 MHz; σ = 0.839 S/m; ε_r = 43.251; ρ = 1000 kg/m^3
Phantom section: Flat Section

DASY5 Configuration:

- Probe: EX3DV4 - SN3903; ConvF(9.86, 9.86, 9.86) @ 680.5 MHz; Calibrated: 2020-03-25
- Sensor-Surface: 1.4mm (Mechanical Surface Detection)
- Electronics: DAE4 Sn869; Calibrated: 2020-09-28
- Phantom: SAM_Right_20170913
- Measurement SW: DASY52, Version 52.10 (4)

LTE Band71 Body Rear QPSK 20MHz 1RB 49offset 133297ch/Area Scan (8x14x1): Measurement grid: dx=15mm, dy=15mm
Maximum value of SAR (measured) = 0.400 W/kg

LTE Band71 Body Rear QPSK 20MHz 1RB 49offset 133297ch/Zoom Scan (5x5x7)/Cube 0:
Measurement grid: dx=8mm, dy=8mm, dz=5mm
Reference Value = 22.33 V/m; Power Drift = -0.01 dB
Peak SAR (extrapolated) = 0.427 W/kg
SAR(1 g) = 0.347 W/kg; SAR(10 g) = 0.274 W/kg
Maximum value of SAR (measured) = 0.402 W/kg

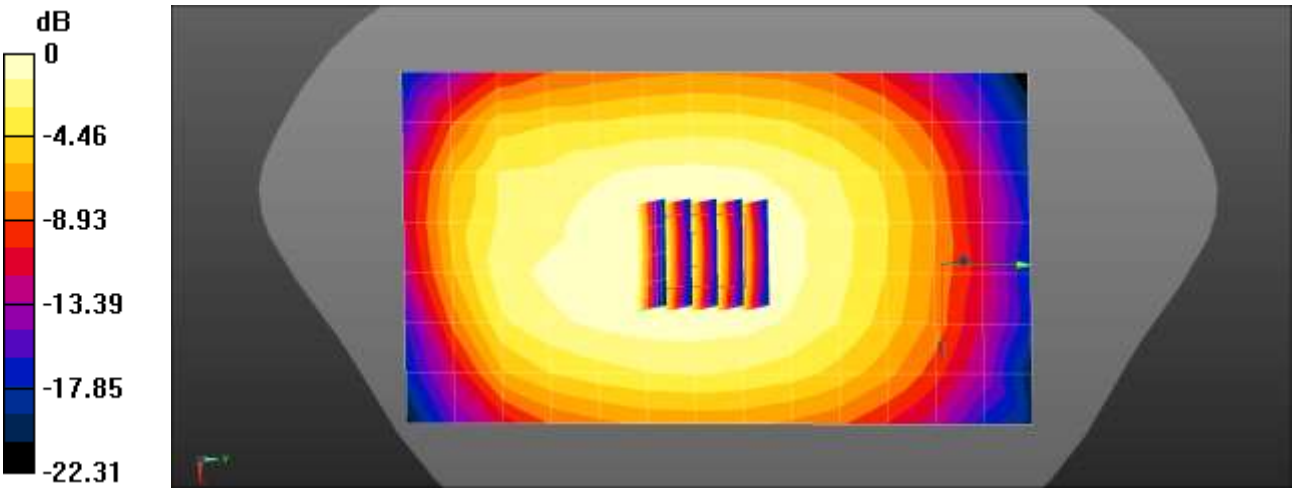

0 dB = 0.400 W/kg = −3.98 dBW/kg

Test Laboratory: HCT CO., LTD
EUT Type: Mobile Phone
Liquid Temperature: 20.5°C
Ambient Temperature: 20.6°C
Test Date: 02/15/2021
Plot No.: 99
DUT: SM-A526U; Type: Bar;

Communication System: UID 0, NR n5 (0); Frequency: 836.5 MHz;Duty Cycle: 1:1
Medium parameters used (interpolated): f = 836.5 MHz; σ = 0.892 S/m; ε_r = 41.842; ρ = 1000 kg/m^3
Phantom section: Flat Section

DASY5 Configuration:

- Probe: EX3DV4 - SN3903; ConvF(9.61, 9.61, 9.61) @ 836.5 MHz; Calibrated: 2020-03-25
- Sensor-Surface: 1.4mm (Mechanical Surface Detection)
- Electronics: DAE4 Sn869; Calibrated: 2020-09-28
- Phantom: SAM_Right_20170913
- Measurement SW: DASY52, Version 52.10 (4)

NR Band n5 Body Rear DFT-s QPSK 20MHz 1RB 1offset 167300ch/Area Scan (8x14x1): Measurement grid: dx=15mm, dy=15mm
Maximum value of SAR (measured) = 0.323 W/kg

NR Band n5 Body Rear DFT-s QPSK 20MHz 1RB 1offset 167300ch/Zoom Scan (5x5x7)/Cube 0:
Measurement grid: dx=8mm, dy=8mm, dz=5mm
Reference Value = 19.23 V/m; Power Drift = -0.04 dB
Peak SAR (extrapolated) = 0.352 W/kg
SAR(1 g) = 0.272 W/kg; SAR(10 g) = 0.207 W/kg
Maximum value of SAR (measured) = 0.326 W/kg

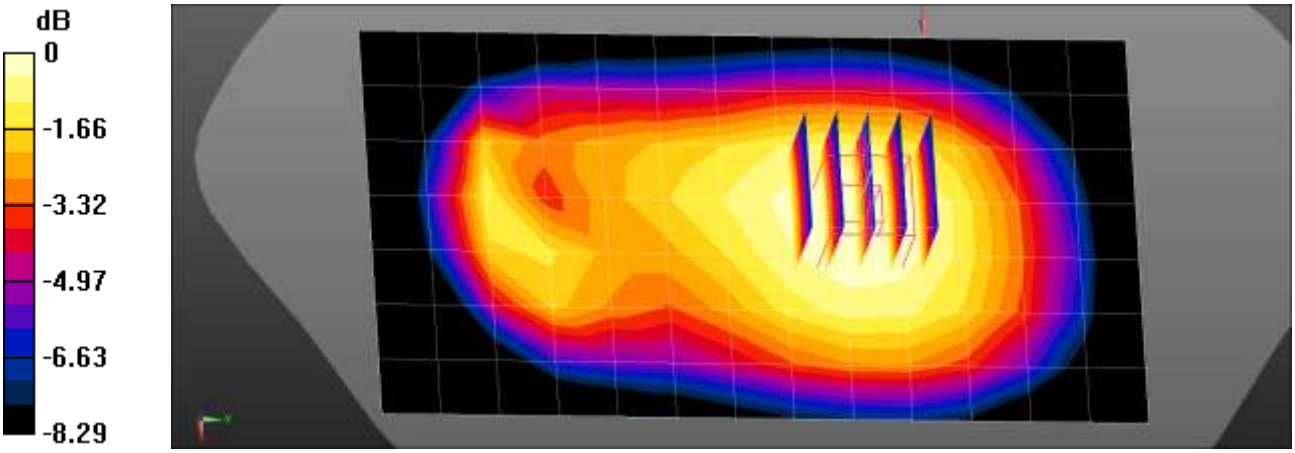

0 dB = 0.326 W/kg = −4.87 dBW/kg

Test Laboratory: HCT CO., LTD
EUT Type: Mobile Phone
Liquid Temperature: 20.0°C
Ambient Temperature: 20.1°C
Test Date: 02/17/2021
Plot No.: 100
DUT: SM-A526U; Type: Bar;

Communication System: UID 0, NR n12 (0); Frequency: 707.5 MHz;Duty Cycle: 1:1
Medium parameters used (interpolated): f = 707.5 MHz; σ = 0.879 S/m; ε_r = 43.092; ρ = 1000 kg/m^3
Phantom section: Flat Section

DASY5 Configuration:

- Probe: EX3DV4 - SN3903; ConvF(9.86, 9.86, 9.86) @ 707.5 MHz; Calibrated: 2020-03-25
- Sensor-Surface: 1.4mm (Mechanical Surface Detection)
- Electronics: DAE4 Sn869; Calibrated: 2020-09-28
- Phantom: SAM_Right_20170913
- Measurement SW: DASY52, Version 52.10 (4)

NR Band n12 Body Rear DFT-s QPSK 15MHz 36RB 22offset 141500ch/Area Scan (8x14x1):
Measurement grid: dx=15mm, dy=15mm
Maximum value of SAR (measured) = 0.339 W/kg

NR Band n12 Body Rear DFT-s QPSK 15MHz 36RB 22offset 141500ch/Zoom Scan (5x5x7)/Cube 0:
Measurement grid: dx=8mm, dy=8mm, dz=5mm
Reference Value = 20.88 V/m; Power Drift = 0.01 dB
Peak SAR (extrapolated) = 0.366 W/kg
SAR(1 g) = 0.297 W/kg; SAR(10 g) = 0.234 W/kg
Maximum value of SAR (measured) = 0.345 W/kg

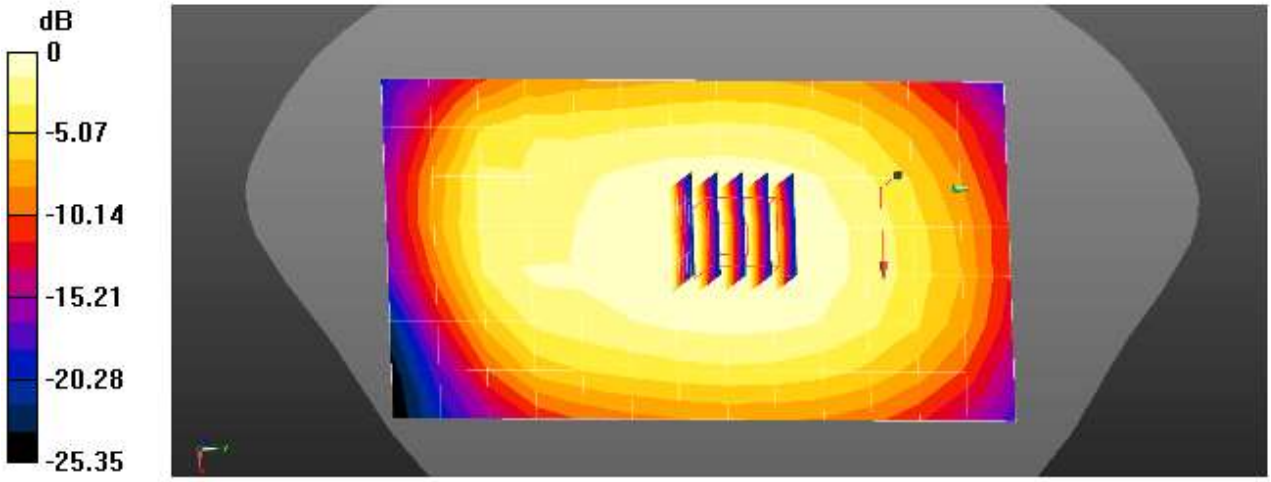

0 dB = 0.339 W/kg = -4.70 dBW/kg

Test Laboratory: HCT CO., LTD
EUT Type: Mobile Phone
Liquid Temperature: 21.8°C
Ambient Temperature: 21.9°C
Test Date: 02/15/2021
Plot No.: 101
DUT: SM-A526U; Type: Bar;

Communication System: UID 0, NR Band 2,25 (0); Frequency: 1882.5 MHz;Duty Cycle: 1:1
Medium parameters used (interpolated): f = 1882.5 MHz; σ = 1.419 S/m; ε_r = 41.215; ρ = 1000 kg/m^3
Phantom section: Flat Section

DASY5 Configuration:

- Probe: ES3DV3 - SN3076; ConvF(5.08, 5.08, 5.08) @ 1882.5 MHz; Calibrated: 2020-07-31
- Sensor-Surface: 3mm (Mechanical Surface Detection)
- Electronics: DAE4 Sn652; Calibrated: 2021-01-21
- Phantom: SAM with CRP v5.0_Front
- Measurement SW: DASY52, Version 52.10 (4)

NR Band n25 Body Bottom DFT-s QPSK 40MHz 1RB 214offset 376500ch/Area Scan (6x7x1):
Measurement grid: dx=15mm, dy=15mm
Maximum value of SAR (measured) = 0.582 W/kg

NR Band n25 Body Bottom DFT-s QPSK 40MHz 1RB 214offset 376500ch/Zoom Scan (5x5x7)/Cube 0:
Measurement grid: dx=8mm, dy=8mm, dz=5mm
Reference Value = 20.45 V/m; Power Drift = 0.12 dB
Peak SAR (extrapolated) = 0.884 W/kg
SAR(1 g) = 0.518 W/kg; SAR(10 g) = 0.295 W/kg
Maximum value of SAR (measured) = 0.633 W/kg

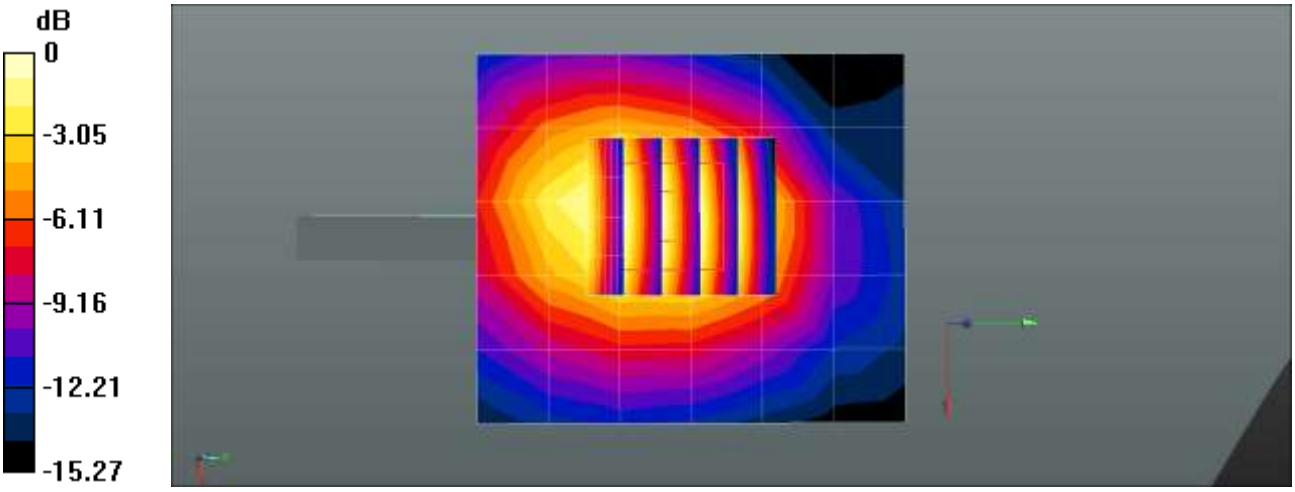

0 dB = 0.582 W/kg = −2.35 dBW/kg

Test Laboratory: HCT CO., LTD
EUT Type: Mobile Phone
Liquid Temperature: 21.2°C
Ambient Temperature: 21.3°C
Test Date: 02/09/2021
Plot No.: 102
DUT: SM-A526U; Type: Bar;

Communication System: UID 0, NR n41 Duty 100% (0); Frequency: 2592.99 MHz;Duty Cycle: 1:1
Medium parameters used (interpolated): f = 2592.99 MHz; σ = 2.043 S/m; ε_r = 39.723; ρ = 1000 kg/m^3
Phantom section: Flat Section

DASY5 Configuration:

- Probe: EX3DV4 - SN3797; ConvF(7.22, 7.22, 7.22) @ 2592.99 MHz; Calibrated: 2020-11-25
- Sensor-Surface: 1.4mm (Mechanical Surface Detection)
- Electronics: DAE4 Sn1629; Calibrated: 2020-08-11
- Phantom: Twin-SAM V4.0(Left-Left)
- Measurement SW: DASY52, Version 52.10 (4)

NR Band n41 Body Rear DFT-s QPSK 100MHz 135RB 69offset 518598ch/Area Scan (10x17x1):
Measurement grid: dx=12mm, dy=12mm
Maximum value of SAR (measured) = 0.710 W/kg

NR Band n41 Body Rear DFT-s QPSK 100MHz 135RB 69offset 518598ch/Zoom Scan (7x7x7)/Cube 0:
Measurement grid: dx=5mm, dy=5mm, dz=5mm
Reference Value = 3.338 V/m; Power Drift = -0.10 dB
Peak SAR (extrapolated) = 1.12 W/kg
SAR(1 g) = 0.476 W/kg; SAR(10 g) = 0.202 W/kg
Maximum value of SAR (measured) = 0.865 W/kg

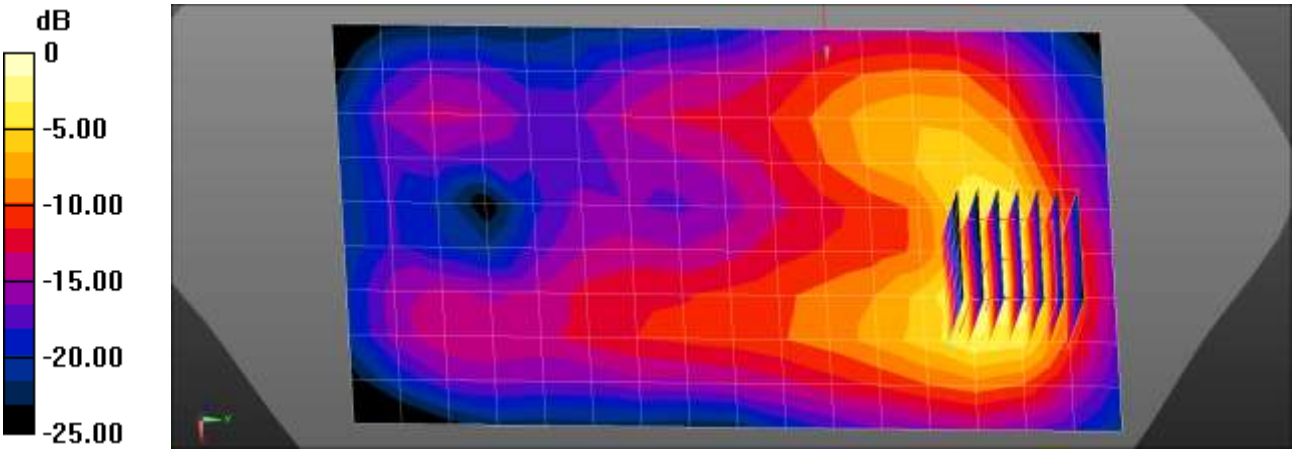

0 dB = 0.865 W/kg = -0.63 dBW/kg

Test Laboratory: HCT CO., LTD
EUT Type: Mobile Phone
Liquid Temperature: 20.2°C
Ambient Temperature: 20.4°C
Test Date: 02/10/2021
Plot No.: 103
DUT: SM-A526U; Type: Bar;

Communication System: UID 0, NR n41 Duty 100% (0); Frequency: 2592.99 MHz;Duty Cycle: 1:1
Medium parameters used (interpolated): f = 2592.99 MHz; σ = 2.025 S/m; ε_r = 40.559; ρ = 1000 kg/m^3
Phantom section: Flat Section

DASY5 Configuration:

- Probe: EX3DV4 - SN3797; ConvF(7.22, 7.22, 7.22) @ 2592.99 MHz; Calibrated: 2020-11-25
- Sensor-Surface: 1.4mm (Mechanical Surface Detection)
- Electronics: DAE4 Sn1629; Calibrated: 2020-08-11
- Phantom: Twin-SAM V4.0(Left-Left)
- Measurement SW: DASY52, Version 52.10 (4)

NR Band n41 Body Rear DFT-s QPSK 100MHz 1RB 137offset 518598ch/Area Scan (10x17x1):
Measurement grid: dx=12mm, dy=12mm
Maximum value of SAR (measured) = 0.996 W/kg

NR Band n41 Body Rear DFT-s QPSK 100MHz 1RB 137offset 518598ch/Zoom Scan (7x7x7)/Cube 0:
Measurement grid: dx=5mm, dy=5mm, dz=5mm
Reference Value = 3.985 V/m; Power Drift = -0.11 dB
Peak SAR (extrapolated) = 1.37 W/kg
SAR(1 g) = 0.585 W/kg; SAR(10 g) = 0.250 W/kg
Maximum value of SAR (measured) = 1.05 W/kg

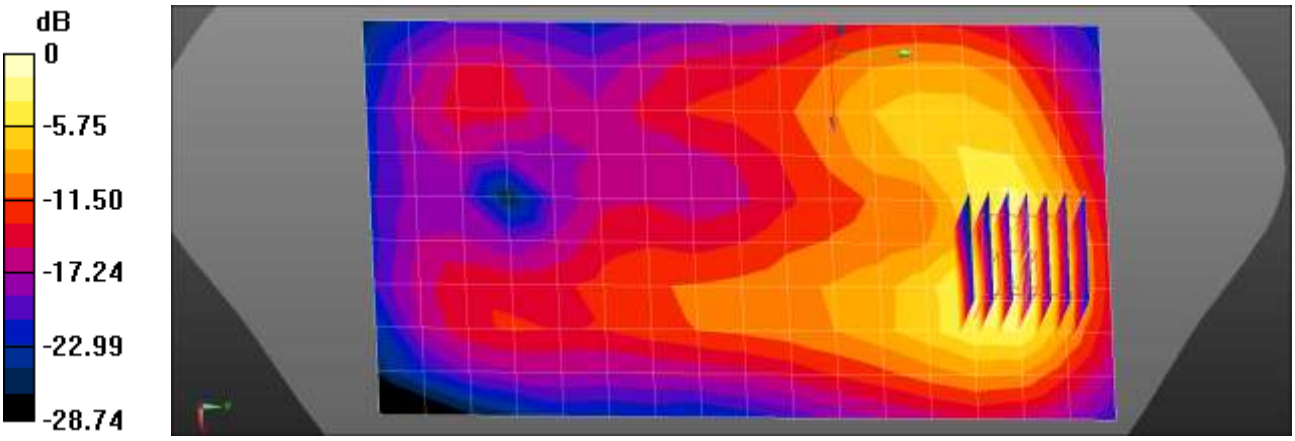

0 dB = 1.05 W/kg = 0.21 dBW/kg

Test Laboratory: HCT CO., LTD
EUT Type: Mobile Phone
Liquid Temperature: 21.1°C
Ambient Temperature: 21.3°C
Test Date: 02/24/2021
Plot No.: 104

DUT: SM-A526U; Type: Bar;

Communication System: UID 0, NR n41 (0); Frequency: 2592.99 MHz;Duty Cycle: 1:1
Medium parameters used (interpolated): f = 2592.99 MHz; σ = 1.993 S/m; ε_r = 40.161; ρ = 1000 kg/m^3
Phantom section: Flat Section

DASY5 Configuration:

- Probe: EX3DV4 - SN3797; ConvF(7.22, 7.22, 7.22) @ 2592.99 MHz; Calibrated: 2020-11-25
- Sensor-Surface: 1.4mm (Mechanical Surface Detection)
- Electronics: DAE4 Sn446; Calibrated: 2020-07-29
- Phantom: Twin-SAM V8.0 (Left)
- Measurement SW: DASY52, Version 52.10 (4)

NR Band n41 Body Front DFT-s QPSK 100MHz 135RB 69offset 518598ch/Area Scan (10x16x1):
Measurement grid: dx=12mm, dy=12mm
Maximum value of SAR (measured) = 0.246 W/kg

NR Band n41 Body Front DFT-s QPSK 100MHz 135RB 69offset 518598ch/Zoom Scan (7x7x7)/Cube 0:
Measurement grid: dx=5mm, dy=5mm, dz=5mm
Reference Value = 4.896 V/m; Power Drift = 0.03 dB
Peak SAR (extrapolated) = 0.330 W/kg
SAR(1 g) = 0.161 W/kg; SAR(10 g) = 0.084 W/kg
Maximum value of SAR (measured) = 0.258 W/kg

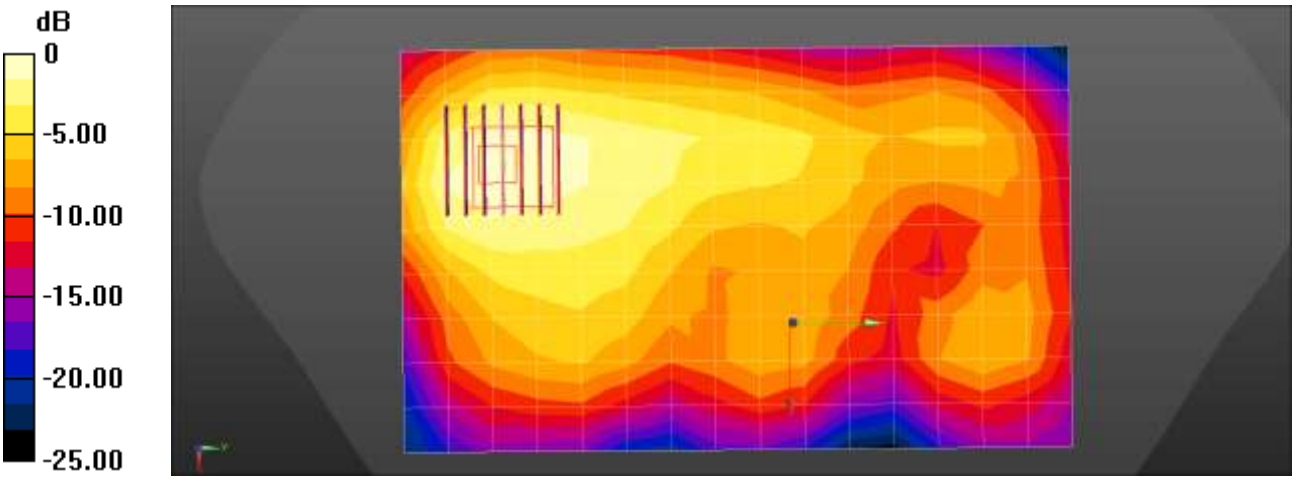

0 dB = 0.258 W/kg = −5.88 dBW/kg

Test Laboratory: HCT CO., LTD
EUT Type: Mobile Phone
Liquid Temperature: 22.2°C
Ambient Temperature: 22.4°C
Test Date: 02/23/2021
Plot No.: 105
DUT: SM-A526U; Type: Bar;

Communication System: UID 0, NR n41 (0); Frequency: 2592.99 MHz;Duty Cycle: 1:1
Medium parameters used (interpolated): f = 2592.99 MHz; σ = 2.019 S/m; ε_r = 40.237; ρ = 1000 kg/m^3
Phantom section: Flat Section

DASY5 Configuration:

- Probe: EX3DV4 - SN7622; ConvF(7.86, 7.86, 7.86) @ 2592.99 MHz; Calibrated: 2020-11-06
- Sensor-Surface: 1.4mm (Mechanical Surface Detection)
- Electronics: DAE4 Sn648; Calibrated: 2020-05-25
- Phantom: Twin-SAM V4.0 (20deg probe tilt)_1588_20200429
- Measurement SW: DASY52, Version 52.10 (4)

NR Band n41 Body Left 100MHz DFT-s QPSK 135RB 69offset 518598ch/Area Scan (7x16x1):
Measurement grid: dx=12mm, dy=12mm
Maximum value of SAR (measured) = 0.620 W/kg

NR Band n41 Body Left 100MHz DFT-s QPSK 135RB 69offset 518598ch/Zoom Scan (7x7x7)/Cube 0:
Measurement grid: dx=5mm, dy=5mm, dz=5mm
Reference Value = 14.06 V/m; Power Drift = 0.10 dB
Peak SAR (extrapolated) = 0.793 W/kg
SAR(1 g) = 0.367 W/kg; SAR(10 g) = 0.180 W/kg
Maximum value of SAR (measured) = 0.616 W/kg

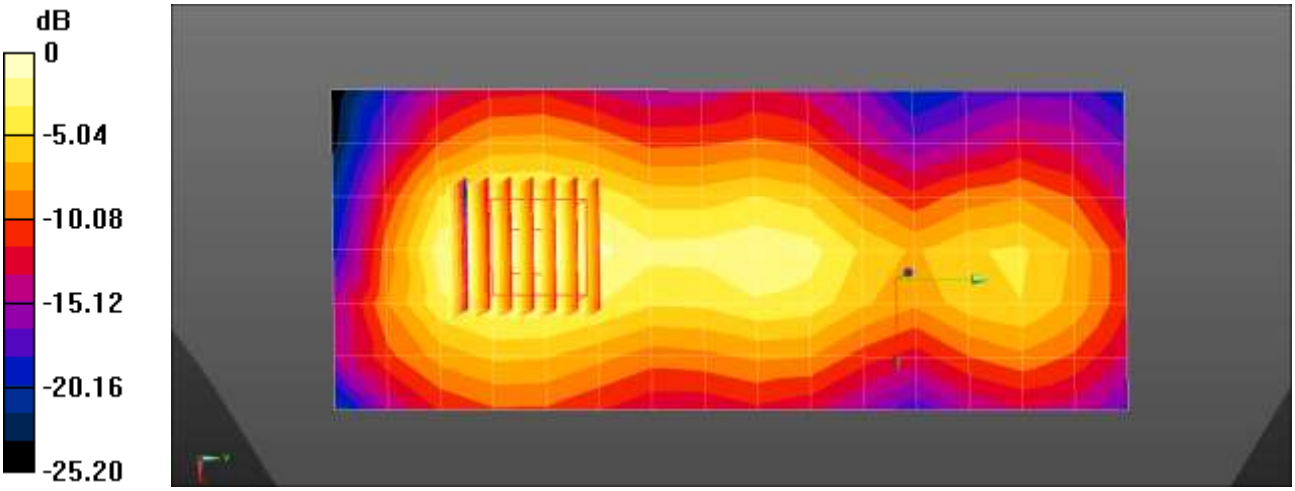

0 dB = 0.620 W/kg = −2.07 dBW/kg

Test Laboratory: HCT CO., LTD
EUT Type: Mobile Phone
Liquid Temperature: 21.4°C
Ambient Temperature: 21.5°C
Test Date: 02/08/2021
Plot No.: 106
DUT: SM-A526U; Type: Bar;

Communication System: UID 0, NR Band 66 (0); Frequency: 1745 MHz;Duty Cycle: 1:1
Medium parameters used (interpolated): f = 1745 MHz; σ = 1.373 S/m; ε_r = 41.842; ρ = 1000 kg/m^3
Phantom section: Flat Section

DASY5 Configuration:

- Probe: ES3DV3 - SN3076; ConvF(5.24, 5.24, 5.24) @ 1745 MHz; Calibrated: 2020-07-31
- Sensor-Surface: 3mm (Mechanical Surface Detection)
- Electronics: DAE4 Sn652; Calibrated: 2021-01-21
- Phantom: SAM with CRP v5.0_Front
- Measurement SW: DASY52, Version 52.10 (4)

NR Band n66 Body Rear DFT-s QPSK 40MHz 1RB 108offset 349000ch/Area Scan (8x14x1):
Measurement grid: dx=15mm, dy=15mm
Maximum value of SAR (measured) = 0.514 W/kg

NR Band n66 Body Rear DFT-s QPSK 40MHz 1RB 108offset 349000ch/Zoom Scan (5x5x7)/Cube 0:
Measurement grid: dx=8mm, dy=8mm, dz=5mm
Reference Value = 12.28 V/m; Power Drift = -0.05 dB
Peak SAR (extrapolated) = 0.811 W/kg
SAR(1 g) = 0.474 W/kg; SAR(10 g) = 0.274 W/kg
Maximum value of SAR (measured) = 0.577 W/kg

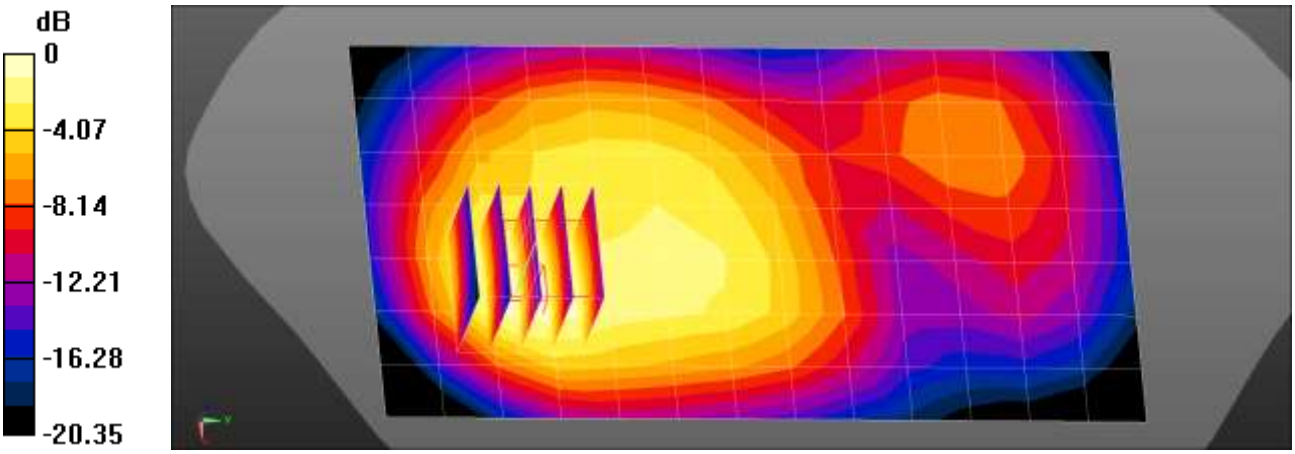

0 dB = 0.577 W/kg = -2.39 dBW/kg

Test Laboratory: HCT CO., LTD
EUT Type: Mobile Phone
Liquid Temperature: 20.4°C
Ambient Temperature: 20.6°C
Test Date: 02/19/2021
Plot No.: 107
DUT: SM-A526U; Type: Bar;

Communication System: UID 0, NR n71 (0); Frequency: 680.5 MHz;Duty Cycle: 1:1
Medium parameters used (extrapolated): f = 680.5 MHz; σ = 0.832 S/m; ε_r = 43.131; ρ = 1000 kg/m^3
Phantom section: Flat Section

DASY5 Configuration:

- Probe: EX3DV4 - SN3903; ConvF(9.86, 9.86, 9.86) @ 680.5 MHz; Calibrated: 2020-03-25
- Sensor-Surface: 1.4mm (Mechanical Surface Detection)
- Electronics: DAE4 Sn869; Calibrated: 2020-09-28
- Phantom: SAM_Right_20170913
- Measurement SW: DASY52, Version 52.10 (4)

NR Band n71 Body Rear DFT-s QPSK 20MHz 50RB 28offset 136100ch/Area Scan (8x13x1):
Measurement grid: dx=15mm, dy=15mm
Maximum value of SAR (measured) = 0.310 W/kg

NR Band n71 Body Rear DFT-s QPSK 20MHz 50RB 28offset 136100ch/Zoom Scan (5x5x7)/Cube 0:
Measurement grid: dx=8mm, dy=8mm, dz=5mm
Reference Value = 20.10 V/m; Power Drift = 0.03 dB
Peak SAR (extrapolated) = 0.334 W/kg
SAR(1 g) = 0.272 W/kg; SAR(10 g) = 0.214 W/kg
Maximum value of SAR (measured) = 0.314 W/kg

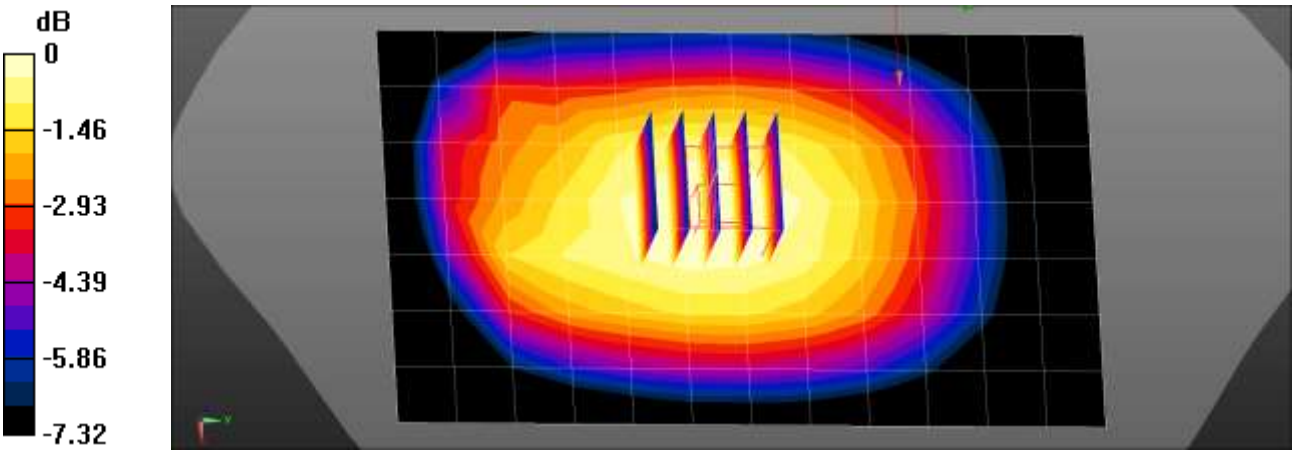

0 dB = 0.314 W/kg = -5.03 dBW/kg

Test Laboratory: HCT CO., LTD
EUT Type: Mobile Phone
Liquid Temperature: 20.9°C
Ambient Temperature: 21.1°C
Test Date: 02/24/2021
Plot No.: 108
DUT: SM-A526U; Type: Bar;

Communication System: UID 0, NR Band 77 (0); Frequency: 3750 MHz;Duty Cycle: 1:1
Medium parameters used: f = 3750 MHz; σ = 3.195 S/m; ε_r = 37.468; ρ = 1000 kg/m^3
Phantom section: Flat Section

DASY5 Configuration:

- Probe: EX3DV4 - SN3863; ConvF(6.66, 6.66, 6.66) @ 3750 MHz; Calibrated: 2020-05-27
- Sensor-Surface: 1.4mm (Mechanical Surface Detection)
- Electronics: DAE4 Sn652; Calibrated: 2021-01-21
- Phantom: SAM with CRP v5.0_Right
- Measurement SW: DASY52, Version 52.10 (4)

NR Band n77 Body Left DFT-s QPSK 100MHz 1RB 271offset 650000ch/Area Scan (7x17x1):
Measurement grid: dx=12mm, dy=12mm
Maximum value of SAR (measured) = 0.491 W/kg

NR Band n77 Body Left DFT-s QPSK 100MHz 1RB 271offset 650000ch/Zoom Scan (7x7x8)/Cube 0:
Measurement grid: dx=5mm, dy=5mm, dz=4mm
Reference Value = 7.668 V/m; Power Drift = -0.01 dB
Peak SAR (extrapolated) = 0.739 W/kg
SAR(1 g) = 0.267 W/kg; SAR(10 g) = 0.116 W/kg
Maximum value of SAR (measured) = 0.516 W/kg

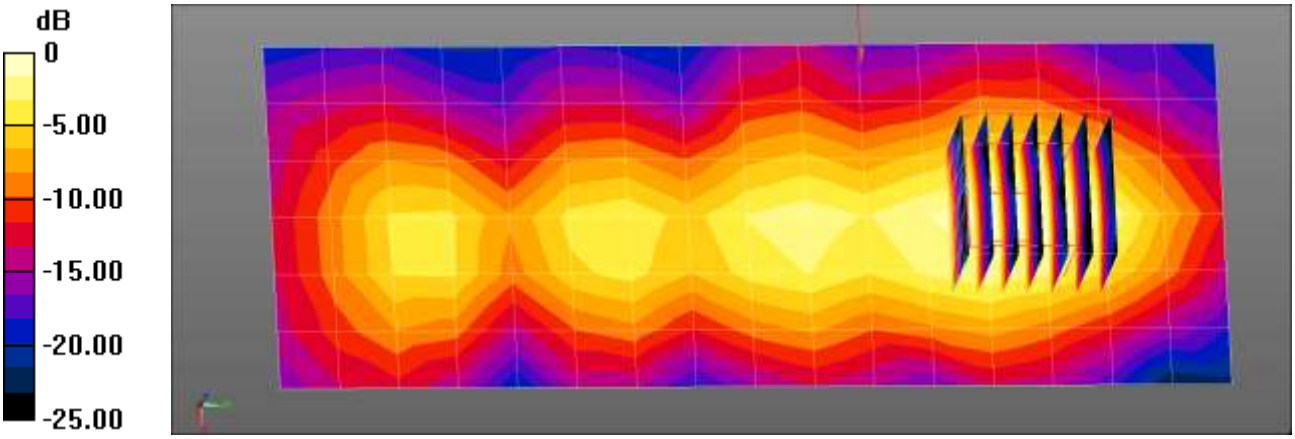

0 dB = 0.516 W/kg = −2.87 dBW/kg

Test Laboratory: HCT CO., LTD
EUT Type: Mobile Phone
Liquid Temperature: 21.3°C
Ambient Temperature: 21.5°C
Test Date: 02/19/2021
Plot No.: 109
DUT: SM-A526U; Type: Bar;

Communication System: UID 0, 2450MHz FCC (0); Frequency: 2462 MHz;Duty Cycle: 1:1
Medium parameters used (interpolated): f = 2462 MHz; σ = 1.815 S/m; ε_r = 38.375; ρ = 1000 kg/m^3
Phantom section: Flat Section

DASY5 Configuration:

- Probe: EX3DV4 - SN7622; ConvF(8.08, 8.08, 8.08) @ 2462 MHz; Calibrated: 2020-11-06
- Sensor-Surface: 1.4mm (Mechanical Surface Detection)
- Electronics: DAE4 Sn648; Calibrated: 2020-05-25
- Phantom: Twin-SAM V4.0 (20deg probe tilt)_1588_20200429
- Measurement SW: DASY52, Version 52.10 (4)

802.11b Body Top 1Mbps 11ch/Area Scan (7x11x1): Measurement grid: dx=12mm, dy=12mm
Maximum value of SAR (measured) = 0.902 W/kg

802.11b Body Top 1Mbps 11ch/Zoom Scan (7x7x7)/Cube 0: Measurement grid: dx=5mm, dy=5mm, dz=5mm
Reference Value = 20.99 V/m; Power Drift = 0.12 dB
Peak SAR (extrapolated) = 1.28 W/kg
SAR(1 g) = 0.613 W/kg; SAR(10 g) = 0.302 W/kg
Maximum value of SAR (measured) = 1.01 W/kg

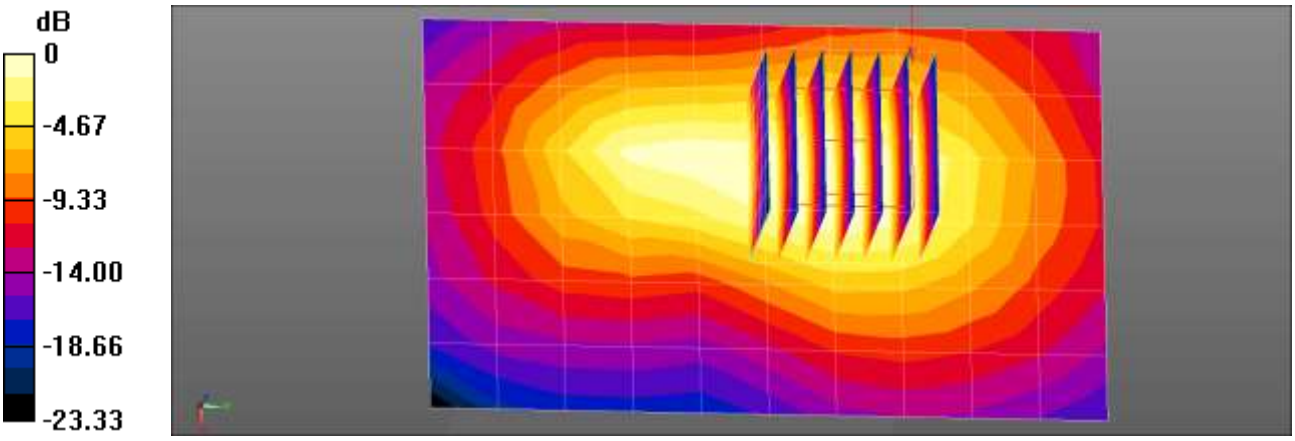

0 dB = 0.902 W/kg = −0.45 dBW/kg

Test Laboratory: HCT CO., LTD
EUT Type: Mobile Phone
Liquid Temperature: 22.4°C
Ambient Temperature: 22.5°C
Test Date: 02/15/2021
Plot No.: 110
DUT: SM-A526U; Type: Bar;

Communication System: UID 0, WIFI 5GHz (0); Frequency: 5745 MHz;Duty Cycle: 1:1
Medium parameters used (interpolated): f = 5745 MHz; σ = 5.387 S/m; ε_r = 35.632; ρ = 1000 kg/m^3
Phantom section: Flat Section

DASY5 Configuration:

- Probe: EX3DV4 - SN7622; ConvF(5.14, 5.14, 5.14) @ 5745 MHz; Calibrated: 2020-11-06
- Sensor-Surface: 1.4mm (Mechanical Surface Detection)
- Electronics: DAE4 Sn648; Calibrated: 2020-05-25
- Phantom: Twin-SAM V8.0 (Left)
- Measurement SW: DASY52, Version 52.10 (4)

802.11a Body Rear 6Mbps 149ch/Area Scan (11x19x1): Measurement grid: dx=10mm, dy=10mm
Maximum value of SAR (measured) = 0.863 W/kg

802.11a Body Rear 6Mbps 149ch/Zoom Scan (7x7x7)/Cube 0: Measurement grid: dx=4mm, dy=4mm, dz=1.4mm
Reference Value = 4.676 V/m; Power Drift = -0.16 dB
Peak SAR (extrapolated) = 1.56 W/kg
SAR(1 g) = 0.357 W/kg; SAR(10 g) = 0.116 W/kg
Maximum value of SAR (measured) = 0.894 W/kg

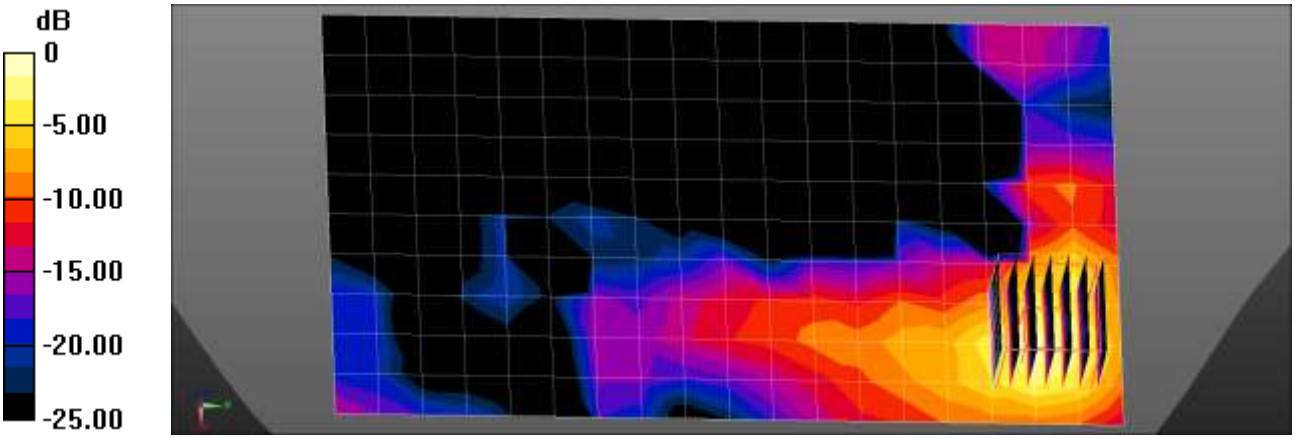

0 dB = 0.894 W/kg = −0.49 dBW/kg

Test Laboratory: HCT CO., LTD
EUT Type: Mobile Phone
Liquid Temperature: 21.5°C
Ambient Temperature: 21.6°C
Test Date: 02/18/2021
Plot No.: 111
DUT: SM-A526U; Type: Bar;

Communication System: UID 0, Bluetooth (0); Frequency: 2402 MHz;Duty Cycle: 1:1.3
Medium parameters used (interpolated): f = 2402 MHz; σ = 1.674 S/m; ε_r = 39.458; ρ = 1000 kg/m^3
Phantom section: Flat Section

DASY5 Configuration:

- Probe: EX3DV4 - SN7622; ConvF(8.08, 8.08, 8.08) @ 2402 MHz; Calibrated: 2020-11-06
- Sensor-Surface: 1.4mm (Mechanical Surface Detection)
- Electronics: DAE4 Sn648; Calibrated: 2020-05-25
- Phantom: Twin-SAM V4.0 (20deg probe tilt)_1588_20200429
- Measurement SW: DASY52, Version 52.10 (4)

Bluetooth Body Rear DH5 0ch/Area Scan (10x17x1): Measurement grid: dx=12mm, dy=12mm
Maximum value of SAR (measured) = 0.256 W/kg

Bluetooth Body Rear DH5 0ch/Zoom Scan (7x7x7)/Cube 0: Measurement grid: dx=5mm, dy=5mm, dz=5mm
Reference Value = 2.793 V/m; Power Drift = -0.12 dB
Peak SAR (extrapolated) = 0.359 W/kg
SAR(1 g) = 0.158 W/kg; SAR(10 g) = 0.069 W/kg
Maximum value of SAR (measured) = 0.277 W/kg

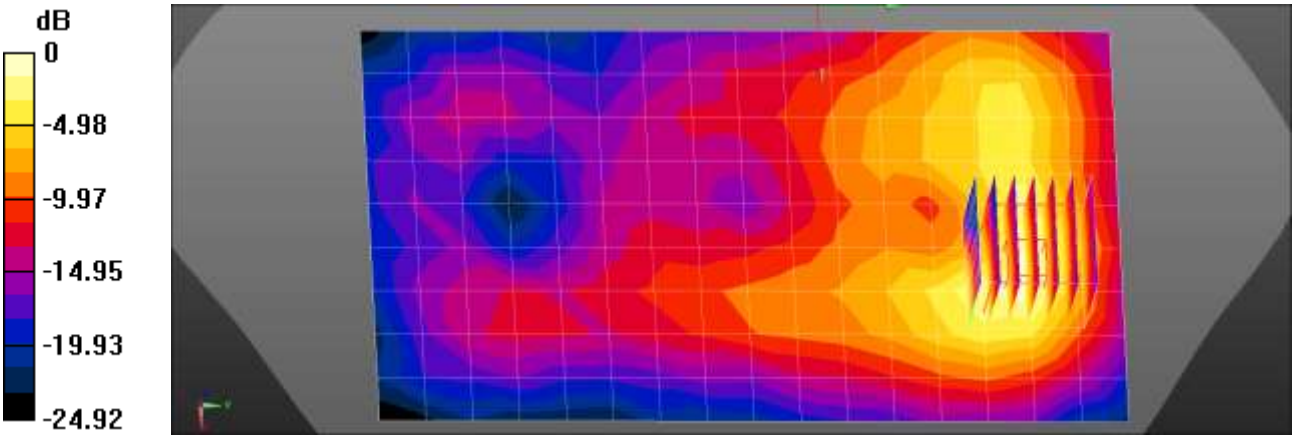

0 dB = 0.256 W/kg = −5.92 dBW/kg

Test Laboratory: HCT CO., LTD
EUT Type: Mobile Phone
Liquid Temperature: 22.4°C
Ambient Temperature: 22.5°C
Test Date: 02/15/2021
Plot No.: 112
DUT: SM-A526U; Type: Bar;

Communication System: UID 0, WIFI 5GHz (0); Frequency: 5260 MHz;Duty Cycle: 1:1
Medium parameters used: f = 5260 MHz; σ = 4.847 S/m; ε_r = 35.92; ρ = 1000 kg/m^3
Phantom section: Flat Section

DASY5 Configuration:

- Probe: EX3DV4 - SN7622; ConvF(5.54, 5.54, 5.54) @ 5260 MHz; Calibrated: 2020-11-06
- Sensor-Surface: 1.4mm (Mechanical Surface Detection)
- Electronics: DAE4 Sn648; Calibrated: 2020-05-25
- Phantom: Twin-SAM V8.0 (Left)
- Measurement SW: DASY52, Version 52.10 (4)

802.11a Body Left 6Mbps 52ch/Area Scan (8x19x1): Measurement grid: dx=10mm, dy=10mm
Maximum value of SAR (measured) = 6.24 W/kg

802.11a Body Left 6Mbps 52ch/Zoom Scan (7x7x7)/Cube 0: Measurement grid: dx=4mm, dy=4mm, dz=1.4mm
Reference Value = 15.27 V/m; Power Drift = 0.14 dB
Peak SAR (extrapolated) = 27.4 W/kg
SAR(1 g) = 4.66 W/kg; SAR(10 g) = 1.08 W/kg
Maximum value of SAR (measured) = 14.7 W/kg

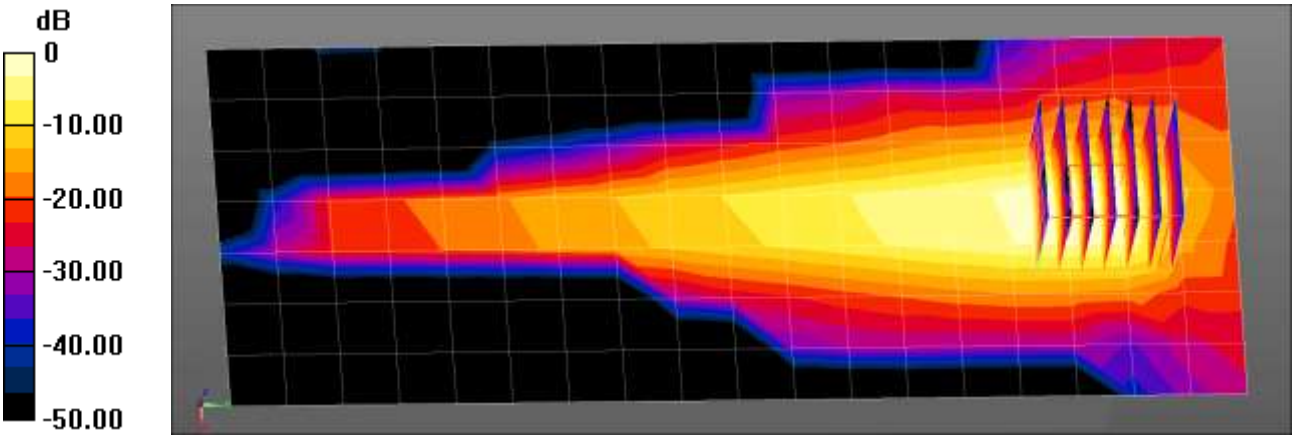

0 dB = 6.24 W/kg = 7.95 dBW/kg

Appendix C. – Dipole Verification Plots

■ **Verification Data (750 ㎒ Head)**

Test Laboratory: HCT CO., LTD
Input Power 0.05 W
Liquid Temp: 22.2 ℃
Test Date: 02/02/2021
DUT: Dipole 750 MHz D750V3; Type: D750V3;

Communication System: UID 0, CW (0); Frequency: 750 MHz;Duty Cycle: 1:1
Medium parameters used: f = 750 MHz; σ = 0.897 S/m; ε_r = 42.442; ρ = 1000 kg/m^3
Phantom section: Flat Section

DASY5 Configuration:

- Probe: EX3DV4 - SN3903; ConvF(9.86, 9.86, 9.86) @ 750 MHz; Calibrated: 2020-03-25
- Sensor-Surface: 1.4mm (Mechanical Surface Detection)
- Electronics: DAE4 Sn869; Calibrated: 2020-09-28
- Phantom: SAM_Right_20170913
- Measurement SW: DASY52, Version 52.10 (4)

750 Head Verification/Area Scan (6x13x1): Measurement grid: dx=15mm, dy=15mm
Maximum value of SAR (measured) = 0.488 W/kg

750 Head Verification/Zoom Scan (5x5x7)/Cube 0: Measurement grid: dx=8mm, dy=8mm, dz=5mm
Reference Value = 26.09 V/m; Power Drift = -0.03 dB
Peak SAR (extrapolated) = 0.614 W/kg
SAR(1 g) = 0.411 W/kg; SAR(10 g) = 0.274 W/kg
Maximum value of SAR (measured) = 0.546 W/kg

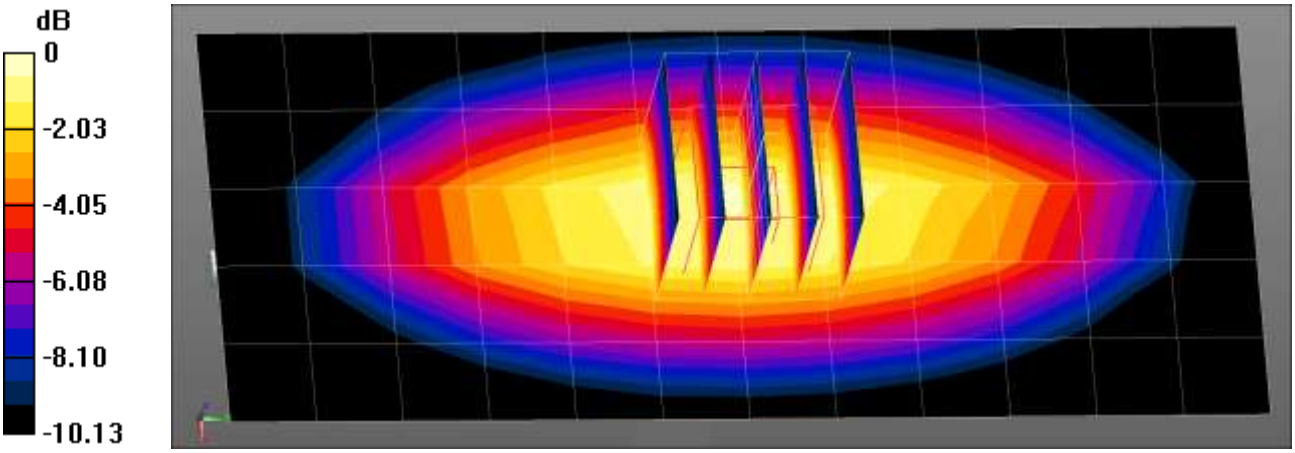

0 dB = 0.546 W/kg = −2.63 dBW/kg

■ Verification Data (750 ㎒ Head)

Test Laboratory: HCT CO., LTD
Input Power 0.05 W
Liquid Temp: 20.8 ℃
Test Date: 02/05/2021

DUT: Dipole 750 MHz D750V3; Type: D750V3;

Communication System: UID 0, CW (0); Frequency: 750 MHz;Duty Cycle: 1:1
Medium parameters used: f = 750 MHz; σ = 0.9 S/m; ε_r = 42.395; ρ = 1000 kg/m^3
Phantom section: Flat Section

DASY5 Configuration:

- Probe: EX3DV4 - SN3903; ConvF(9.86, 9.86, 9.86) @ 750 MHz; Calibrated: 2020-03-25
- Sensor-Surface: 1.4mm (Mechanical Surface Detection)
- Electronics: DAE4 Sn869; Calibrated: 2020-09-28
- Phantom: SAM_Right_20170913
- Measurement SW: DASY52, Version 52.10 (4)

750 Head Verification/Area Scan (6x13x1): Measurement grid: dx=15mm, dy=15mm
Maximum value of SAR (measured) = 0.492 W/kg

750 Head Verification/Zoom Scan (5x5x7)/Cube 0: Measurement grid: dx=8mm, dy=8mm, dz=5mm
Reference Value = 26.05 V/m; Power Drift = 0.01 dB
Peak SAR (extrapolated) = 0.619 W/kg
SAR(1 g) = 0.415 W/kg; SAR(10 g) = 0.276 W/kg
Maximum value of SAR (measured) = 0.550 W/kg

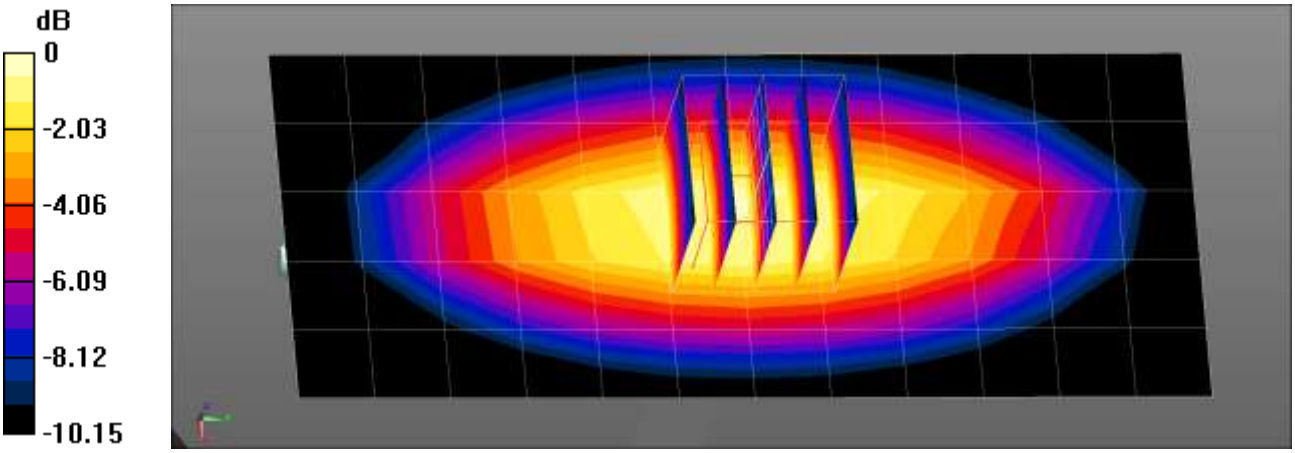

0 dB = 0.550 W/kg = −2.60 dBW/kg

■ **Verification Data (750 ㎒ Head)**

Test Laboratory: HCT CO., LTD
Input Power 0.05 W
Liquid Temp: 19.8 ℃
Test Date: 02/08/2021
DUT: Dipole 750 MHz D750V3; Type: D750V3;

Communication System: UID 0, CW (0); Frequency: 750 MHz;Duty Cycle: 1:1
Medium parameters used: f = 750 MHz; σ = 0.893 S/m; ε_r = 42.433; ρ = 1000 kg/m^3
Phantom section: Flat Section

DASY5 Configuration:

- Probe: EX3DV4 - SN3903; ConvF(9.86, 9.86, 9.86) @ 750 MHz; Calibrated: 2020-03-25
- Sensor-Surface: 1.4mm (Mechanical Surface Detection)
- Electronics: DAE4 Sn869; Calibrated: 2020-09-28
- Phantom: SAM_Right_20170913
- Measurement SW: DASY52, Version 52.10 (4)

750MHz Head Verification/Area Scan (6x13x1): Measurement grid: dx=15mm, dy=15mm
Maximum value of SAR (measured) = 0.487 W/kg

750MHz Head Verification/Zoom Scan (5x5x7)/Cube 0: Measurement grid: dx=8mm, dy=8mm, dz=5mm
Reference Value = 26.12 V/m; Power Drift = 0.00 dB
Peak SAR (extrapolated) = 0.623 W/kg
SAR(1 g) = 0.414 W/kg; SAR(10 g) = 0.276 W/kg
Maximum value of SAR (measured) = 0.553 W/kg

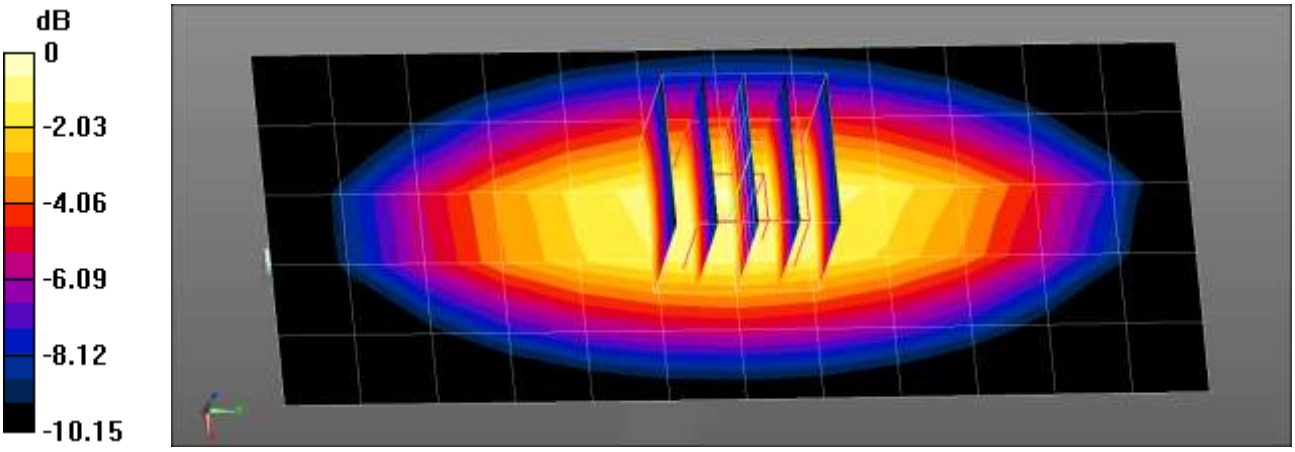

0 dB = 0.553 W/kg = −2.57 dBW/kg

■ **Verification Data (750 ㎒ Head)**

Test Laboratory: HCT CO., LTD
Input Power 0.05 W
Liquid Temp: 19.9 ℃
Test Date: 02/10/2021
DUT: Dipole 750 MHz D750V3; Type: D750V3;

Communication System: UID 0, CW (0); Frequency: 750 MHz;Duty Cycle: 1:1
Medium parameters used: f = 750 MHz; σ = 0.9 S/m; ε_r = 42.378; ρ = 1000 kg/m^3
Phantom section: Flat Section

DASY5 Configuration:

- Probe: EX3DV4 - SN3903; ConvF(9.86, 9.86, 9.86) @ 750 MHz; Calibrated: 2020-03-25
- Sensor-Surface: 1.4mm (Mechanical Surface Detection)
- Electronics: DAE4 Sn869; Calibrated: 2020-09-28
- Phantom: SAM_Right_20170913
- Measurement SW: DASY52, Version 52.10 (4)

750MHz Head Verification/Area Scan (6x13x1): Measurement grid: dx=15mm, dy=15mm
Maximum value of SAR (measured) = 0.492 W/kg

750MHz Head Verification/Zoom Scan (5x5x7)/Cube 0: Measurement grid: dx=8mm, dy=8mm, dz=5mm
Reference Value = 26.28 V/m; Power Drift = -0.01 dB
Peak SAR (extrapolated) = 0.622 W/kg
SAR(1 g) = 0.417 W/kg; SAR(10 g) = 0.278 W/kg
Maximum value of SAR (measured) = 0.554 W/kg

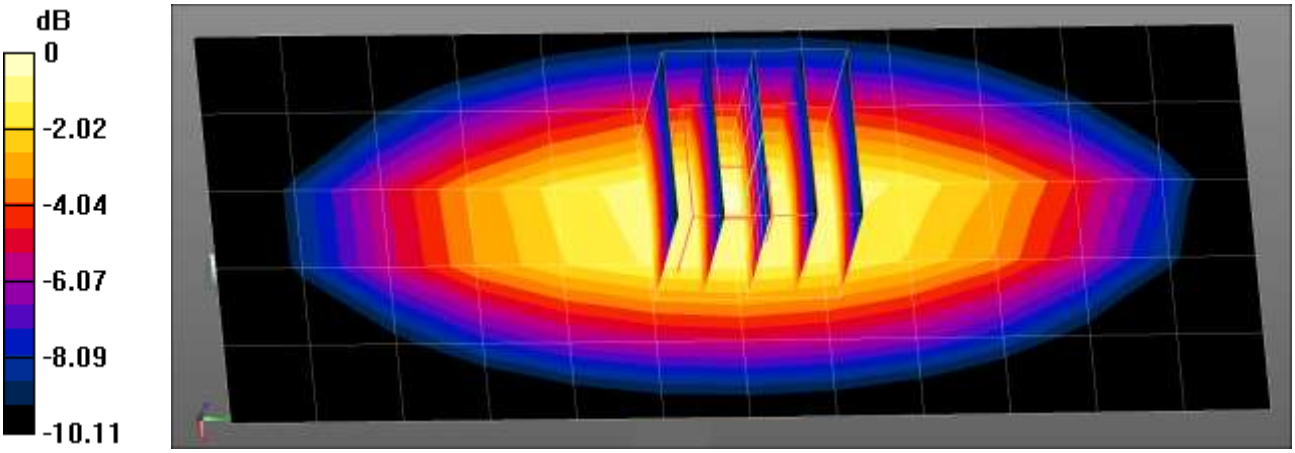

0 dB = 0.554 W/kg = −2.56 dBW/kg

■ **Verification Data (835 ㎒ Head)**

Test Laboratory: HCT CO., LTD
Input Power 0.05 W
Liquid Temp: 21.4 ℃
Test Date: 02/03/2021
DUT: Dipole 835 MHz D835V2; Type: D835V2;

Communication System: UID 0, CW (0); Frequency: 835 MHz;Duty Cycle: 1:1
Medium parameters used (interpolated): f = 835 MHz; σ = 0.894 S/m; ε_r = 41.931; ρ = 1000 kg/m^3
Phantom section: Flat Section

DASY5 Configuration:

- Probe: EX3DV4 - SN3903; ConvF(9.61, 9.61, 9.61) @ 835 MHz; Calibrated: 2020-03-25
- Sensor-Surface: 1.4mm (Mechanical Surface Detection)
- Electronics: DAE4 Sn869; Calibrated: 2020-09-28
- Phantom: SAM_Right_20170913
- Measurement SW: DASY52, Version 52.10 (4)

835MHz Head Verification/Area Scan (6x13x1): Measurement grid: dx=15mm, dy=15mm
Maximum value of SAR (measured) = 0.576 W/kg

835MHz Head Verification/Zoom Scan (5x5x7)/Cube 0: Measurement grid: dx=8mm, dy=8mm, dz=5mm
Reference Value = 27.89 V/m; Power Drift = 0.01 dB
Peak SAR (extrapolated) = 0.719 W/kg
SAR(1 g) = 0.470 W/kg; SAR(10 g) = 0.306 W/kg
Maximum value of SAR (measured) = 0.633 W/kg

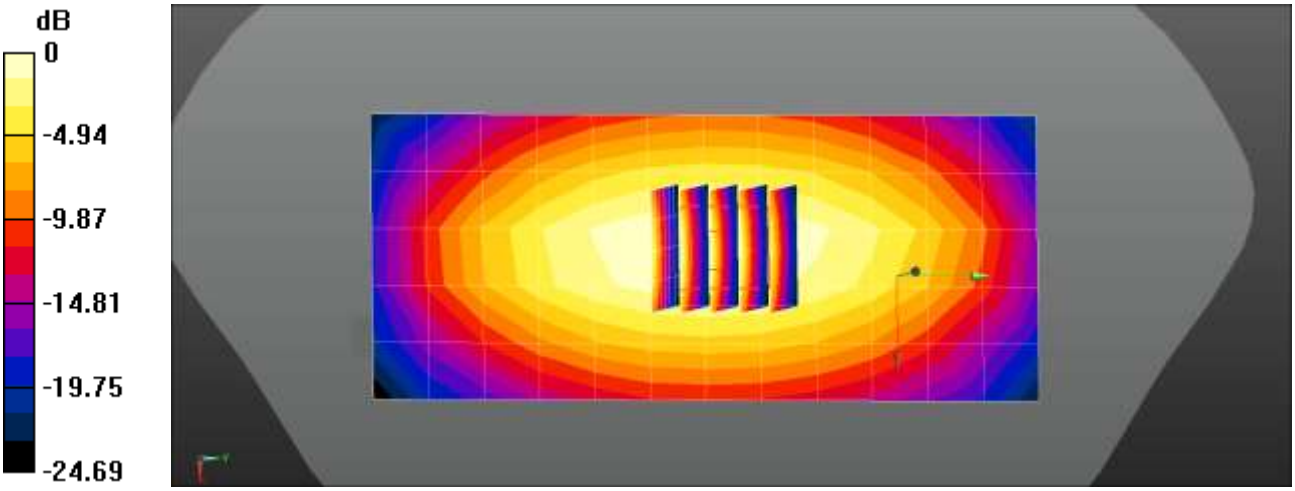

0 dB = 0.576 W/kg = −2.40 dBW/kg

■ **Verification Data (835 ㎒ Head)**

Test Laboratory: HCT CO., LTD
Input Power 0.05 W
Liquid Temp: 20.9 ℃
Test Date: 02/04/2021
DUT: Dipole 835 MHz D835V2; Type: D835V2;

Communication System: UID 0, CW (0); Frequency: 835 MHz;Duty Cycle: 1:1
Medium parameters used (interpolated): f = 835 MHz; σ = 0.895 S/m; ε_r = 42.009; ρ = 1000 kg/m^3
Phantom section: Flat Section

DASY5 Configuration:

- Probe: EX3DV4 - SN3903; ConvF(9.61, 9.61, 9.61) @ 835 MHz; Calibrated: 2020-03-25
- Sensor-Surface: 1.4mm (Mechanical Surface Detection)
- Electronics: DAE4 Sn869; Calibrated: 2020-09-28
- Phantom: SAM_Right_20170913
- Measurement SW: DASY52, Version 52.10 (4)

835MHz Head Verification/Area Scan (6x13x1): Measurement grid: dx=15mm, dy=15mm
Maximum value of SAR (measured) = 0.578 W/kg

835MHz Head Verification/Zoom Scan (5x5x7)/Cube 0: Measurement grid: dx=8mm, dy=8mm, dz=5mm
Reference Value = 27.91 V/m; Power Drift = 0.01 dB
Peak SAR (extrapolated) = 0.723 W/kg
SAR(1 g) = 0.472 W/kg; SAR(10 g) = 0.308 W/kg
Maximum value of SAR (measured) = 0.637 W/kg

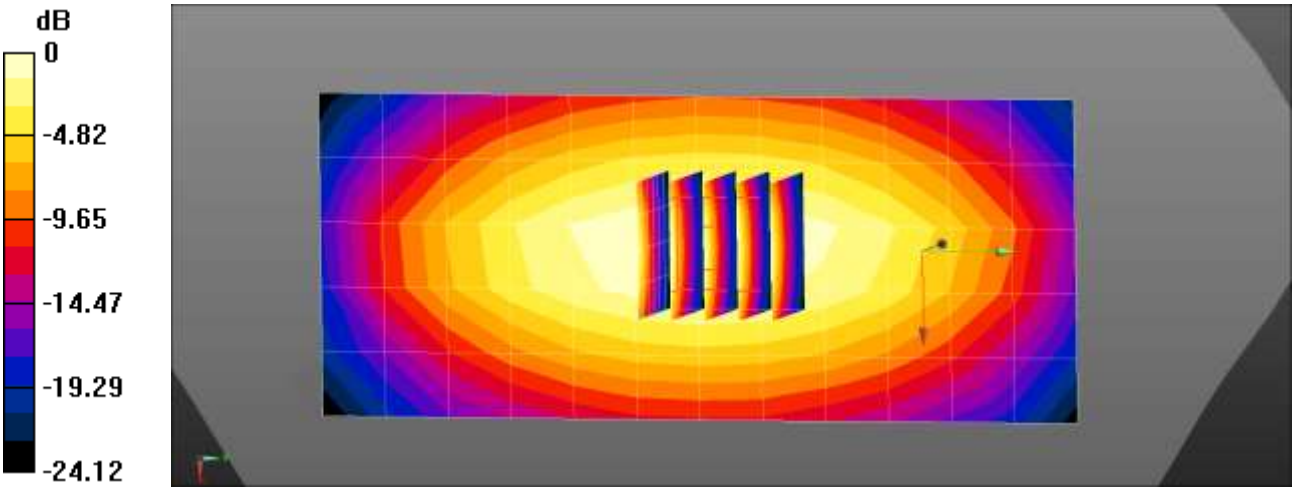

0 dB = 0.578 W/kg = −2.38 dBW/kg

■ **Verification Data (835 ㎒ Head)**

Test Laboratory: HCT CO., LTD
Input Power 0.05 W
Liquid Temp: 21.6 ℃
Test Date: 02/01/2021
DUT: Dipole 835 MHz D835V2; Type: D835V2;

Communication System: UID 0, CW (0); Frequency: 835 MHz;Duty Cycle: 1:1
Medium parameters used (interpolated): f = 835 MHz; σ = 0.886 S/m; ε_r = 41.864; ρ = 1000 kg/m^3
Phantom section: Flat Section

DASY5 Configuration:

- Probe: EX3DV4 - SN3903; ConvF(9.61, 9.61, 9.61) @ 835 MHz; Calibrated: 2020-03-25
- Sensor-Surface: 1.4mm (Mechanical Surface Detection)
- Electronics: DAE4 Sn869; Calibrated: 2020-09-28
- Phantom: SAM_Right_20170913
- Measurement SW: DASY52, Version 52.10 (4)

835MHz Head Verification/Area Scan (6x13x1): Measurement grid: dx=15mm, dy=15mm
Maximum value of SAR (measured) = 0.553 W/kg

835MHz Head Verification/Zoom Scan (5x5x7)/Cube 0: Measurement grid: dx=8mm, dy=8mm, dz=5mm
Reference Value = 27.78 V/m; Power Drift = 0.01 dB
Peak SAR (extrapolated) = 0.700 W/kg
SAR(1 g) = 0.462 W/kg; SAR(10 g) = 0.302 W/kg
Maximum value of SAR (measured) = 0.619 W/kg

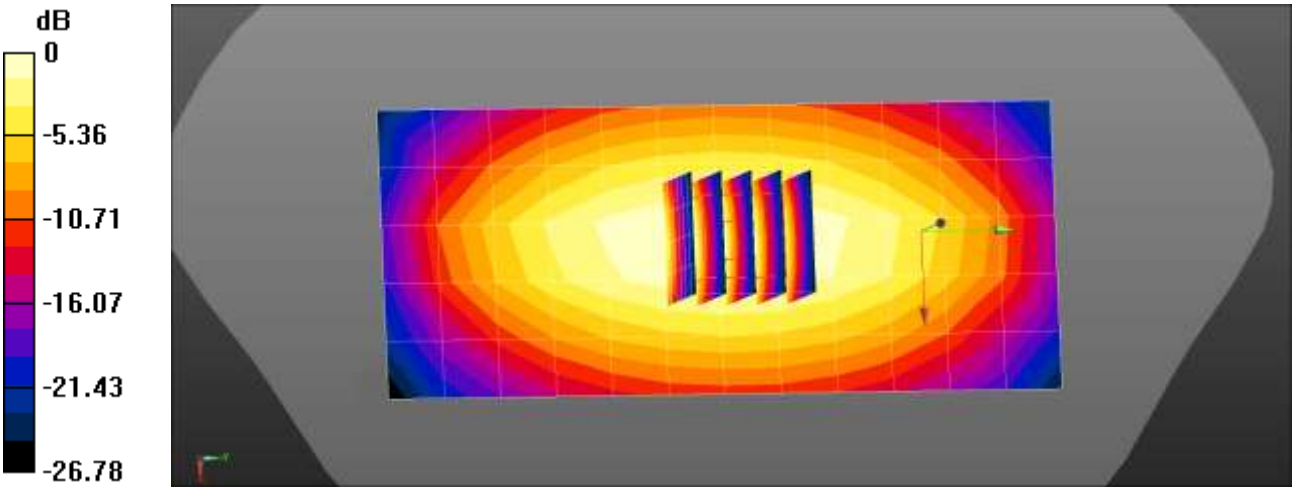

0 dB = 0.553 W/kg = −2.58 dBW/kg

■ **Verification Data (835 ㎒ Head)**

Test Laboratory: HCT CO., LTD
Input Power 0.05 W
Liquid Temp: 20.6 ℃
Test Date: 01/29/2021
DUT: Dipole 835 MHz D835V2; Type: D835V2;

Communication System: UID 0, CW (0); Frequency: 835 MHz;Duty Cycle: 1:1
Medium parameters used (interpolated): f = 835 MHz; σ = 0.886 S/m; ε_r = 41.864; ρ = 1000 kg/m^3
Phantom section: Flat Section

DASY5 Configuration:

- Probe: EX3DV4 - SN3903; ConvF(9.61, 9.61, 9.61) @ 835 MHz; Calibrated: 2020-03-25
- Sensor-Surface: 1.4mm (Mechanical Surface Detection)
- Electronics: DAE4 Sn869; Calibrated: 2020-09-28
- Phantom: SAM_Right_20170913
- Measurement SW: DASY52, Version 52.10 (4)

835MHz Head Verification/Area Scan (6x13x1): Measurement grid: dx=15mm, dy=15mm
Maximum value of SAR (measured) = 0.557 W/kg

Dipole/835MHz Head Verification/Zoom Scan (5x5x7)/Cube 0: Measurement grid: dx=8mm, dy=8mm, dz=5mm
Reference Value = 28.03 V/m; Power Drift = -0.03 dB
Peak SAR (extrapolated) = 0.700 W/kg
SAR(1 g) = 0.461 W/kg; SAR(10 g) = 0.301 W/kg
Maximum value of SAR (measured) = 0.620 W/kg

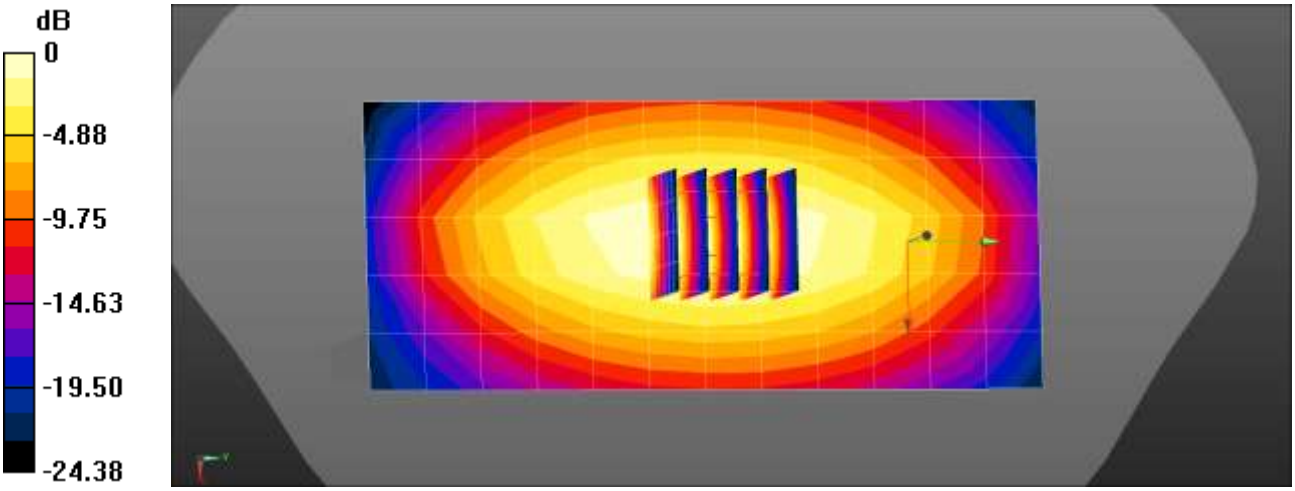

0 dB = 0.557 W/kg = −2.54 dBW/kg

■ **Verification Data (835 ㎒ Head)**

Test Laboratory: HCT CO., LTD
Input Power 0.05 W
Liquid Temp: 19.9 ℃
Test Date: 02/09/2021
DUT: Dipole 835 MHz D835V2; Type: D835V2;

Communication System: UID 0, CW (0); Frequency: 835 MHz;Duty Cycle: 1:1
Medium parameters used (interpolated): f = 835 MHz; σ = 0.89 S/m; ε_r = 41.965; ρ = 1000 kg/m^3
Phantom section: Flat Section

DASY5 Configuration:

- Probe: EX3DV4 - SN3903; ConvF(9.61, 9.61, 9.61) @ 835 MHz; Calibrated: 2020-03-25
- Sensor-Surface: 1.4mm (Mechanical Surface Detection)
- Electronics: DAE4 Sn869; Calibrated: 2020-09-28
- Phantom: SAM_Right_20170913
- Measurement SW: DASY52, Version 52.10 (4)

LTE Band26 Head Left Touch QPSK 15MHz 1RB 0offset 26865ch/Area Scan (6x13x1): Measurement grid: dx=15mm, dy=15mm
Maximum value of SAR (measured) = 0.574 W/kg

LTE Band26 Head Left Touch QPSK 15MHz 1RB 0offset 26865ch/Zoom Scan (5x5x7)/Cube 0:
Measurement grid: dx=8mm, dy=8mm, dz=5mm
Reference Value = 27.95 V/m; Power Drift = 0.04 dB
Peak SAR (extrapolated) = 0.724 W/kg
SAR(1 g) = 0.471 W/kg; SAR(10 g) = 0.307 W/kg
Maximum value of SAR (measured) = 0.638 W/kg

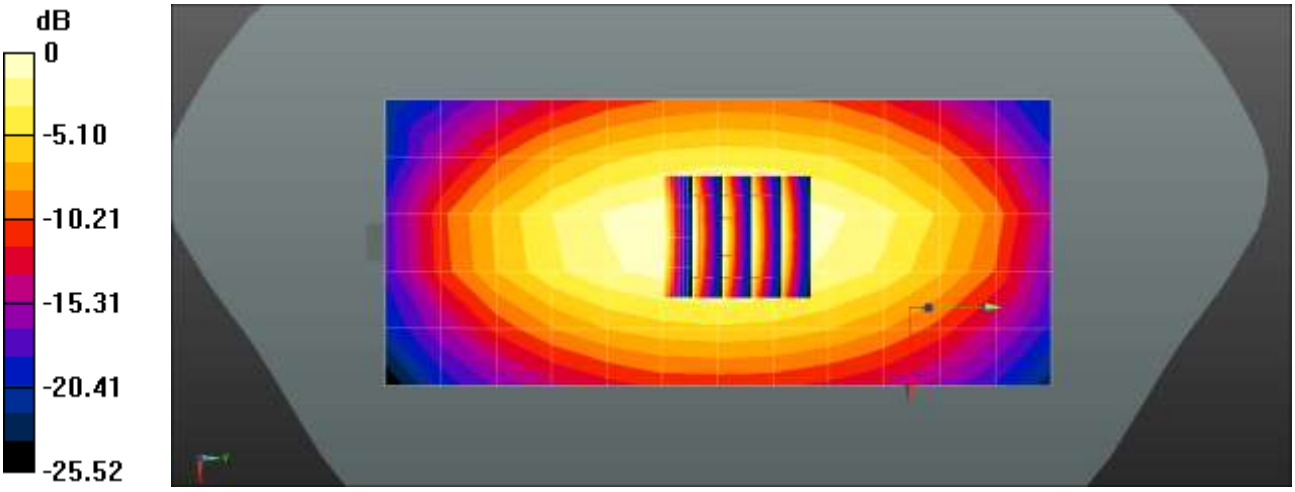

0 dB = 0.574 W/kg = −2.41 dBW/kg

■ **Verification Data (1 800 ㎒ Head)**

Test Laboratory: HCT CO., LTD
Input Power 0.05 W
Liquid Temp: 21.7 ℃
Test Date: 01/28/2021
DUT: Dipole 1800 MHz D1800V2; Type: D1800V2;

Communication System: UID 0, CW (0); Frequency: 1800 MHz;Duty Cycle: 1:1
Medium parameters used: f = 1800 MHz; σ = 1.415 S/m; ε_r = 41.36; ρ = 1000 kg/m^3
Phantom section: Flat Section

DASY5 Configuration:

- Probe: EX3DV4 - SN3903; ConvF(8.62, 8.62, 8.62) @ 1800 MHz; Calibrated: 2020-03-25
- Sensor-Surface: 1.4mm (Mechanical Surface Detection)
- Electronics: DAE4 Sn869; Calibrated: 2020-09-28
- Phantom: SAM_Left_20170913
- Measurement SW: DASY52, Version 52.10 (4)

1800MHz Head Verification/Area Scan (6x7x1): Measurement grid: dx=15mm, dy=15mm
Maximum value of SAR (measured) = 2.64 W/kg

1800MHz Head Verification/Zoom Scan (5x5x7)/Cube 0: Measurement grid: dx=8mm, dy=8mm, dz=5mm
Reference Value = 43.73 V/m; Power Drift = 0.12 dB
Peak SAR (extrapolated) = 3.50 W/kg
SAR(1 g) = 1.89 W/kg; SAR(10 g) = 0.982 W/kg
Maximum value of SAR (measured) = 2.89 W/kg

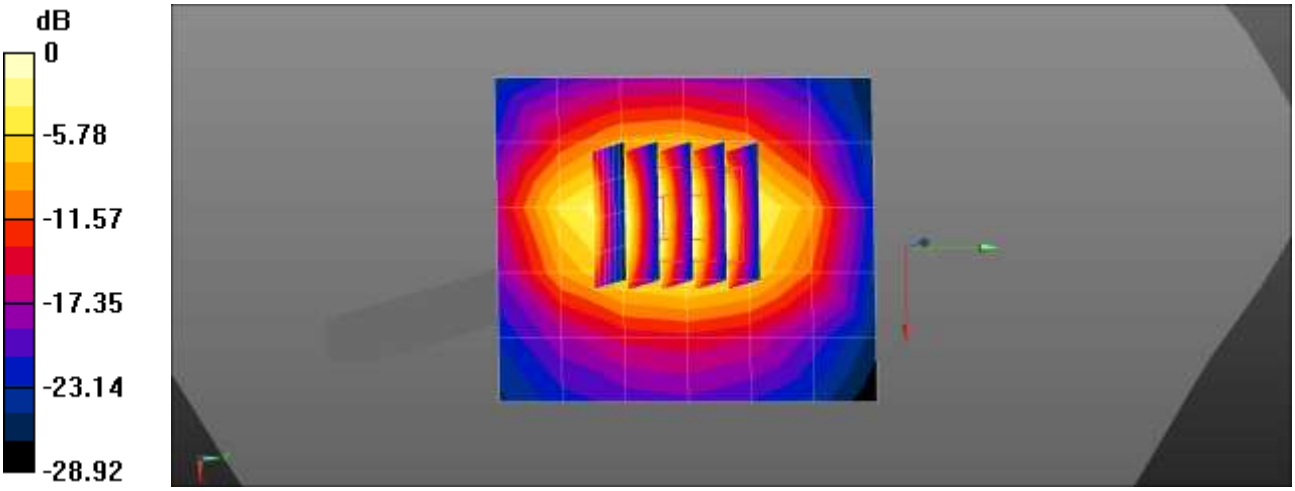

0 dB = 2.64 W/kg = 4.22 dBW/kg

■ Verification Data (1 800 ㎒ Head)

Test Laboratory: HCT CO., LTD
Input Power 0.05 W
Liquid Temp: 21.2 ℃
Test Date: 02/17/2021
DUT: Dipole 1800 MHz D1800V2; Type: D1800V2;

Communication System: UID 0, CW (0); Frequency: 1800 MHz;Duty Cycle: 1:1
Medium parameters used: f = 1800 MHz; σ = 1.391 S/m; ε_r = 40.968; ρ = 1000 kg/m^3
Phantom section: Flat Section

DASY5 Configuration:

- Probe: EX3DV4 - SN7370; ConvF(8.38, 8.38, 8.38) @ 1800 MHz; Calibrated: 2020-08-31
- Sensor-Surface: 1.4mm (Mechanical Surface Detection)
- Electronics: DAE4 Sn1225; Calibrated: 2020-08-07
- Phantom: Twin-SAM V5.0 (20deg probe tilt)
- Measurement SW: DASY52, Version 52.10 (4)

1800MHz Head Verification/Area Scan (6x10x1): Measurement grid: dx=15mm, dy=15mm
Maximum value of SAR (measured) = 2.15 W/kg

1800MHz Head Verification/Zoom Scan (5x5x7)/Cube 0: Measurement grid: dx=8mm, dy=8mm, dz=5mm
Reference Value = 47.62 V/m; Power Drift = -0.07 dB
Peak SAR (extrapolated) = 3.61 W/kg
SAR(1 g) = 1.92 W/kg; SAR(10 g) = 1.01 W/kg
Maximum value of SAR (measured) = 3.02 W/kg

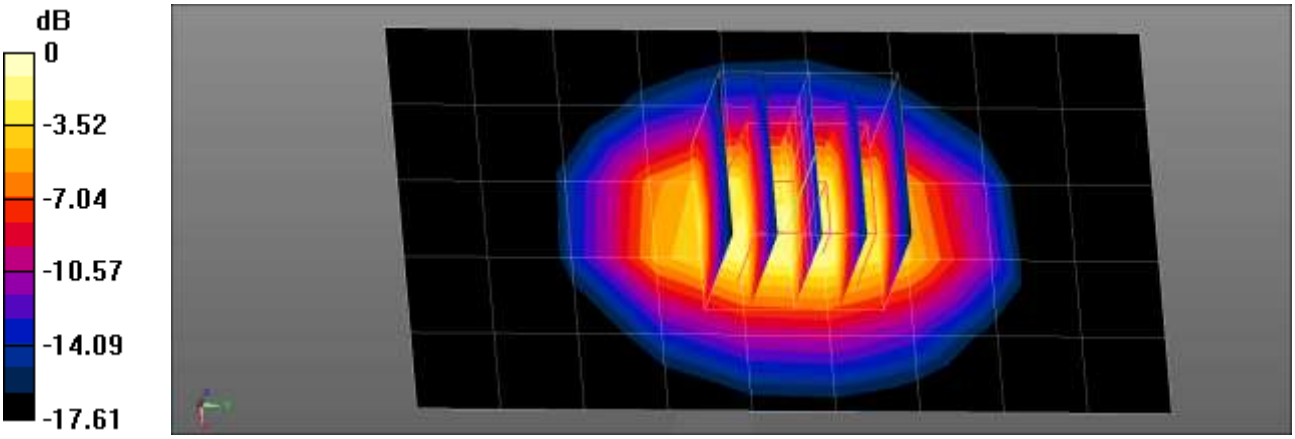

0 dB = 3.02 W/kg = 4.80 dBW/kg

■ **Verification Data (1 900 ㎒ Head)**

Test Laboratory: HCT CO., LTD
Input Power 0.05 W
Liquid Temp: 22.3 ℃
Test Date: 02/08/2021
DUT: Dipole 1900 MHz D1900V2; Type: D1900V2;

Communication System: UID 0, CW (0); Frequency: 1900 MHz;Duty Cycle: 1:1
Medium parameters used: f = 1900 MHz; σ = 1.417 S/m; ε_r = 41.172; ρ = 1000 kg/m^3
Phantom section: Flat Section

DASY5 Configuration:

- Probe: EX3DV4 - SN7370; ConvF(8.19, 8.19, 8.19) @ 1900 MHz; Calibrated: 2020-08-31
- Sensor-Surface: 1.4mm (Mechanical Surface Detection)
- Electronics: DAE4 Sn1225; Calibrated: 2020-08-07
- Phantom: Twin-SAM V5.0 (20deg probe tilt)
- Measurement SW: DASY52, Version 52.10 (4)

1900MHz Head Verification/Area Scan (6x8x1): Measurement grid: dx=15mm, dy=15mm
Maximum value of SAR (measured) = 2.26 W/kg

1900MHz Head Verification/Zoom Scan (5x5x7)/Cube 0: Measurement grid: dx=8mm, dy=8mm, dz=5mm
Reference Value = 48.71 V/m; Power Drift = -0.08 dB
Peak SAR (extrapolated) = 3.82 W/kg
SAR(1 g) = 2.01 W/kg; SAR(10 g) = 1.03 W/kg
Maximum value of SAR (measured) = 3.18 W/kg

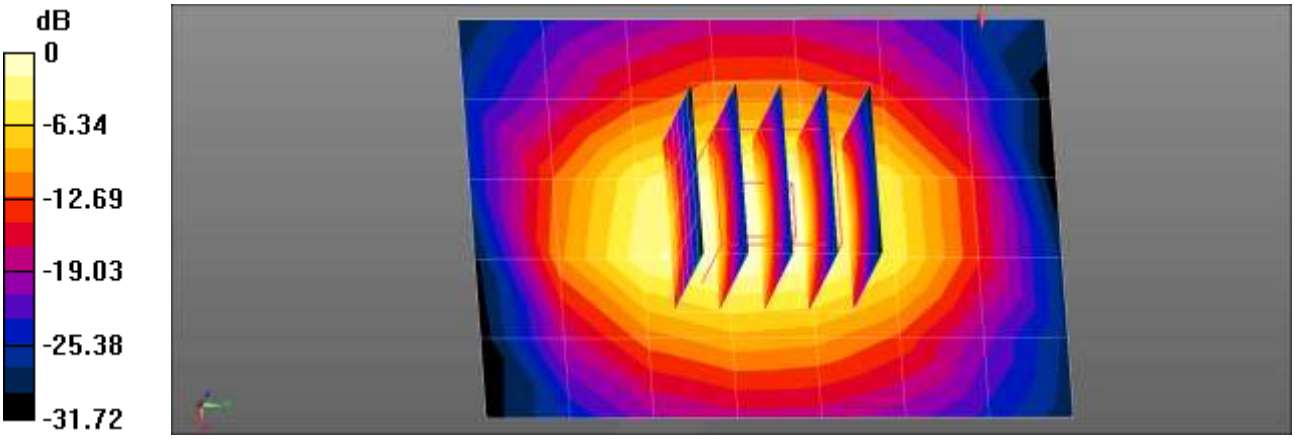

0 dB = 2.26 W/kg = 3.53 dBW/kg

■ **Verification Data (1 900 ㎒ Head)**

Test Laboratory: HCT CO., LTD
Input Power 0.05 W
Liquid Temp: 21.0 ℃
Test Date: 02/09/2021
DUT: Dipole 1900 MHz D1900V2; Type: D1900V2;

Communication System: UID 0, CW (0); Frequency: 1900 MHz;Duty Cycle: 1:1
Medium parameters used: f = 1900 MHz; σ = 1.417 S/m; ε_r = 41.19; ρ = 1000 kg/m^3
Phantom section: Flat Section

DASY5 Configuration:

- Probe: EX3DV4 - SN7370; ConvF(8.19, 8.19, 8.19) @ 1900 MHz; Calibrated: 2020-08-31
- Sensor-Surface: 1.4mm (Mechanical Surface Detection)
- Electronics: DAE4 Sn1225; Calibrated: 2020-08-07
- Phantom: Twin-SAM V5.0 (20deg probe tilt)
- Measurement SW: DASY52, Version 52.10 (4)

1900MHz Head Verification/Area Scan (6x8x1): Measurement grid: dx=15mm, dy=15mm
Maximum value of SAR (measured) = 2.26 W/kg

1900MHz Head Verification/Zoom Scan (5x5x7)/Cube 0: Measurement grid: dx=8mm, dy=8mm, dz=5mm
Reference Value = 48.64 V/m; Power Drift = -0.04 dB
Peak SAR (extrapolated) = 3.84 W/kg
SAR(1 g) = 2.02 W/kg; SAR(10 g) = 1.04 W/kg
Maximum value of SAR (measured) = 3.20 W/kg

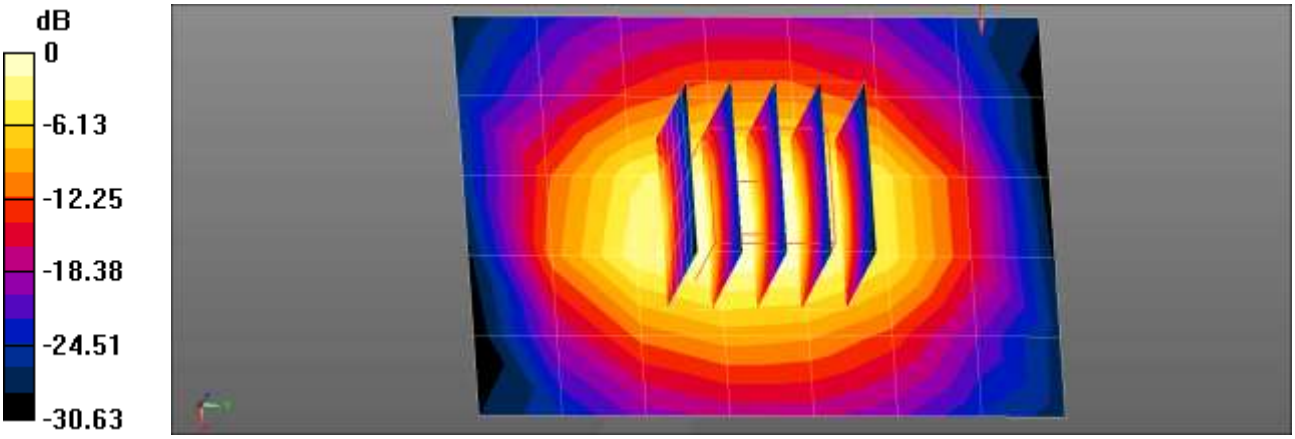

0 dB = 2.26 W/kg = 3.55 dBW/kg

■ **Verification Data (1 900 ㎒ Head)**

Test Laboratory: HCT CO., LTD
Input Power 0.05 W
Liquid Temp: 21.7 ℃
Test Date: 01/28/2021
DUT: Dipole 1900 MHz D1900V2; Type: D1900V2;

Communication System: UID 0, CW (0); Frequency: 1900 MHz;Duty Cycle: 1:1
Medium parameters used: f = 1900 MHz; σ = 1.407 S/m; ε_r = 41.058; ρ = 1000 kg/m^3
Phantom section: Flat Section

DASY5 Configuration:

- Probe: EX3DV4 - SN3903; ConvF(8.31, 8.31, 8.31) @ 1900 MHz; Calibrated: 2020-03-25
- Sensor-Surface: 1.4mm (Mechanical Surface Detection)
- Electronics: DAE4 Sn869; Calibrated: 2020-09-28
- Phantom: SAM_Left_20170913
- Measurement SW: DASY52, Version 52.10 (4)

1900MHz Head Verification/Area Scan (6x7x1): Measurement grid: dx=15mm, dy=15mm
Maximum value of SAR (measured) = 2.69 W/kg

1900MHz Head Verification/Zoom Scan (5x5x7)/Cube 0: Measurement grid: dx=8mm, dy=8mm, dz=5mm
Reference Value = 45.39 V/m; Power Drift = 0.19 dB
Peak SAR (extrapolated) = 3.71 W/kg
SAR(1 g) = 1.95 W/kg; SAR(10 g) = 0.995 W/kg
Maximum value of SAR (measured) = 3.06 W/kg

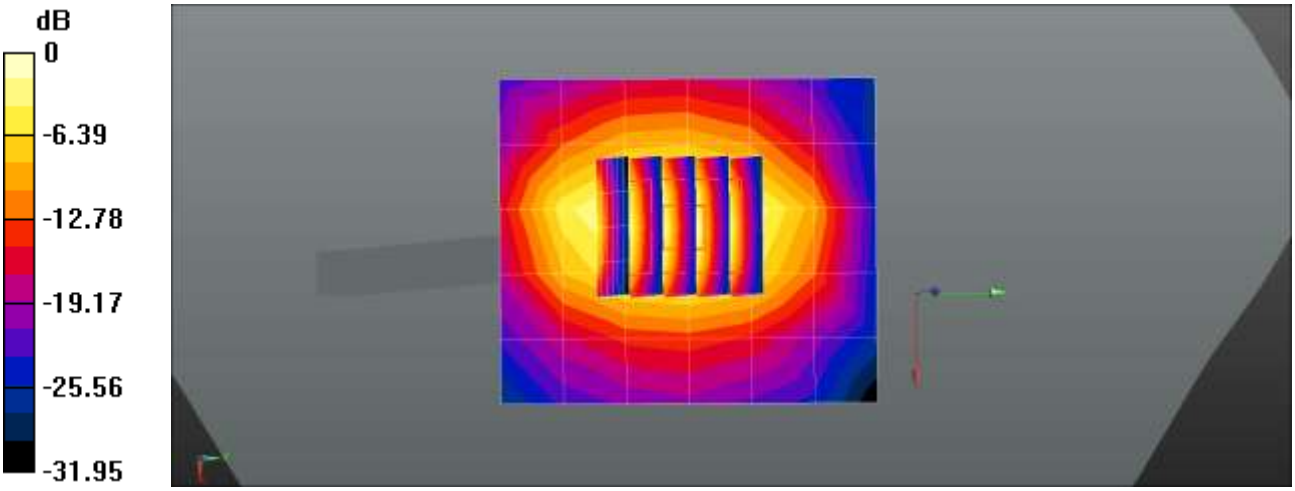

0 dB = 2.69 W/kg = 4.29 dBW/kg

■ **Verification Data (1 900 ㎒ Head)**

Test Laboratory: HCT CO., LTD
Input Power 0.05 W
Liquid Temp: 22.0 ℃
Test Date: 02/04/2021
DUT: Dipole 1900 MHz D1900V2; Type: D1900V2;

Communication System: UID 0, CW (0); Frequency: 1900 MHz;Duty Cycle: 1:1
Medium parameters used: f = 1900 MHz; σ = 1.452 S/m; ε_r = 41.067; ρ = 1000 kg/m^3
Phantom section: Flat Section

DASY5 Configuration:

- Probe: EX3DV4 - SN7370; ConvF(8.19, 8.19, 8.19) @ 1900 MHz; Calibrated: 2020-08-31
- Sensor-Surface: 1.4mm (Mechanical Surface Detection)
- Electronics: DAE4 Sn1225; Calibrated: 2020-08-07
- Phantom: Twin-SAM V5.0 (20deg probe tilt)
- Measurement SW: DASY52, Version 52.10 (4)

1900MHz Head Verification/Area Scan (6x10x1): Measurement grid: dx=15mm, dy=15mm
Maximum value of SAR (measured) = 2.16 W/kg

1900MHz Head Verification/Zoom Scan (5x5x7)/Cube 0: Measurement grid: dx=8mm, dy=8mm, dz=5mm
Reference Value = 48.46 V/m; Power Drift = -0.09 dB
Peak SAR (extrapolated) = 3.91 W/kg
SAR(1 g) = 2.04 W/kg; SAR(10 g) = 1.04 W/kg
Maximum value of SAR (measured) = 3.25 W/kg

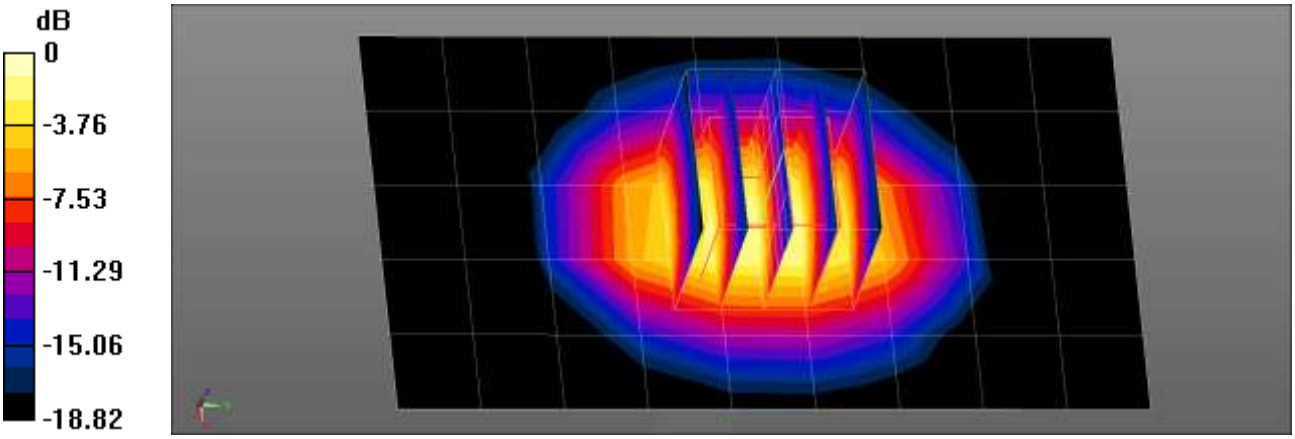

0 dB = 3.25 W/kg = 5.12 dBW/kg

■ Verification Data (2 300 ㎒ Head)

Test Laboratory: HCT CO., LTD
Input Power 0.05 W
Liquid Temp: 22.3 ℃
Test Date: 02/15/2021
DUT: Dipole 2300 MHz D2300V2; Type: D2300V3;

Communication System: UID 0, CW (0); Frequency: 2300 MHz;Duty Cycle: 1:1
Medium parameters used: f = 2300 MHz; σ = 1.695 S/m; ε_r = 40.828; ρ = 1000 kg/m^3
Phantom section: Flat Section

DASY5 Configuration:

- Probe: EX3DV4 - SN7370; ConvF(7.73, 7.73, 7.73) @ 2300 MHz; Calibrated: 2020-08-31
- Sensor-Surface: 1.4mm (Mechanical Surface Detection)
- Electronics: DAE4 Sn1225; Calibrated: 2020-08-07
- Phantom: Twin-SAM V4.0 (20deg probe tilt)_1588_20200429
- Measurement SW: DASY52, Version 52.10 (4)

2300MHz Head Verification/Area Scan (8x8x1): Measurement grid: dx=12mm, dy=12mm
Maximum value of SAR (measured) = 3.44 W/kg

2300MHz Head Verification/Zoom Scan (7x7x7)/Cube 0: Measurement grid: dx=5mm, dy=5mm, dz=5mm
Reference Value = 47.09 V/m; Power Drift = -0.05 dB
Peak SAR (extrapolated) = 4.86 W/kg
SAR(1 g) = 2.33 W/kg; SAR(10 g) = 1.09 W/kg
Maximum value of SAR (measured) = 3.92 W/kg

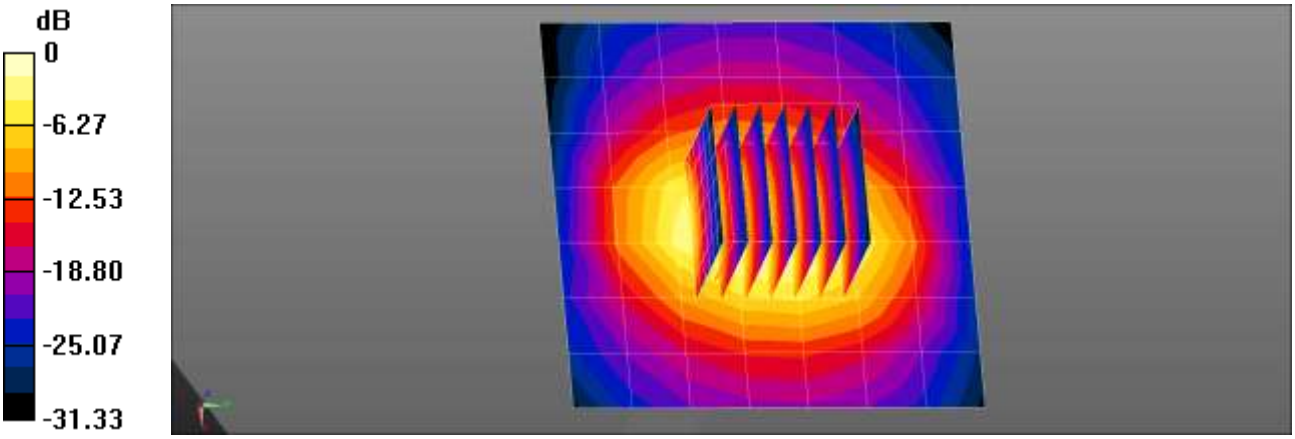

0 dB = 3.44 W/kg = 5.37 dBW/kg

■ Verification Data (2 300 ㎒ Head)

Test Laboratory: HCT CO., LTD
Input Power 0.05 W
Liquid Temp: 21.5 ℃
Test Date: 02/21/2021
DUT: Dipole 2300 MHz D2300V2; Type: D2300V3;

Communication System: UID 0, CW (0); Frequency: 2300 MHz;Duty Cycle: 1:1
Medium parameters used: f = 2300 MHz; σ = 1.694 S/m; ε_r = 40.837; ρ = 1000 kg/m^3
Phantom section: Flat Section

DASY5 Configuration:

- Probe: EX3DV4 - SN7622; ConvF(8.37, 8.37, 8.37) @ 2300 MHz; Calibrated: 2020-11-06
- Sensor-Surface: 1.4mm (Mechanical Surface Detection)
- Electronics: DAE4 Sn648; Calibrated: 2020-05-25
- Phantom: Twin-SAM V4.0 (20deg probe tilt)_1588_20200429
- Measurement SW: DASY52, Version 52.10 (4)

2300MHz Head Verification/Area Scan (7x7x1): Measurement grid: dx=12mm, dy=12mm
Maximum value of SAR (measured) = 4.09 W/kg

2300MHz Head Verification/Zoom Scan (7x7x7)/Cube 0: Measurement grid: dx=5mm, dy=5mm, dz=5mm
Reference Value = 50.54 V/m; Power Drift = -0.09 dB
Peak SAR (extrapolated) = 5.30 W/kg
SAR(1 g) = 2.4 W/kg; SAR(10 g) = 1.13 W/kg
Maximum value of SAR (measured) = 4.14 W/kg

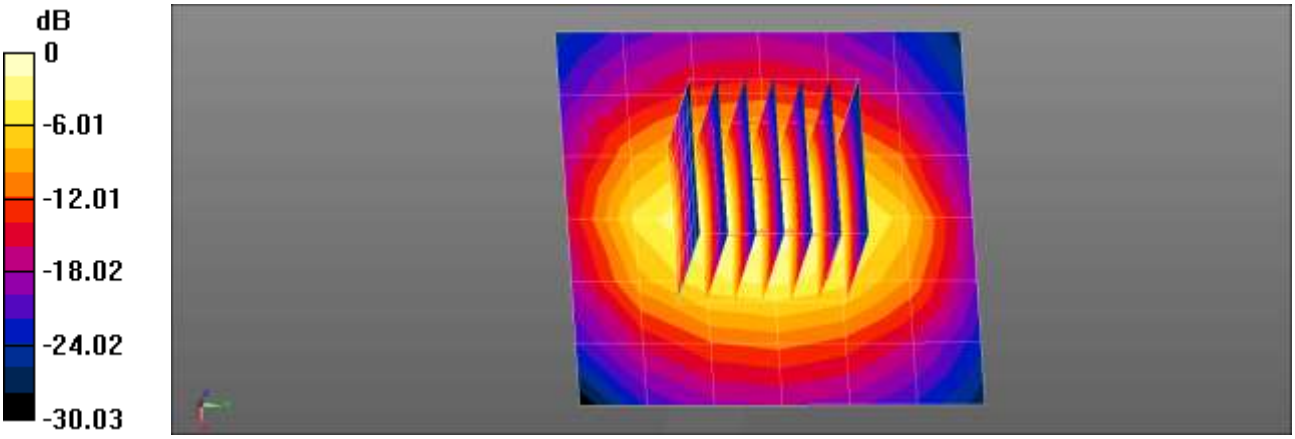

0 dB = 4.09 W/kg = 6.11 dBW/kg

■ Verification Data (2 300 ㎒ Head)

Test Laboratory: HCT CO., LTD
Input Power 0.05 W
Liquid Temp: 20.0 ℃
Test Date: 02/20/2021
DUT: Dipole 2300 MHz D2300V2; Type: D2300V3;

Communication System: UID 0, CW (0); Frequency: 2300 MHz;Duty Cycle: 1:1
Medium parameters used: f = 2300 MHz; σ = 1.695 S/m; ε_r = 40.859; ρ = 1000 kg/m^3
Phantom section: Flat Section

DASY5 Configuration:

- Probe: EX3DV4 - SN7622; ConvF(8.37, 8.37, 8.37) @ 2300 MHz; Calibrated: 2020-11-06
- Sensor-Surface: 1.4mm (Mechanical Surface Detection)
- Electronics: DAE4 Sn648; Calibrated: 2020-05-25
- Phantom: Twin-SAM V4.0 (20deg probe tilt)_1588_20200429
- Measurement SW: DASY52, Version 52.10 (4)

2300MHz Head Verification/Area Scan (7x7x1): Measurement grid: dx=12mm, dy=12mm
Maximum value of SAR (measured) = 4.06 W/kg

2300MHz Head Verification/Zoom Scan (7x7x7)/Cube 0: Measurement grid: dx=5mm, dy=5mm, dz=5mm
Reference Value = 50.47 V/m; Power Drift = -0.03 dB
Peak SAR (extrapolated) = 5.26 W/kg
SAR(1 g) = 2.4 W/kg; SAR(10 g) = 1.13 W/kg
Maximum value of SAR (measured) = 4.12 W/kg

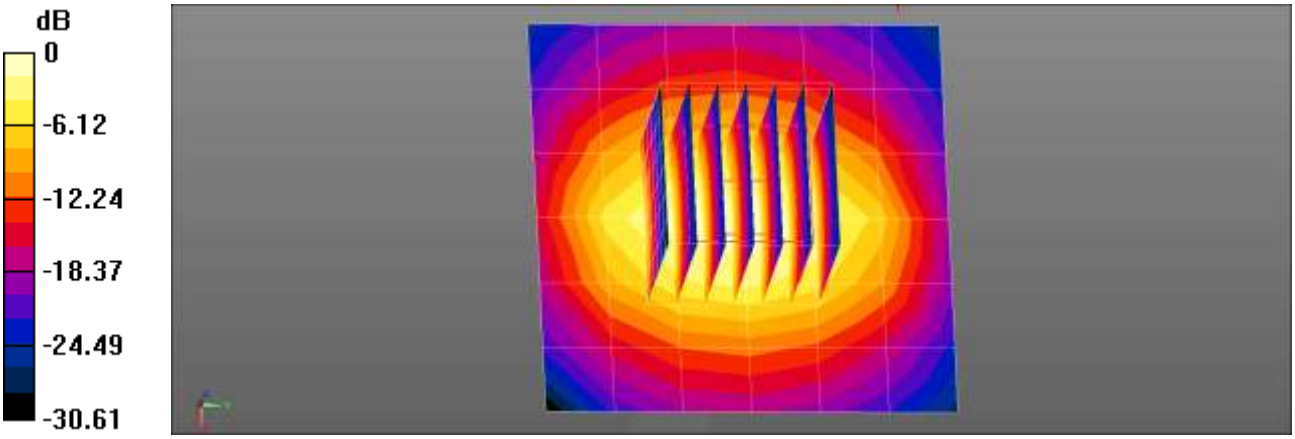

0 dB = 4.06 W/kg = 6.08 dBW/kg

■ **Verification Data (2 450 ㎒ Head)**

Test Laboratory: HCT CO., LTD
Input Power 0.05 W
Liquid Temp: 21.3 ℃
Test Date: 02/19/2021
DUT: Dipole 2450 MHz D2450V2; Type: D2450V2;

Communication System: UID 0, CW (0); Frequency: 2450 MHz;Duty Cycle: 1:1
Medium parameters used: f = 2450 MHz; σ = 1.799 S/m; ε_r = 38.443; ρ = 1000 kg/m^3
Phantom section: Flat Section

DASY5 Configuration:

- Probe: EX3DV4 - SN7622; ConvF(8.08, 8.08, 8.08) @ 2450 MHz; Calibrated: 2020-11-06
- Sensor-Surface: 1.4mm (Mechanical Surface Detection)
- Electronics: DAE4 Sn648; Calibrated: 2020-05-25
- Phantom: Twin-SAM V4.0 (20deg probe tilt)_1588_20200429
- Measurement SW: DASY52, Version 52.10 (4)

2450MHz Head Verification/Area Scan (7x7x1): Measurement grid: dx=12mm, dy=12mm
Maximum value of SAR (measured) = 4.40 W/kg

2450MHz Head Verification/Zoom Scan (7x7x7)/Cube 0: Measurement grid: dx=5mm, dy=5mm, dz=5mm
Reference Value = 51.07 V/m; Power Drift = -0.06 dB
Peak SAR (extrapolated) = 6.11 W/kg
SAR(1 g) = 2.6 W/kg; SAR(10 g) = 1.16 W/kg
Maximum value of SAR (measured) = 4.63 W/kg

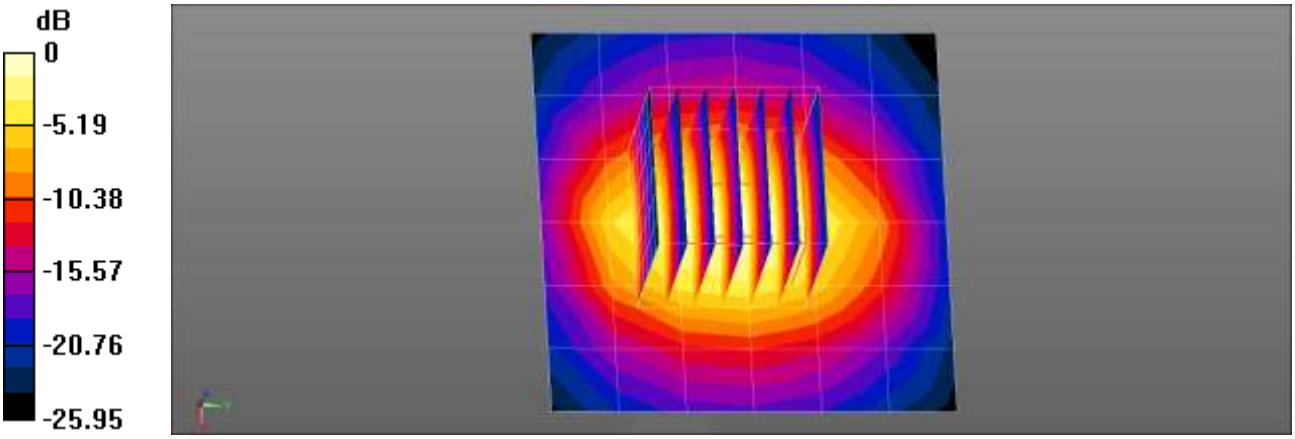

0 dB = 4.40 W/kg = 6.43 dBW/kg

■ **Verification Data (2 450 MHz Head)**

Test Laboratory: HCT CO., LTD
Input Power 0.05 W
Liquid Temp: 21.5 ℃
Test Date: 02/18/2021
DUT: Dipole 2450 MHz D2450V2; Type: D2450V2;

Communication System: UID 0, CW (0); Frequency: 2450 MHz;Duty Cycle: 1:1
Medium parameters used: f = 2450 MHz; σ = 1.731 S/m; ε_r = 39.29; ρ = 1000 kg/m^3
Phantom section: Flat Section

DASY5 Configuration:

- Probe: EX3DV4 - SN7622; ConvF(8.08, 8.08, 8.08) @ 2450 MHz; Calibrated: 2020-11-06
- Sensor-Surface: 1.4mm (Mechanical Surface Detection)
- Electronics: DAE4 Sn648; Calibrated: 2020-05-25
- Phantom: Twin-SAM V4.0 (20deg probe tilt)_1588_20200429
- Measurement SW: DASY52, Version 52.10 (4)

2450MHz Head Verification/Area Scan (7x7x1): Measurement grid: dx=12mm, dy=12mm
Maximum value of SAR (measured) = 4.30 W/kg

2450MHz Head Verification/Zoom Scan (7x7x7)/Cube 0: Measurement grid: dx=5mm, dy=5mm, dz=5mm
Reference Value = 51.25 V/m; Power Drift = -0.11 dB
Peak SAR (extrapolated) = 5.97 W/kg
SAR(1 g) = 2.5 W/kg; SAR(10 g) = 1.12 W/kg
Maximum value of SAR (measured) = 4.53 W/kg

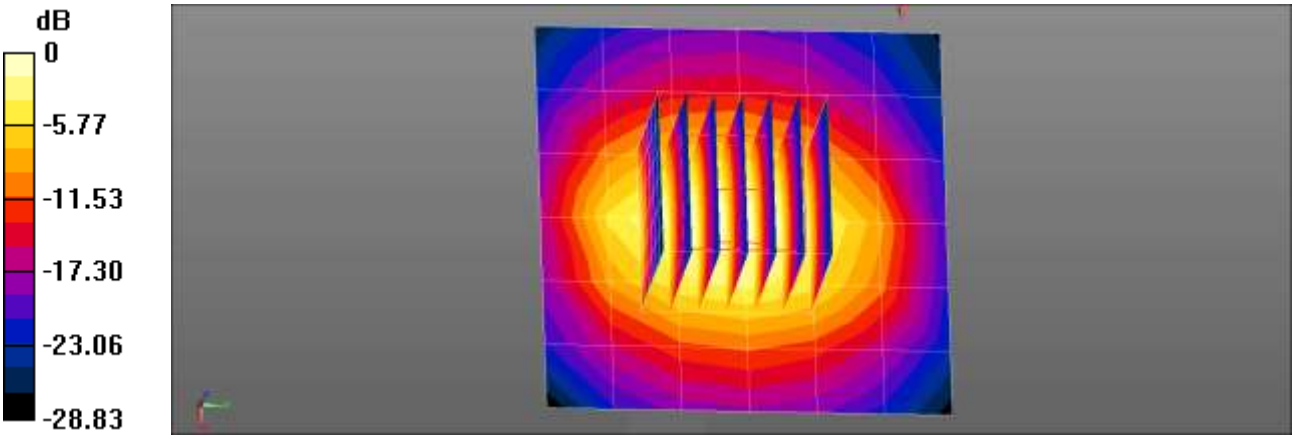

0 dB = 4.30 W/kg = 6.33 dBW/kg

■ **Verification Data (2 600 ㎒ Head)**

Test Laboratory: HCT CO., LTD
Input Power 0.05 W
Liquid Temp: 22.3 ℃
Test Date: 02/10/2021
DUT: Dipole 2600 MHz D2600V2; Type: D2600V2;

Communication System: UID 0, CW (0); Frequency: 2600 MHz;Duty Cycle: 1:1
Medium parameters used: f = 2600 MHz; σ = 2.043 S/m; ε_r = 40.408; ρ = 1000 kg/m^3
Phantom section: Flat Section

DASY5 Configuration:

- Probe: EX3DV4 - SN7370; ConvF(7.35, 7.35, 7.35) @ 2600 MHz; Calibrated: 2020-08-31
- Sensor-Surface: 1.4mm (Mechanical Surface Detection)
- Electronics: DAE4 Sn1225; Calibrated: 2020-08-07
- Phantom: Twin-SAM V4.0 (20deg probe tilt)_1588_20200429
- Measurement SW: DASY52, Version 52.10 (4)

2600MHz Head Verification/Area Scan (8x8x1): Measurement grid: dx=12mm, dy=12mm
Maximum value of SAR (measured) = 4.04 W/kg

2600MHz Head Verification/Zoom Scan (7x7x7)/Cube 0: Measurement grid: dx=5mm, dy=5mm, dz=5mm
Reference Value = 49.62 V/m; Power Drift = -0.05 dB
Peak SAR (extrapolated) = 6.40 W/kg
SAR(1 g) = 2.77 W/kg; SAR(10 g) = 1.2 W/kg
Maximum value of SAR (measured) = 4.97 W/kg

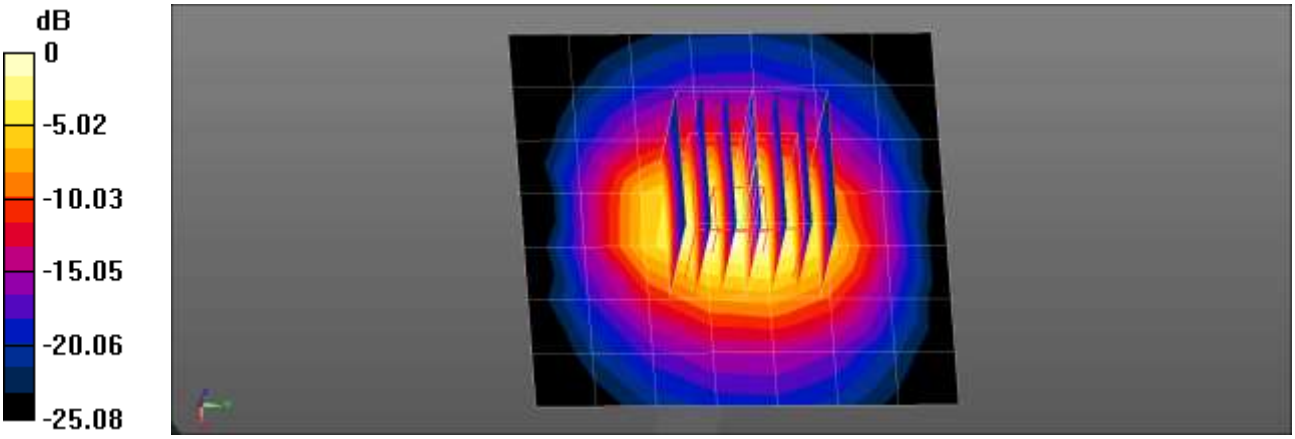

0 dB = 4.97 W/kg = 6.96 dBW/kg

■ **Verification Data (2 600 ㎒ Head)**

Test Laboratory: HCT CO., LTD
Input Power 0.05 W
Liquid Temp: 22.2 ℃
Test Date: 02/23/2021
DUT: Dipole 2600 MHz D2600V2; Type: D2600V2;

Communication System: UID 0, CW (0); Frequency: 2600 MHz;Duty Cycle: 1:1
Medium parameters used: f = 2600 MHz; σ = 2.005 S/m; ε_r = 39.766; ρ = 1000 kg/m^3
Phantom section: Flat Section

DASY5 Configuration:

- Probe: EX3DV4 - SN7370; ConvF(7.35, 7.35, 7.35) @ 2600 MHz; Calibrated: 2020-08-31
- Sensor-Surface: 1.4mm (Mechanical Surface Detection)
- Electronics: DAE4 Sn1225; Calibrated: 2020-08-07
- Phantom: Twin-SAM V4.0 (20deg probe tilt)_1588_20200429
- Measurement SW: DASY52, Version 52.10 (4)

2600MHz Head Verification/Area Scan (8x8x1): Measurement grid: dx=12mm, dy=12mm
Maximum value of SAR (measured) = 4.59 W/kg

2600MHz Head Verification/Zoom Scan (7x7x7)/Cube 0: Measurement grid: dx=5mm, dy=5mm, dz=5mm
Reference Value = 51.47 V/m; Power Drift = -0.11 dB
Peak SAR (extrapolated) = 6.85 W/kg
SAR(1 g) = 2.93 W/kg; SAR(10 g) = 1.27 W/kg
Maximum value of SAR (measured) = 5.26 W/kg

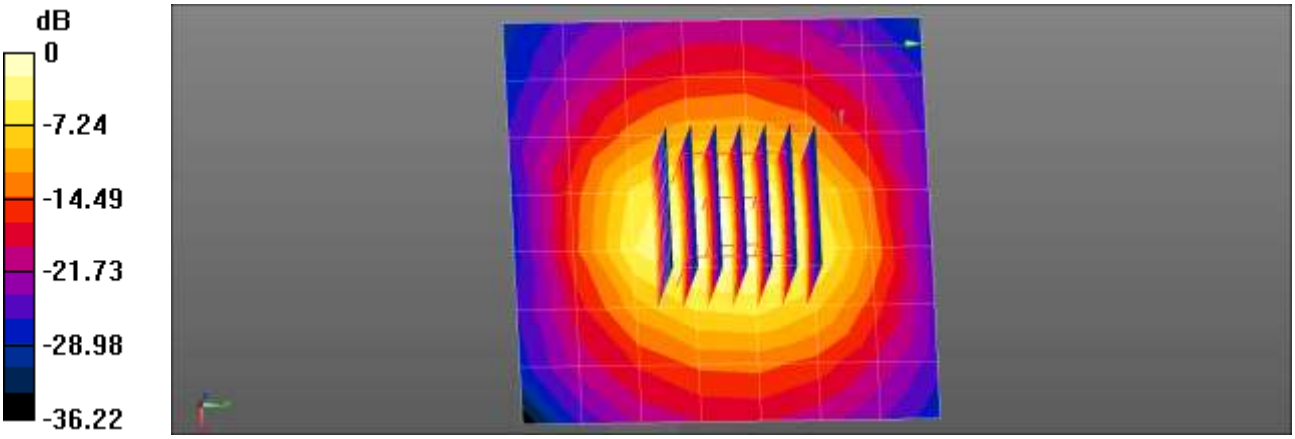

0 dB = 4.59 W/kg = 6.62 dBW/kg

■ **Verification Data (2 600 ㎒ Head)**

Test Laboratory: HCT CO., LTD
Input Power 0.05 W
Liquid Temp: 20.5 ℃
Test Date: 02/22/2021
DUT: Dipole 2600 MHz D2600V2; Type: D2600V2;

Communication System: UID 0, CW (0); Frequency: 2600 MHz;Duty Cycle: 1:1
Medium parameters used: f = 2600 MHz; σ = 2.032 S/m; ε_r = 40.406; ρ = 1000 kg/m^3
Phantom section: Flat Section

DASY5 Configuration:

- Probe: EX3DV4 - SN7370; ConvF(7.35, 7.35, 7.35) @ 2600 MHz; Calibrated: 2020-08-31
- Sensor-Surface: 1.4mm (Mechanical Surface Detection)
- Electronics: DAE4 Sn1225; Calibrated: 2020-08-07
- Phantom: Twin-SAM V4.0 (20deg probe tilt)_1588_20200429
- Measurement SW: DASY52, Version 52.10 (4)

2600MHz Head Verification/Area Scan (8x8x1): Measurement grid: dx=12mm, dy=12mm
Maximum value of SAR (measured) = 4.01 W/kg

2600MHz Head Verification/Zoom Scan (7x7x7)/Cube 0: Measurement grid: dx=5mm, dy=5mm, dz=5mm
Reference Value = 50.14 V/m; Power Drift = -0.16 dB
Peak SAR (extrapolated) = 6.36 W/kg
SAR(1 g) = 2.75 W/kg; SAR(10 g) = 1.2 W/kg
Maximum value of SAR (measured) = 4.95 W/kg

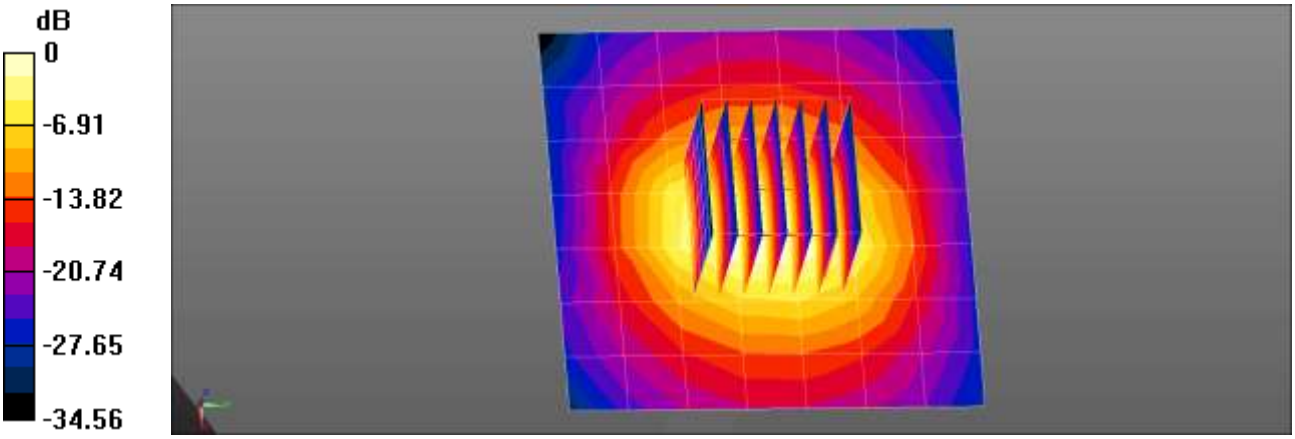

0 dB = 4.01 W/kg = 6.04 dBW/kg

■ **Verification Data (3 500 MHz Head)**

Test Laboratory: HCT CO., LTD
Input Power 0.05 W
Liquid Temp: 21.2 ℃
Test Date: 02/17/2021
DUT: Dipole 3500 MHz D3500V2; Type: D3500V2;

Communication System: UID 0, CW (0); Frequency: 3500 MHz;Duty Cycle: 1:1
Medium parameters used: f = 3500 MHz; σ = 2.978 S/m; ε_r = 38.085; ρ = 1000 kg/m^3
Phantom section: Flat Section

DASY5 Configuration:

- Probe: EX3DV4 - SN7622; ConvF(7.25, 7.25, 7.25) @ 3500 MHz; Calibrated: 2020-11-06
- Sensor-Surface: 1.4mm (Mechanical Surface Detection)
- Electronics: DAE4 Sn648; Calibrated: 2020-05-25
- Phantom: Twin-SAM V8.0 (Left)
- Measurement SW: DASY52, Version 52.10 (4)

3500MHz Head Verification/Area Scan (8x8x1): Measurement grid: dx=10mm, dy=10mm
Maximum value of SAR (measured) = 6.05 W/kg

3500MHz Head Verification/Zoom Scan (7x7x8)/Cube 0: Measurement grid: dx=5mm, dy=5mm, dz=4mm
Reference Value = 46.94 V/m; Power Drift = 0.02 dB
Peak SAR (extrapolated) = 9.06 W/kg
SAR(1 g) = 3.27 W/kg; SAR(10 g) = 1.25 W/kg
Maximum value of SAR (measured) = 6.55 W/kg

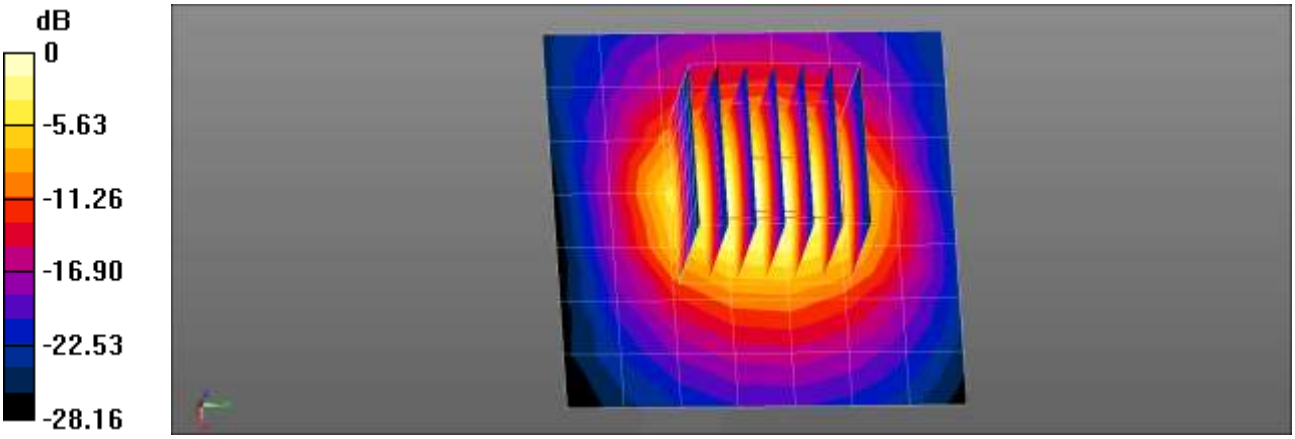

0 dB = 6.05 W/kg = 7.82 dBW/kg

■ **Verification Data (3 700 ㎒ Head)**

Test Laboratory: HCT CO., LTD
Input Power 0.05 W
Liquid Temp: 21.2 ℃
Test Date: 02/17/2021
DUT: Dipole 3700 MHz D3700V2; Type: D3700V2;

Communication System: UID 0, CW (0); Frequency: 3700 MHz;Duty Cycle: 1:1
Medium parameters used: f = 3700 MHz; σ = 3.146 S/m; ε_r = 37.474; ρ = 1000 kg/m^3
Phantom section: Flat Section

DASY5 Configuration:

- Probe: EX3DV4 - SN7622; ConvF(7.15, 7.15, 7.15) @ 3700 MHz; Calibrated: 2020-11-06
- Sensor-Surface: 1.4mm (Mechanical Surface Detection)
- Electronics: DAE4 Sn648; Calibrated: 2020-05-25
- Phantom: Twin-SAM V8.0 (Left)
- Measurement SW: DASY52, Version 52.10 (4)

3700MHz Head Verification/Area Scan (8x8x1): Measurement grid: dx=10mm, dy=10mm
Maximum value of SAR (measured) = 5.11 W/kg

3700MHz Head Verification/Zoom Scan (7x7x8)/Cube 0: Measurement grid: dx=5mm, dy=5mm, dz=4mm
Reference Value = 49.60 V/m; Power Drift = 0.04 dB
Peak SAR (extrapolated) = 9.65 W/kg
SAR(1 g) = 3.35 W/kg; SAR(10 g) = 1.23 W/kg
Maximum value of SAR (measured) = 6.85 W/kg

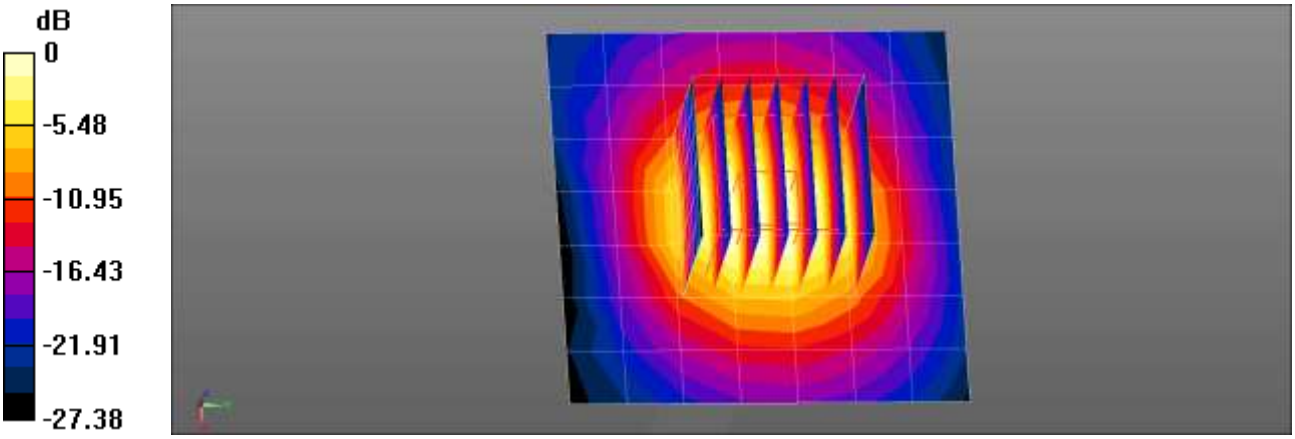

0 dB = 5.11 W/kg = 7.09 dBW/kg

■ **Verification Data (5 250 ㎒ Head)**

Test Laboratory: HCT CO., LTD
Input Power 0.05 W
Liquid Temp: 22.1 ℃
Test Date: 02/09/2021
DUT: Dipole D5GHzV2; Type: D5GHzV2;

Communication System: UID 0, CW (0); Frequency: 5250 MHz;Duty Cycle: 1:1
Medium parameters used: f = 5250 MHz; σ = 4.754 S/m; ε_r = 36.859; ρ = 1000 kg/m^3
Phantom section: Flat Section

DASY5 Configuration:

- Probe: EX3DV4 - SN7622; ConvF(5.54, 5.54, 5.54) @ 5250 MHz; Calibrated: 2020-11-06
- Sensor-Surface: 1.4mm (Mechanical Surface Detection)
- Electronics: DAE4 Sn648; Calibrated: 2020-05-25
- Phantom: Twin-SAM V8.0 (Left)
- Measurement SW: DASY52, Version 52.10 (4)

5250MHz Head Verification/Area Scan (8x8x1): Measurement grid: dx=10mm, dy=10mm
Maximum value of SAR (measured) = 8.11 W/kg

5250MHz Head Verification/Zoom Scan (7x7x7)/Cube 0: Measurement grid: dx=4mm, dy=4mm, dz=1.4mm
Reference Value = 49.29 V/m; Power Drift = 0.08 dB
Peak SAR (extrapolated) = 16.9 W/kg
SAR(1 g) = 4.2 W/kg; SAR(10 g) = 1.21 W/kg
Maximum value of SAR (measured) = 10.6 W/kg

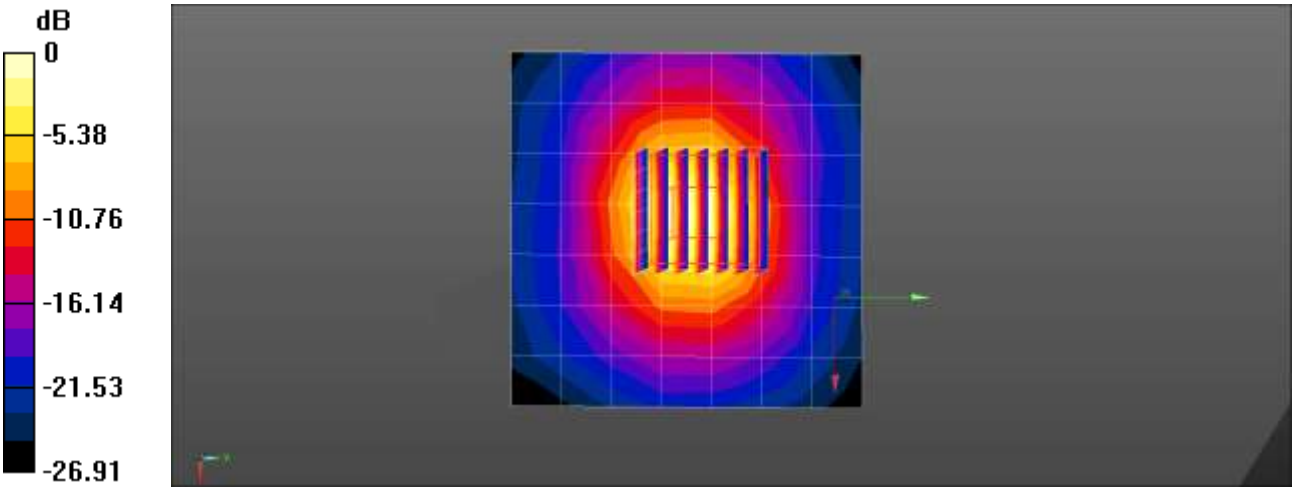

0 dB = 8.11 W/kg = 9.09 dBW/kg

■ **Verification Data (5 600 MHz Head)**

Test Laboratory: HCT CO., LTD
Input Power 0.05 W
Liquid Temp: 22.1 ℃
Test Date: 02/09/2021
DUT: Dipole D5GHzV2; Type: D5GHzV2;

Communication System: UID 0, CW (0); Frequency: 5600 MHz;Duty Cycle: 1:1
Medium parameters used: f = 5600 MHz; σ = 5.054 S/m; ε_r = 36.81; ρ = 1000 kg/m^3
Phantom section: Flat Section

DASY5 Configuration:

- Probe: EX3DV4 - SN7622; ConvF(5.08, 5.08, 5.08) @ 5600 MHz; Calibrated: 2020-11-06
- Sensor-Surface: 1.4mm (Mechanical Surface Detection)
- Electronics: DAE4 Sn648; Calibrated: 2020-05-25
- Phantom: Twin-SAM V8.0 (Left)
- Measurement SW: DASY52, Version 52.10 (4)

5600MHz Head Verification/Area Scan (8x8x1): Measurement grid: dx=10mm, dy=10mm
Maximum value of SAR (measured) = 8.57 W/kg

5600MHz Head Verification/Zoom Scan (7x7x7)/Cube 0: Measurement grid: dx=4mm, dy=4mm, dz=1.4mm
Reference Value = 50.11 V/m; Power Drift = -0.11 dB
Peak SAR (extrapolated) = 19.3 W/kg
SAR(1 g) = 4.26 W/kg; SAR(10 g) = 1.25 W/kg
Maximum value of SAR (measured) = 10.9 W/kg

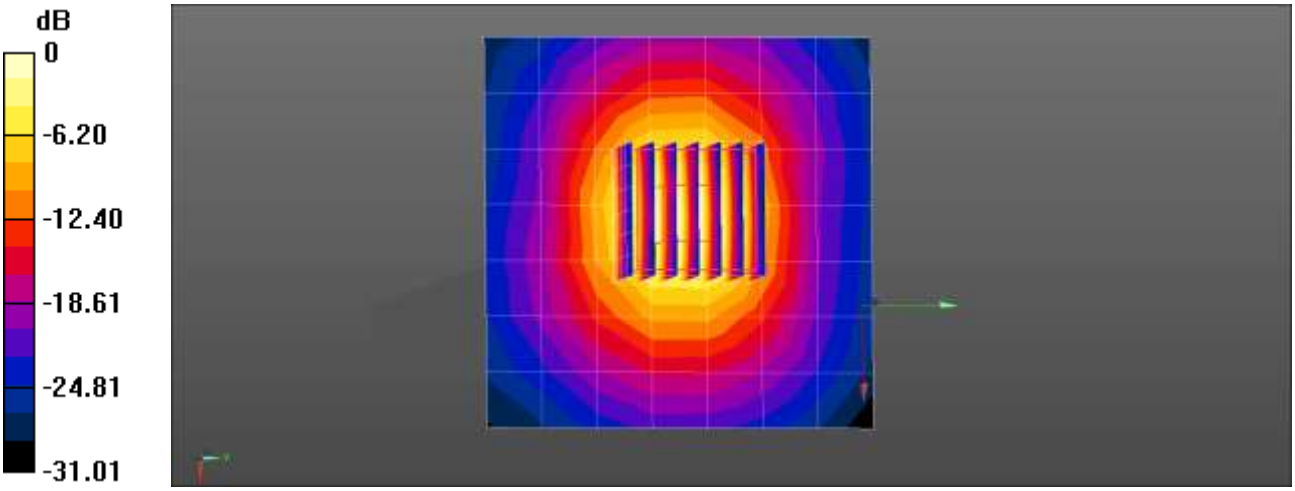

0 dB = 8.57 W/kg = 9.33 dBW/kg

■ **Verification Data (5 750 ㎒ Head)**

Test Laboratory: HCT CO., LTD
Input Power 0.05 W
Liquid Temp: 22.1 ℃
Test Date: 02/09/2021
DUT: Dipole D5GHzV2; Type: D5GHzV2;

Communication System: UID 0, CW (0); Frequency: 5750 MHz;Duty Cycle: 1:1
Medium parameters used: f = 5750 MHz; σ = 5.06 S/m; ε_r = 36.861; ρ = 1000 kg/m^3
Phantom section: Flat Section

DASY5 Configuration:

- Probe: EX3DV4 - SN7622; ConvF(5.14, 5.14, 5.14) @ 5750 MHz; Calibrated: 2020-11-06
- Sensor-Surface: 1.4mm (Mechanical Surface Detection)
- Electronics: DAE4 Sn648; Calibrated: 2020-05-25
- Phantom: Twin-SAM V8.0 (Left)
- Measurement SW: DASY52, Version 52.10 (4)

5750MHz Head Verification/Area Scan (8x8x1): Measurement grid: dx=10mm, dy=10mm
Maximum value of SAR (measured) = 7.36 W/kg

5750MHz Head Verification/Zoom Scan (7x7x7)/Cube 0: Measurement grid: dx=4mm, dy=4mm, dz=1.4mm
Reference Value = 46.02 V/m; Power Drift = 0.13 dB
Peak SAR (extrapolated) = 18.0 W/kg
SAR(1 g) = 3.76 W/kg; SAR(10 g) = 1.1 W/kg
Maximum value of SAR (measured) = 9.88 W/kg

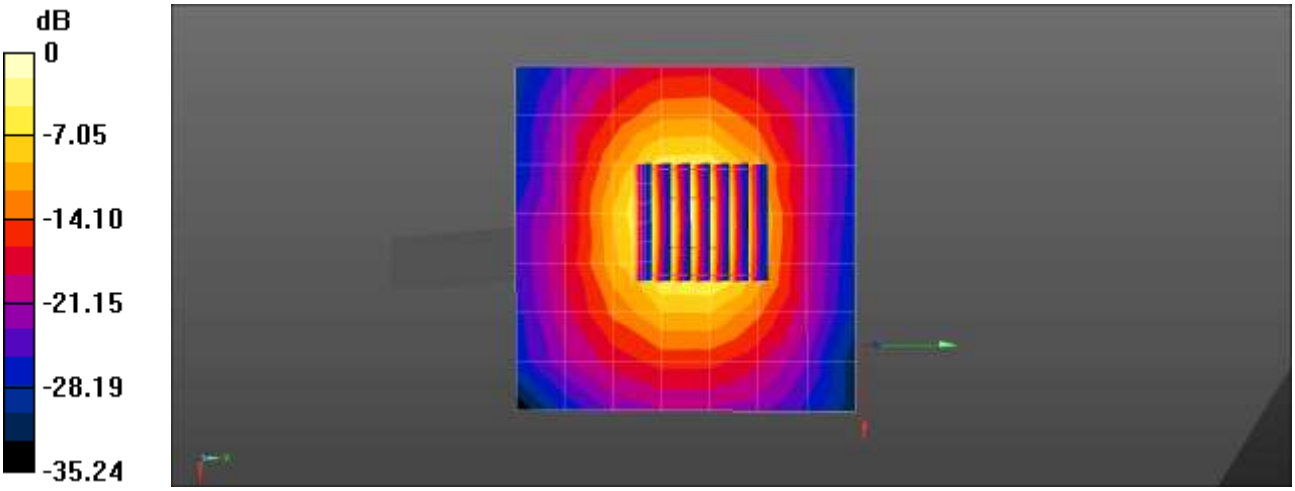

0 dB = 7.36 W/kg = 8.67 dBW/kg

■ **Verification Data (5 250 MHz Head)**

Test Laboratory: HCT CO., LTD
Input Power 0.05 W
Liquid Temp: 22.4 ℃
Test Date: 02/15/2021
DUT: Dipole D5GHzV2; Type: D5GHzV2;

Communication System: UID 0, CW (0); Frequency: 5250 MHz;Duty Cycle: 1:1
Medium parameters used: f = 5250 MHz; σ = 4.9 S/m; ε_r = 35.863; ρ = 1000 kg/m^3
Phantom section: Flat Section

DASY5 Configuration:

- Probe: EX3DV4 - SN7622; ConvF(5.54, 5.54, 5.54) @ 5250 MHz; Calibrated: 2020-11-06
- Sensor-Surface: 1.4mm (Mechanical Surface Detection)
- Electronics: DAE4 Sn648; Calibrated: 2020-05-25
- Phantom: Twin-SAM V8.0 (Left)
- Measurement SW: DASY52, Version 52.10 (4)

5250MHz Head Verification/Area Scan (8x8x1): Measurement grid: dx=10mm, dy=10mm
Maximum value of SAR (measured) = 8.02 W/kg

5250MHz Head Verification/Zoom Scan (7x7x7)/Cube 0: Measurement grid: dx=4mm, dy=4mm, dz=1.4mm
Reference Value = 48.72 V/m; Power Drift = -0.01 dB
Peak SAR (extrapolated) = 17.5 W/kg
SAR(1 g) = 4.16 W/kg; SAR(10 g) = 1.18 W/kg
Maximum value of SAR (measured) = 10.7 W/kg

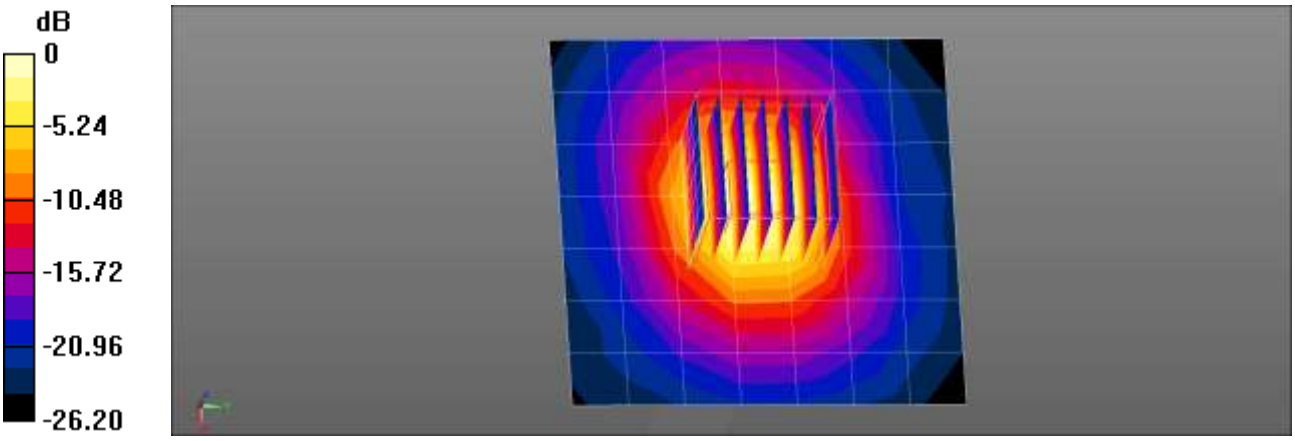

0 dB = 8.02 W/kg = 9.04 dBW/kg

■ **Verification Data (5 600 ㎒ Head)**

Test Laboratory: HCT CO., LTD
Input Power 0.05 W
Liquid Temp: 22.4 ℃
Test Date: 02/15/2021
DUT: Dipole D5GHzV2; Type: D5GHzV2;

Communication System: UID 0, CW (0); Frequency: 5600 MHz;Duty Cycle: 1:1
Medium parameters used: f = 5600 MHz; σ = 5.254 S/m; ε_r = 35.767; ρ = 1000 kg/m^3
Phantom section: Flat Section

DASY5 Configuration:

- Probe: EX3DV4 - SN7622; ConvF(5.08, 5.08, 5.08) @ 5600 MHz; Calibrated: 2020-11-06
- Sensor-Surface: 1.4mm (Mechanical Surface Detection)
- Electronics: DAE4 Sn648; Calibrated: 2020-05-25
- Phantom: Twin-SAM V8.0 (Left)
- Measurement SW: DASY52, Version 52.10 (4)

5600MHz Head Verification/Area Scan (8x8x1): Measurement grid: dx=10mm, dy=10mm
Maximum value of SAR (measured) = 7.99 W/kg

5600MHz Head Verification/Zoom Scan (7x7x7)/Cube 0: Measurement grid: dx=4mm, dy=4mm, dz=1.4mm
Reference Value = 49.77 V/m; Power Drift = 0.09 dB
Peak SAR (extrapolated) = 19.9 W/kg
SAR(1 g) = 4.24 W/kg; SAR(10 g) = 1.23 W/kg
Maximum value of SAR (measured) = 11.2 W/kg

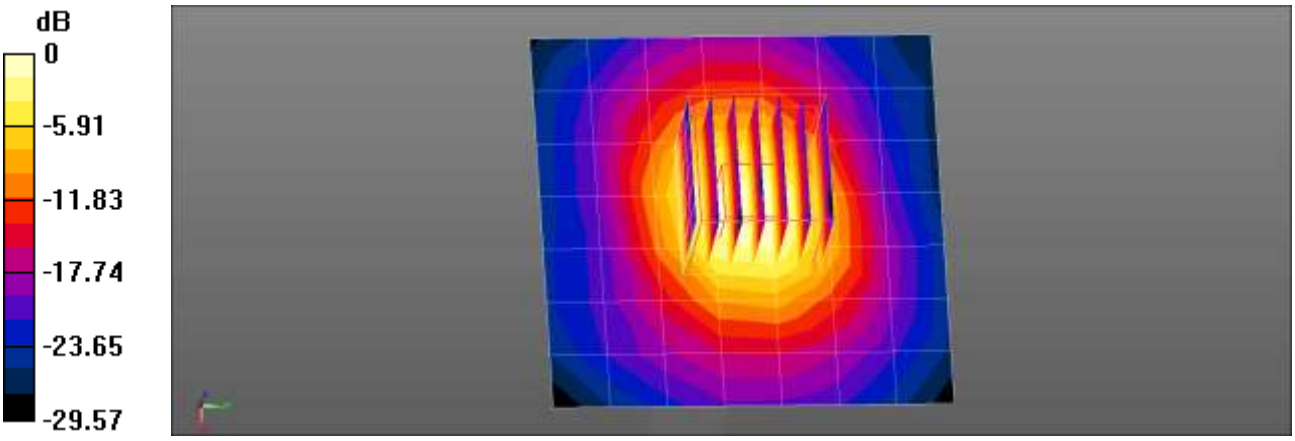

0 dB = 7.99 W/kg = 9.03 dBW/kg

■ **Verification Data (5 750 ㎒ Head)**

Test Laboratory: HCT CO., LTD
Input Power 0.05 W
Liquid Temp: 22.4 ℃
Test Date: 02/15/2021
DUT: Dipole D5GHzV2; Type: D5GHzV2;

Communication System: UID 0, CW (0); Frequency: 5750 MHz;Duty Cycle: 1:1
Medium parameters used: f = 5750 MHz; σ = 5.359 S/m; ε_r = 35.765; ρ = 1000 kg/m^3
Phantom section: Flat Section

DASY5 Configuration:

- Probe: EX3DV4 - SN7622; ConvF(5.14, 5.14, 5.14) @ 5750 MHz; Calibrated: 2020-11-06
- Sensor-Surface: 1.4mm (Mechanical Surface Detection)
- Electronics: DAE4 Sn648; Calibrated: 2020-05-25
- Phantom: Twin-SAM V8.0 (Left)
- Measurement SW: DASY52, Version 52.10 (4)

5750MHz Head Verification/Area Scan (8x8x1): Measurement grid: dx=10mm, dy=10mm
Maximum value of SAR (measured) = 7.83 W/kg

5750MHz Head Verification/Zoom Scan (7x7x7)/Cube 0: Measurement grid: dx=4mm, dy=4mm, dz=1.4mm
Reference Value = 47.07 V/m; Power Drift = 0.03 dB
Peak SAR (extrapolated) = 18.5 W/kg
SAR(1 g) = 3.93 W/kg; SAR(10 g) = 1.12 W/kg
Maximum value of SAR (measured) = 10.4 W/kg

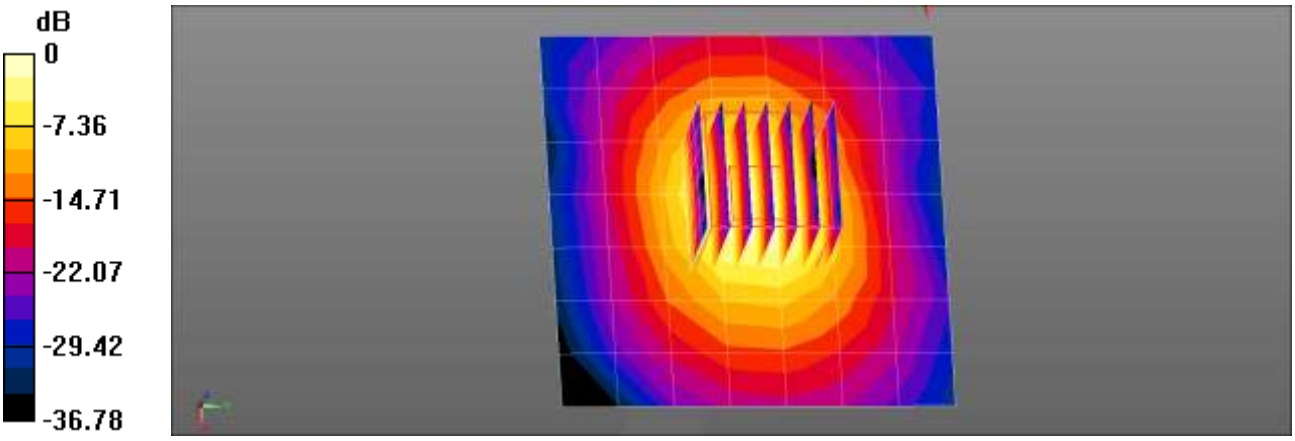

0 dB = 7.83 W/kg = 8.94 dBW/kg

- 5G NR SUB 6

■ **Verification Data (750 ㎒ Head)**

Test Laboratory: HCT CO., LTD
Input Power 0.05 W
Liquid Temp: 20.0 ℃
Test Date: 02/17/2021
DUT: Dipole 750 MHz D750V3; Type: D750V3;

Communication System: UID 0, CW (0); Frequency: 750 MHz;Duty Cycle: 1:1
Medium parameters used: f = 750 MHz; σ = 0.922 S/m; ε_r = 42.543; ρ = 1000 kg/m^3
Phantom section: Flat Section

DASY5 Configuration:

- Probe: EX3DV4 - SN3903; ConvF(9.86, 9.86, 9.86) @ 750 MHz; Calibrated: 2020-03-25
- Sensor-Surface: 1.4mm (Mechanical Surface Detection)
- Electronics: DAE4 Sn869; Calibrated: 2020-09-28
- Phantom: SAM_Right_20170913
- Measurement SW: DASY52, Version 52.10 (4)

750MHz Head Verification/Area Scan (6x13x1): Measurement grid: dx=15mm, dy=15mm
Maximum value of SAR (measured) = 0.515 W/kg

750MHz Head Verification/Zoom Scan (5x5x7)/Cube 0: Measurement grid: dx=8mm, dy=8mm, dz=5mm
Reference Value = 25.67 V/m; Power Drift = 0.04 dB
Peak SAR (extrapolated) = 0.621 W/kg
SAR(1 g) = 0.426 W/kg; SAR(10 g) = 0.285 W/kg
Maximum value of SAR (measured) = 0.560 W/kg

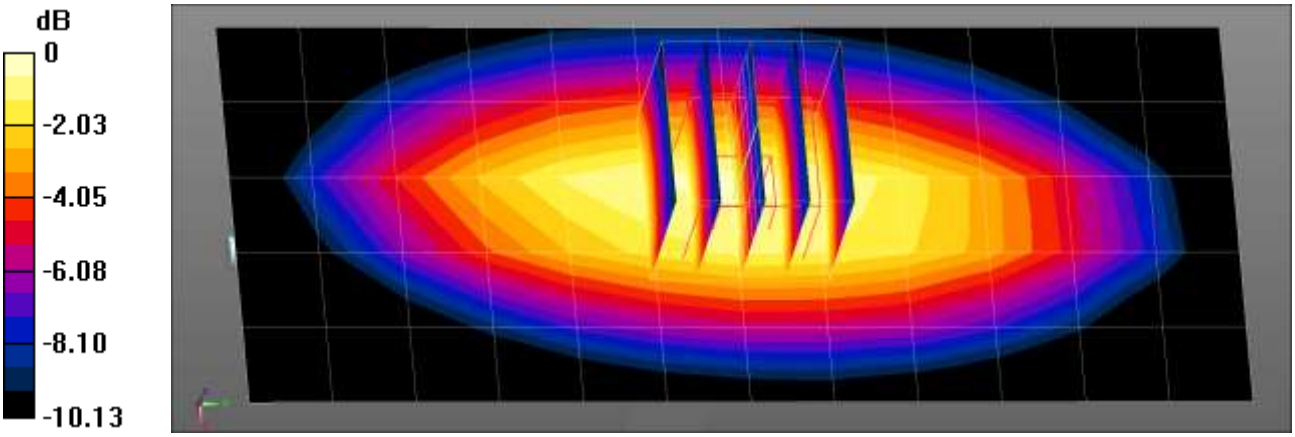

0 dB = 0.560 W/kg = −2.52 dBW/kg

■ **Verification Data (750 ㎒ Head)**

Test Laboratory: HCT CO., LTD
Input Power 0.05 W
Liquid Temp: 20.4 ℃
Test Date: 02/19/2021
DUT: Dipole 750 MHz D750V3; Type: D750V3;

Communication System: UID 0, CW (0); Frequency: 750 MHz;Duty Cycle: 1:1
Medium parameters used: f = 750 MHz; σ = 0.908 S/m; ε_r = 42.038; ρ = 1000 kg/m^3
Phantom section: Flat Section

DASY5 Configuration:

- Probe: EX3DV4 - SN3903; ConvF(9.86, 9.86, 9.86) @ 750 MHz; Calibrated: 2020-03-25
- Sensor-Surface: 1.4mm (Mechanical Surface Detection)
- Electronics: DAE4 Sn869; Calibrated: 2020-09-28
- Phantom: SAM_Right_20170913
- Measurement SW: DASY52, Version 52.10 (4)

750MHz Head Verification/Area Scan (6x13x1): Measurement grid: dx=15mm, dy=15mm
Maximum value of SAR (measured) = 0.511 W/kg

750MHz Head Verification/Zoom Scan (5x5x7)/Cube 0: Measurement grid: dx=8mm, dy=8mm, dz=5mm
Reference Value = 25.88 V/m; Power Drift = 0.01 dB
Peak SAR (extrapolated) = 0.612 W/kg
SAR(1 g) = 0.420 W/kg; SAR(10 g) = 0.280 W/kg
Maximum value of SAR (measured) = 0.551 W/kg

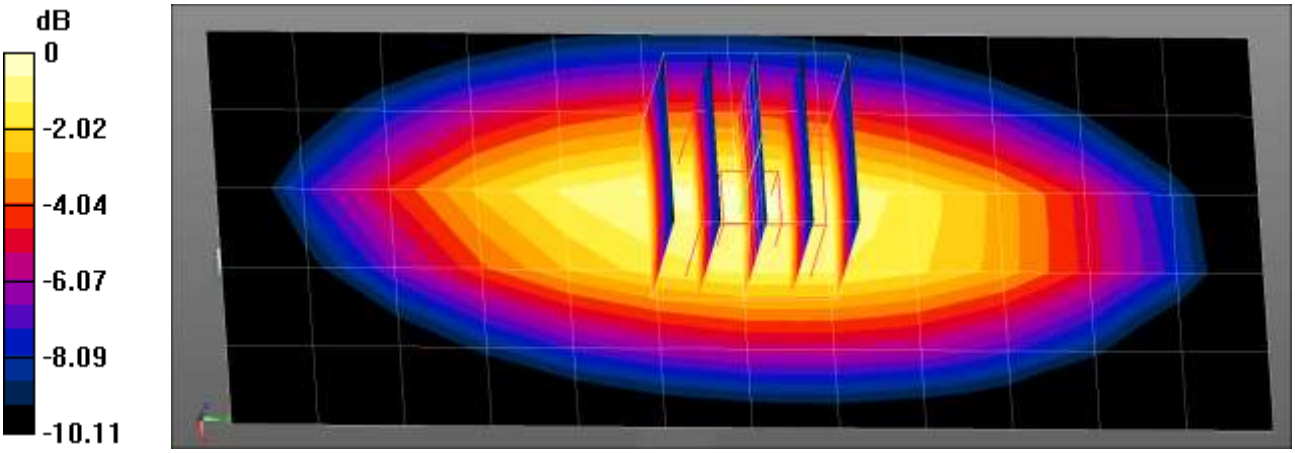

0 dB = 0.551 W/kg = −2.59 dBW/kg

■ **Verification Data (835 ㎒ Head)**

Test Laboratory: HCT CO., LTD
Input Power 0.05 W
Liquid Temp: 20.5 ℃
Test Date: 02/15/2021
DUT: Dipole 835 MHz D835V2; Type: D835V2;

Communication System: UID 0, CW (0); Frequency: 835 MHz;Duty Cycle: 1:1
Medium parameters used (interpolated): f = 835 MHz; σ = 0.89 S/m; ε_r = 41.845; ρ = 1000 kg/m^3
Phantom section: Flat Section

DASY5 Configuration:

- Probe: EX3DV4 - SN3903; ConvF(9.61, 9.61, 9.61) @ 835 MHz; Calibrated: 2020-03-25
- Sensor-Surface: 1.4mm (Mechanical Surface Detection)
- Electronics: DAE4 Sn869; Calibrated: 2020-09-28
- Phantom: SAM_Right_20170913
- Measurement SW: DASY52, Version 52.10 (4)

835MHz Head Verification/Area Scan (6x13x1): Measurement grid: dx=15mm, dy=15mm
Maximum value of SAR (measured) = 0.576 W/kg

835MHz Head Verification/Zoom Scan (5x5x7)/Cube 0: Measurement grid: dx=8mm, dy=8mm, dz=5mm
Reference Value = 27.54 V/m; Power Drift = 0.01 dB
Peak SAR (extrapolated) = 0.699 W/kg
SAR(1 g) = 0.466 W/kg; SAR(10 g) = 0.305 W/kg
Maximum value of SAR (measured) = 0.623 W/kg

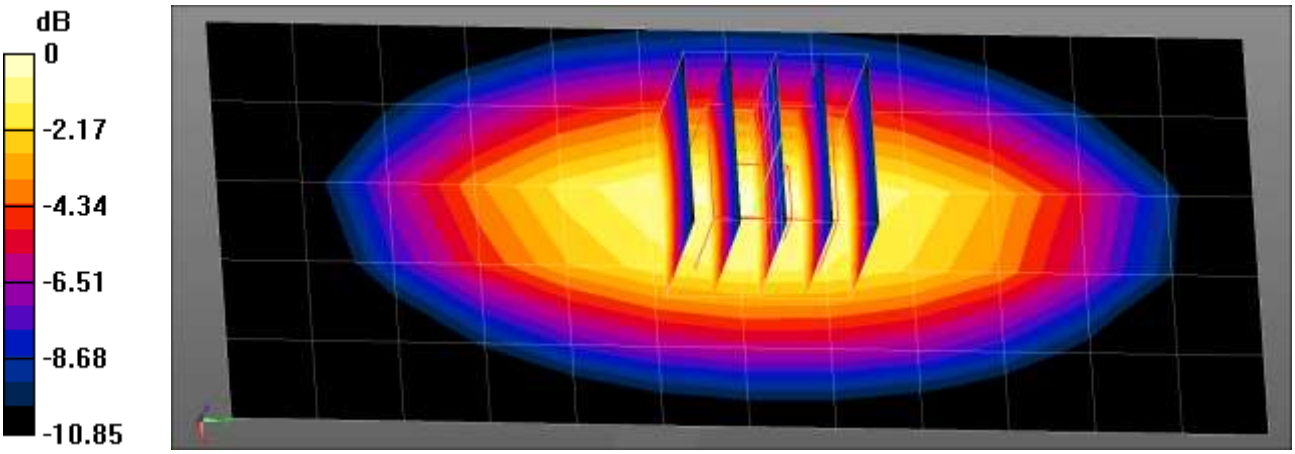

0 dB = 0.623 W/kg = −2.06 dBW/kg

■ **Verification Data (1 800 ㎒ Head)**

Test Laboratory: HCT CO., LTD
Input Power 0.05 W
Liquid Temp: 21.4 ℃
Test Date: 02/06/2021
DUT: Dipole 1800 MHz D1800V2; Type: D1800V2;

Communication System: UID 0, CW (0); Frequency: 1800 MHz;Duty Cycle: 1:1
Medium parameters used: f = 1800 MHz; σ = 1.438 S/m; ε_r = 41.52; ρ = 1000 kg/m^3
Phantom section: Flat Section

DASY5 Configuration:

- Probe: ES3DV3 - SN3076; ConvF(5.24, 5.24, 5.24) @ 1800 MHz; Calibrated: 2020-07-31
- Sensor-Surface: 3mm (Mechanical Surface Detection)
- Electronics: DAE4 Sn1417; Calibrated: 2020-02-26
- Phantom: SAM with CRP v5.0_Front
- Measurement SW: DASY52, Version 52.10 (4)

1800MHz Head Verification/Area Scan (8x8x1): Measurement grid: dx=15mm, dy=15mm
Maximum value of SAR (measured) = 1.91 W/kg

1800MHz Head Verification/Zoom Scan (5x5x7)/Cube 0: Measurement grid: dx=8mm, dy=8mm, dz=5mm
Reference Value = 41.64 V/m; Power Drift = 0.10 dB
Peak SAR (extrapolated) = 3.45 W/kg
SAR(1 g) = 1.94 W/kg; SAR(10 g) = 1.03 W/kg
Maximum value of SAR (measured) = 2.45 W/kg

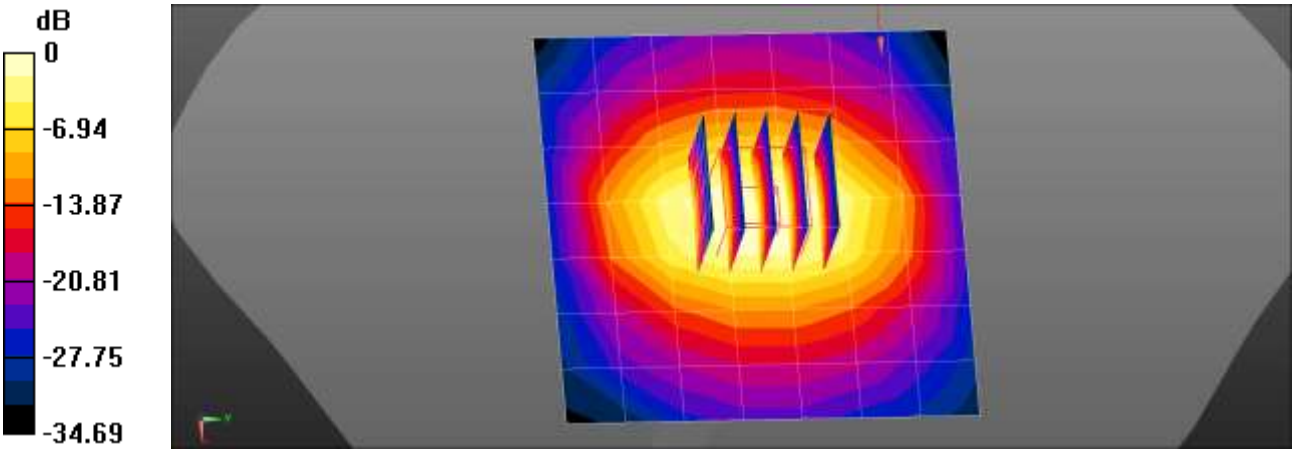

0 dB = 1.91 W/kg = 2.81 dBW/kg

■ **Verification Data (1 800 ㎒ Head)**

Test Laboratory: HCT CO., LTD
Input Power 0.05 W
Liquid Temp: 21.4 ℃
Test Date: 02/08/2021
DUT: Dipole 1800 MHz D1800V2; Type: D1800V2;

Communication System: UID 0, CW (0); Frequency: 1800 MHz;Duty Cycle: 1:1
Medium parameters used: f = 1800 MHz; σ = 1.432 S/m; ε_r = 41.621; ρ = 1000 kg/m^3
Phantom section: Flat Section

DASY5 Configuration:

- Probe: ES3DV3 - SN3076; ConvF(5.24, 5.24, 5.24) @ 1800 MHz; Calibrated: 2020-07-31
- Sensor-Surface: 3mm (Mechanical Surface Detection)
- Electronics: DAE4 Sn652; Calibrated: 2021-01-21
- Phantom: SAM with CRP v5.0_Front
- Measurement SW: DASY52, Version 52.10 (4)

1800MHz Head Verification/Area Scan (8x8x1): Measurement grid: dx=15mm, dy=15mm
Maximum value of SAR (measured) = 2.04 W/kg

1800MHz Head Verification/Zoom Scan (5x5x7)/Cube 0: Measurement grid: dx=8mm, dy=8mm, dz=5mm
Reference Value = 42.42 V/m; Power Drift = 0.11 dB
Peak SAR (extrapolated) = 3.66 W/kg
SAR(1 g) = 2.02 W/kg; SAR(10 g) = 1.07 W/kg
Maximum value of SAR (measured) = 2.57 W/kg

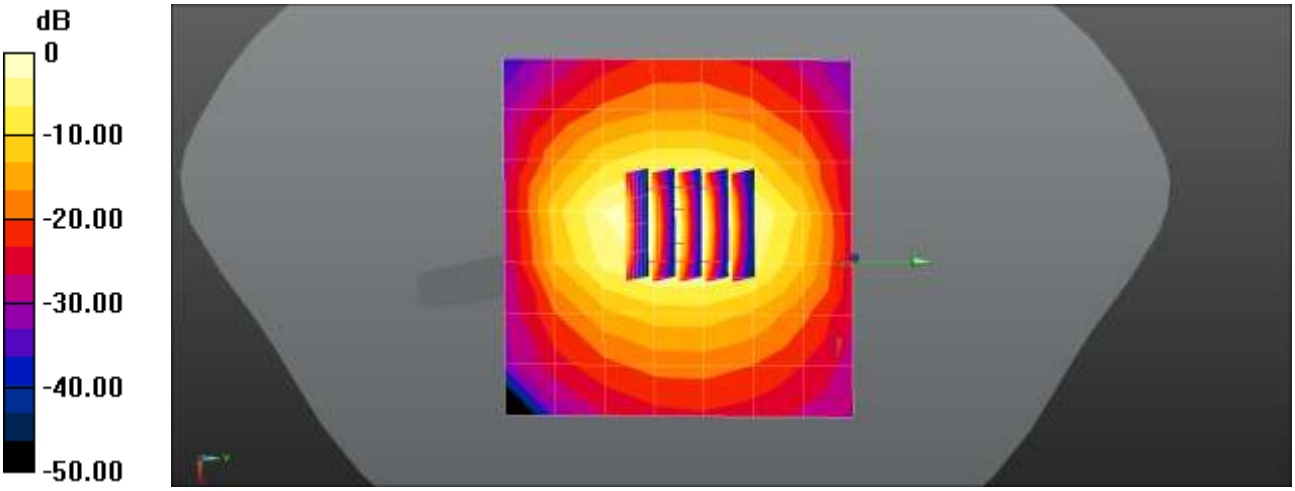

0 dB = 2.04 W/kg = 3.09 dBW/kg

■ Verification Data (1 900 ㎒ Head)

Test Laboratory: HCT CO., LTD
Input Power 0.05 W
Liquid Temp: 20.4 ℃
Test Date: 02/04/2021

DUT: Dipole 1900 MHz D1900V2; Type: D1900V2;

Communication System: UID 0, CW (0); Frequency: 1900 MHz;Duty Cycle: 1:1
Medium parameters used: f = 1900 MHz; σ = 1.449 S/m; ε_r = 41.053; ρ = 1000 kg/m^3
Phantom section: Flat Section

DASY5 Configuration:

- Probe: ES3DV3 - SN3076; ConvF(5.08, 5.08, 5.08) @ 1900 MHz; Calibrated: 2020-07-31
- Sensor-Surface: 3mm (Mechanical Surface Detection)
- Electronics: DAE4 Sn1417; Calibrated: 2020-02-26
- Phantom: SAM with CRP v5.0_Front
- Measurement SW: DASY52, Version 52.10 (4)

1900MHz Head Verification/Area Scan (8x8x1): Measurement grid: dx=15mm, dy=15mm
Maximum value of SAR (measured) = 1.99 W/kg

1900MHz Head Verification/Zoom Scan (5x5x7)/Cube 0: Measurement grid: dx=8mm, dy=8mm, dz=5mm
Reference Value = 42.59 V/m; Power Drift = 0.04 dB
Peak SAR (extrapolated) = 3.71 W/kg
SAR(1 g) = 2 W/kg; SAR(10 g) = 1.03 W/kg
Maximum value of SAR (measured) = 2.54 W/kg

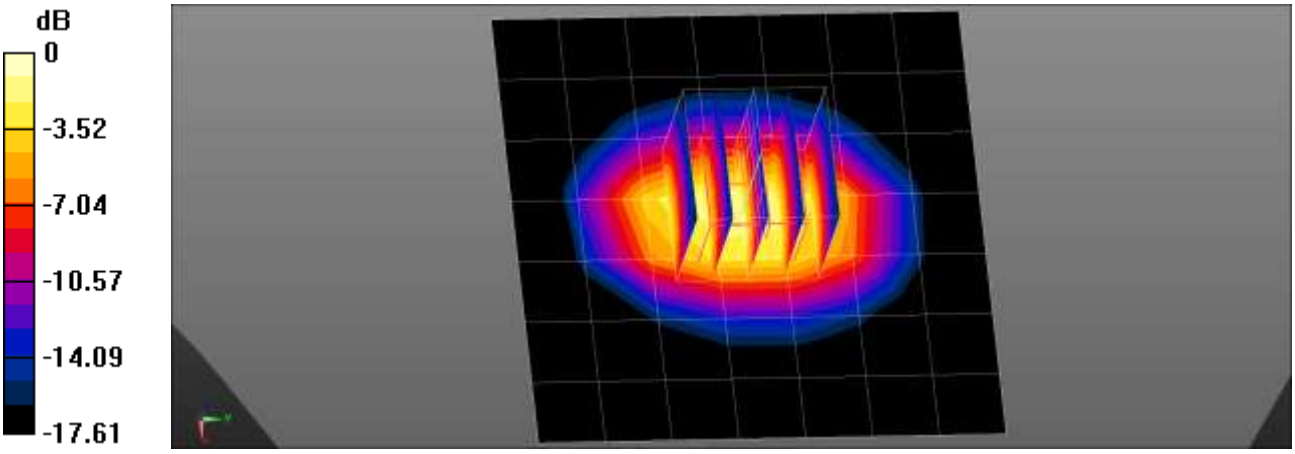

0 dB = 2.54 W/kg = 4.05 dBW/kg

■ **Verification Data (1 900 ㎒ Head)**

Test Laboratory: HCT CO., LTD
Input Power 0.05 W
Liquid Temp: 21.8 ℃
Test Date: 02/15/2021
DUT: Dipole 1900 MHz D1900V2; Type: D1900V2;

Communication System: UID 0, CW (0); Frequency: 1900 MHz;Duty Cycle: 1:1
Medium parameters used: f = 1900 MHz; σ = 1.448 S/m; ε_r = 41.167; ρ = 1000 kg/m^3
Phantom section: Flat Section

DASY5 Configuration:

- Probe: ES3DV3 - SN3076; ConvF(5.08, 5.08, 5.08) @ 1900 MHz; Calibrated: 2020-07-31
- Sensor-Surface: 3mm (Mechanical Surface Detection)
- Electronics: DAE4 Sn652; Calibrated: 2021-01-21
- Phantom: SAM with CRP v5.0_Front
- Measurement SW: DASY52, Version 52.10 (4)

1900MHz Head Verification/Area Scan (7x7x1): Measurement grid: dx=15mm, dy=15mm
Maximum value of SAR (measured) = 2.54 W/kg

1900MHz Head Verification/Zoom Scan (5x5x7)/Cube 0: Measurement grid: dx=8mm, dy=8mm, dz=5mm
Reference Value = 43.06 V/m; Power Drift = 0.14 dB
Peak SAR (extrapolated) = 3.97 W/kg
SAR(1 g) = 2.11 W/kg; SAR(10 g) = 1.09 W/kg
Maximum value of SAR (measured) = 2.69 W/kg

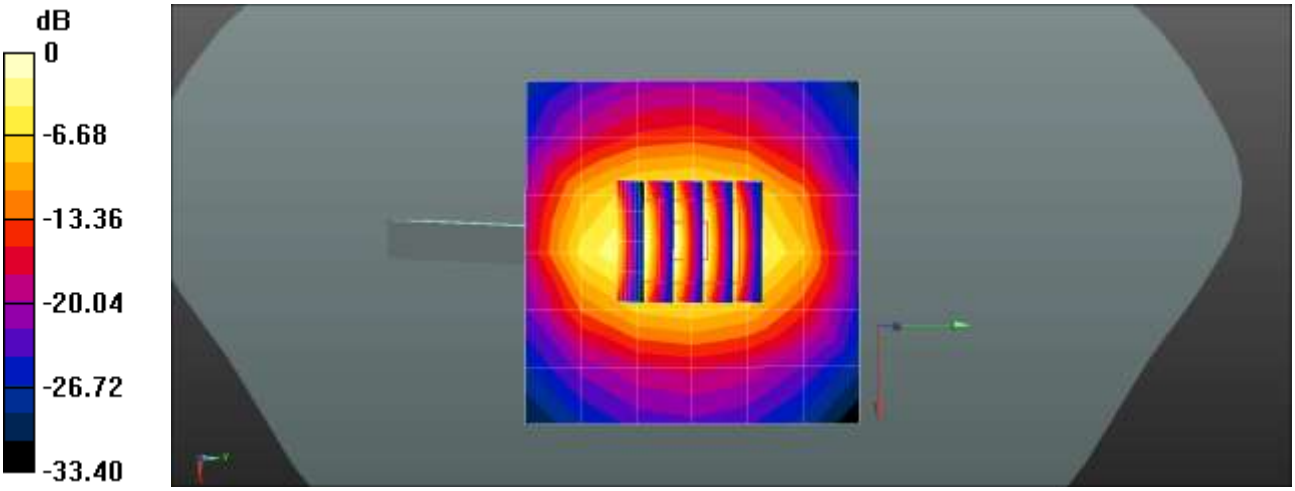

0 dB = 2.54 W/kg = 4.05 dBW/kg

■ **Verification Data (2 600 ㎒ Head)**

Test Laboratory: HCT CO., LTD
Input Power 0.05 W
Liquid Temp: 21.2 ℃
Test Date: 02/09/2021
DUT: Dipole 2600 MHz D2600V2; Type: D2600V2;

Communication System: UID 0, CW (0); Frequency: 2600 MHz;Duty Cycle: 1:1
Medium parameters used: f = 2600 MHz; σ = 2.052 S/m; ε_r = 39.683; ρ = 1000 kg/m^3
Phantom section: Flat Section

DASY5 Configuration:

- Probe: EX3DV4 - SN3797; ConvF(7.22, 7.22, 7.22) @ 2600 MHz; Calibrated: 2020-11-25
- Sensor-Surface: 1.4mm (Mechanical Surface Detection)
- Electronics: DAE4 Sn1629; Calibrated: 2020-08-11
- Phantom: Twin-SAM V4.0(Left-Left)
- Measurement SW: DASY52, Version 52.10 (4)

2600MHz Head Verification(NR n41)/Area Scan (7x9x1): Measurement grid: dx=12mm, dy=12mm
Maximum value of SAR (measured) = 5.17 W/kg

2600MHz Head Verification(NR n41)/Zoom Scan (7x7x7)/Cube 0: Measurement grid: dx=5mm, dy=5mm, dz=5mm
Reference Value = 51.92 V/m; Power Drift = 0.07 dB
Peak SAR (extrapolated) = 6.76 W/kg
SAR(1 g) = 2.91 W/kg; SAR(10 g) = 1.27 W/kg
Maximum value of SAR (measured) = 5.17 W/kg

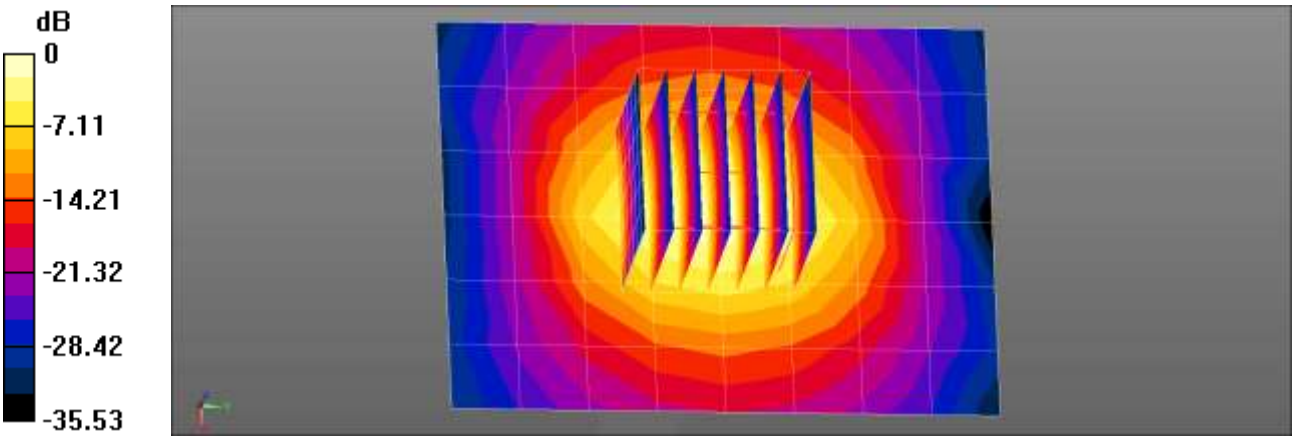

0 dB = 5.17 W/kg = 7.13 dBW/kg

■ **Verification Data (2 600 ㎒ Head)**

Test Laboratory: HCT CO., LTD
Input Power 0.05 W
Liquid Temp: 20.2 ℃
Test Date: 02/10/2021
DUT: Dipole 2600 MHz D2600V2; Type: D2600V2;

Communication System: UID 0, CW (0); Frequency: 2600 MHz;Duty Cycle: 1:1
Medium parameters used: f = 2600 MHz; σ = 2.042 S/m; ε_r = 40.509; ρ = 1000 kg/m^3
Phantom section: Flat Section

DASY5 Configuration:

- Probe: EX3DV4 - SN3797; ConvF(7.22, 7.22, 7.22) @ 2600 MHz; Calibrated: 2020-11-25
- Sensor-Surface: 1.4mm (Mechanical Surface Detection)
- Electronics: DAE4 Sn1629; Calibrated: 2020-08-11
- Phantom: Twin-SAM V4.0(Left-Left)
- Measurement SW: DASY52, Version 52.10 (4)

2600MHz Head Verification(NR n41 PC2)/Area Scan (7x9x1): Measurement grid: dx=12mm, dy=12mm
Maximum value of SAR (measured) = 4.63 W/kg

2600MHz Head Verification(NR n41 PC2)/Zoom Scan (7x7x7)/Cube 0: Measurement grid: dx=5mm, dy=5mm, dz=5mm
Reference Value = 49.52 V/m; Power Drift = 0.02 dB
Peak SAR (extrapolated) = 6.69 W/kg
SAR(1 g) = 2.76 W/kg; SAR(10 g) = 1.21 W/kg
Maximum value of SAR (measured) = 5.05 W/kg

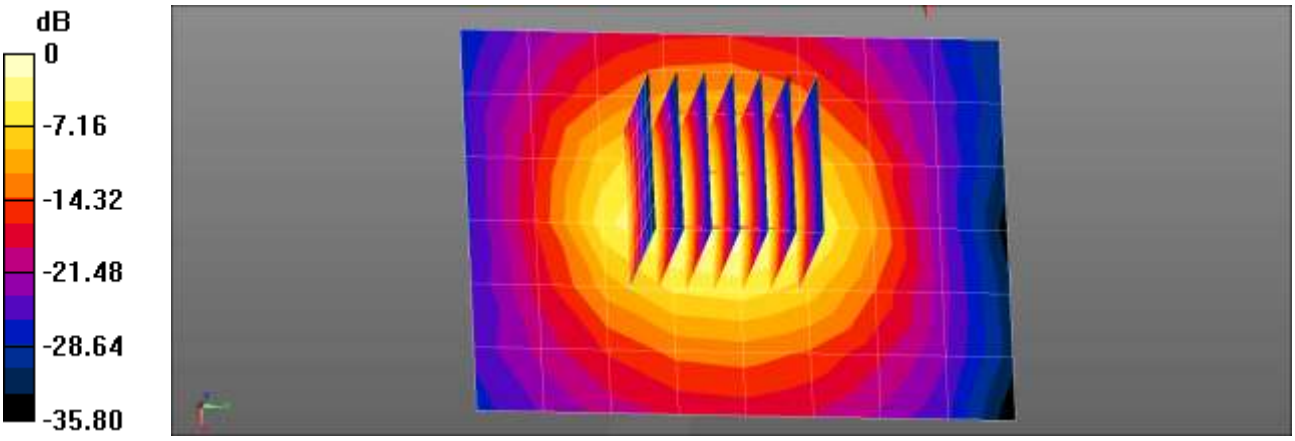

0 dB = 4.63 W/kg = 6.66 dBW/kg

■ **Verification Data (2 600 MHz Head)**

Test Laboratory: HCT CO., LTD
Input Power 0.05 W
Liquid Temp: 22.2℃
Test Date: 02/23/2021
DUT: Dipole 2600 MHz D2600V2; Type: D2600V2;

Communication System: UID 0, CW (0); Frequency: 2600 MHz;Duty Cycle: 1:1
Medium parameters used: f = 2600 MHz; σ = 2.033 S/m; ε_r = 40.181; ρ = 1000 kg/m^3
Phantom section: Flat Section

DASY5 Configuration:

- Probe: EX3DV4 - SN7622; ConvF(7.86, 7.86, 7.86) @ 2600 MHz; Calibrated: 2020-11-06
- Sensor-Surface: 1.4mm (Mechanical Surface Detection)
- Electronics: DAE4 Sn648; Calibrated: 2020-05-25
- Phantom: Twin-SAM V4.0 (20deg probe tilt)_1588_20200429
- Measurement SW: DASY52, Version 52.10 (4)

2600MHz Head Verification/Area Scan (7x7x1): Measurement grid: dx=12mm, dy=12mm
Maximum value of SAR (measured) = 5.37 W/kg

2600MHz Head Verification/Zoom Scan (7x7x7)/Cube 0: Measurement grid: dx=5mm, dy=5mm, dz=5mm
Reference Value = 53.14 V/m; Power Drift = 0.03 dB
Peak SAR (extrapolated) = 6.98 W/kg
SAR(1 g) = 3.01 W/kg; SAR(10 g) = 1.31 W/kg
Maximum value of SAR (measured) = 5.40 W/kg

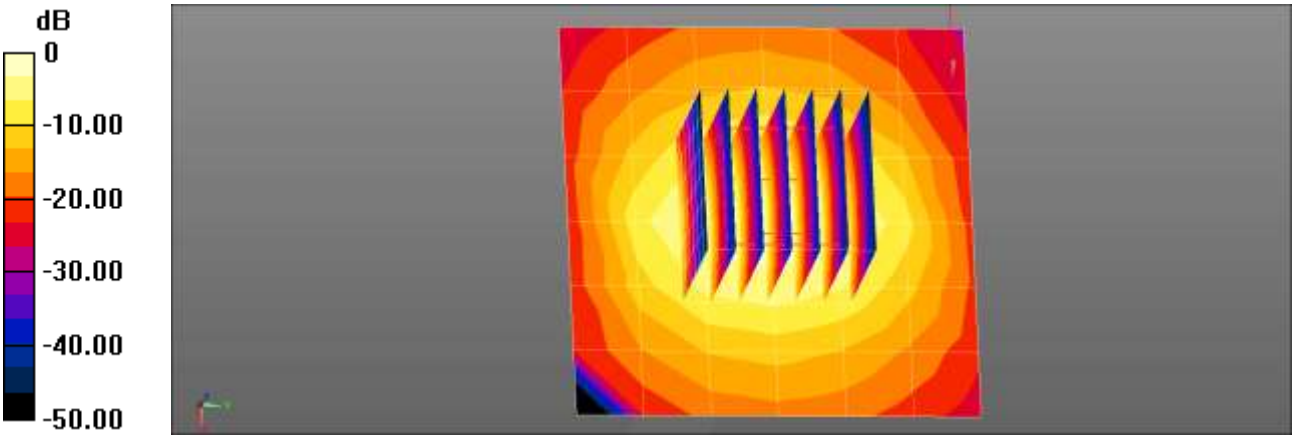

0 dB = 5.37 W/kg = 7.30 dBW/kg

■ **Verification Data (2 600 ㎒ Head)**

Test Laboratory: HCT CO., LTD
Input Power 0.05 W
Liquid Temp: 21.1 ℃
Test Date: 02/24/2021

DUT: Dipole 2600 MHz D2600V2; Type: D2600V2;

Communication System: UID 0, CW (0); Frequency: 2600 MHz;Duty Cycle: 1:1
Medium parameters used: f = 2600 MHz; σ = 2.003 S/m; ε_r = 40.132; ρ = 1000 kg/m^3
Phantom section: Flat Section

DASY5 Configuration:

- Probe: EX3DV4 - SN3797; ConvF(7.22, 7.22, 7.22) @ 2600 MHz; Calibrated: 2020-11-25
- Sensor-Surface: 1.4mm (Mechanical Surface Detection)
- Electronics: DAE4 Sn446; Calibrated: 2020-07-29
- Phantom: Twin-SAM V8.0 (Left)
- Measurement SW: DASY52, Version 52.10 (4)

Dipole/2600MHz Head Verification/Area Scan (7x7x1): Measurement grid: dx=12mm, dy=12mm
Maximum value of SAR (measured) = 4.74 W/kg

Dipole/2600MHz Head Verification/Zoom Scan (7x7x7)/Cube 0: Measurement grid: dx=5mm, dy=5mm, dz=5mm
Reference Value = 50.70 V/m; Power Drift = -0.01 dB
Peak SAR (extrapolated) = 6.46 W/kg
SAR(1 g) = 2.82 W/kg; SAR(10 g) = 1.24 W/kg
Maximum value of SAR (measured) = 5.00 W/kg

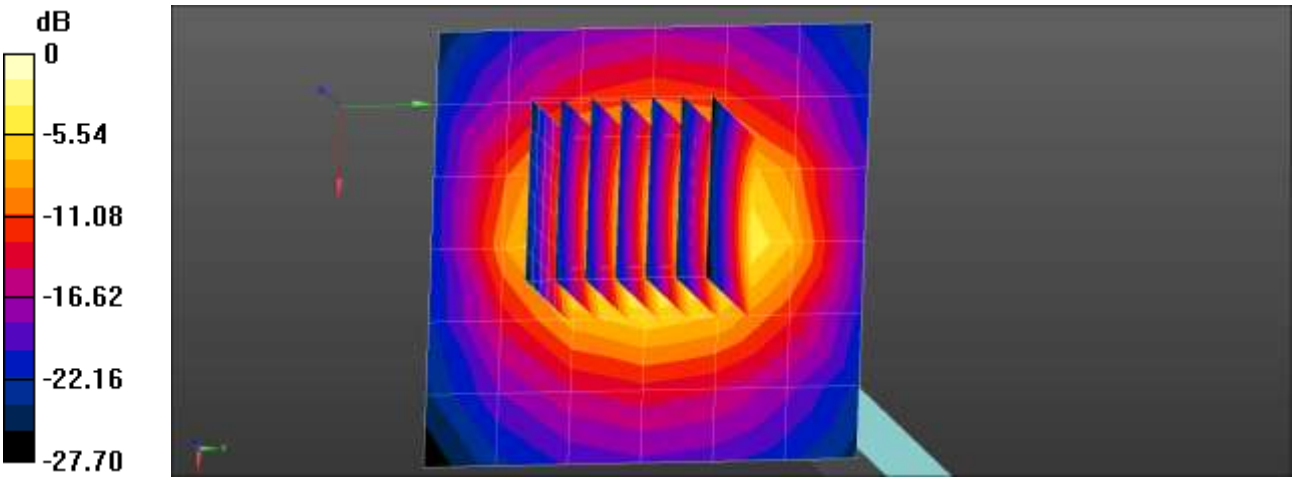

0 dB = 4.74 W/kg = 6.76 dBW/kg

■ **Verification Data (3 700 ㎒ Head)**

Test Laboratory: HCT CO., LTD
Input Power 0.05 W
Liquid Temp: 20.9 ℃
Test Date: 02/24/2021

DUT: Dipole 3700 MHz D3700V2; Type: D3700V2;

Communication System: UID 0, CW (0); Frequency: 3700 MHz;Duty Cycle: 1:1
Medium parameters used: f = 3700 MHz; σ = 3.146 S/m; ε_r = 37.364; ρ = 1000 kg/m^3
Phantom section: Flat Section

DASY5 Configuration:

- Probe: EX3DV4 - SN3863; ConvF(6.66, 6.66, 6.66) @ 3700 MHz; Calibrated: 2020-05-27
- Sensor-Surface: 1.4mm (Mechanical Surface Detection)
- Electronics: DAE4 Sn652; Calibrated: 2021-01-21
- Phantom: SAM with CRP v5.0_Right
- Measurement SW: DASY52, Version 52.10 (4)

Dipole/3700MHz Head Verification/Area Scan (8x8x1): Measurement grid: dx=10mm, dy=10mm
Maximum value of SAR (measured) = 6.21 W/kg

Dipole/3700MHz Head Verification/Zoom Scan (5x5x7)/Cube 0: Measurement grid: dx=8mm, dy=8mm, dz=5mm
SAR(1 g) = 3.4 W/kg; SAR(10 g) = 1.27 W/kg
Maximum value of SAR (measured) = 6.90 W/kg

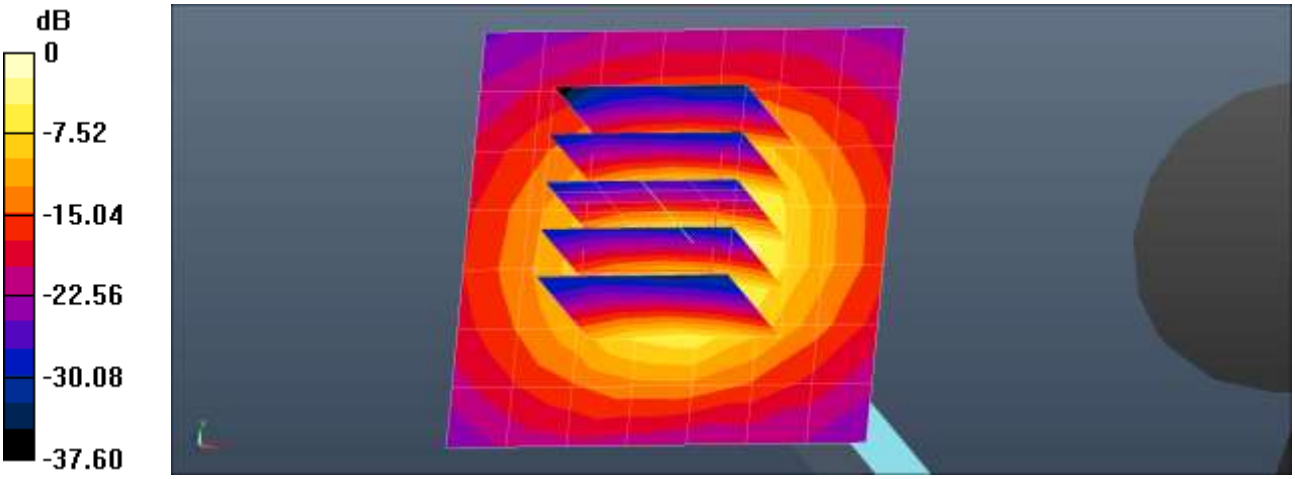

0 dB = 6.90 W/kg = 8.39 dBW/kg

■ **Verification Data (3 900 ㎒ Head)**

Test Laboratory: HCT CO., LTD
Input Power 0.05 W
Liquid Temp: 20.9 ℃
Test Date: 02/24/2021

DUT: D3900V2 - SN1019; Type: D3900V2;

Communication System: UID 0, CW (0); Frequency: 3900 MHz;Duty Cycle: 1:1
Medium parameters used: f = 3900 MHz; σ = 3.308 S/m; ε_r = 37.455; ρ = 1000 kg/m^3
Phantom section: Flat Section

DASY5 Configuration:

- Probe: EX3DV4 - SN3863; ConvF(6.49, 6.49, 6.49) @ 3900 MHz; Calibrated: 2020-05-27
- Sensor-Surface: 1.4mm (Mechanical Surface Detection)
- Electronics: DAE4 Sn652; Calibrated: 2021-01-21
- Phantom: SAM with CRP v5.0_Right
- Measurement SW: DASY52, Version 52.10 (4)

Dipole/3900MHz Head Verification/Area Scan (8x8x1): Measurement grid: dx=10mm, dy=10mm
Maximum value of SAR (measured) = 7.34 W/kg

Dipole/3900MHz Head Verification/Zoom Scan (5x5x7)/Cube 0: Measurement grid: dx=8mm, dy=8mm, dz=5mm
Reference Value = 35.47 V/m; Power Drift = -0.19 dB
Peak SAR (extrapolated) = 10.5 W/kg
SAR(1 g) = 3.55 W/kg; SAR(10 g) = 1.25 W/kg
Maximum value of SAR (measured) = 7.50 W/kg

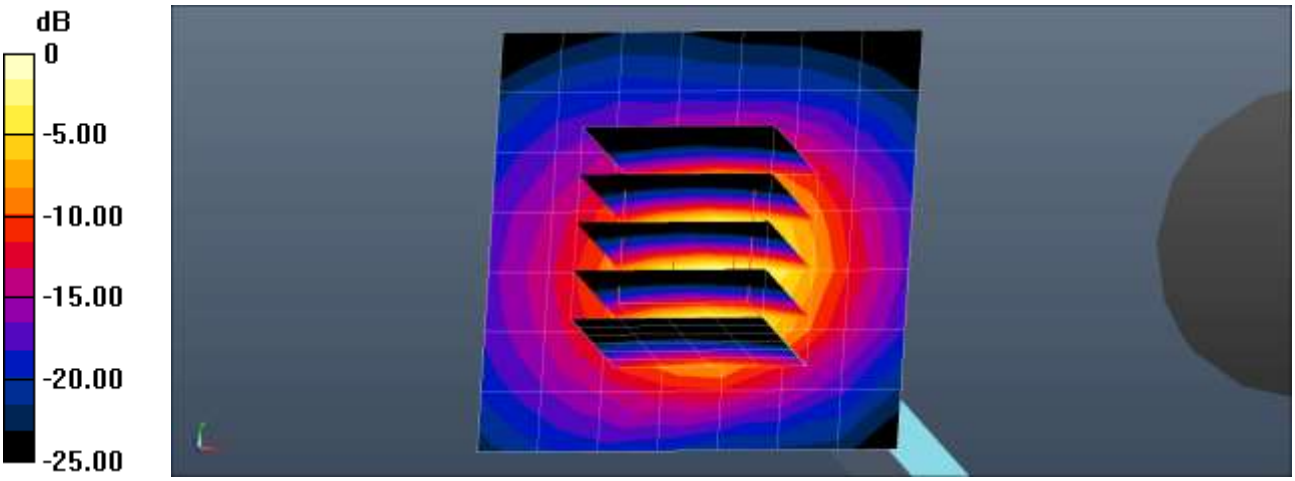

0 dB = 7.50 W/kg = 8.75 dBW/kg

Appendix D. – SAR Tissue Characterization

The brain and muscle mixtures consist of a viscous gel using hydrox-ethyl cellulose (HEC) gelling agent and saline solution (see Table 3.1). Preservation with a bacteriacide is added and visual inspection is made to make sure air bubbles are not trapped during the mixing process. The mixture is calibrated to obtain proper dielectric constant (permittivity) and conductivity of the desired tissue. The mixture characterizations used for the brain and muscle tissue simulating liquids are according to the data by C. Gabriel and G. Harts grove.

Ingredients (% by weight)	Frequency (MHz)											
	750		835		1 750		1 900		2 450 – 2 700		3500 - 5 800	
Tissue Type	Head	Body	Head	Body	Head	Body	Head	Body	Head	Body	Head	Body
Water	41.1	51.7	40.45	53.06	52.6	68.8	54.9	70.17	71.88	73.2	65.52	78.66
Salt (NaCl)	1.4	0.9	1.45	0.94	0.4	0.2	0.18	0.39	0.16	0.1	0.0	0.0
Sugar	57.0	47.2	57.0	44.9	0.0	0.0	0.0	0	0.0	0.0	0.0	0.0
HEC	0.2	0	1.0	1.0	0.0	0.0	0.0	0	0.0	0.0	0.0	0.0
Bactericide	0.2	0.1	0.1	0.1	0.0	0.0	0.0	0	0.0	0.0	0.0	0.0
Triton X-100	0.0	0.0	0.0	0.0	0.0	0.0	0.0	0.0	19.97	0.0	17.24	10.67
DGBE	0.0	0.0	0.0	0.0	47	31	44.92	29.44	7.99	26.7	0.0	0.0
Diethylene glycol hexyl ether	-	-	-	-	-	-	-	-	-	-	-	-

Salt:	99 % Pure Sodium Chloride	Sugar:	98 % Pure Sucrose
Water:	De-ionized, 16M resistivity	HEC:	Hydroxyethyl Cellulose
DGBE:	99 % Di(ethylene glycol) butyl ether,[2-(2-butoxyethoxy) ethanol]		
Triton X-100(ultra-pure):	Polyethylene glycol mono[4-(1,1,3,3-tetramethylbutyl)phenyl] ether		

Composition of the Tissue Equivalent Matter

Appendix E. – SAR Tissue Characterization

Per FCC KCB 865664 D02v01r02, SAR system validation status should be document to confirm measurement accuracy. The SAR systems (including SAR probes, system components and software versions) used for this device were validated against its performance specifications prior to the SAR measurements. Reference dipoles were used with the required tissue- equivalent media for system validation, according to the procedures outlined in IEEE 1528-2013 and FCC KDB 865664 D01v01r04. Since SAR probe calibrations are frequency dependent, each probe calibration point was validated at a frequency within the valid frequency range of the probe calibration point, using the system that normally operates with the probe for routine SAR measurements and according to the required tissue-equivalent media.
A tabulated summary of the system validation status including the validation date(s), measurement frequencies, SAR probes and tissue dielectric parameters has been included.

SAR System No.	Probe	Probe Type	Probe Calibration Point		Dipole	Date	Dielectric Parameters		CW Validation			Modulation Validation		
							Measured Permittivity	Measured Conductivity	Sensitivity	Probe Linearity	Probe Isotropy	MOD. Type	Duty Factor	PAR
5	3903	EX3DV4	Head	750	1014	2020-06-25	42.1	0.92	PASS	PASS	PASS	N/A	N/A	N/A
5	3903	EX3DV4	Head	750	1014	2020-06-16	42.1	0.88	PASS	PASS	PASS	N/A	N/A	N/A
5	3903	EX3DV4	Head	750	1014	2020-10-28	41.7	0.87	PASS	PASS	PASS	N/A	N/A	N/A
5	3903	EX3DV4	Head	750	1014	2020-10-28	41.7	0.87	PASS	PASS	PASS	N/A	N/A	N/A
5	3903	EX3DV4	Head	835	4d165	2020-08-19	41.3	0.88	PASS	PASS	PASS	GMSK	PASS	N/A
5	3903	EX3DV4	Head	835	4d165	2020-08-19	41.3	0.88	PASS	PASS	PASS	GMSK	PASS	N/A
5	3903	EX3DV4	Head	835	4d165	2020-08-19	41.3	0.88	PASS	PASS	PASS	GMSK	PASS	N/A
5	3903	EX3DV4	Head	835	4d165	2020-08-19	41.3	0.88	PASS	PASS	PASS	GMSK	PASS	N/A
5	3903	EX3DV4	Head	835	4d165	2020-08-19	41.3	0.88	PASS	PASS	PASS	N/A	N/A	N/A
5	3903	EX3DV4	Head	1750	2d007	2020-09-22	40.1	1.41	PASS	PASS	PASS	GMSK	PASS	N/A
12	7370	EX3DV4	Head	1750	2d007	2020-09-28	40.1	1.41	PASS	PASS	PASS	N/A	N/A	N/A
12	7370	EX3DV4	Head	1900	5d032	2021-02-28	40.1	1.42	PASS	PASS	PASS	GMSK	PASS	N/A
5	3903	EX3DV4	Head	1900	5d032	2021-02-28	40.1	1.42	PASS	PASS	PASS	GMSK	PASS	N/A
12	7370	EX3DV4	Head	1900	5d032	2021-02-28	40.1	1.42	PASS	PASS	PASS	N/A	N/A	N/A
12	7370	EX3DV4	Head	2300	1010	2020-09-25	39.4	1.72	PASS	PASS	PASS	N/A	N/A	N/A
13	7622	EX3DV4	Head	2300	1010	2020-09-26	39.4	1.72	PASS	PASS	PASS	N/A	N/A	N/A
13	7622	EX3DV4	Head	2450	1049	2020-09-25	39.2	1.83	PASS	PASS	PASS	OFDM	N/A	PASS
12	7370	EX3DV4	Head	2600	1015	2020-09-28	39.1	1.94	PASS	PASS	PASS	N/A	N/A	N/A
12	7370	EX3DV4	Head	2600	1015	2020-09-28	39.1	1.94	PASS	PASS	PASS	TDD	PASS	N/A
13	7622	EX3DV4	Head	3500	1040	2020-12-18	37.7	2.92	PASS	PASS	PASS	TDD	PASS	N/A
13	7622	EX3DV4	Head	3900	1019	2020-12-06	37.7	2.92	PASS	PASS	PASS	TDD	PASS	N/A
13	7622	EX3DV4	Head	5250	1253	2020-12-24	35.7	4.70	PASS	PASS	PASS	OFDM	N/A	PASS
13	7622	EX3DV4	Head	5600	1253	2020-12-24	35.3	5.05	PASS	PASS	PASS	OFDM	N/A	PASS
13	7622	EX3DV4	Head	5750	1253	2020-12-24	35.6	5.24	PASS	PASS	PASS	OFDM	N/A	PASS
5	3903	EX3DV4	Head	750	1014	2020-06-25	41.7	0.87	PASS	PASS	PASS	N/A	N/A	N/A
5	3903	EX3DV4	Head	835	4d165	2020-08-20	41.6	0.92	PASS	PASS	PASS	N/A	N/A	N/A
11	3076	ES3DV3	Head	1750	2d007	2020-09-22	40.1	1.41	PASS	PASS	PASS	N/A	N/A	N/A
11	3076	ES3DV3	Head	1900	5d032	2021-02-28	39.8	1.41	PASS	PASS	PASS	N/A	N/A	N/A
3	3797	EX3DV4	Head	2600	1015	2020-12-26	38.7	1.95	PASS	PASS	PASS	NA	N/A	NA
13	7622	EX3DV4	Head	2600	1015	2020-12-19	38.7	1.95	PASS	PASS	PASS	NA	N/A	NA
1	3863	EX3DV4	Head	3500	1066	2020-07-21	37.7	2.92	PASS	PASS	PASS	N/A	N/A	N/A
1	3863	EX3DV4	Head	3900	1019	2020-07-21	37.8	3.33	PASS	PASS	PASS	N/A	N/A	N/A

SAR System Validation Summary 1g

SAR System No.	Probe	Probe Type	Probe Calibration Point		Dipole	Date	Dielectric Parameters		CW Validation			Modulation Validation		
							Measured Permittivity	Measured Conductivity	Sensitivity	Probe Linearity	Probe Isotropy	MOD. Type	Duty Factor	PAR
13	7622	EX3DV4	Head	5250	1253	2020-12-24	35.7	4.70	PASS	PASS	PASS	OFDM	N/A	PASS
13	7622	EX3DV4	Head	5600	1253	2020-12-24	35.3	5.05	PASS	PASS	PASS	OFDM	N/A	PASS

SAR System Validation Summary – Extremity SAR Considerations

Note;
All measurement were performed using probes calibrated for CW signal only. Modulations in the table above represent test configurations for which the measurement system has been validated per FCC KDB Publication 865664 D01v01r04. SAR system were validated for modulated signals with a periodic duty cycle, or with a high peak to average ratio (>5 dB), such as OFDM according to KDB 865664 D01v01r04.