Sub6 n30. 5 M_BandEdge(2365 MHz-2400 MHz)_Low_2307.5 MHz_BPSK_1RB

Sub6 n30. 5 M_BandEdge(2365 MHz-2400 MHz)_Low_2307.5 MHz_BPSK_FullRB

Sub6 n30. 5 M_BandEdge(2365 MHz-2400 MHz)_Mid_2310 MHz_BPSK_1RB

Sub6 n30. 5 M_BandEdge(2365 MHz-2400 MHz)_Mid_2310 MHz_BPSK_FullRB

Sub6 n30. 5 M_BandEdge(2365 MHz-2400 MHz)_High_2312.5 MHz_BPSK_1RB

Sub6 n30. 5 M_BandEdge(2365 MHz-2400 MHz)_High_2312.5 MHz_BPSK_FullRB

Sub6 n30. 10 M_BandEdge(2280 MHz-2288 MHz)_Mid_2310 MHz_BPSK_1RB

Sub6 n30. 10 M_BandEdge(2280 MHz-2288 MHz)_Mid_2310 MHz_BPSK_FullRB

Sub6 n30. 10 M_BandEdge(2288 MHz-2292 MHz)_Mid_2310 MHz_BPSK_1RB

Sub6 n30. 10 M_BandEdge(2288 MHz-2292 MHz)_Mid_2310 MHz_BPSK_FullRB

Sub6 n30. 10 M_BandEdge(2292 MHz-2296 MHz)_Mid_2310 MHz_BPSK_1RB

Sub6 n30. 10 M_BandEdge(2292 MHz-2296 MHz)_Mid_2310 MHz_BPSK_FullRB

Sub6 n30. 10 M_BandEdge(2296 MHz-2300 MHz)_Mid_2310 MHz_BPSK_1RB

Sub6 n30. 10 M_BandEdge(2296 MHz-2300 MHz)_Mid_2310 MHz_BPSK_FullRB-1

Sub6 n30. 10 M_BandEdge(2296 MHz-2300 MHz)_Mid_2310 MHz_BPSK_FullRB-2

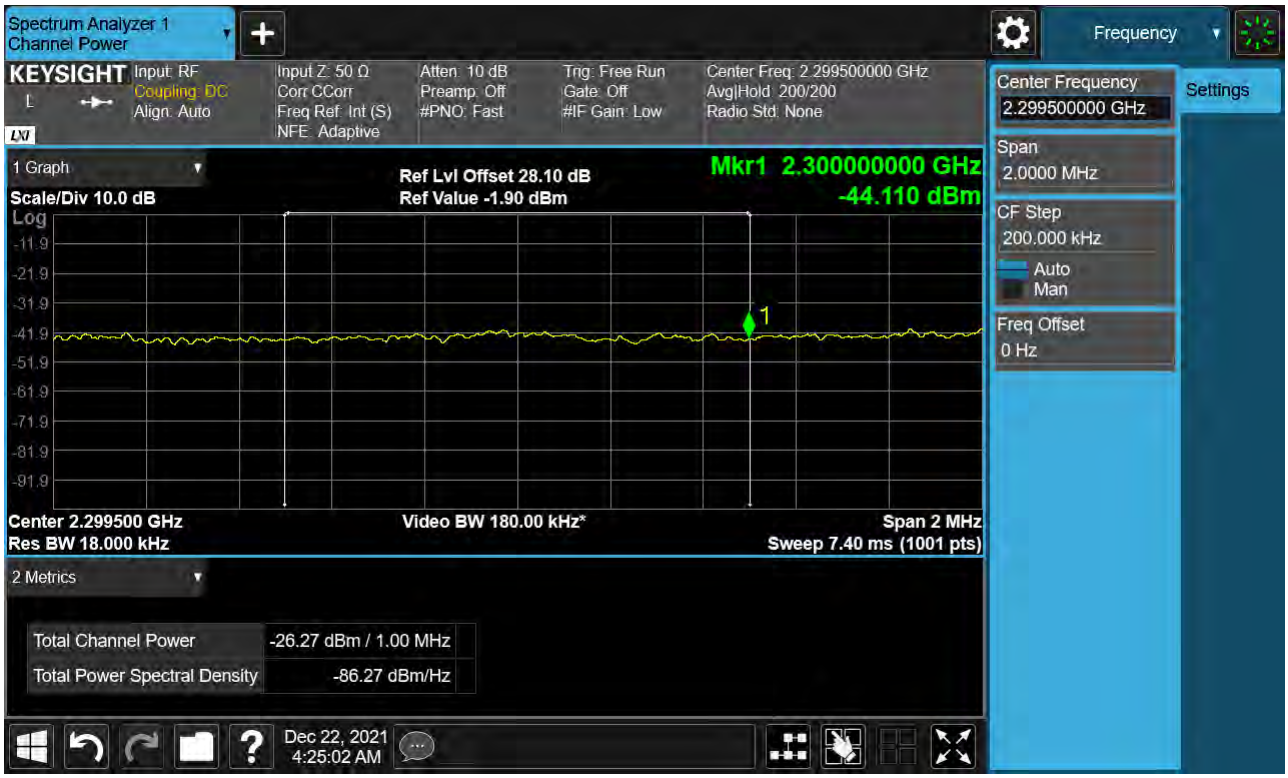

Sub6 n30. 10 M_BandEdge(2300 MHz-2304 MHz)_Mid_2310 MHz_BPSK_1RB

Note : We used a narrower RBW in order to increase accuracy.

Calculation = Reading Value + 10 x log(1 MHz/100 kHz) dB = -46.568 dBm + 10 dB = -36.568 dBm

Sub6 n30. 10 M_BandEdge(2300 MHz-2304 MHz)_Mid_2310 MHz_BPSK_FullRB

Note : We used a narrower RBW in order to increase accuracy.

Calculation = Reading Value + 10 x log(1 MHz/100 kHz) dB = -31.549 dBm + 10 dB = -21.549 dBm

Sub6 n30. 10 M_BandEdge(2304 MHz-2305 MHz)_Mid_2310 MHz_BPSK_1RB

Sub6 n30. 10 M_BandEdge(2304 MHz-2305 MHz)_Mid_2310 MHz_BPSK_FullRB

Sub6 n30. 10 M_BandEdge(2315 MHz-2316 MHz)_Mid_2310 MHz_BPSK_1RB

Sub6 n30. 10 M_BandEdge(2315 MHz-2316 MHz)_Mid_2310 MHz_BPSK_FullRB

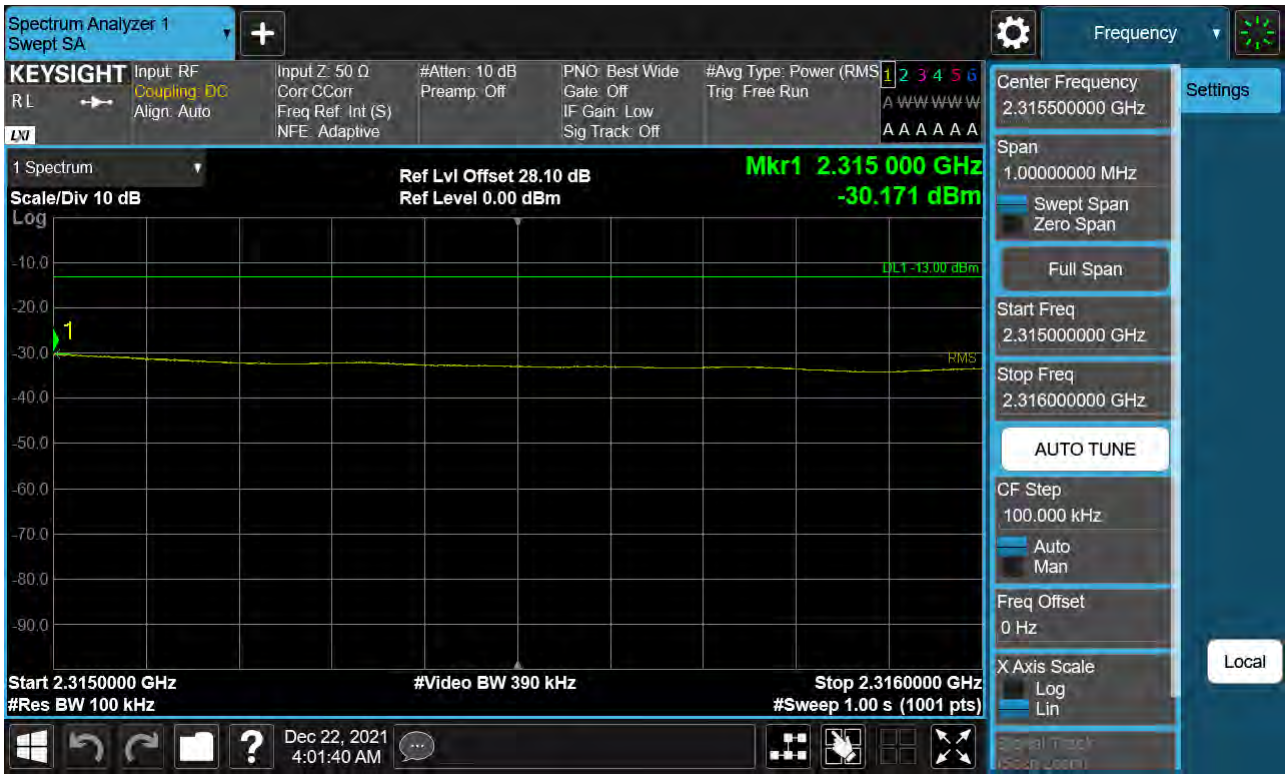

Sub6 n30. 10 M_BandEdge(2316 MHz-2320 MHz)_Mid_2310 MHz_BPSK_1RB

Note : We used a narrower RBW in order to increase accuracy.

Calculation = Reading Value + 10 x log(1 MHz/100 kHz) dB = -46.913 dBm + 10 dB = -36.913 dBm

Sub6 n30. 10 M_BandEdge(2316 MHz-2320 MHz)_Mid_2310 MHz_BPSK_FullRB

Note : We used a narrower RBW in order to increase accuracy.

Calculation = Reading Value + 10 x log(1 MHz/100 kHz) dB = -32.579 dBm + 10 dB = -22.579 dBm

Sub6 n30. 10 M_BandEdge(2320 MHz-2324 MHz)_Mid_2310 MHz_BPSK_1RB

Sub6 n30. 10 M_BandEdge(2320 MHz-2324 MHz)_Mid_2310 MHz_BPSK_FullRB

Sub6 n30. 10 M_BandEdge(2324 MHz-2328 MHz)_Mid_2310 MHz_BPSK_1RB

Sub6 n30. 10 M_BandEdge(2324 MHz-2328 MHz)_Mid_2310 MHz_BPSK_FullRB

Sub6 n30. 10 M_BandEdge(2328 MHz-2337 MHz)_Mid_2310 MHz_BPSK_1RB

Sub6 n30. 10 M_BandEdge(2328 MHz-2337 MHz)_Mid_2310 MHz_BPSK_FullRB

Sub6 n30. 10 M_BandEdge(2337 MHz-2341 MHz)_Mid_2310 MHz_BPSK_1RB

Sub6 n30. 10 M_BandEdge(2337 MHz-2341 MHz)_Mid_2310 MHz_BPSK_FullRB

Sub6 n30. 10 M_BandEdge(2341 MHz-2345 MHz)_Mid_2310 MHz_BPSK_1RB

Sub6 n30. 10 M_BandEdge(2341 MHz-2345 MHz)_Mid_2310 MHz_BPSK_FullRB

Sub6 n30. 10 M_BandEdge(2345 MHz-2365 MHz)_Mid_2310 MHz_BPSK_1RB

Sub6 n30. 10 M_BandEdge(2345 MHz-2365 MHz)_Mid_2310 MHz_BPSK_FullRB

Sub6 n30. 10 M_BandEdge(2365 MHz-2400 MHz)_Mid_2310 MHz_BPSK_1RB

Sub6 n30. 10 M_BandEdge(2365 MHz-2400 MHz)_Mid_2310 MHz_BPSK_FullRB

Sub6 n30. Conducted Spurious Plot 1 (5 MHz Ch.461500 BPSK RB 1, Offset 1)

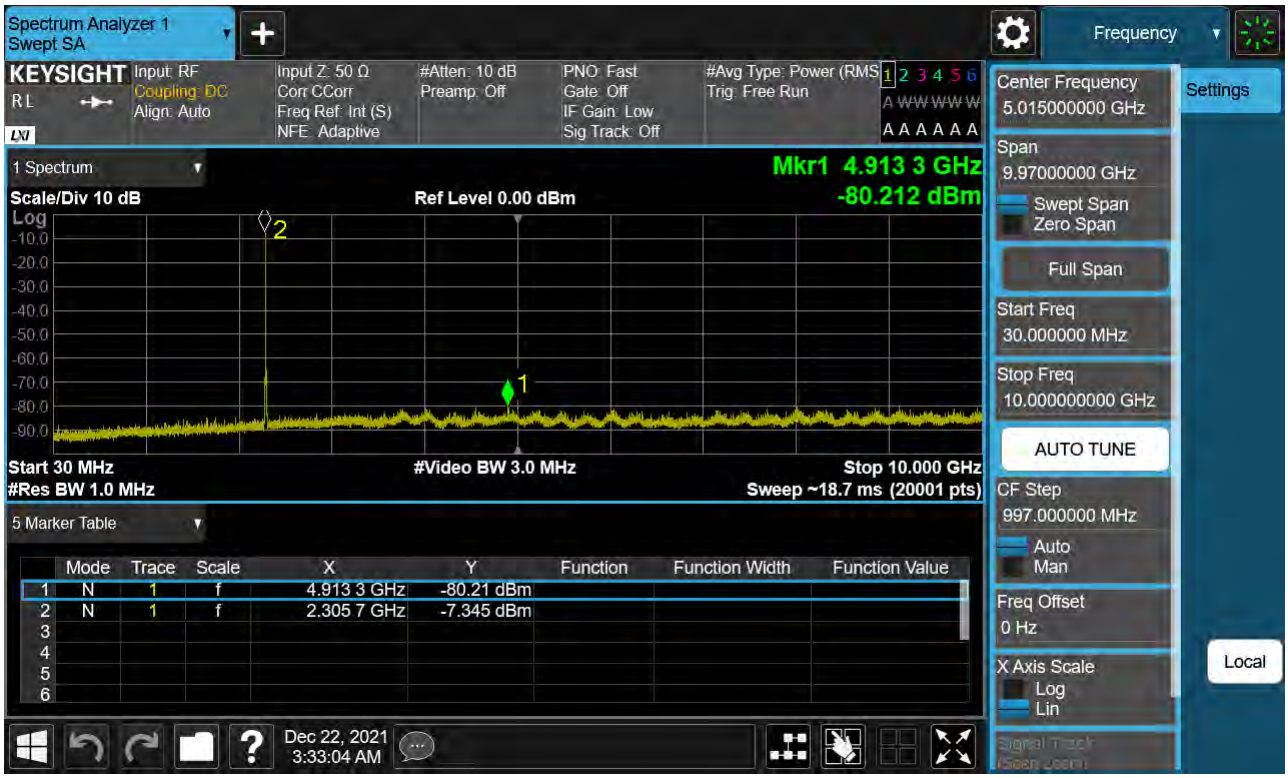

Sub6 n30. Conducted Spurious Plot 2 (5 MHz Ch.461500 BPSK RB 1, Offset 1)

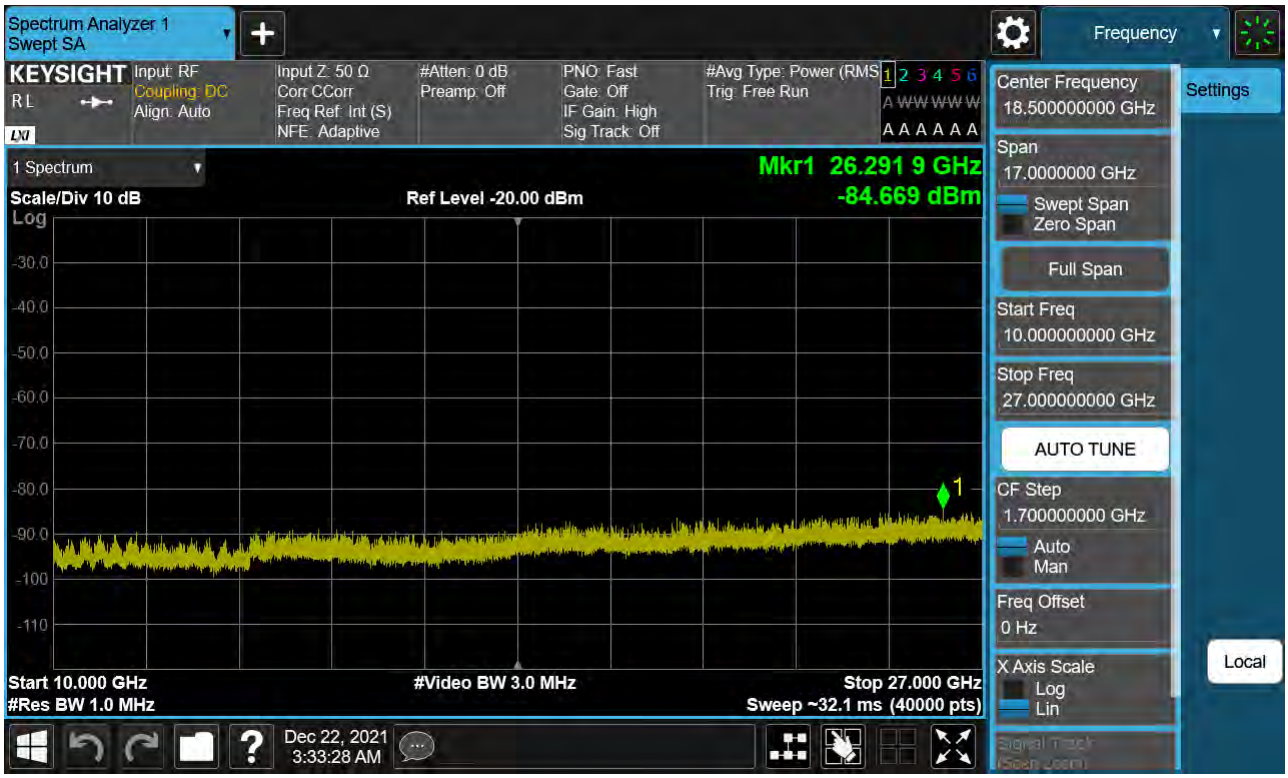

Sub6 n30. Conducted Spurious Plot 1 (5 MHz Ch.462000 BPSK RB 1, Offset 1)

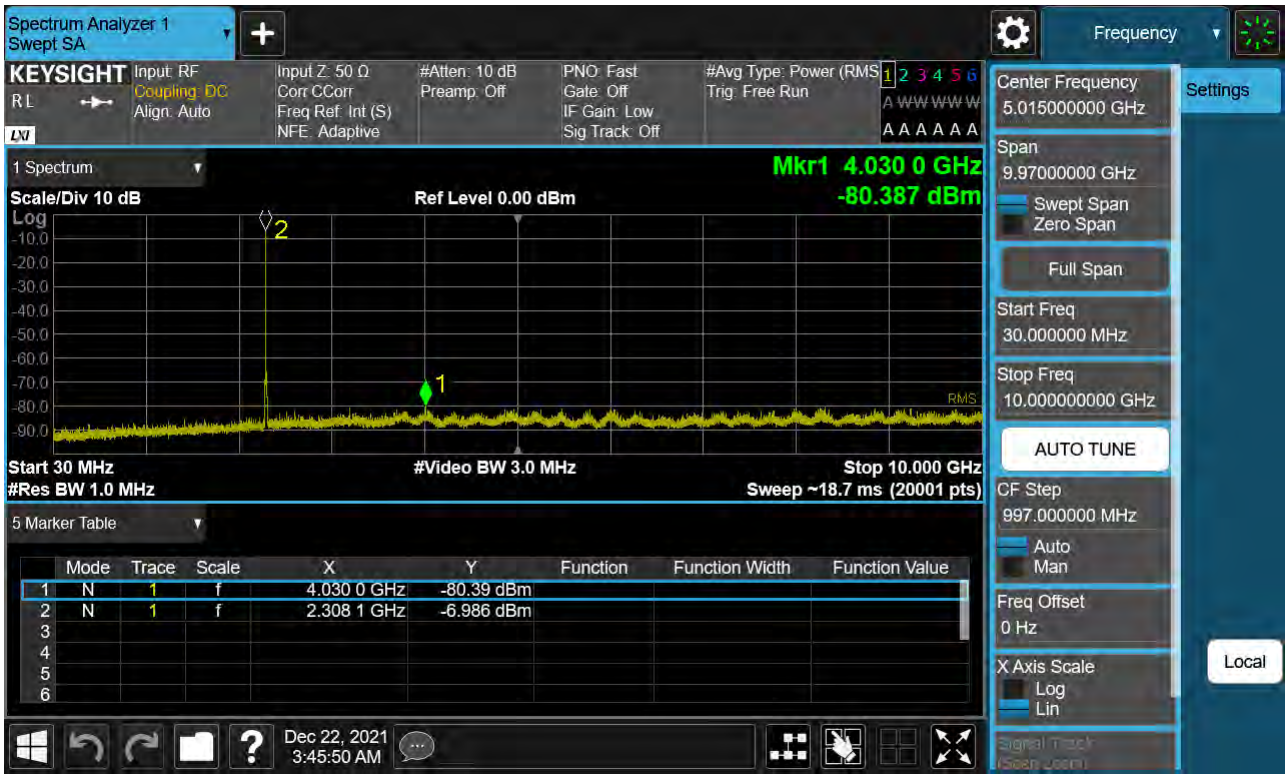

Sub6 n30. Conducted Spurious Plot 2 (5 MHz Ch. 462000 BPSK RB 1, Offset 1)

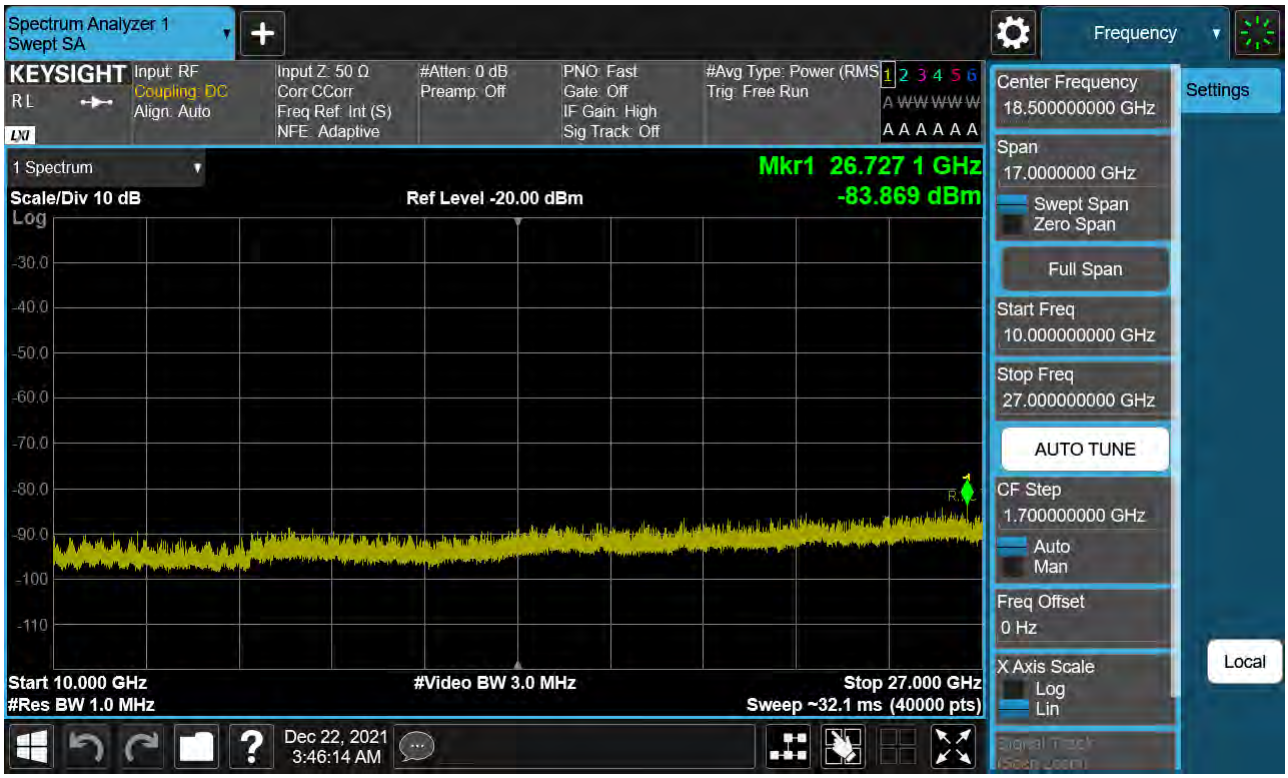

Sub6 n30. Conducted Spurious Plot 1 (5 MHz Ch.462500 BPSK RB 1, Offset 1)

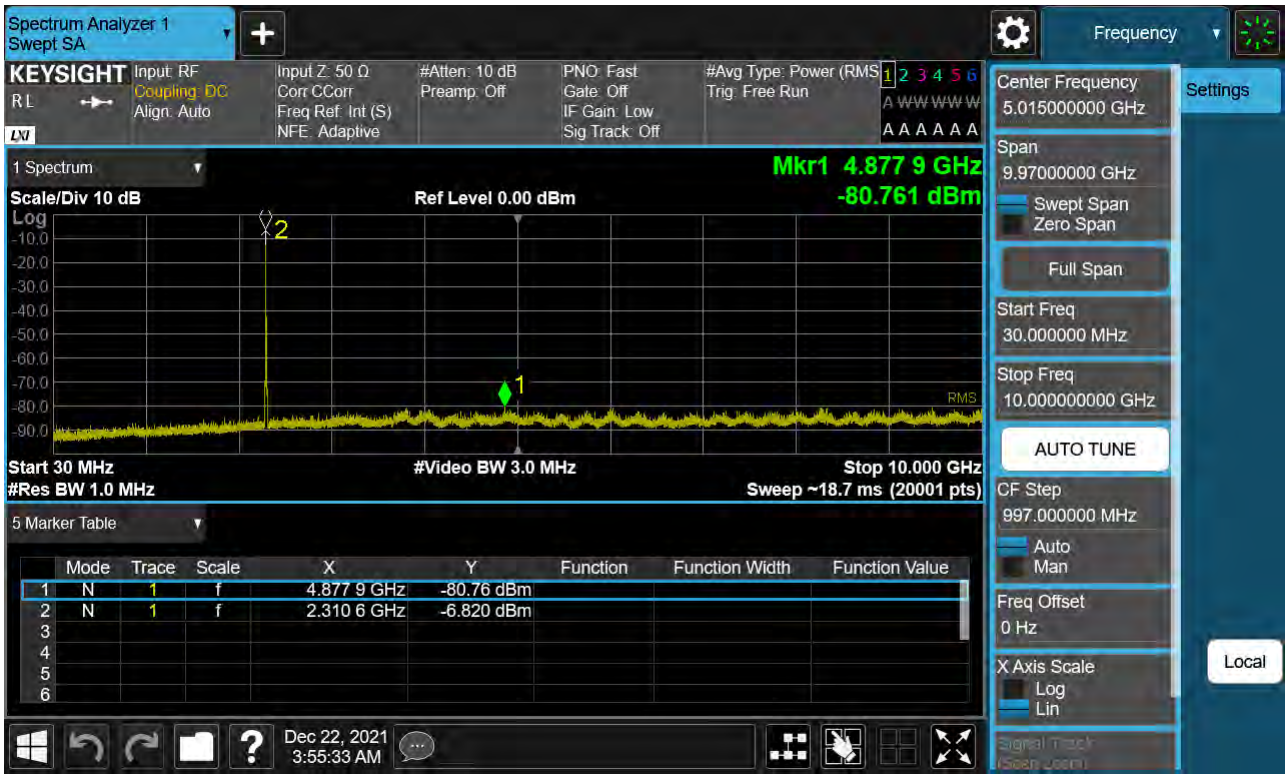

Sub6 n30. Conducted Spurious Plot 2 (5 MHz Ch.462500 BPSK RB 1, Offset 1)

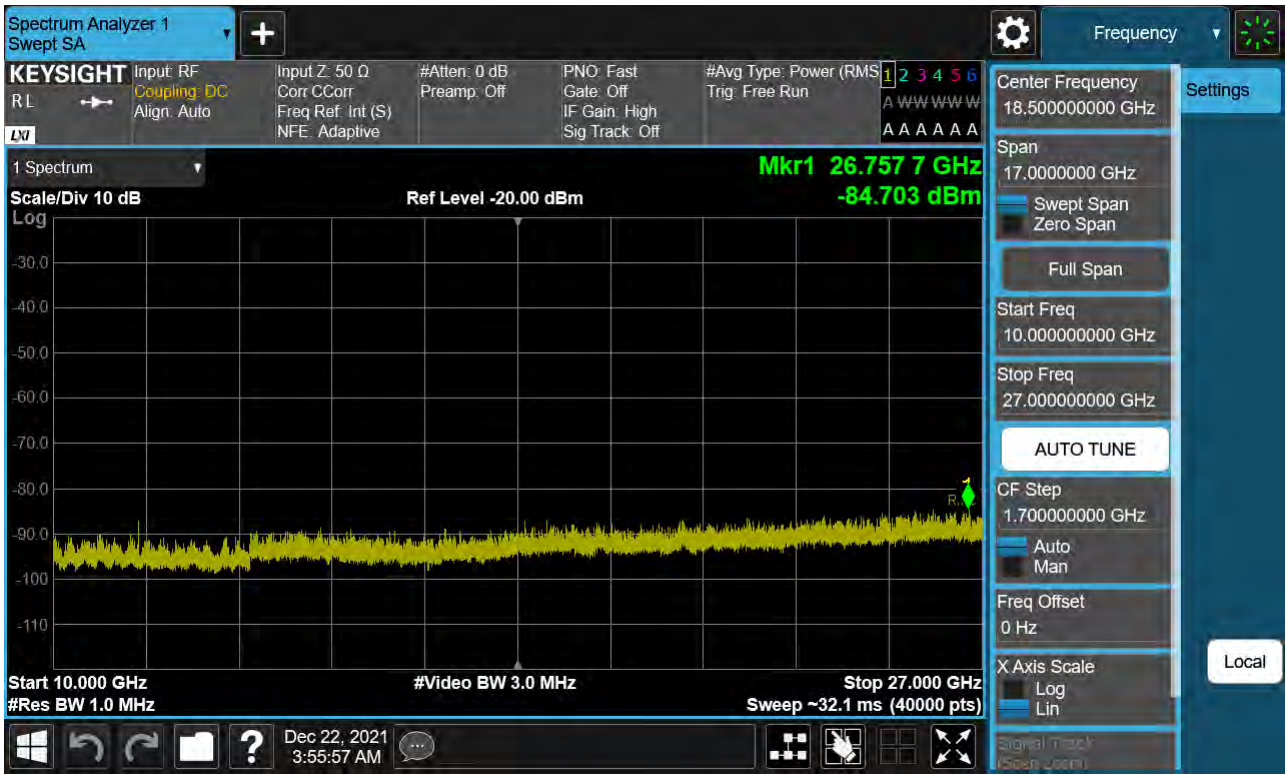

Sub6 n30. Conducted Spurious Plot 1 (10 MHz Ch.462000 BPSK RB 1, Offset 1)

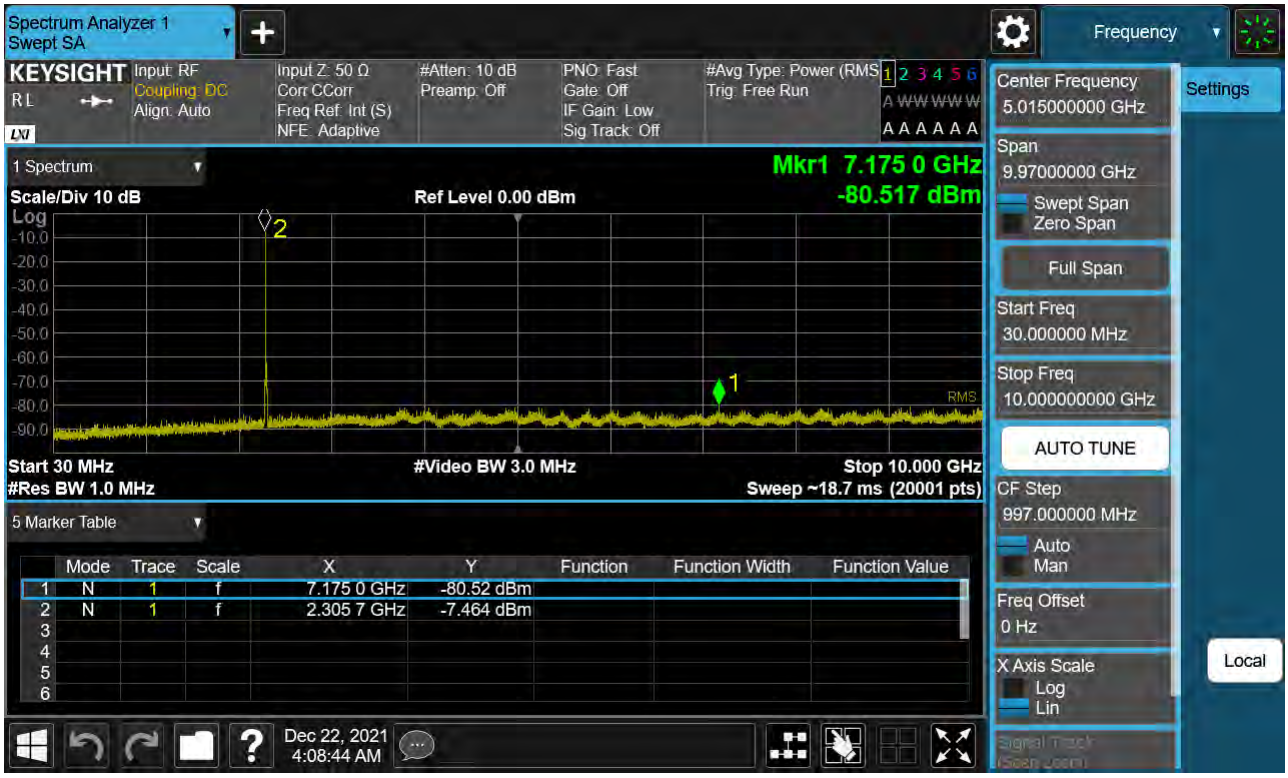

Sub6 n30. Conducted Spurious Plot 2 (10 MHz Ch. 462000 BPSK RB 1, Offset 1)

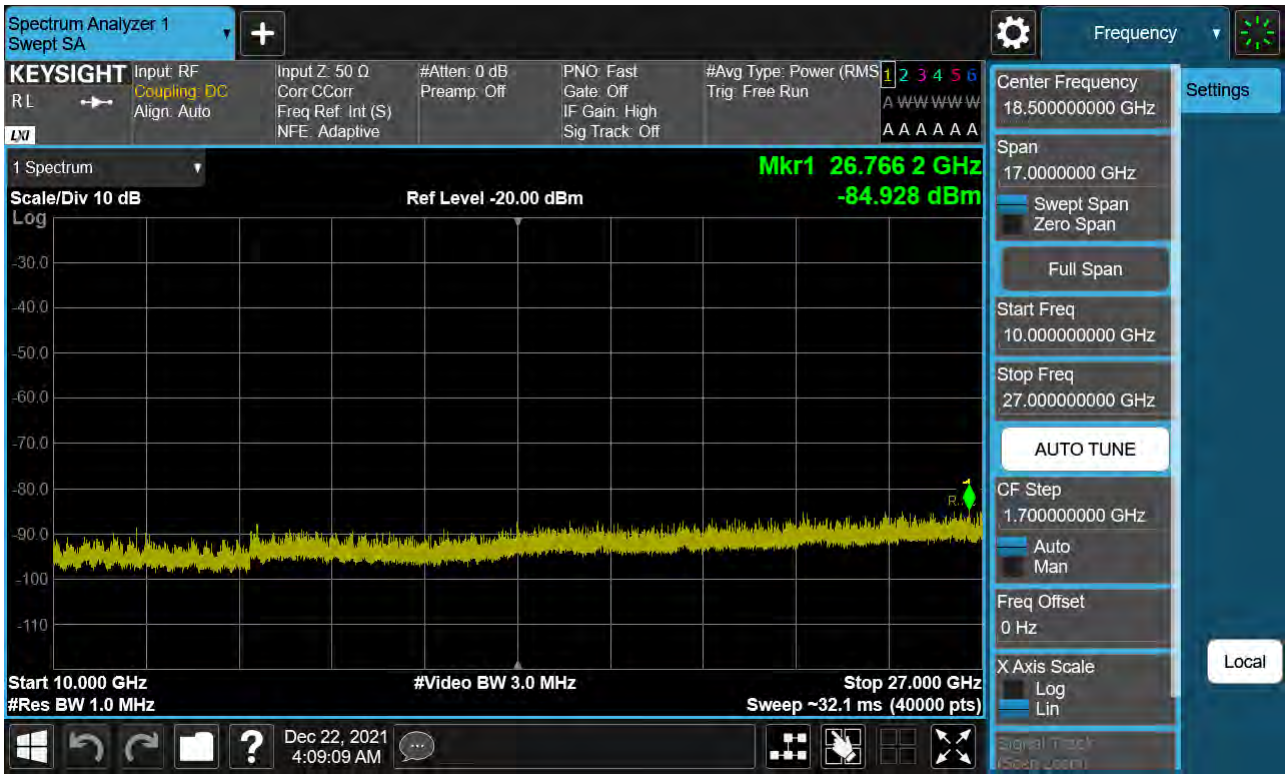

10. ANNEX A_ TEST SETUP PHOTO

Please refer to test setup photo file no. as follows;

No.	Description
1	HCT-RF-2201-FC080-P