HCT Co., Ltd.
74, Seoicheon-ro 578beon-gil, Majang-myeon, Icheon-si, Gyeonggi-do, 17383 KOREA
Tel. +82 31 634 6300 Fax. +82 31 645 6401

SAR TEST REPORT

Applicant Name: **SAMSUNG Electronics Co., Ltd.** 129, Samsung-ro, Yeongtong-gu, Suwon-Si, Gyeonggi-do, 16677 Rep. of Korea	**Date of Issue:** Feb. 08, 2022 **Test Report No.: HCT-SR-2201-FC006-R2** **Test Site: HCT CO., LTD.**

FCC ID: A3LSMA536V

Equipment Type:	**Mobile Phone**
Application Type	**Certification**
FCC Rule Part(s):	**CFR §2.1093**
Model Name:	**SM-A536V**
Date of Test:	**Dec. 01, 2021 ~ Jan. 05, 2022**

This device has been shown to be capable of compliance for localized specific absorption rate (SAR) for uncontrolled environment/general population exposure limits specified in FCC KDB procedures and had been tested in accordance with the measurement procedures specified in FCC KDB procedures.

I attest to the accuracy of data. All measurements reported herein were performed by me or were made under my supervision and are correct to the best of my knowledge and belief. I assume full responsibility for the completeness of these measurements and vouch for the qualifications of all persons taking them.

Tested By

Moon-pyung Choi
Test Engineer
SAR Team
Certification Division

Reviewed By

Yun-jeang, Heo
Technical Manager
SAR Team
Certification Division

This report only responds to the tested sample and may not be reproduced, except in full, without written approval of the HCT Co., Ltd.

REVISION HISTORY

The revision history for this test report is shown in table.

Revision No.	Date of Issue	Description
0	Jan.09, 2022	Initial Release
1	Jan.14, 2022	Revised Sec.4, sec.11,sec13 and Appendix.H
2	Feb. 08, 2022	Revised Sec3, Sec11, Sec13, Sec14 and Appendix B

This test results were applied only to the test methods required by the standard.

Table of Contents

1. Test Regulations 4
2. Test Location 5
3. Information of the EUT 5
4. Device Under Test Description 7
5. Introduction 24
6. Description of test equipment 25
7. SAR Measurement Procedure 26
8. Description of Test Position 28
9. RF Exposure Limits 33
10. FCC SAR General Measurement Procedures 34
11. Output Power Specifications 41
12. System Verification 172
13. SAR Test Data Summary 176
14. Simultaneous SAR Analysis 205
15. SAR Measurement Variability and Uncertainty 211
16. Measurement Uncertainty 212
17. SAR Test Equipment 213
18. Conclusion 215
19. References 216
Appendix *A.* DUT Ant. Information & SETUP PHOTO 218

Appendix A. DUT Ant. Information & Test SETUP PHOTO
Appendix B. SAR Test Plots
Appendix C. Dipole Verification Plots
Appendix D. SAR Tissue Characterization
Appendix E. SAR System Validation
Appendix F. Probe Calibration Data
Appendix G. Dipole Calibration Data
Appendix H. Power reduction verification
Appendix I. DLCA Power Measurement

1. Test Regulations

The tests documented in this report were performed in accordance with FCC CFR § 2.1093, IEEE 1528-2013, ANSI C63.26-2015 the following FCC Published RF exposure KDB procedures:

- FCC KDB Publication 941225 D01 3G SAR Procedures v03r01
- FCC KDB Publication 941225 D06 Hot Spot SAR v02r01
- FCC KDB Publication 941225 D05 SAR for LTE Devices v02r05
- FCC KDB Publication 941225 D05A LTE Rel.10 KDB Inquiry sheet v01r02
- FCC KDB Publication 248227 D01 802.11 Wi-Fi SAR v02r02
- FCC KDB Publication 447498 D01 General SAR Guidance v06
- FCC KDB Publication 648474 D04 Handset SAR v01r03
- FCC KDB Publication 616217 D04 v01r02 (Proximity Sensor)
- FCC KDB Publication 865664 D01 SAR measurement 100 MHz to 6 GHz v01r04
- FCC KDB Publication 865664 D02 SAR Reporting v01r02
- FCC KDB Publication 690783 D01 SAR Listings on Grants v01r03
- FCC KDB Publication 971168 D01 Power Meas License Digital Systems v03r01

In Addition to the above, the following information was used.

- October 2013 TCB Workshop Notes (GPRS testing criteria)
- October 2014 TCB Workshop Notes (Overlapping LTE Bands)
- April 2015 TCB Workshop Notes (Simultaneous transmission summation clarified)
- October 2016 TCB Workshop Notes (Bluetooth Duty Factor)
- November 2017 TCBC Workshop Notes (LTE Carrier Aggregation)
- April 2018 TCBC Workshop Notes (LTE DL CA SAR Test Exclusion)

2. Test Location

2.1 Test Laboratory

Company Name	HCT Co., Ltd.
Address	74, Seoicheon-ro 578beon-gil, Majang-myeon, Icheon-si,Gyeonggi-do, 17383 KOREA
Telephone	031-645-6300
Fax.	031-645-6401

2.2 Test Facilities

Our laboratories are accredited and approved by the following approval agencies according to ISO/IEC 17025.

Korea	National Radio Research Agency (Designation No. KR0032)
	KOLAS (Testing No. KT197)

3. Information of the EUT

3.1 General Information of the EUT

Model Name	SM-A536V
Equipment Type	Mobile Phone
FCC ID	A3LSMA536V
Application Type	Certification
Applicant	SAMSUNG Electronics Co., Ltd.

3.2 Attestation of test result of device under test

The Highest Reported SAR						
Band	Tx. Frequency	Equipment Class	Reported SAR (W/kg)			
			1g Head	1g Body-Worn	1g Hotspot	10g Extremity
GSM/GPRS/EDGE 850	824.2 MHz ~ 848.8 MHz	PCE	0.18	0.25	0.49	N/A
GSM/GPRS/EDGE 1900	1 850.2 MHz ~ 1 909.8 MHz	PCE	<0.10	0.25	0.59	N/A
UMTS Band 5	826.4 MHz ~ 846.6 MHz	PCE	0.23	0.36	0.79	N/A
UMTS Band 2	1 852.4 MHz ~ 1 907.6 MHz	PCE	<0.10	0.72	0.91	2.53
LTE Band 2 (PCS)	1 850.7 MHz ~ 1 909.3 MHz	PCE	<0.10	0.73	1.06	**2.60**
LTE Band 4 (AWS)	1 710.7 MHz ~ 1 754.3 MHz	PCE	N/A	N/A	N/A	N/A
LTE Band 5 (Cell)	824.7 MHz ~ 848.3 MHz	PCE	0.17	0.30	0.57	N/A
LTE Band 7	2 502.5 MHz ~ 2 567.5 MHz	PCE	0.23	0.27	0.45	N/A
LTE Band 12	699.7 MHz ~ 715.3 MHz	PCE	0.13	0.26	0.35	N/A
LTE Band 13	779.5 MHz ~ 784.5 MHz	PCE	0.24	0.39	0.58	N/A
LTE TDD Band 48	3 552.5 MHz ~ 3 697.5 MHz	PCE	0.96	0.33	0.49	N/A
LTE Band 66 (AWS)	1 710.7 MHz ~ 1 779.3 MHz	PCE	0.10	0.58	**1.08**	2.19
NR Band n2	1 852.5 MHz ~ 1 907.5 MHz	PCE	0.10	0.62	0.79	1.82
NR Band n5	826.5 MHz ~ 846.5 MHz	PCE	<0.10	0.16	0.35	N/A
NR Band n66	1 712.5 MHz ~ 1 777.5 MHz	PCE	0.11	**0.81**	0.79	1.70
NR Band n77	3 710 MHz ~ 3 969.99 MHz	PCE	**0.99**	0.15	0.49	1.42
NR Band 77(DoD)	3 450 MHz ~ 3 550 MHz	PCE	0.95	0.14	0.33	1.27
802.11b	2 412 MHz ~ 2 472 MHz	DTS	0.35	0.17	0.40	N/A
U-NII-1	5 180 MHz ~ 5 240 MHz	NII	N/A	N/A	N/A	N/A
U-NII-2A	5 260 MHz ~ 5 320 MHz	NII	0.21	0.33	N/A	2.50
U-NII-2C	5 500 MHz ~ 5 720 MHz	NII	0.33	0.22	N/A	2.00
U-NII-3	5 745 MHz ~ 5 825 MHz	NII	0.21	0.15	0.38	N/A
Bluetooth	2 402 MHz ~ 2 480 MHz	DSS	0.24	0.11	0.36	N/A
Simultaneous SAR per KDB 690783 D01v01r03			**1.55**	1.26	1.26	**3.92**
Date(s) of Tests:	Dec. 01, 2021 ~ Jan. 05, 2022					

4. Device Under Test Description

4.1 DUT specification

Device Wireless specification overview		
Band & Mode	**Operating Mode**	**Tx Frequency**
GSM850	Voice / Data	824.2 MHz ~ 848.8 MHz
GSM1900	Voice / Data	1 850.2 MHz ~ 1 909.8 MHz
UMTS Band 5	Voice / Data	826.4 MHz ~ 846.6 MHz
UMTS Band 2	Voice / Data	1 852.4 MHz ~ 1 907.6 MHz
LTE Band 2 (PCS)	Voice / Data	1 850.7 MHz ~ 1 909.3 MHz
LTE Band 4 (AWS)	Voice / Data	1 710.7 MHz ~ 1 754.3 MHz
LTE Band 5 (Cell)	Voice / Data	824.7 MHz ~ 848.3 MHz
LTE Band 7	Voice / Data	2 502.5 MHz ~ 2 567.5 MHz
LTE Band 12	Voice / Data	699.7 MHz ~ 715.3 MHz
LTE Band 13	Voice / Data	779.5 MHz ~ 784.5 MHz
LTE TDD Band 48	Voice / Data	3 552.5 MHz ~ 3697.5 MHz
LTE Band 66 (AWS)	Voice / Data	1 710.7 MHz ~ 1 779.3 MHz
NR Band n2	Voice / Data	1 852.5 MHz ~ 1 907.5 MHz
NR Band n5	Voice / Data	826.5 MHz ~ 846.5 MHz
NR Band n66	Voice / Data	1 712.5 MHz ~ 1 777.5 MHz
NR Band n77	Voice / Data	3 710 MHz ~ 3 969.99 MHz
NR Band n77(DoD)	Voice / Data	3 450 MHz ~ 3 550 MHz
U-NII-1	Voice / Data	5 180 MHz ~ 5 240 MHz
U-NII-2A	Voice / Data	5 260 MHz ~ 5 320 MHz
U-NII-2C	Voice / Data	5 500 MHz ~ 5 720 MHz
U-NII-3	Voice / Data	5 745 MHz ~ 5 825 MHz
2.4 GHz WLAN	Voice / Data	2 412 MHz ~ 2 472 MHz
Bluetooth / LE 5.0	Data	2 402 MHz ~ 2 480 MHz
NFC	Data	13.56 MHz
NR Band n260	Data	37 000 MHz ~ 40 000 MHz
NR Band n261	Data	27 500 MHz ~ 28 350 MHz

	Serial Number
Device Serial Numbers	UK80221M
	UK80276M
	UK80203M
	UK80231M
	UK10834M
	UK10826M
	ULG1424M
	ULG1445M
	The manufacturer has confirmed that the devices tested have the same physical, mechanical and thermal characteristics are within operational tolerances expected for production units.

4.2 Time-Averaging Algorithm for RF Exposure Compliance

This DUT is equipped with an LSI chipset to which the Samsung S.LSI proprietary TAS (Time Average SAR) algorithm is applied.
FCC RF exposure limit is based on time averaged RF exposure. Both SAR and PD regulatory specifications are defined over certain measurement duration allowing for time-averaging. The Samsung S.LSI proprietary TAS (Time Average SAR) algorithm has been designed to meet the compliance limits over the required duration, while still allowing dynamic control of transmit power to satisfy the performance of the system.

This feature performs time averaging SAR algorithm in real time to control and manage transmitting power and ensure the time-averaged RF exposure is in compliance with FCC requirements all the time.
The The 2G/3G communication mode and WLAN/BT mode are not controlled by The Samsung S.LSI proprietary TAS (Time Average SAR) algorithm.
In the wireless mode of 2G/3G, the output power is not dynamically controlled by the TAS algorithm, but the static Plimit output is applied to comply with the SAR_Target specified by the manufacturer.

The Samsung S.LSI proprietary TAS (Time Average SAR) algorithm controls the output Power within the time window of the radio mode corresponding to each frequency band in real time to meet FCC's TER requirements with 2G/3G/4G/5G and 5G nr FR2 mmwave.

SAR Characterization of SAR_PD Char.Report confirms that Plimit in the 2G/3G/4G/5G communication technology mode declared by the manufacturer satisfies SAR_target.
.
PD Characterization is determined by compensating Plimit satisfying PD_target for simulation results and actual deviation based on the Worst case result of simulation in 5GFR2n260/n261 mode of DUT carried out by the manufacturer[SAR_PD Char. Report]

The compliance test under the static transmission scenario and simultaneous transmission analysis are reported in SAR report for Sub 6GHz and PD Report for mmWave The validation of The Samsung S.LSI proprietary TAS (Time Average SAR) algorithm and compliance under the time- varying transmission scenario for WWAN technologies are reported in TAS Validation report

The Samsung S.LSI TAS algorithm allows the device to transmit at higher power instantaneously, as high as Pmax, when needed, but enforces power limiting to maintain time-averaged transmit power to Plimit. Below table shows Plimit NV settings and maximum tune up output power Pmax configured for this DUT for various transmit conditions (Device StateIndex RSI). Note that the device uncertainty for sub-6GHz WWAN is 1.0dB for this DUT.

The purpose of this report is to demonstrate that the DUT meets FCC SAR limits when transmitting in static transmission configurations at Plimit specified by manufacturer.

Measurement Condition: All conducted power and SAR measurements in this report were performed by Plimit in static Power condition.

Pmax and Pimit (Frequency < 6GHz) specified by the manufacturer

			Plimt (all values are time averaged)						Pmax		
SAR Exposure Position			Max Power body Worn	Max Power Phablet SAR	Grip ON Phablet	RCV-ON Head	Hotspot (10mm)	EarJack	Burst Averaged Power	UL:DL Ratio	Uncertainty
Averaging volume			1g	10g	10g	1g	1g	10g			
Mode	Band	Antenna	RSI=0	RSI=0	RSI=3	RSI=1	RSI=2	RSI=4	[dBm]		[dB]
GSM 1-slot	850	Main#1	23.7	23.7	23.7	23.7	23.7	23.7	32.5	12.5%	1.0
GSM 2-slot	850								29.5	25.0%	1.0
GSM 3-slot	850								28.0	37.5%	1.0
GSM 4-slot	850								26.5	50.0%	1.0
GSM 1-slot	1900	Main#1	20.5	20.5	17.5	20.5	17.5	17.5	29.5	12.5%	1.0
GSM 2-slot	1900								26.5	25.0%	1.0
GSM 3-slot	1900								24.3	37.5%	1.0
GSM 4-slot	1900								23.5	50.0%	1.0
WCDMA	5	Main 1	24.0	24.0	24.0	24.0	24.0	24.0	24.0	100.0%	1.0
WCDMA	2	Main 1	24.0	24.0	21.0	24.0	21.0	21.0	24.0	100.0%	1.0
LTE FDD	12	Main 1	24.0	24.0	24.0	24.0	24.0	24.0	24.0	100.0%	1.0
LTE FDD	13	Main 1	24.0	24.0	24.0	24.0	24.0	24.0	24.0	100.0%	1.0
LTE FDD	5	Main 1	23.7	23.7	23.7	23.7	23.7	23.7	23.7	100.0%	1.0
LTE FDD	66	Main 1	23.3	23.3	19.0	23.3	19.0	19.0	23.3	100.0%	1.0
LTE FDD	4	Main 1	23.3	23.3	19.0	23.3	19.0	19.0	23.3	100.0%	1.0
LTE FDD	2	Main 1	23.5	23.5	20.5	23.5	20.5	20.5	23.5	100.0%	1.0
LTE FDD	7	Main 2	23.0	23.0	20.0	23.0	20.0	20.0	23.0	100.0%	1.0
LTE TDD	48	Sub 3	20.5	20.5	20.5	16.0	16.0	16.0	22.5	63.3%	1.0
NR FDD	n2	Main 1	23.0	23.0	20.0	23.0	20.0	20.0	23.0	100.0%	1.0
NR FDD	n5	Main 1	23.5	23.5	23.5	23.5	23.5	23.5	23.5	100.0%	1.0
NR FDD	n66	Main 1	23.0	23.0	19.0	23.0	19.0	19.0	23.0	100.0%	1.0
NR TDD	n77 DoD[PC3	Sub 3	17.5	17.5	17.5	17.5	17.5	17.5	24.0	100.0%	1.0
NR TDD	n77 [PC3}	Sub 3	17.5	17.5	17.5	17.5	17.5	17.5	24.0	100.0%	1.0
NR TDD	n77 DoD[PC2]	Sub 3	17.5	17.5	17.5	17.5	17.5	17.5	25.5	50.0%	1.0
NR TDD	n77 [PC2]	Sub 3	17.5	17.5	17.5	17.5	17.5	17.5	25.5	50.0%	1.0

Note

1. All P_{ilimit} levels entered in above Table correspond to average power levels after accounting for duty cycle in the case of TDD modulation schemes (for e.g.,GSM/LTE TDD/NR TDD).
   The Pmax of GSM/LTE TDD/NR TDD was written as burst averaged power
2. Maximum tune up output power Pmax is used to configure DUT during RF tune up procedure.
3. The maximum allowed output power is equal to maximum Tune up output power + 1dB Torerance
4. The maximum time-averaged output power (dBm) for any 2G/3G/4G WWAN technology, band, and RSI ="Plimit " and "Maximum tune up output power Pmax" + 1dB device uncertainty. SAR values in this report were scaled to this maximum time-averaged output power to determine compliance per KDB Publication447498 D01v06.

4.3 Power Reduction for SAR

This device uses an independent fixed level power reduction mechanism for WLAN operations when during all voice or VoIP held to ear scenarios. Per FCC Guidance, the held-to-ear exposure conditions were evaluated at reduced power according to the head SAR positions described in IEEE 1528-2013. Detailed descriptions of the power reduction mechanism are included in the operational description.
The reduced powers for the power reduction mechanisms were conformed via conducted power measurements at the RF Port

4.4 Nominal and Maximum Output Power Specifications

This device operates using the following maximum output power specifications. SAR values were scaled to the maximum allowed power to determine compliance per KDB publication 447498 D01v06.
The contents of RSI are as follows.

RSI (0) : Free, Maximum Power- body worn/Phablet Max
RSI (1) : Reduced-RCV ON
RSI (2) : Reduced-Hotspot Mode On
RSI (3) : Reduced- Capacitive Sensor On
RSI (4) : Reduced- Ear Jack

4.4.1 Maximum PCE Output Power

The maximum output power declared in this section is burst average and not time or frame average.

Antenna	Band	RSI	Burst Average GMSK (dBm)					Burst Average GMSK (dBm)			
			GPRS					EGPRS			
			Voice	1 Tx Slot	2 Tx Slot	3 Tx Slot	4 Tx Slot	1 Tx Slot	2 Tx Slot	3 Tx Slot	4 Tx Slot
Main #1	GSM850	Pmax	32.5	32.5	29.5	28.0	26.5	26.5	24.0	22.5	20.3
		RSI=0	32.5	32.5	29.5	28.0	26.5	26.5	24.0	22.5	20.3
		RSI =1	32.5	32.5	29.5	28.0	26.5	26.5	24.0	22.5	20.3
		RSI=2	32.5	32.5	29.5	28.0	26.5	26.5	24.0	22.5	20.3
		RSI=3	32.5	32.5	29.5	28.0	26.5	26.5	24.0	22.5	20.3
		RSI=4	32.5	32.5	29.5	28.0	26.5	26.5	24.0	22.5	20.3

(Tolerance: -1.5 dB ~ +1.0 dB)

Antenna	Band	RSI	Burst Average GMSK (dBm)					Burst Average GMSK (dBm)			
			GPRS					EGPRS			
			Voice	1 Tx Slot	2 Tx Slot	3 Tx Slot	4 Tx Slot	1 Tx Slot	2 Tx Slot	3 Tx Slot	4 Tx Slot
Main #1	GSM 1900	Pmax	29.5	29.5	26.5	24.3	23.5	25.5	23.0	21.5	20.0
		RSI=0	29.5	29.5	26.5	24.3	23.5	25.5	23.0	21.5	20.0
		RSI =1	29.5	29.5	26.5	24.3	23.5	25.5	23.0	21.5	20.0
		RSI=2	26.5	26.5	23.5	21.3	20.5	22.0	20.0	18.5	17.0
		RSI=3	26.5	26.5	23.5	21.3	20.5	22.0	20.0	18.5	17.0
		RSI=4	26.5	26.5	23.5	21.3	20.5	22.0	20.0	18.5	17.0

(Tolerance: -1.5 dB ~ +1.0 dB)

Antenna	Band	RSI	Modulated Average (dBm)			
			3GPP RMC	HSDPA	HSUPA	DC-HSDPA
			Rel 99	3GPP Rel.5	3GPP Rel.6	3GPP Rel.8
Main #1	UMTS 850(B5)	Pmax	24.0	24.0	23.5	23.0
		RSI=0	24.0	24.0	23.5	23.0
		RSI =1	24.0	24.0	23.5	23.0
		RSI=2	24.0	24.0	23.5	23.0
		RSI=3	24.0	24.0	23.5	23.0
		RSI=4	24.0	24.0	23.5	23.0

(Tolerance: -1.5 dB ~ +1.0 dB)

Antenna	Band	RSI	Modulated Average (dBm)			
			3GPP RMC	HSDPA	HSUPA	DC-HSDPA
			Rel 99	3GPP Rel.5	3GPP Rel.6	3GPP Rel.8
Main #1	UMTS 1900(B2)	Pmax	24.0	24	23.5	23.5
		RSI=0	24.0	24.0	23.5	23.5
		RSI =1	24.0	24.0	23.5	23.5
		RSI=2	21.0	21.0	20.5	21.0
		RSI=3	21.0	21.0	20.5	21.0
		RSI=4	21.0	21.0	20.5	21.0

(Tolerance: -1.5 dB ~ +1.0 dB)

Antenna	Band	Modulated Average (in dBm)					
		Pmax	RSI=0	RSI=1	RSI=2	RSI=3	RSI=4
Main #1	LTE Band 2	23.5	23.5	23.5	20.5	20.5	20.5
Main #1	LTE Band 4	23.3	23.3	23.3	19.0	19.0	19.0
Main #1	LTE Band 5	23.7	23.7	23.7	23.7	23.7	23.7
Main #2	LTE Band 7	23.0	23.0	23.0	20.0	20.0	20.0
Main #1	LTE Band 12	24.0	24.0	24.0	24.0	24.0	24.0
Main #1	LTE Band 13	24.0	24.0	24.0	24.0	24.0	24.0
Sub #3	LTE Band 48	22.5	22.5	18.0	18.0	22.5	18.0
Main #1	LTE Band 66	23.3	23.3	23.3	19.0	19.0	19.0

(Tolerance: -1.5 dB ~ +1.0 dB)

Antenna	Band	Modulated Average (in dBm)					
		Pmax	RSI=0	RSI=1	RSI=2	RSI=3	RSI=4
Main #1	NR n2	23.0	23.0	23.0	20.0	20.0	20.0
Main #1	NR n5	23.5	23.5	23.5	23.5	23.5	23.5
Main #1	NR n66	23.0	23.0	23.0	19.0	19.0	19.0
Sub #3	NR n77	24.0	17.5	17.5	17.5	17.5	17.5
Sub #3	NR n77(HPUE) Only SA mode	25.5	17.5	17.5	17.5	17.5	17.5

(Tolerance: -1.5 dB ~ +1.0 dB)

4.4.2 Maximum 2.4 GHz, 5 GHz WIFI output power

Maximum WLAN Power

Mode	Band	SISO				
		a	b	g	n	ac
2.4GHz	2.45GHz		20 Ch.12,13 : 7	19 Ch.11 :18 Ch.12 : 7 Ch.13 : 6	19 Ch.11 :17 Ch.12,13 : 5	
5 GHz (20MHz)	5200MHz	18			18	17
	5300MHz	18			18	17
	5500MHz	18 Ch.100 : 15			18 Ch.100 : 14	17 Ch.100 : 14
	5800MHz	18			18	17
5 GHz (40MHz)	5200MHz				17 Ch.38: 14	17 Ch.38: 14
	5300MHz				17 Ch. 62: 14	17 Ch. 62 : 14
	5500MHz				17 Ch.102: 14	17 Ch.102 : 14
	5800MHz				17	17
5 GHz (80MHz)	5210MHz					13
	5290MHz					13
	5500MHz					13 Ch.106 : 12
	5800MHz					13

(Upper Tolerance: target -1.5dB ~ +1.0 dB)

Reduced WLAN Power – RCV ON

Mode	Band	SISO				
		a	b	g	n	ac
2.4GHz	2.45GHz		12	12	12	
5 GHz (20MHz)	5200MHz	10			10	10
	5300MHz	10			10	10
	5500MHz	10			10	10
	5800MHz	10			10	10
5 GHz (40MHz)	5200MHz				10	10
	5300MHz				10	10
	5500MHz				10	10
	5800MHz				10	10
5 GHz (80MHz)	5200MHz					10
	5300MHz					10
	5500MHz					10
	5800MHz					10

(Upper Tolerance: target -1.5dB ~ +1.0 dB)

4.4.3 Maximum Bluetooth Power

Mode / Band		Modulated Average (dBm)
Bluetooth	1Mbps	16.0
	EDR	12.0
Bluetooth LE	2M Mbps	14.0
	1Mbps, 125/500Kbps	14.0

(Tolerance target: Upper +1.0dB, Lower -1.5dB)

4.4.4 RCV Reduced Bluetooth Power

Mode / Band		Modulated Average (dBm)
Bluetooth	1Mbps	8.0
	EDR	3.0
Bluetooth LE	2M Mbps	5.0
	1Mbps, 125/500Kbps	5.0

(Tolerance target: Upper +1.0dB, Lower -1.5dB)

4.5 LTE & NR Information

Item.		Description
Frequency Range	LTE Band 2 (PCS)	1 850.7 MHz ~ 1 909.3 MHz
	LTE Band 4 (AWS)	1 710.7 MHz ~ 1 754.3 MHz
	LTE Band 5 (Cell)	824.7 MHz ~ 848.3 MHz
	LTE Band 7	2 502.5 MHz ~ 2 567.5 MHz
	LTE Band 12	699.7 MHz ~ 715.3 MHz
	LTE Band 13	779.5 MHz ~ 784.5 MHz
	LTE TDD Band 48	3552.5 MHz ~ 3697.5 MHz
	LTE Band 66 (AWS)	1 710.7 MHz ~ 1 779.3 MHz
	NR Band n2 (PCS)	1 852.5 MHz ~ 1 907.5 MHz
	NR Band n5 (Cell)	826.5 MHz ~ 846.5 MHz
	NR Band n66 (AWS)	1 712.5 MHz ~ 1 777.5 MHz
	NR Band n77	3 705 MHz ~ 3 975 MHz
	NR Band n77 (DoD)	3 455.04 MHz ~ 3 544.98 MHz
Channel Bandwidths	LTE Band 2 (PCS)	1.4 MHz, 3 MHz, 5 MHz, 10 MHz, 15 MHz, 20 MHz
	LTE Band 4 (AWS)	1.4 MHz, 3 MHz, 5 MHz, 10 MHz, 15 MHz, 20 MHz
	LTE Band 5 (Cell)	1.4 MHz, 3 MHz, 5 MHz, 10 MHz
	LTE Band 7	5 MHz, 10 MHz, 15 MHz, 20 MHz
	LTE Band 12	1.4 MHz, 3 MHz, 5 MHz, 10 MHz
	LTE Band 13	5 MHz, 10 MHz
	LTE TDD Band 48	5 MHz, 10 MHz, 15 MHz, 20 MHz
	LTE Band 66 (AWS)	1.4 MHz, 3 MHz, 5 MHz, 10 MHz, 15 MHz, 20 MHz
	NR Band n2 (PCS)	5 MHz, 10 MHz, 15 MHz, 20 MHz
	NR Band n5 (Cell)	5 MHz, 10 MHz, 15 MHz, 20 MHz
	NR Band n66(AWS)	5 MHz, 10 MHz, 15 MHz, 20 MHz
	NR Band n77	10 MHz, 15 MHz 20 MHz, 25 MHz, 30 MHz, 40 MHz, 50 MHz, 60 MHz, 70 MHz,80 MHz, 90 MHz, 100 MHz
	NR Band n77 (DoD)	10 MHz, 15 MHz 20 MHz, 25 MHz, 30 MHz, 40 MHz, 50 MHz, 60 MHz, 70 MHz,80 MHz, 90 MHz, 100 MHz

Ch. No.& Freq.(MHz)		Low	Mid	High
LTE Band 2 (PCS)	1.4 MHz	1 850.7 (18607)	1 880.0 (18900)	1 909.3 (19193)
	3 MHz	1 851.5 (18615)	1 880.0 (18900)	1 908.5 (19185)
	5 MHz	1 852.5 (18625)	1 880.0 (18900)	1 907.5 (19175)
	10 MHz	1 855.0 (18650)	1 880.0 (18900)	1 905.0 (19150)
	15 MHz	1 857.5 (18675)	1 880.0 (18900)	1 902.5 (19125)
	20 MHz	1 860.0 (18700)	1 880.0 (18900)	1 900.0 (19100)
LTE Band 4 (AWS)	1.4 MHz	1 710.7 (19957)	1 732.5 (20175)	1 754.3 (20393)
	3 MHz	1 711.5 (19965)	1 732.5 (20175)	1 753.5 (20385)
	5 MHz	1 712.5 (19975)	1 732.5 (20175)	1 752.5 (20375)
	10 MHz	1 715.0 (20000)	1 732.5 (20175)	1 750.0 (20350)
	15 MHz	1 717.5 (20025)	1 732.5 (20175)	1 747.5 (20325)
	20 MHz	1 720.0 (20050)	1 732.5 (20175)	1 745.0 (20300)
LTE Band 5 (Cell)	1.4 MHz	824.7 (20407)	836.5 (20525)	848.3 (20643)
	3 MHz	825.5 (20415)	836.5 (20525)	847.5 (20635)
	5 MHz	826.5 (20425)	836.5 (20525)	846.5 (20625)
	10 MHz		836.5 (20525)	
LTE Band 7	5 MHz	2502.5 (20775)	2535 (21100)	2567.5 (21425)
	10 MHz	2505 (20800)	2535 (21100)	2565 (21400)
	15 MHz	2507.5 (20825)	2535 (21100)	2562.5 (21375)
	20 MHz	2510 (20850)	2535 (21100)	2560 (21350)

Ch. No.& Freq.(MHz)		Low	Mid	High
LTE Band 12	1.4 MHz	699.7 (23017)	707.5 (23095)	715.3 (23173)
	3 MHz	700.5 (23025)	707.5 (23095)	714.5 (23165)
	5 MHz	701.5 (23035)	707.5 (23095)	713.5 (23155)
	10 MHz		707.5 (23095)	
LTE Band 13	5 MHz	779.5 (23205)	782 (23230)	784.5 (23255)
	10 MHz		782 (23230)	
LTE Band 66 (AWS)	1.4 MHz	1 710.7 (131979)	1 745 (132322)	1 779.3 (132665)
	3 MHz	1 711.5 (131987)	1 745 (132322)	1 778.5 (132657)
	5 MHz	1 712.5 (131997)	1 745 (132322)	1 777.5 (132647)
	10 MHz	1 715.0 (132022)	1 745 (132322)	1 775.0 (132622)
	15 MHz	1 717.5 (132047)	1 745 (132322)	1 772.5 (132597)
	20 MHz	1 720.0 (132072)	1 745 (132322)	1 770.0 (132572)

LTE TDD Band 48	5 MHz	3 552.5(55265)	3 600.8(55748)	3 649.2(56232)	3 697.5(56715)
	10 MHz	3 555(55290)	3 601.7(55757)	3 648.3(56223)	3 695(56690)
	15 MHz	3 557.5(55315)	3 602.5(55765)	3 647.5(56215)	3 692.5(56665)
	20 MHz	3 560(55340)	3 603.3(55773)	3 646.7(56207)	3 690(56640)

UE Category	LTE Rel. 15, DL: Category 18, UL: Category 16
Modulations Supported in UL	QPSK, 16QAM, 64QAM, 256 QAM
LTE MPR Permanently implemented per 3GPP TS 36.101 section 6.2.3	Yes
A-MPR disabled for SAR Testing.	Yes
LTE Carrier Aggregation	This device supports Inter-band & Intra-band DL-link Carrier aggregations and intra-band UL-link Carrier aggregations. Detaled information of Down-Link CA are included in the Appendix.I and Technical Description document.
LTE Release information	This device does not support full CA features on 3GPP Release 15. It supports carrier aggregation, downlink MIMO. All other uplink communications are identical to the release 8 specifications. The following LTE Release 15 Features are not supported: Relay, Hetnet, Enhanced eICI, MDH, cross-carrier Scheduling, Enhanced SC-FDMA.

Ch. No.& Freq.(MHz)		Low / Low-Mid		Mid		Mid-High / High	
NR Band n2 (PCS)	5 MHz	1852.5 (370500)		1880 (376000)		1907.5 (381500)	
	10 MHz	1855 (371000)		1880 (376000)		1905 (381000)	
	15 MHz	1857.5 (371500)		1880 (376000)		1902.5 (380500)	
	20 MHz	1860 (372000)		1880 (376000)		1900 (380000)	
NR Band n5 (Cell)	5 MHz	826.5 (165300)		836.5 (167300)		846.5 (169300)	
	10 MHz			836.5 (167300)			
	15 MHz			836.5 (167300)			
	20 MHz			836.5 (167300)			
NR Band n66 (AWS)	5 MHz	1712.5 (342500)		1745 (349000)		1777.5 (355500)	
	10 MHz	1715 (343000)		1745 (349000)		1775 (355000)	
	15 MHz	1717.5 (343500)		1745 (349000)		1772.5 (354500)	
	20 MHz	1720 (344000)		1745 (349000)		1770 (354000)	
NR Band n77	10 MHz	3705 (647000)	3759 (650600)	3813(654200)	3867 (657800)	3921 (661400)	3975 (665000)
	15 MHz	3707.52(647168)	3760.5(650700)	3813.49(654232)	3866.5(657766)	3919.5(661300)	3972.48(664832)
	20 MHz	3710.01(647334)	3762 (650800)	3813.99(654266)	3866.01 (657734)	3918 (661200)	3969.99 (664666)
	25 MHz	3712.5 (647500)	3763.5 (650900)	3814.5 (654300)	3865.5 (657700)	3916.5 (661100)	3967.5 (664500)
	30 MHz	3715.02(647668)	3765 (651000)	3815.01(654334)	3864.99 (657666)	3915 (661000)	3964.98 (664232)
	40 MHz	3720 (648000)	3768 (651200)	3816 (654400)	3864 (657600)	3912 (660800)	3960 (664000)
	50 MHz	3725.01(648334)	3782.49 (652166)	3840 (656000)		3897.51 (659834)	3954.99 (663666)
	60 MHz	3730.02(648668)	3803.34(653556)			3876.66(658444)	3949.98 (663332)
	70 MHz	3735 (649000)	3804.99(654336)			3875.01(658334)	3945(663000)
	80 MHz	3740.01(649334)		3840 (656000)		3939.99 (662666)	
	90 MHz	3745.02(649668)		3840 (656000)		3934.98 (662332)	
	100 MHz	3750 (650000)		3840 (656000)		3930 (662000)	
NR Band n77 (DoD)	10 MHz	3455.04 (630336)		3500.01 (633334)		3544.98 (630332)	
	15 MHz	3457.53 (630502)		3500.01 (633334)		3542.49 (636166)	
	20 MHz	3460.02 (630668)		3500.01 (633334)		3540 (636000)	
	25 MHz	3462.51 (630834)		3500.01 (633334)		3537.51(635834)	
	30 MHz	3465 (631000)		3500.01 (633334)		3534.99 (635666)	
	40 MHz	3470.01 (631334)				3529.98 (635332)	
	50 MHz	3475.02 (631668)				3525 (635000)	
	60 MHz			3500.01 (633334)			
	70 MHz			3500.01 (633334)			
	80 MHz			3500.01 (633334)			
	90 MHz			3500.01 (633334)			
	100 MHz			3500.01 (633334)			

Item.	Description
NR Band n2/n5/n66 SCS	15 kHz
NR Band n77 SCS	30 kHz
3GPP Rel.	Rel.16
A-MPR disabled for SAR Testing.	Yes
5G NR UL/DL FR1	CP-OFDM: QPSK, 16QAM, 64QAM, 256QAM DFT-s-OFDM: π/2-BPSK(UL Only), QPSK, 16QAM, 64QAM, 256QAM
Non-Standalone & Standalone are supported. 5G NR FR1 Bands,except n30 are supported to NSA and SA Connectivity. n30 is only supported to SA connectivity More detailed specifications of the 5G NR bands are contained in the Technical description document.	
EN-DC Carrier Aggregation Possible Combinations	The technical description includes all the possible carrier aggregation combinations

4.6 DUT Antenna Locations

The overall dimensions of this device are > 9 X 5 cm. A diagram showing device antenna can be found in SAR_setup_photos. Since the diagonal dimension of this device is > 160 mm and < 200 mm, it is considered a "phablet".

This model allows users to exchange data or media files with other Bluetooth enabled devices using Bluetooth, which means they can connect to other Bluetooth enabled devices via Bluetooth tethering. Therefore, SAR test was performed for additional simultaneous transmissions.
Head and Bluetooth Tethering SAR were evaluated for BT BR tethering applications.

Mode	Antenna	Rear	Front	Left	Right	Bottom	Top
GSM/GPRS/EDGE 850	Main #1	Yes	Yes	Yes	Yes	Yes	No
GSM/GPRS/EDGE 1900	Main #1	Yes	Yes	Yes	Yes	Yes	No
UMTS Band 5	Main #1	Yes	Yes	Yes	Yes	Yes	No
UMTS Band 2	Main #1	Yes	Yes	Yes	Yes	Yes	No
LTE Band 2 (PCS)	Main #1	Yes	Yes	Yes	Yes	Yes	No
LTE Band 4 (AWS)	Main #1	Yes	Yes	Yes	Yes	Yes	No
LTE Band 5 (Cell)	Main #1	Yes	Yes	Yes	Yes	Yes	No
LTE Band 7	Main #2	Yes	Yes	Yes	No	Yes	No
LTE Band 12	Main #1	Yes	Yes	Yes	Yes	Yes	No
LTE Band 13	Main #1	Yes	Yes	Yes	Yes	Yes	No
LTE TDD Band 48	Sub #3	Yes	Yes	Yes	No	No	Yes
LTE Band 66 (AWS)	Main #1	Yes	Yes	Yes	Yes	Yes	No
NR Band n2	Main #1	Yes	Yes	Yes	Yes	Yes	No
NR Band n5	Main #1	Yes	Yes	Yes	Yes	Yes	No
NR Band n66	Main #1	Yes	Yes	Yes	Yes	Yes	No
NR Band n77	Sub #3	Yes	Yes	Yes	No	No	Yes
2.4 GHz WLAN	Sub #2	Yes	Yes	Yes	No	No	Yes
5 GHz WLAN	Sub #3	Yes	Yes	Yes	No	No	Yes
Bluetooth	Sub #2	Yes	Yes	Yes	No	No	Yes

Particular EUT edges were not required to be evaluated for Bluetooth Tethering and Hotspot SAR if the edges were > 25 mm from the transmitting antenna according to FCC KDB 941225 D06v02r01 on page 2.
The distance between the transmit antennas and the edges of the device are included in the filing.
- Note: All test configurations are based on front view position.

4.7 Near Field Communications (NFC) Antenna

This EUT has NFC operations. The NFC antenna is integrated into the device for this model. Therefore, all SAR tests were performed with the device which already incorporates the NFC antenna. A diagram showing the location of the NFC antenna can be found in SAR _ Setup_ photos.

4.8 SAR Summation Scenario

According to FCC KDB 447498 D01v06, transmitters are considered to be transmitting simultaneously when there is overlapping transmission, with the exception of transmissions during network hand-offs with maximum hand-off duration less than 30 seconds. Possible transmission paths for the EUT are shown below paths and are mode in same rectangle to indicate communication modes which share the same path. Modes which share the same transmission path cannot transmit simultaneously with one another.
This device contains multiple transmitters that may operate simultaneously, and therefore requires a simultaneous transmission analysis according to FCC KDB 447498 D01v06.

Simultaneous Transmission Scenarios				
Applicable Combination	Head	Body-Worn	Hotspot	Extremity
GSM Voice + 2.4 GHz WiFi	Yes	Yes	N/A	Yes
GSM Voice + 5 GHz WiFi	Yes	Yes	N/A	Yes
GSM Voice + Bluetooth	Yes^	Yes	N/A	Yes
GSM Voice + 5 GHz WiFi + Bluetooth	Yes^	Yes	N/A	Yes
GSMGPRS/EDGE + 2.4 GHz WiFi	Yes*	Yes	Yes	Yes
GSMGPRS/EDGE + 5 GHz WiFi	Yes*	Yes	Yes	Yes
GSMGPRS/EDGE + Bluetooth	Yes*^	Yes	Yes^	Yes
GSMGPRS/EDGE + 5 GHz WiFi + Bluetooth	Yes*^	Yes	Yes^	Yes
UMTS + 2.4 GHz WiFi	Yes	Yes	Yes	Yes
UMTS + 5 GHz WiFi	Yes	Yes	Yes	Yes
UMTS + Bluetooth	Yes^	Yes	Yes^	Yes
UMTS + 5 GHz WiFi + Bluetooth	Yes^	Yes	Yes^	Yes
LTE + 2.4 GHz WiFi	Yes*	Yes	Yes	Yes
LTE + 5 GHz WiFi	Yes*	Yes	Yes	Yes
LTE+ Bluetooth	Yes^	Yes	Yes^	Yes
LTE + 5 GHz WiFi + Bluetooth	Yes^	Yes	Yes^	Yes
LTE+ 5GNR	Yes	Yes	N/A	Yes
LTE+ 5GNR + 2.4 GHz WiFi	Yes*	Yes	Yes	Yes
LTE+ 5GNR + 5 GHz WiFi	Yes*	Yes	Yes	Yes
LTE+ 5GNR+ Bluetooth	Yes^	Yes	Yes^	Yes
LTE+ 5GNR + 5 GHz WiFi + Bluetooth	Yes^	Yes	Yes^	Yes
5GNR + 2.4 GHz WiFi	Yes*	Yes	Yes	Yes
5GNR + 5 GHz WiFi	Yes*	Yes	Yes	Yes
5GNR+ Bluetooth	Yes*^	Yes	Yes^	Yes
5GNR + 5 GHz WiFi + Bluetooth	Yes*^	Yes	Yes^	Yes

Note:
1. 2.4GHz WLAN and 2.4GHz Bluetooth cannot transmit simultaneously
2. The device does not support licensed bands simultaneously transmitting.
3. UMTS +WLAN scenario also represents the UMTS Voice/DATA + WLAN hotspot scenario.
4. VoIP is supported in GPRS/EDGE.
5. The highest reported SAR for each exposure condition is used for SAR summation purpose.
6. Wi-Fi Hotspot is supported for 2.4 GHz/ UNII-3 of 5 GHz WLAN.
7. This device supports Bluetooth tethering. ^ BluetoothTetheringis considered.
8. * Pre-installed VOIP applications areconsidered
9. Per the manufacturer, WIFI Direct is not expected to be used in conjunction with a held to ear or Body worn accessory voice call. Therefore, there are no simultaneous transmission scenarios involving WIFi Direct beyond that listed in the above table.

11.This device supports VOLTE.
12. This device supports VOWIFI
13. LTE + 5G NR FR2 n260 and n261 operations are possible under EN-DC mode only.
14. 5G NR FR1 and 5G NR FR 2 cannot transmit simultaneously

4.9 SAR Test Considerations

4.9.1 WiFi

Since wireless router operations are not allowed by the chipset firmware using U-NII-1, U-NII-2A & U-NII-2C WiFi, WiFi Hotspot SAR test and combinations are considered only 2.4 ㎓ and U-NII-3 for SAR with respected to wireless router configurations according to FCC KDB 941225 D06v02r01.

Since U-NII-1 and U-NII-2A bands have the same maximum output power and the highest reported SAR for U-NII-2A is less than 1.2 W/kg for 1g SAR and is less than 3.0 W/kg for 10g SAR, SAR is not required for U-NII-1 band according to FCC KDB 248227D01v02r02.

This device supports IEEE 802.11ac" with the following features:

a) Up to 80 ㎒ Bandwidth only for 5 GHz
b) Up to 20 ㎒ Bandwidth only for 2.4 GHz
c) No aggregate channel configurations
d) 1 Tx antenna output
e) TDWR and Band gap channels are supported for 5 GHz

Per FCC KDB Publication 648474 D04v01r03, this device is considered a "phablet" since the diagonal dimension is greater than 160mm and less than 200mm. Phablet SAR tests are required when wireless router mode does not apply or if wireless router 1g SAR > 1.2 W/kg. Because wireless router operations are not supported for U-NII-1, U-NII-2A & U-NII-2C WLAN, phablet SAR tests were performed. Phablet SAR was not evaluated for 2.4 GHz WIFI, 2.4 GHz Bluetooth, and U-NII-3 WLAN operations since wireless router 1g SAR was < 1.2 W/kg.

4.8.2Licensed Transmitter(s)

GSM/GPRS/EDGE DTM is not supported for US bands. Therefore, the GSM Voice modes in this report do not transmit simultaneously with GPRS/EDGE Data.

LTE SAR for the higher modulations and lower bandwidths were not tested since the maximum average output power of all required channels and configurations was not more than 0.5 dB higher than the highest bandwidth; and the reported LTE SAR for the highest bandwidth was less than 1.45 W/kg for all configurations according to FCC KDB 941225 D05v02r05.

Per FCC KDB 648474 D04v01r03, this device is considered a "Phablet" since the diagonal dimension is greater than 160 mm and less than 200 mm. Therefore, extremity SAR tests are required when wireless router mode does not apply or if wireless router 1g SAR >1.2 W/kg. When hotspot mode applies, 10g SAR required only for the surfaces and edges with hotspot mode scaled to the maximum output power (including tolerance) is 1g SAR > 1.2 W/kg.

This Device supports 64QAM and 256QAM on the uplink and 256QAM on the downlink for LTE Operations. Conducted powers for 64QAM and 256QAM uplink configurations were measured per section 5.1 of FCC KDB 941225 D05v02r05. SAR was not required for 64QAM or 256QAM since the highest maximum output power for 64QAM and 256QAM is ≤ 0.5dB higher than the same configuration in QPSK and the reported SAR for QPSK configuration is ≤1.45 W/Kg, per section 5.2.4 for FCC KDB941225 D05v02r05.

This device supports LTE capabilities with overlapping transmission frequency ranges. When the supported frequency range of LTE Band falls completely within an LTE Band with a larger transmission frequency range, both LTE bands have the same target power or the band with the larger transmission frequency range has a

higher target power and both LTE bands share the same transmission path and signal characteristics, SAR was only tested for the band with the larger transmission frequency range.

This device supports LTE Carrier Aggregation (CA) in the downlink. All uplink communications are identical to Release 8 specifications. Per FCC KDB publication 941225 D05A v01r02, SAR for LTE DL CA operations was not needed since the maximum average output power in LTE CA mode was not >0.25 dB higher than the maximum output power when downlink carrier aggregation was inactive.

This device supports downlink 4x4 MIMO operations for some LTE bands. Per Ma 2017 TCB Workshop Notes, SAR for 4x4 DL MIMO was not needed since the maximum output power with 4x4 DL MIMO inactive.
Additionally, SAR for 4x4 MIMO Downlink Carrier Aggregation mode was not more than 0.25dB higher than the maximum output power with 4x4 MIMO Downlink and downlink carrier aggregation inactive.

This device supports NSA(Non-standalone) and SA(Stand alone) connectivity for 5G NR FR1 Bands

This device supports NSA(Non-standalone) only for 5G FR2 Band n260 and n261.
RF Exposure assessment and simultaneous transmission analysis for these bands can be found in the PD Report.

This device is only capable of QPSK HSUPA in the uplink. Therefore, no additional SAR tests are required beyond that described for devices with HSUPA in KDB 941225 D01v03r01.

Per FCC KDB 941225 D01v03r01, 12.2 kbps RMC is the primary mode and HSPA (HSUPA/HSDPA with RMC) is the secondary mode.
Per FCC KDB 941225 D01v03r01, The SAR test exclusion is applied to the secondary mode by the following equation.

$$Adjusted\ \ SAR = Highest\ \ Reported\ \ SAR\ \ x\ \ \frac{Secondary\ \ Max\ \ tune-up\ \ (mW)}{Primary\ \ Max\ \ tune\ \ tune-up(mW)} \leq 1.2\ \ \mathrm{W/kg}.$$

Based on the highest Reported SAR, the secondary mode is not required.

Per FCC KDB 690783 1 D01 SAR Listings on Grants v01r03 and KDB 447498 D01 General RF Exposure Guidance v06 The SAR numbers listed must be consistent with the highest reported test results required by the published RF exposure KDB procedures. When the measured SAR is not at the maximum tune-up tolerance limit or maximum output power allowed for production units, the measured results are scaled to the maximum conditions to determine compliance; the scaled results are referred to as the reported SAR.

The Reported SAR = The Measured SAR x-$\frac{Maximum\ tune-up\ (mW)}{Measured\ Conducted\ Power(mW)}$

The Reported SAR for WLAN and Bluetooth

The Reported SAR = The Measured SAR x-$\frac{Maximum\ tune-up\ (mW)}{Measured\ Conducted\ Power(mW)}$ x Duty factor

5. Introduction

The FCC has adopted the guidelines for evaluating the environmental effects of radio frequency radiation in ET Docket 93-62 on Aug. 6, 1996 to protect the public and workers from the potential hazards of RF emissions due to FCC-regulated portable devices.

The safety limits used for the environmental evaluation measurements are based on the criteria published by the American National Standards Institute (ANSI) for localized specific absorption rate (SAR) in IEEE/ANSI C95.1-1992 Standard for Safety Levels with Respect to Human Exposure to Radio Frequency Electromagnetic Fields, 3 kHz to 300 ㎓. 1992 by the Institute of Electrical and Electronics Engineers, Inc., New York 10017. The measurement procedure described in IEEE/ANSI C95.3-1992 Recommended Practice for the Measurement of Potentially Hazardous Electromagnetic Fields - RF and Microwave is used for guidance in measuring SAR due to the RF radiation exposure from the Equipment Under Test (EUT). These criteria for SAR evaluation are similar to those recommended by the National Council on Radiation Protection and Measurements (NCRP) in Biological Effects and Exposure Criteria for Radio Frequency Electromagnetic Fields," NCRP Report No. 86 NCRP, 1986, Bethesda, MD 20814. SAR is a measure of the rate of energy absorption due to exposure to an RF transmitting source. SAR values have been related to threshold levels for potential biological hazards.

SAR Definition

Specific Absorption Rate (SAR) is defined as the time derivative of the incremental electromagnetic energy (d*W*) absorbed by (dissipated in) an incremental mass (d*m*) contained in a volume element (d*V*) of a given density (*r*). It is also defined as the rate of RF energy absorption per unit mass at a point in an absorbing body.

$$SAR = \frac{d}{d\ t}\left(\frac{d\ \ U}{d\ \ m}\right)$$

Figure 1. SAR Mathematical Equation
SAR is expressed in units of Watts per Kilogram (W/kg)

Where:
= conductivity of the tissue-simulant material (S/m)
= mass density of the tissue-simulant material (kg/㎥)
= Total RMS electric field strength (V/m)

NOTE: The primary factors that control rate of energy absorption were found to be the wavelength of the incident field in relations to the dimensions and geometry of the irradiated organism, the orientation of the organism in relation to the polarity of field vectors, the presence of reflecting surfaces, and whether conductive contact is made by the organism with a ground plane.

6. Description of test equipment

6.1 SAR MEASUREMENT SETUP

These measurements are performed using the DASY4 automated dosimetric assessment system. It is made by Schmid & Partner Engineering AG (SPEAG) in Zurich, Switzerland. It consists of high precision robotics system (Staubli), robot controller, Pentium III computer, near-field probe, probe alignment sensor, and the generic twin phantom containing the brain equivalent material. The robot is a six-axis industrial robot performing precise movements to position the probe to the location (points) of maximum electromagnetic field (EMF) (see Figure.2).

A cell controller system contains the power supply, robot controller, teach pendant (Joystick), and remote control, is used to drive the robot motors. The PC with Windows XP or Windows 7 is working with SAR Measurement system DASY4 & DASY5, A/D interface card, monitor, mouse, and keyboard. The Staubli Robot is connected to the cell controller to allow software manipulation of the robot. A data acquisition electronic (DAE) circuit performs the signal amplification, signal multiplexing, AD-conversion, offset measurements, mechanical surface detection, collision detection, etc. is connected to the Electro-optical coupler (EOC). The EOC performs the conversion from the optical into digital electric signal of the DAE and transfers data to the PC plug-in card.

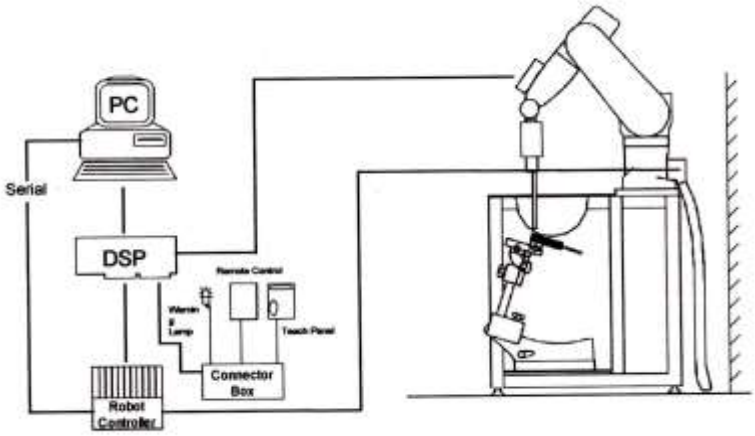

Figure 2. HCT SAR Lab. Test Measurement Set-up

The DAE consists of a highly sensitive electrometer-grade preamplifier with auto-zeroing, a channel and gain-switching multiplexer, a fast 16 bit AD-converter and a command decoder and control logic unit. Transmission to the PC-card is accomplished through an optical downlink for data and status information and an optical uplink for commands and clock lines. The mechanical probe mounting device includes two different sensor systems for frontal and sidewise probe contacts. They are also used for mechanical surface detection and probe collision detection. The robot uses its own controller with a built in VME-bus computer. The system is described in detail in.

7. SAR Measurement Procedure

The evaluation was performed using the following procedure compliant to FCC KDB Publication 865664 D01v01r04 and IEEE 1528-2013.

1. The SAR distribution at the exposed side of the head or body was measured at a distance no more than 5.0 mm from the inner surface of the shell. The area covered the entire dimension of the DUT's head and body area and the horizontal grid resolution was depending on the FCC KDB 865664 D01v01r04 table 4-1 & IEEE 1528-2013.

2. Based on step, the area of the maximum absorption was determined by sophisticated interpolations routines implemented in DASY software. When an Area Scan has measured all reachable point. DASY system computes the field maximal found in the scanned are, within a range of the maximum. SAR at this fixed point was measured and used as a reference value.

3. Around this point, a volume was assessed according to the measurement resolution and volume size requirements of FCC KDB 865664 D01v01r04 table 4-1 and IEEE 1528-2013. On the basis of this data set, the spatial peak SAR value was evaluated with the following procedure (reference from the DASY manual.)

   a. The data at the surface were extrapolated, since the center of the dipoles is no more than 2.7 mm away from the tip of the probe (it is different from the probe type) and the distance between the surface and the lowest measuring point is 1.2 mm. The extrapolation was based on a least square algorithm. A polynomial of the fourth order was calculated through the points in z-axes. This polynomial was then used to evaluate the points between the surface and the probe tip.

   b. The maximum interpolated value was searched with a straight-forward algorithm. Around this maximum the SAR values averaged over the spatial volumes (1 g or 10 g) were computed using the 3D-Spline interpolation algorithm. The 3D-spline is composed of three one-dimensional splines with the "Not a knot" condition (in x, y, and z directions. The volume was integrated with the trapezoidal algorithm. One thousand points (10 x 10 x 10) were interpolated to calculate the average.

   c. All neighboring volumes were evaluated until no neighboring volume with a higher average value was found.

4. The SAR reference value, at the same location as step 2, was re-measured after the zoom scan. If the value changed by more than 5 %, the SAR evaluation and drift measurements were repeated.

Area scan and zoom scan resolution setting follow KDB 865664 D01v01r04 quoted below.

			≤ 3 GHz	> 3 GHz
Maximum distance from closest measurement point (geometric center of probe sensors) to phantom surface			5±1 mm	·δ·ln(2)±0.5 mm
Maximum probe angle from probe axis to phantom surface normal at the measurement location			30°±1°	20°±1°
Maximumarea scanSpatial resolution: Δx_{Area}, Δy_{Area}			≤ 2 GHz: ≤15 mm 2-3 GHz: ≤12 mm	3-4 GHz: ≤12 mm 4-6 GHz: ≤10 mm
			When the x or y dimension of the test device, in the measurement plane orientation, is smaller than the above, the measurement resolution must be ≤ the corresponding x or y dimension of the test device with at least one measurement point on the test device.	
Maximum zoom scan Spatial resolution: Δx_{zoom}, Δy_{zoom}			≤ 2 GHz: ≤8mm 2-3 GHz: ≤5mm*	3-4 GHz: ≤5 mm* 4-6 GHz: ≤4 mm*
Maximum zoom scan Spatial resolution normal to phantom surface	uniform grid: $\Delta z_{zoom}(n)$		≤ 5 mm	3-4 GHz: ≤4 mm 4-5 GHz: ≤3 mm 5-6 GHz: ≤2 mm
	graded grid	$\Delta z_{zoom}(1)$: between1 st two Points closest to phantom surface	≤ 4 mm	3-4 GHz: ≤3 mm 4-5 GHz: ≤2.5 mm 5-6 GHz: ≤2 mm
		$\Delta z_{zoom}(n>1)$:between subsequent Points	$\leq 1.5 \cdot \Delta z_{zoom}(n-1)$	
Minimum zoom scan volume	x, y, z		≥ 30 mm	3-4 GHz: ≥28 mm 4-5 GHz: ≥25 mm 5-6 GHz: ≥22 mm

Note: δ is the penetration depth of a plane-wave at normal incidence to the tissue medium; see draft standard IEEE P1528-2011 for details.
* When zoom scan is required and the reported SAR from the area scan based 1-g SAR estimation procedures of KDB 447498 is ≤ 1.4 W/kg, ≤ 8 mm, ≤ 7 mm and ≤ 5 mm zoom scan resolution may be applied, respectively, for 2 GHz to 3 GHz, 3 GHz to 4 GHz and 4 GHz to 6 GHz.

8. Description of Test Position

8.1 EAR REFERENCE POINT

Figure 8-2 shows the front, back and side views of the SAM phantom. The center-of-mouth reference point is labeled “M”, the left ear reference point (ERP) is marked “LE”, and the right ERP is marked “RE.” Each ERP is on the B-M (back-mouth) line located 15 mm behind the entrance-to-ear-canal (EEC) point, as shown in Figure 6-1. The Reference Plane is defined as passing through the two ear reference point and point M. The line N-F (Neck-Front), also called the Reference Pivoting Line, is not perpendicular to the reference plane (See Figure 5-1), Line B-M is perpendicular to the N-F line. Both N-F and B-M lines are marked on the external phantom shell to facilitate handset positioning.

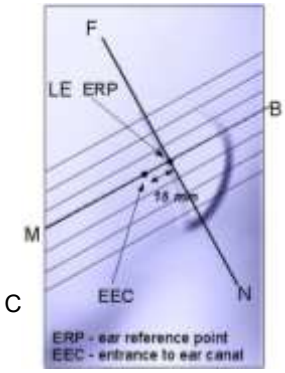

8.2 HANDSET REFERENCE POINTS

Two imaginary lines on the handset were established: the vertical centerline and the horizontal line. The device under test was placed in a normal operating position with the acoustic output located along the “vertical centerline” on the front of the device aligned to the “ear reference point”(see Figure 8-3). The acoustic output was than located at the same level as the center of the ear reference point. The device under test was positioned so that the “vertical centerline” was bisecting the front surface of the handset at its top and bottom edges, positioning the “ear reference point” on the outer surface of the both the left and right head phantoms on the ear reference point.

Figure 8-2
Front, back and side views of SAM Twin Phantom

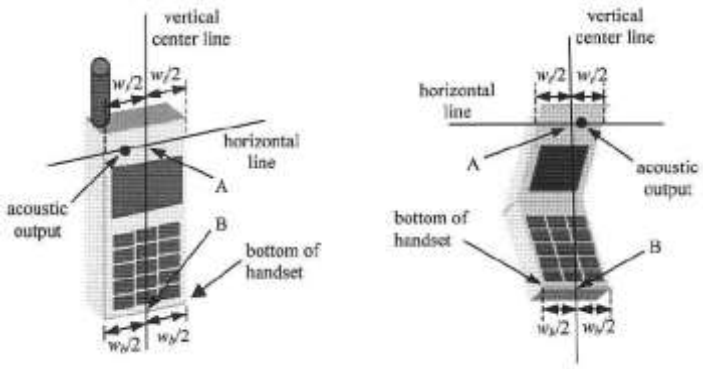

Figure 6-3. Handset vertical and horizontal reference lines

8.3 Device Holder

The device holder is made out of low-loss POM material having the following dielectric parameter; relative permittivity ε=3 and loss tangent σ =0.02.

8.4 Position for cheek

Figure 6.4. shows cheek or touch position. The reference points for the right ear (RE), left ear (LE), and mouth (M), which establish the Reference Plane for handset positioning, are indicated.

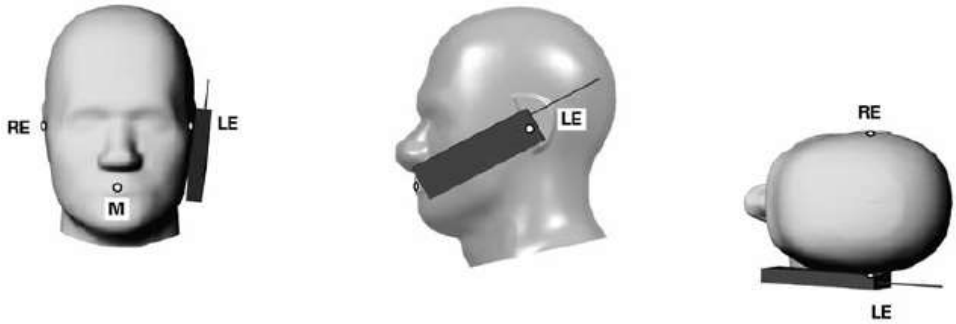

Figure 8.4 Cheek/ Touch position of the wireless device

8.5 Definition of the “tilted” position

Figure 6.5. shows tilted position. Place the device in the cheek position. Then while maintaining the orientation of the device, retract the device parallel to the reference plane far enough away from the phantom to enable a rotation of the device by 15°.

Figure 8.5. Tilt 15°position of the wireless device

8.6 Body-Worn Accessory Configurations

Body-worn operating configurations are tested with the belt-dips and holsters attached to the device and positioned against a flat phantom in a normal use configuration (see Figure 6-6). Per FCC KDB Publication 648474 D04v01r03 Body-worn accessory exposure is typically related to voice mode operations when handsets are carried in Body-worn accessories. The Body-worn accessory procedures in FCC KDB Publication 447498 D01v06 should be used to test for Body-worn accessory SAR compliance, without a headset connected to it.. When the reported SAR for a body- worn accessory, measured without a headset connected to the handset, is > 1.2 W/kg, the highest reported SAR configuration for that wireless mode and frequency band should be repeated for that body-worn accessory with a headset attached to the handset.

Figure 8-6
Sample Body-Worn Diagram

Accessories for Body-worn operation configurations are divided into two categories: those that do not contain metallic components and those that do contain metallic components. When multiple accessories that do not contain metallic components are supplied with the device, the device is tested with only the accessory that dictates the closest spacing to the body. Then multiple accessories that contain metallic components are tested with the device with each accessory. If multiple accessories share an identical metallic component (i.e. the same metallic belt-dip used with different holsters with no other metallic components) only the accessory that dictates the closest spacing to the body is tested.

8.7 Wireless Router Configurations

Some battery-operated handsets have the capability to transmit and receive user data through simultaneous transmission of WIFI simultaneously with a separate licensed transmitter. The FCC has provided guidance in FCC KDB Publication 941225 D06v02r01 where SAR test considerations for handsets (L x W≥9cmx5 cm) are based on *a* composite test separation distance of 10 mm from the front back and edges of the device containing transmitting antennas within 2.5 cm of their edges, determined from general mixed use conditions for this type of devices. Since the hotspot SAR results may overlap with the Body-worn accessory SAR requirements, the more conservative configurations can be considered, thus excluding some Body-worn accessory SAR tests.

When the user enables the personal wireless router functions for the handset actual operations include simultaneous transmission of both the WIFI transmitter and another licensed transmitter. Both transmitters often do not transmit at the same transmitting frequency and thus cannot be evaluated for SAR under actual use conditions due to the limitations of the SAR assessment probes. Therefore, SAR must be evaluated for each frequency transmission and mode separately and spatially summed with the WIFI transmitter according to FCC KDB Publication 447498 D01v06 publication procedures. The Portable Hotspot feature on the handset was NOT activated during SAR assessments, to ensure the SAR measurements were evaluated for a single transmission frequency RF signal at a time.

8.8 Extremity Exposure Configurations

Devices that are designed or intended for use on extremities or mainly operated in extremity only exposure conditions: i.e., hands, wrists, feet and ankles, may require extremity SAR evaluation. When the device also operates in close proximity to the user's body, SAR compliance for the body is also required. The 1-g body and 10-g extremity SAR Exclusion Thresholds found in KDB Publication 447498 D01v06 should be applied to determine SAR test requirements.

For smart phones with a display diagonal dimension > 15.0 cm or an overall diagonal dimension > 16.0 cm that provide similar mobile web access and multimedia support found in mini-tablets or UMPC mini-tablets that support voice calls next to the ear. the phablets procedures outlined in KDB Publication 648474 D04 v01r03 should be applied to evaluate SAR compliance. A device marketed as phablets, regardless of form factors and operating characteristics must be tested as a phablet to determine SAR compliance. In addition to the normally required head and body-worm accessory SAR test procedures required for handsets, the UMPC mini-tablet procedures must also be applied to test the SAR of all surfaces and edges with an antenna ≤25 mm from that surface or edge, in direct contact with the phantom, for 10-g SAR. The UMPC mini-tablet 1-g SAR at 5 mm is not required. When hotspot mode applies, 10-g SAR is required only for the surfaces and edges with hotspot mode scaled to the maximum output power (including tolerance) is 1-g SAR > 1.2 W/kg.

8.9 Additional Test Positions due to Proximity Conditions

This device uses a sensor to reduce output powers in extremity (hand-held) use conditions.

When the sensor detects a user is touching the device on or near to the antenna the device reduces the maximum allowed output power However, the proximity sensor is not active when the device is moved beyond the sensor triggering distance and the maximum output power is no longer limited. Therefore, an additional exposure condition is needed in the vicinity of the triggering distance to ensure SAR is compliant when the device is allowed to operate at a non-reduced output power level.

FCC KDB 616217 D04 v01r02 Section 6 was used as a guideline for selecting SAR test distances for this device at these additional exposure conditions. The smallest separation distance determined by the sensor triggering and sensor coverage for each applicable edge, minus 1 mm. was used as the test separation distance for SAR testing. Sensor triggering distance summary data is included in below table.

Wireless technologies	Position	§6.2 Triggering Distance	§6.3 Coverage	§6.4 Tilt Angle	Worst case distance for Phablet SAR
GSM1900/ UMTS B2 LTE B2/B4/B7/B66 NR n2/n66	Rear	12	N/A	N/A	11
	Front	8	N/A	N/A	7
	Bottom	14	N/A	N/A	13

8.10 Bluetooth tethering Configurations

Per May 2017 TCBC Workshop Documents When Bluetooth tethering applies, simultaneous transmission SAR needs consideration.

This model allows users to exchange data or media files with other Bluetooth enabled devices using Bluetooth, which means they can connect to other Bluetooth enabled devices via Bluetooth tethering.
Therefore, SAR test was performed for additional simultaneous transmissions.
Head and Bluetooth tethering SAR were evaluated for BT BR tethering applications.

9. RF Exposure Limits

HUMAN EXPOSURE	UNCONTROLLED ENVIRONMENT General Population (W/kg) or (mW/g)	CONTROLLED ENVIRONMENT Occupational (W/kg) or (mW/g)
SPATIAL PEAK SAR * (Partial Body)	1.6	8.0
SPATIAL AVERAGE SAR ** (Whole Body)	0.08	0.4
SPATIAL PEAK SAR *** (Hands / Feet / Ankle / Wrist)	4.0	20.0

NOTES:

* The Spatial Peak value of the SAR averaged over any 1 g of tissue (defined as a tissue volume in the shape of a cube) and over the appropriate averaging time.

** The Spatial Average value of the SAR averaged over the whole-body.

******* The Spatial Peak value of the SAR averaged over any 10 g of tissue (defined as a tissue volume in the shape of a cube) and over the appropriate averaging time.

Uncontrolled Environments are defined as locations where there is the exposure of individuals who have no knowledge or control of their exposure. The general population/uncontrolled exposure limits are applicable to situations in which the general public may be exposed or in which persons who are exposed as a consequence of their employment may not be mad fully aware of the potential for exposure or cannot exercise control over their exposure. Members of the general public would come under this category when exposure is not employment-related; for example, in the case of a wireless transmitter that exposes persons in its vicinity.

Controlled Environments are defined as locations where there is exposure that may be incurred by persons who are aware of the potential for exposure, (i.e.as a result of employment or occupation). In general, occupational/controlled exposure limits are applicable to situations in which persons are exposed as a consequence of their employment, who have been made fully aware of the potential for exposure and can exercise control over their exposure. This exposure category is also applicable when the exposure is of a transient nature due to incidental passage through a location where the exposure levels may be higher than the general population/uncontrolled limits, but the exposed person is fully aware of the potential for exposure and can exercise control over his or her exposure by leaving the area or by some other appropriate means.

10. FCC SAR General Measurement Procedures

Power Measurements for licensed transmitters are performed using a base simulator under digital average power.

10.1 Measured and Reported SAR

Per FCC KDB Publication 447498 D01v06, when SAR is not measured at the maximum power level allowed for production units, the results must be scaled to the maximum tune-up tolerance limit according to the power applied to the individual channels tested to determine compliance. For simultaneous transmission, the measured aggregate SAR must be scaled according to the sum of the differences between the maximum tune-up tolerance and actual power used to test each transmitter. When SAR is measured at or scaled to the maximum tune-up tolerance limit, the results are referred to as Reported SAR. The highest reported SAR results are identified on the grant of equipment authorization according to procedures in KDB 690783 D01v01r03.

10.2 3G SAR Test Reduction Procedure

10.2.1 GSM, GPRS AND EDGE

The following procedures may be considered for each frequency band to determine SAR test reduction for devices operating in GSM/GPRS/EDGE modes to demonstrate RF exposure compliance. GSM voice mode transmits with 1 time-slot. GPRS and EDGE may transmit up to 4 time slots in the 8 time-slot frame according to the multi-slot class implemented in a device.

10.2.2 SAR Test Reduction

In FCC KDB 941225 D01v03r01, certain transmission modes within a frequency band and wireless mode evaluated for SAR are defined as primary modes. The equivalent modes considered for SAR test reduction are denoted as secondary modes. When the maximum output power including tune-up tolerance specified for production units in a secondary mode is ≤ 0.25 dB higher than the primary mode or when the highest reported SAR of the primary mode, scaled by the ratio of specified maximum output power and tune-up tolerance of secondary to primary mode, is ≤ 1.2 W/kg, SAR measurements are not required for the secondary mode. These criteria are referred to as the 3G SAR test reduction procedure. When the 3G SAR test reduction procedure is not satisfied, SAR measurements are additionally required for the secondary mode.
SAR test reduction for GPRS and EDGE modes is determined by the source-based time-averaged output power specified for production units, including tune-up tolerance. The data mode with highest specified time-averaged output power should be tested for SAR compliance in the applicable exposure conditions. For modes with the same specified maximum output power and tolerance, the higher number time-slot configuration should be tested

10.2.3 Procedures Used to Establish RF Signal for SAR

The following procedures are according to FCC KDB 941225 D01v03r01-3G SAR Measurement Procedures.
The handset was placed into a simulated call using a base station simulator in a shielded chamber. Such test signals offer a consistent means for testing SAR and are recommended for evaluation SAR measurements were taken with a fully charged battery. In order to verify that the device was tested and maintained at full power, this was configured with the base station simulator. The SAR measurement Software calculates a reference point at the start and end of the test to Cheek for power drifts. If conducted Power deviations of more than 5 % occurred, the tests were repeated.

10.4 SAR Measurement Conditions for UMTS

10.4.1 Output Power Verification

Maximum output power is verified on the High, Middle and Low channels according to the general descriptions in sec. 5.2 of 3GPP TS 34.121, using the appropriate RMC with TPC (transmit power control) set to all “1s” or applying the required inner loop power control procedures to maintain maximum output power while HSUPA is active. Results for all applicable physical channel configurations (DPCCH, DPDCHn and spreading codes, HS-DPCCH etc) are tabulated in this test report. All configurations that are not supported by the DUT or cannot be measured due to technical or equipment limitations are identified.

10.4.2 Body SAR measurements

SAR for body exposure configurations is measured using the 12.2kbps RMC with the TPC bits all “1s”. the 3G SAR test reduction procedure is applied to other spreading codes and multiple DPDCHn configurations supported by the handset with 12.2 kbps RMC as the primary mode. Otherwise, SAR is measured using and applicable RMC configuration with the corresponding spreading code or DPDCHn, for the highest reported SAR configuration in 12.2kbps RMC.

10.4.3 SAR Measurements with Rel. 5 HSDPA

The 3G SAR test reduction procedure is applied to HSDPA body configurations with 12.2 kbps RMC as the primary mode. Otherwise, Body SAR for HSDPA is measured using and FRC with H-SET 1 in Sub-test and a 12.2 kbps RMC without HSDPA. Handsets with both HSDPA and HSUPA are tested according to release 6 HSPA test procedures. 8.4.5 SAR Measurement with Rel.6 HSUPA The 3G SAR test Reduction Procedure is applied to HSPA (HSUPA/HSDPA with RMC) body configurations with 12.2 kbps RMC as the primary mode. Otherwise, Body SAR for HSPA is measured with E-DCH Sub-test 5, Using H-Set 1 and QPSK for FRC and a 12.2kbps RMC configured in Test Loop Mode 1 and Power Control algorithm 2, according to the highest reported body SAR configuration in 12.2 kbps RMC without HSPA. When VOIP applies to head exposure, the 3G SAR test reduction procedure is applied with 12.2 kbps RMC as the primary mode; otherwise, the same HSPA configuration used for body SAR measurements are applied to head exposure testing.

10.4.4 SAR Measurements with Rel. 6 HSUPA

The 3G SAR test reduction procedure is applied to HSPA (HSUPA/HSDPA with RMC) body configurations with 12.2 kbps RMC as the primary mode. Otherwise, Body SAR for HSPA is measured with E-DCH Sub-test 5, using H-Set1 and QPSK for FRC and a 12.2 kbps RMC configured in Test Loop Mode 1 and power control algorithm 2, according to the highest reported body SAR configuration in 12.2 kbps RMC without HSPA.

10.4.5DC-HSDPA

SAR is required for Rel.8 DC-HSDPA when SAR is required for Rel.5 HSDPA; otherwise, the 3G SAR test reduction procedure is applied to DC-HSDPA with 12.2 kbps RMC as the primary mode. Power is measured for DC-HSDPA according to the H-Set 12, FRC configuration in table C.8.1.12 of 3GPP TS34.121-1 to determine SAR test reduction. Primary and secondary serving HS-DSCH Cell are required to perform the power measurement and for the results to be acceptable.

DC-HSDPA Configurations

- 3GPP specification TS 34.121-1 Release 8. was used for used for DC-HSDPA guidance.
- H-set 12(QPSK)was conformed to be used during DC-HSDPA measurements.

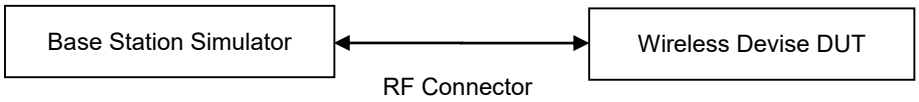

10.5 SAR Measurement Conditions for LTE

LTE modes are tested according to FCC KDB 941225 D05v02r05publication. Establishing connections with base station simulators ensure a consistent means for testing SAR and are recommended for evaluation SAR [4]. The R&S CMW500 or Anritsu MT8820C simulators are used for LTE output power measurements and SAR testing. Closed loop power control was used so the UE transmits with maximum output power during SAR testing. SAR tests were performed with the same number of RB and RB offsets transmitting on all TTI frames (maximum TTI).

10.5.1 Spectrum Plots for RB Configurations

A properly configured base station simulator was used for SAR tests and power measurements. Therefore, spectrum plots for RB configurations were not required to be included in this report.

10.5.2 MPR

MPR is permanently implemented for this device by the manufacturer. The specific manufacturer target MPR is indicated alongside the SAR results. MPR is enabled for this device, according to 3GPP TS36. 101 Section 6.2.3 – 6.2.5 under Table 6.2.3-1.

10.5.3 A-MPR

A-MPR (Additional MPR) has been disabled for all SAR tests by setting NS=01 on the base station simulator.

10.5.4 Required RB Size and RB offsets for SAR testing

According to FCC KDB 941225 D05v02r05

a. Per sec 4.2.1, SAR is required for QPSK 1 RB Allocation for the largest bandwidth
   i. The required channel and offset combination with the highest maximum output power is required for SAR.
   ii. When the reported SAR is ≤ 0.8 W/Kg, testing of the remaining RB offset configurations and required test channels is not required. Otherwise, SAR is required for the remaining required test channels using the RB offset configuration with highest output power for that channel.
   iii. When the reported SAR for a required test channel is > 1.45 W/kg, SAR is required for all RB offset configurations for that channel.
b. Per Sec 4.2.2, SAR is required for 50% RB allocation using the largest bandwidth following the same procedures outlined in Sec 4.2.1.
c. Per Sec. 4.2.3, QPSK SAR is not required for the 100% allocation when the highest maximum output power for the 100% allocation is less than the highest maximum output power of the 1 RB and 50% RB allocations and the reported SAR for the 1 RB and 50% RB allocations is < 0.8 W/kg.
d. Per Sec. 4.2.4 and 4.3, SAR test for higher order modulations and lower bandwidths configurations are not required when the conducted power of the required test configurations determined by Sec. 4.2.1 through 4.2.3 is less than or equal to 1/2 dB higher than the equivalent configuration using QPSK modulation and when the QPSK SAR for those configurations is < 1.45 W/Kg.

10.5.5 Downlink Carrier Aggregation

Conducted power measurements with LTE Carrier aggregation (CA) downlink only active are made in accordance to KDB publication 941225 D05Av01r02. The RRC connection is only handled by one cell, the primary component carrier (PCC) for downlink and uplink communications. After making a data connection to the PCC, the UE device adds secondary component carrier (SCC) on the downlink only. All uplink communications and acknowledgements remain identical to specifications when downlink carrier aggregation is inactive on the PCC. For every supported combination of downlink only carrier aggregation, additional conducted output Powers are measured with downlink carrier aggregation active for the configuration with highest measured maximum conducted power with the downlink carrier aggregation inactive measured among the channel bandwidth, modulation and RB combinations in each frequency band. Per FCC KDB Publication 941225 D05Av01r02, no SAR measurements are required for carrier aggregation configurations when the

average output power with downlink only carrier aggregation active is not more than 0.25dB higher than the average output power with downlink only carrier aggregation inactive.

10.5.7 LTE(TDD) Considerations

According to KDB 941225 D05v02r05, for Time-Division Duplex (TDD) systems, SAR must be tested using a fixed periodic duty factor according to the highest transmission duty factor implemented for the device and supported by the defined 3GPP LTE TDD configurations.
SAR was tested with the highest transmission duty factor (63.33 %) using Uplink-downlink configuration 0 and Special subframe configuration 6. LTE TDD Band 41 supports 3GPP TS 36.211 section 4.2 for Type 2 Frame and Table 4.2-2 for uplink-downlink configurations and Table 4.2-1 for Special sub frame configurations.

Table 4.2-1: Configuration of special subframe (lengths of DwPTS/GP/UpPTS)

Special subframe configuration	Normal cyclic prefix in downlink			Extended cyclic prefix in downlink		
	DwPTS	UpPTS		DwPTS	UpPTS	
		Normal cyclic prefix in uplink	Extended cyclic prefix in uplink		Normal cyclic prefix in uplink	Extended cyclic prefix in uplink
0	$6592 \cdot T_s$	$2192 \cdot T_s$	$2560 \cdot T_s$	$7680 \cdot T_s$	$2192 \cdot T_s$	$2560 \cdot T_s$
1	$19760 \cdot T_s$			$20480 \cdot T_s$		
2	$21952 \cdot T_s$			$23040 \cdot T_s$		
3	$24144 \cdot T_s$			$25600 \cdot T_s$		
4	$26336 \cdot T_s$			$7680 \cdot T_s$	$4384 \cdot T_s$	$5120 \cdot T_s$
5	$6592 \cdot T_s$	$4384 \cdot T_s$	$5120 \cdot T_s$	$20480 \cdot T_s$		
6	$19760 \cdot T_s$			$23040 \cdot T_s$		
7	$21952 \cdot T_s$			$12800 \cdot T_s$		
8	$24144 \cdot T_s$			-	-	-
9	$13168 \cdot T_s$			-	-	-

Calculated Duty Cycle – Extended cyclic prefix in uplink x (T_s) x no of S + no of U

Table 4.2-2: Uplink-downlink configurations.

Uplink-downlink configuration	Downlink-to-Uplink Switch-point periodicity	Subframe number									
		0	1	2	3	4	5	6	7	8	9
0	5 ms	D	S	U	U	U	D	S	U	U	U
1	5 ms	D	S	U	U	D	D	S	U	U	D
2	5 ms	D	S	U	D	D	D	S	U	D	D
3	10 ms	D	S	U	U	U	D	D	D	D	D
4	10 ms	D	S	U	U	D	D	D	D	D	D
5	10 ms	D	S	U	D	D	D	D	D	D	D
6	5 ms	D	S	U	U	U	D	S	U	U	D

Example for calculated Duty Cycle for Uplink-Downlink Configuration 0:
Calculated Duty Cycle = (5120 x (1/(15000 x 2048)) x 2 + 0.006)/0.01 = 63.33 %
Where
T_s = 1/(15000 x 2048) seconds

10.5.6 The Call Box Setup for LTE(TDD)

When you Want to Test for LTE TDD, Please Change Frame Structure TDD and TDD Uplink Downlink Configuration 0 and Special Subframe Configuration 6.

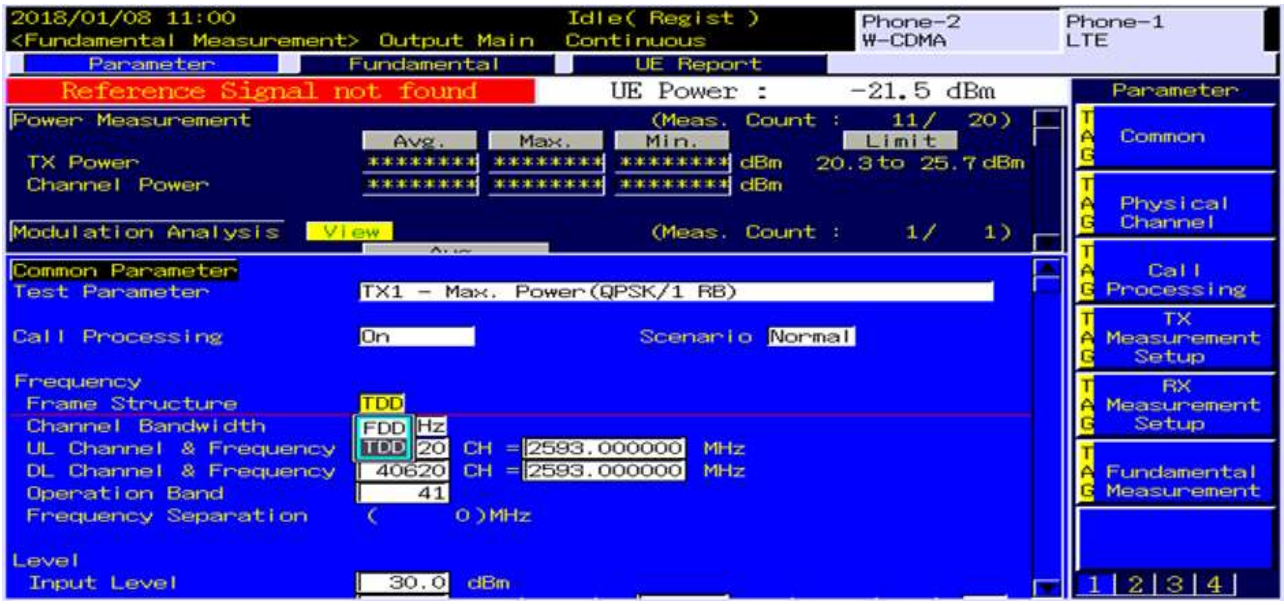

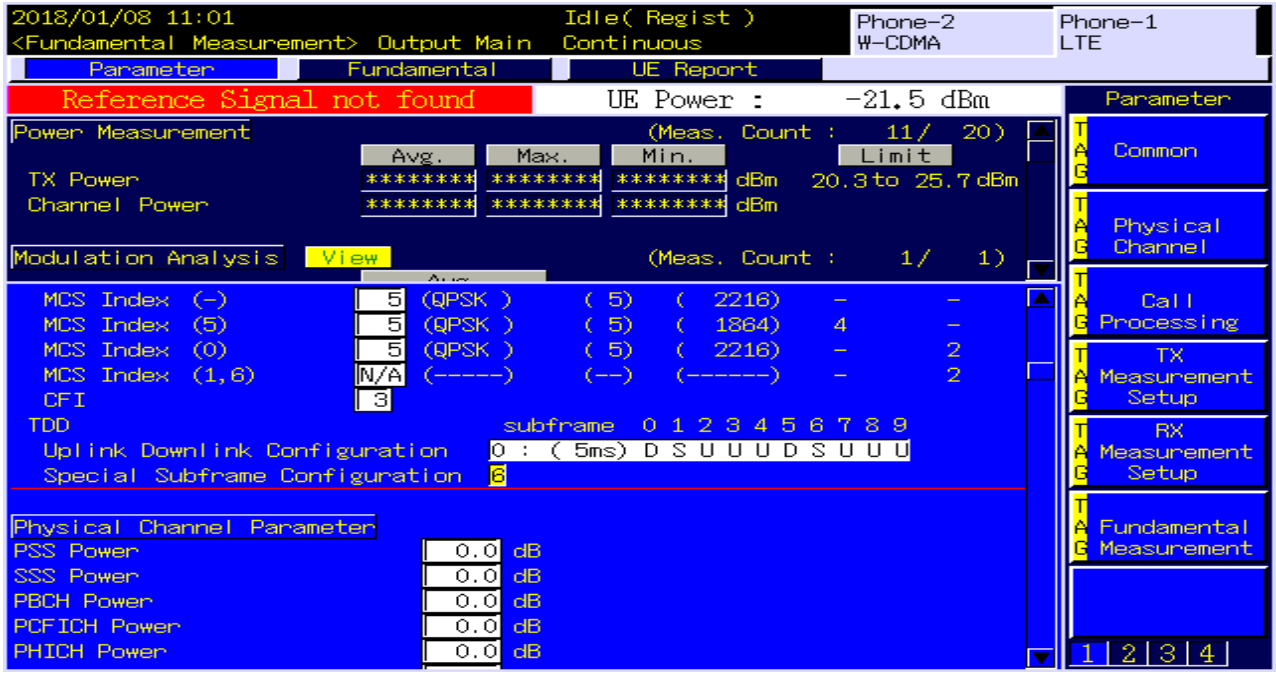

10.6 SAR Testing with 802.11 Transmitters

The normal network operating configurations of 802.11 transmitters are not suitable for SAR measurements. Unpredictable fluctuations in network traffic and antenna diversity conditions can introduce undesirable variations in SAR results. The SAR for these devices should be measured using chipset based test mode software to ensure the results are consistent and reliable. See KDB Publication 248227 D01v02r02 for more details.

10.6.1 General Device Setup

Chipset based test mode software is hardware dependent and generally varies among manufacturers. The device operating parameters established in test mode for SAR measurements must be identical to those programmed in production units, including output power levels, amplifier gain settings and other RF performance tuning parameters.
A periodic duty factor is required for current generation SAR system to measure SAR. When 802.11 frame gaps are accounted for in the transmission, a maximum transmission duty factor of 92-96% is typically achievable in most test mode configurations. A minimum transmission duty factor of 85% is required to avoid certain hardware and device implementation issues related to wide range SAR scaling. The reported SAR is scaled to 100% transmission duty factor to determine compliance at the maximum tune-up tolerance limit.

10.6.2 U-NII-1 and U-NII-2A

For devices that operate in both U-NII-1 and U-NII2A bands, when the same maximum output power is specified for both bands, SAR measurement using OFDM SAR test procedures is not required for U-NII-1 unless the highest reported SAR for U-NII-2A is > 1.2 W/kg for 1g SAR or > 3.0 W/kg for 10g SAR. When different maximum output powers are specified for the bands, SAR measurement for the U-NII band with the lower maximum output power is not required unless the highest reported SAR for the U-NII band with the higher maximum output power, adjusted by the ratio of lower to higher specified maximum output power for the two bands, is > 1.2 W/kg for 1g SAR or > 3.0 W/kg for 10g SAR.

10.6.3 U-NII-2C and U-NII-3

The frequency range covered by U-NII-2C and U-NII-3 is 380 MHz (5.47 GHz – 5.85 GHz), which requires a minimum of at least two SAR probe calibration frequency points to support SAR measurements. When Terminal Doppler Weather Radar (TDWR) restriction applies, the channels at 5.60 GHz – 5.65 GHz in U-NII-2C band must be disabled with acceptable mechanisms and documented in the equipment certification.
Unless band gap channels are permanently disabled, SAR must be considered for these channels.

10.6.4 Initial Test Position Procedure

For exposure conditions with multiple test positions, such as handset operating nest to the ear, devices with hotspot mode or UMPC mini-tablet, procedures for initial test position can be applied. Using the transmission mode determined by the DSSS procedure or initial test configuration, area scans are measured for all positions in an exposure condition. The test position with the highest extrapolated (peak) SAR is used as the initial test position. When reported SAR for the initial test position is ≤ 0.4 W/kg for 1g SAR and ≤ 1.0 W/kg for 10g SAR, no additional testing for the remaining test position is required. Otherwise, SAR is evaluated at the subsequent highest peak SAR positions until the reported SAR result is ≤ 0.8 W/kg for 1g SAR and ≤ 2.0 W/kg for 10g SAR or all test positions are measured.

10.6.5 2.4 GHz SAR test Requirements

SAR is measured for 2.4 GHz 802.11b DSSS using either the fixed test position or, when applicable, the initial test position procedure. SAR test reduction is determined according to the following:
1) When the reported SAR of the highest measured maximum output power channel for the exposure configuration is ≤ 0.8 W/kg, no further SAR testing is required for 802.11b DSSS is that exposure configuration.
2) When the reported SAR is > 0.8 W/kg, SAR is required for that position using the next highest measured output power channel. When any reported SAR is > 1.2 W/kg, SAR is required for the third channel; i.e., all channels require testing.

2.4 GHz 802.11 g/n OFDM are additionally evaluated for SAR if the highest reported SAR for 802.11b, adjusted by the ratio of the OFDM to DSSS specified maximum output power, is > 1.2 W/kg. When SAR is required for OFDM modes in 2.4 GHz band, the Initial Test Configuration Procedures should be followed.

10.6.6 OFDM Transmission Mode and SAR Test Channel Selection

For the 2.4 GHz and 5 GHz bands, when the same maximum output power was specified for multiple OFDM transmission mode configurations in a frequency band or aggregated band, SAR is measured using the configuration with the largest channel bandwidth, lowest order modulation and lowest data rate and lowest order 802.11 a/g/n/ac mode. When the maximum output power of a channel is the same for equivalent OFDM configurations; for example, 802.11a, 802.11n and 802.11 ac or 802.11g and 802.11n with the same channel bandwidth, modulation and data rate etc., the lower order 802.11 mode i.2., 802.11a, then 802.11n and 802.11ac or 802.11g then 802.11n, is used for SAR measurement. When the maximum output power are the same for multiple test channels, either according to the default or additional power measurement requirements, SAR is measured using the channel closest to the middle of the frequency band or aggregated band. When there are multiple channels with the same maximum output power, SAR is measured using the higher number channel.

10.6.7 Initial Test Configuration Procedure

For OFDM, in both 2.4 GHz and 5 GHz bands, an initial test configuration is determined for each frequency band and aggregated band, according to the transmission mode with the highest maximum output power specified for SAR measurements. When the same maximum output power is specified for multiple OFDM transmission mode configurations in a frequency band or aggregated band, SAR is measured using the configuration(s) with the largest channel bandwidth, lowest order modulation, and lowest data rate. If the average RF output powers of the highest identical transmission modes are within 0.25 dB of each other, mid channel of the transmission mode with highest average RF output power is the initial test channel. Otherwise, the channel of the transmission mode with the highest average RF output conducted power will be the initial test configuration.

When the reported SAR is ≤ 0.8 W/kg, no additional measurements on other test channels are required. Otherwise, SAR is evaluated using the subsequent highest average RF output channel until the reported SAR result is 1.2 W/kg or all channels are measured. When there are multiple untested channels having the same subsequent highest average RF output power, the channel with higher frequency from the lowest 802.11 mode is considered for SAR measurements.

10.6.8 Subsequent Test Configuration Procedures

For OFDM configurations in each frequency band and aggregated band, SAR is evaluated for initial test configuration using the fixed test position or the initial test position on procedure. When the highest reported SAR (for the initial test configuration), adjusted by the ratio of the specified maximum output power of the subsequent test configuration to initial test configuration, is ≤ 1.2 W/kg for 1g SAR and ≤ 3.0 W/kg for 10g SAR, no additional SAR tests for the subsequent test configurations are required.

11. Output Power Specifications

This device operates using the following maximum output power specifications. SAR values were scaled to the maximum allowed power to determine compliance per KDB publication 447498 D01v06.

Licensed bands

Test Description	Test Procedure Used
Conducted Output Power	- KDB 971168 D01 v03r01 - Section 5.2.4 - ANSI C63.26-2015 - Section 5.2.1 & 5.2.4.2

Test Overview

According to ANSI C63.26-2015 Section 5.2.1 when measuring the maximum RF output power from such devices, control over the EUT must be provided either through special test software (provided by manufacturer specifically for compliance testing, but not accessible by an end user) or through use of a base station emulator, communications test set, call box, or similar instrumentation that is capable of establishing a communications link with the EUT to enable control over variable parameters (e.g., output power, OBW, etc.).

In some cases, these instruments also include basic digital spectrum analyzer and/or power meter capabilities that can be utilized to measure the RF output power if the specified detectors and requirements can be realized and the measurement functions have been calibrated.

Test Procedure

1. The RF port of the EUT was connected to the Communication Tester via an RF cable.
2. Conducted average power was measured using a calibrated Radio Communication Tester.

Test setup

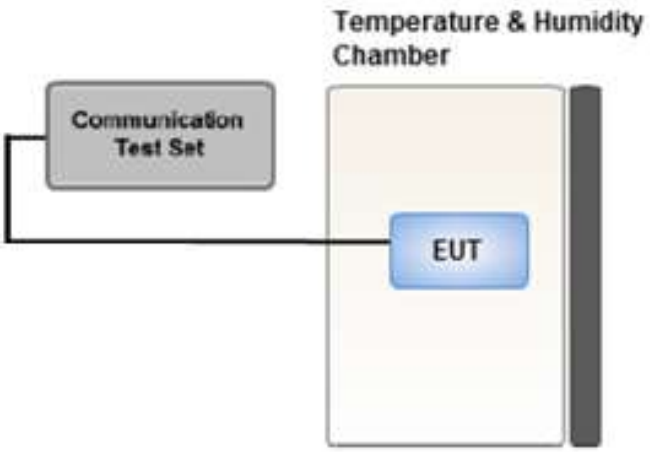

11.2 GSM

11.2.1 GSM Maximum Conducted Output Power

RSI = 0,1,2,3,4

Measured P_{max}

Mode / Band		Voice	GPRS(GMSK) Data – CS1(dBm)				EDGE Data (dBm)			
		GSM	GPRS 1 TX Slot	GPRS 2 TX Slot	GPRS 3 TX Slot	GPRS 4 TX Slot	EDGE 1 TX Slot	EDGE 2 TX Slot	EDGE 3 TX Slot	EDGE 4 TX Slot
Maximum		**33.50**	**33.50**	**30.50**	**29.00**	**27.50**	**27.50**	**25.00**	**23.50**	**21.30**
Nominal		**32.50**	**32.50**	**29.50**	**28.00**	**26.50**	**26.50**	**24.00**	**22.50**	**20.30**
GSM 850	128	31.12	32.16	30.08	28.33	26.81	26.72	24.23	22.84	20.31
	190	31.99	32.05	29.90	28.17	26.59	26.44	24.12	22.62	20.02
	251	31.89	31.91	29.52	28.17	26.55	26.36	23.71	22.53	19.81

GSM Conducted output powers (Burst-Average)

Mode / Band		Voice	GPRS(GMSK) Data – CS1(dBm)				EDGE Data (dBm)			
		GSM	GPRS 1 TX Slot	GPRS 2 TX Slot	GPRS 3 TX Slot	GPRS 4 TX Slot	EDGE 1 TX Slot	EDGE 2 TX Slot	EDGE 3 TX Slot	EDGE 4 TX Slot
Maximum		**24.47**	**24.47**	**24.48**	**24.74**	**24.49**	**18.47**	**18.98**	**19.24**	**18.29**
Nominal		**23.47**	**23.47**	**23.48**	**23.74**	**23.49**	**17.47**	**17.98**	**18.24**	**17.29**
GSM 850	128	22.09	23.13	24.06	24.07	23.80	17.69	18.21	18.58	17.30
	190	22.96	23.02	23.88	23.91	23.58	17.41	18.10	18.36	17.01
	251	22.86	22.88	23.50	23.91	23.54	17.33	17.69	18.27	16.80

GSM Conducted output powers (Frame-Average)

RSI = 0,1 2G Body-Worn, Phablet Max, Head SAR

Measured P_{max}

Mode / Band		Voice	GPRS(GMSK) Data – CS1(dBm)				EDGE Data (dBm)			
		GSM	GPRS 1 TX Slot	GPRS 2 TX Slot	GPRS 3 TX Slot	GPRS 4 TX Slot	EDGE 1 TX Slot	EDGE 2 TX Slot	EDGE 3 TX Slot	EDGE 4 TX Slot
Maximum		**30.50**	**30.50**	**27.50**	**25.30**	**24.50**	**26.50**	**24.00**	**22.50**	**21.00**
Nominal		**29.50**	**29.50**	**26.50**	**24.30**	**23.50**	**25.50**	**23.00**	**21.50**	**20.00**
GSM 1900	512	29.45	29.33	26.36	24.13	23.92	25.38	23.46	22.06	20.18
	661	29.41	29.39	26.31	24.27	23.26	25.46	23.34	21.78	19.87
	810	29.82	29.79	26.61	24.16	23.65	25.68	23.44	21.71	19.93

GSM Conducted output powers (Burst-Average)

Mode / Band		Voice	GPRS(GMSK) Data – CS1(dBm)				EDGE Data (dBm)			
		GSM	GPRS 1 TX Slot	GPRS 2 TX Slot	GPRS 3 TX Slot	GPRS 4 TX Slot	EDGE 1 TX Slot	EDGE 2 TX Slot	EDGE 3 TX Slot	EDGE 4 TX Slot
Maximum		**21.47**	**21.47**	**21.48**	**21.04**	**21.49**	**17.47**	**17.98**	**18.24**	**17.99**
Nominal		**20.47**	**20.47**	**20.48**	**20.04**	**20.49**	**16.47**	**16.98**	**17.24**	**16.99**
GSM 1900	512	20.42	20.30	20.34	19.87	20.91	16.35	17.44	17.80	17.17
	661	20.38	20.36	20.29	20.01	20.25	16.43	17.32	17.52	16.86
	810	20.79	20.76	20.59	19.90	20.64	16.65	17.42	17.45	16.92

GSM Conducted output powers (Frame-Average)

Note:

Time slot average factor is as follows:

1 Tx slot = 9.03 dB, Frame-Average output power = Burst-Average output power – 9.03 dB

2 Tx slot = 6.02 dB, Frame-Average output power = Burst-Average output power – 6.02 dB

3 Tx slot = 4.26 dB, Frame-Average output power = Burst-Average output power – 4.26 dB

4 Tx slot = 3.01 dB, Frame-Average output power = Burst-Average output power – 3.01 dB

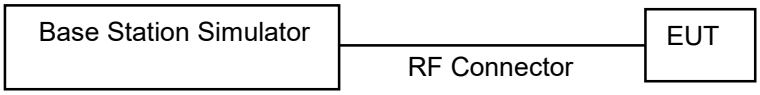

11.2.2 GSM Reduced Conducted Output Power (Hotspot mode activated)

Mode / Band		Voice	GPRS(GMSK) Data – CS1(dBm)				EDGE Data (dBm)			
		GSM	GPRS 1 TX Slot	GPRS 2 TX Slot	GPRS 3 TX Slot	GPRS 4 TX Slot	EDGE 1 TX Slot	EDGE 2 TX Slot	EDGE 3 TX Slot	EDGE 4 TX Slot
Maximum		**27.50**	**27.50**	**24.50**	**22.30**	**21.50**	**23.00**	**21.00**	**19.50**	**18.00**
Nominal		**26.50**	**26.50**	**23.50**	**21.30**	**20.50**	**22.00**	**20.00**	**18.50**	**17.00**
GSM 1900	512	26.19	26.25	23.91	21.05	21.20	22.46	20.05	18.06	17.75
	661	26.05	25.76	23.39	21.43	20.85	22.23	19.92	18.84	17.41
	810	26.09	25.89	23.83	21.84	20.99	22.32	20.06	18.95	17.69

GSM Conducted output powers (Burst-Average)

Mode / Band		Voice	GPRS(GMSK) Data – CS1(dBm)				EDGE Data (dBm)			
		GSM	GPRS 1 TX Slot	GPRS 2 TX Slot	GPRS 3 TX Slot	GPRS 4 TX Slot	EDGE 1 TX Slot	EDGE 2 TX Slot	EDGE 3 TX Slot	EDGE 4 TX Slot
Maximum		**18.47**	**18.47**	**18.48**	**18.04**	**18.49**	**13.97**	**14.98**	**15.24**	**14.99**
Nominal		**17.47**	**17.47**	**17.48**	**17.04**	**17.49**	**12.97**	**13.98**	**14.24**	**13.99**
GSM 1900	512	17.16	17.22	17.89	16.79	18.19	13.43	14.03	13.80	14.74
	661	17.02	16.73	17.37	17.17	17.84	13.20	13.90	14.58	14.40
	810	17.06	16.86	17.81	17.58	17.98	13.29	14.04	14.69	14.68

GSM Conducted output powers (Frame-Average)

Note:
Time slot average factor is as follows:
1 Tx slot = 9.03 dB, Frame-Average output power = Burst-Average output power – 9.03 dB
2 Tx slot = 6.02 dB, Frame-Average output power = Burst-Average output power – 6.02 dB
3 Tx slot = 4.26 dB, Frame-Average output power = Burst-Average output power – 4.26 dB
4 Tx slot = 3.01 dB, Frame-Average output power = Burst-Average output power – 3.01 dB

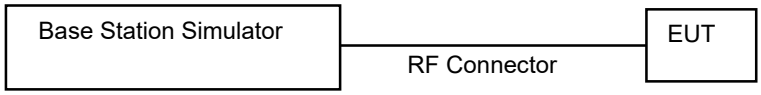

11.2.3 GSM Reduced Conducted Output Power (Grip / Ear jack Activated)

Mode / Band		Voice	GPRS(GMSK) Data – CS1(dBm)				EDGE Data (dBm)			
		GSM	GPRS 1 TX Slot	GPRS 2 TX Slot	GPRS 3 TX Slot	GPRS 4 TX Slot	EDGE 1 TX Slot	EDGE 2 TX Slot	EDGE 3 TX Slot	EDGE 4 TX Slot
Maximum		**27.50**	**27.50**	**24.50**	**22.30**	**21.50**	**23.00**	**21.00**	**19.50**	**18.00**
Nominal		**26.50**	**26.50**	**23.50**	**21.30**	**20.50**	**22.00**	**20.00**	**18.50**	**17.00**
GSM 1900	512	26.17	25.83	23.45	21.61	20.95	22.65	20.36	19.17	17.81
	661	26.01	25.61	23.65	21.77	21.12	22.31	19.93	18.74	17.14
	810	26.12	25.56	23.24	21.31	20.70	22.57	20.25	19.02	17.68

GSM Conducted output powers (Burst-Average)

Mode / Band		Voice	GPRS(GMSK) Data – CS1(dBm)				EDGE Data (dBm)			
		GSM	GPRS 1 TX Slot	GPRS 2 TX Slot	GPRS 3 TX Slot	GPRS 4 TX Slot	EDGE 1 TX Slot	EDGE 2 TX Slot	EDGE 3 TX Slot	EDGE 4 TX Slot
Maximum		**18.47**	**18.47**	**18.48**	**18.04**	**18.49**	**13.97**	**14.98**	**15.24**	**14.99**
Nominal		**17.47**	**17.47**	**17.48**	**17.04**	**17.49**	**12.97**	**13.98**	**14.24**	**13.99**
GSM 1900	512	17.14	16.80	17.43	17.35	17.94	13.62	14.34	14.91	14.80
	661	16.98	16.58	17.63	17.51	18.11	13.28	13.91	14.48	14.13
	810	17.09	16.53	17.22	17.05	17.69	13.54	14.23	14.76	14.67

GSM Conducted output powers (Frame-Average)

Note:
Time slot average factor is as follows:
1 Tx slot = 9.03 dB, Frame-Average output power = Burst-Average output power – 9.03 dB
2 Tx slot = 6.02 dB, Frame-Average output power = Burst-Average output power – 6.02 dB
3 Tx slot = 4.26 dB, Frame-Average output power = Burst-Average output power – 4.26 dB
4 Tx slot = 3.01 dB, Frame-Average output power = Burst-Average output power – 3.01 dB

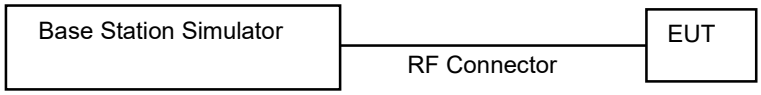

11.3 UMTS

HSPA+
This DUT is only capable of QPSK HSPA+ in uplink. Therefore, the RF conducted power is not measured according to 941225 D01v03r01 3G SAR.

11.3.1 UMTS Maximum Conducted Output Power

UMTS Band 5 Maximum Conducted Output Power (All RSI)

3GPP Release Version	Mode	3GPP 34.121	UMTS Band 5 [dBm]			3GPP MPR
		Subtest	UL4132 DL4357	UL4183 DL4408	UL4233 DL4458	
99	UMTS	12.2 kbps RMC	24.31	24.11	23.97	-
99		12.2 kbps AMR	24.23	24.06	23.91	-
5	HSDPA	Subtest 1	23.70	23.42	23.70	0
5		Subtest 2	23.66	23.33	23.40	0
5		Subtest 3	23.41	23.55	23.72	0.5
5		Subtest 4	23.50	23.35	23.67	0.5
6	HSUPA	Subtest 1	22.91	22.73	22.87	0
6		Subtest 2	22.93	22.75	23.06	1
6		Subtest 3	22.95	22.74	23.03	0
6		Subtest 4	22.91	22.73	23.02	1
6		Subtest 5	23.89	23.81	24.06	0
8	DC-HSDPA	Subtest1	23.39	23.36	23.35	0
8		Subtest2	23.36	23.37	23.31	0
8		Subtest3	23.35	23.31	23.21	0.5
8		Subtest4	23.36	23.30	23.26	0.5

UMTS Average Conducted output powers

UMTS Band 2 Maximum Conducted Output Power (RSI = 0,1)

3GPP Release Version	Mode	3GPP 34.121	UMTS Band 2 [dBm]			3GPP MPR
		Subtest	UL9262 DL9662	UL9400 DL9800	UL9538 DL9938	
99	UMTS	12.2 kbps RMC	24.63	24.65	24.50	-
99		12.2 kbps AMR	24.37	24.55	24.37	-
5	HSDPA	Subtest 1	24.09	24.20	24.44	0
5		Subtest 2	24.11	24.18	24.30	0
5		Subtest 3	23.82	24.11	24.06	0.5
5		Subtest 4	23.74	24.11	24.02	0.5
6	HSUPA	Subtest 1	23.05	22.99	23.52	0
6		Subtest 2	19.28	19.29	19.55	2
6		Subtest 3	22.97	22.96	23.32	0
6		Subtest 4	19.72	19.73	20.07	2
6		Subtest 5	24.20	24.21	24.49	0
8	DC-HSDPA	Subtest 1	23.91	23.94	23.82	0
8		Subtest2	23.88	23.92	23.55	0
8		Subtest3	23.85	23.90	23.41	0.5
8		Subtest4	23.84	23.88	23.42	0.5

UMTS Average Conducted output powers

DC-HSDPA Configurations

- 3GPP specification TS 34.121-1 Release 8. was used for used for DC-HSDPA guidance.
- H-set 12(QPSK)was conformed to be used during DC-HSDPA measurements.

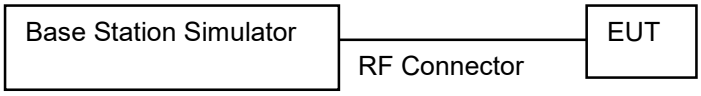

11.3.2 UMTS Reduced Conducted Output Power (Hotspot mode activated)

UMTS Band 2 Hotspot Back-off Power (RSI= 2)

3GPP Release Version	Mode	3GPP 34.121	UMTS Band 2 [dBm]			3GPP MPR
		Subtest	UL9262 DL9662	UL9400 DL9800	UL9538 DL9938	
99	UMTS	12.2 kbps RMC	21.35	21.41	21.48	-
99		12.2 kbps AMR	21.34	21.40	21.46	-
5	HSDPA	Subtest 1	21.27	21.24	21.29	0
5		Subtest 2	21.27	21.20	21.30	0
5		Subtest 3	21.33	21.18	21.34	0
5		Subtest 4	21.30	21.23	21.36	0
6	HSUPA	Subtest 1	19.98	19.97	20.27	0
6		Subtest 2	19.27	19.22	19.49	0
6		Subtest 3	19.91	19.87	20.37	0
6		Subtest 4	19.71	19.73	19.89	0
6		Subtest 5	20.78	20.25	20.77	0
8	DC-HSDPA	Subtest 1	20.92	20.92	21.20	0
8		Subtest2	20.97	20.88	21.15	0
8		Subtest3	20.95	20.91	21.20	0
8		Subtest4	20.91	20.87	21.21	0

UMTS Average Conducted output powers

DC-HSDPA Configurations

- 3GPP specification TS 34.121-1 Release 8. was used for used for DC-HSDPA guidance.
- H-set 12(QPSK) was conformed to be used during DC-HSDPA measurements.

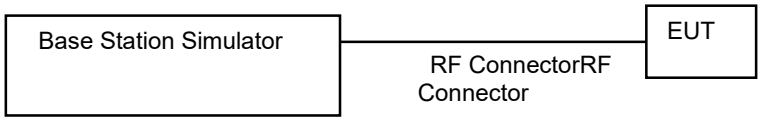

11.3.3 UMTS Reduced Conducted Output Power (Grip back Activated/ Ear jack Activated)

UMTS Band 2 Grip back-off Power(RSI= 3.4)

3GPP Release Version	Mode	3GPP 34.121	UMTS Band 2 [dBm]			3GPP MPR
		Subtest	UL9262 DL9662	UL9400 DL9800	UL9538 DL9938	
99	UMTS	12.2 kbps RMC	21.55	21.60	21.63	-
99		12.2 kbps AMR	21.27	21.35	21.33	-
5	HSDPA	Subtest 1	21.37	21.54	21.60	0
5		Subtest 2	21.49	21.57	21.61	0
5		Subtest 3	21.30	21.58	21.57	0.5
5		Subtest 4	21.51	21.55	21.49	0.5
6	HSUPA	Subtest 1	19.85	19.89	20.20	0
6		Subtest 2	19.11	19.27	19.51	0
6		Subtest 3	19.97	19.98	20.29	0
6		Subtest 4	19.60	19.63	19.94	0
6		Subtest 5	21.17	21.24	21.21	0
8	DC-HSDPA	Subtest 1	20.95	20.75	21.10	0
8		Subtest 2	20.92	20.93	21.18	0
8		Subtest 3	20.96	20.90	21.16	0.5
8		Subtest 4	20.98	20.92	21.17	0.5

- 3GPP specification TS 34.121-1 Release 8. was used for used for DC-HSDPA guidance.
- H-set 12(QPSK) was conformed to be used during DC-HSDPA measurements.

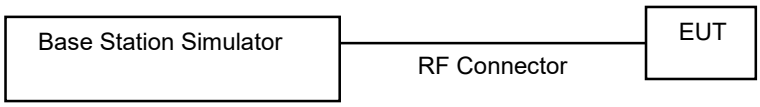

11.4 LTE Maximum Output Power

LTE B2/B4/B5/B7/B12/B13/B48/B66 at 20 ㎒ Bandwidth does not support three non-overlapping channels. Per KDB 941225 D05v02r05, when a device supports overlapping channel assignment in a channel bandwidth configuration, the mid channel of the group of overlapping channels should be selected for testing.

11.4.1 LTE Maximum Conducted Power

[LTE Band 2 Conducted Power RSI = 0,1]

LTE Band 2 _ 1.4 ㎒ Bandwidth

Bandwidth	Modulation	RB Size	RB Offset	Max. Average Power [dBm]			MPR Allowed Per 3GPP [dB]	MPR [dB]
				18607 Ch. 1850.7 ㎒	18900 Ch. 1880 ㎒	19193 Ch. 1909.3 ㎒		
1.4 ㎒	QPSK	1	0	23.22	23.37	23.70	0	0
		1	3	23.29	23.32	23.63	0	0
		1	5	23.37	23.47	23.83	0	0
		3	0	23.39	23.49	23.92	0	0
		3	1	23.45	23.53	23.80	0	0
		3	3	23.36	23.48	23.76	0	0
		6	0	22.53	22.56	22.77	0-1	1
	16QAM	1	0	22.60	22.80	22.62	0-1	1
		1	3	22.64	22.58	22.34	0-1	1
		1	5	22.70	22.73	21.98	0-1	1
		3	0	22.56	22.60	22.31	0-1	1
		3	1	22.54	22.57	22.21	0-1	1
		3	3	22.53	22.53	21.93	0-1	1
		6	0	21.58	21.62	21.25	0-2	2
	64QAM	1	0	21.66	21.62	21.51	0-2	2
		1	3	21.55	21.60	21.21	0-2	2
		1	5	21.63	21.59	21.01	0-2	2
		3	0	21.61	21.60	21.27	0-2	2
		3	1	21.59	21.56	21.21	0-2	2
		3	3	21.56	21.47	21.07	0-2	2
		6	0	20.59	20.56	19.61	0-3	3
	256QAM	1	0	19.68	19.67	19.42	0-5	4
		1	3	19.57	19.60	19.20	0-5	4
		1	5	19.64	19.58	19.05	0-5	4
		3	0	19.54	19.56	19.44	0-5	4
		3	1	19.52	19.54	19.39	0-5	4
		3	3	19.50	19.51	19.24	0-5	4
		6	0	18.50	18.56	18.35	0-5	5

LTE Band 2 _ 3 MHz Bandwidth

Bandwidth	Modulation	RB Size	RB Offset	Max. Average Power [dBm]			MPR Allowed Per 3GPP [dB]	MPR [dB]
				18615 Ch. 1851.5 MHz	18900 Ch. 1880 MHz	19185 Ch. 1908.5 MHz		
3 MHz	QPSK	1	0	23.26	23.36	23.39	0	0
		1	7	23.50	23.25	23.29	0	0
		1	14	23.45	23.24	23.32	0	0
		8	0	22.57	22.51	22.42	0-1	1
		8	3	22.55	22.45	22.47	0-1	1
		8	7	22.59	22.53	22.45	0-1	1
		15	0	22.62	22.52	22.22	0-1	1
	16QAM	1	0	22.57	22.68	22.48	0-1	1
		1	7	22.75	22.79	22.78	0-1	1
		1	14	22.69	22.75	21.95	0-1	1
		8	0	21.61	21.68	21.31	0-2	2
		8	3	21.61	21.60	21.06	0-2	2
		8	7	21.67	21.65	21.64	0-2	2
		15	0	21.58	21.60	21.97	0-2	2
	64QAM	1	0	21.81	21.67	21.76	0-2	2
		1	7	21.81	21.86	22.08	0-2	2
		1	14	21.87	21.64	21.37	0-2	2
		8	0	20.59	20.56	20.63	0-3	3
		8	3	20.60	20.52	20.43	0-3	3
		8	7	20.63	20.53	20.13	0-3	3
		15	0	20.57	20.56	20.52	0-3	3
	256QAM	1	0	19.51	19.77	19.84	0-5	4
		1	7	19.76	19.67	19.56	0-5	4
		1	14	19.64	19.77	19.06	0-5	4
		8	0	18.28	18.41	18.58	0-5	5
		8	3	18.34	18.42	18.60	0-5	5
		8	7	18.40	18.45	18.62	0-5	5
		15	0	18.43	18.52	18.60	0-5	5

LTE Band 2 _ 5 ㎒ Bandwidth

Bandwidth	Modulation	RB Size	RB Offset	Max. Average Power [dBm]			MPR Allowed Per 3GPP [dB]	MPR [dB]
				18625 Ch. 1852.5 ㎒	18900 Ch. 1880 ㎒	19175 Ch. 1907.5 ㎒		
5 ㎒	QPSK	1	0	23.44	23.44	23.56	0	0
		1	12	23.69	23.57	23.67	0	0
		1	24	23.57	23.52	23.26	0	0
		12	0	22.65	22.70	22.85	0-1	1
		12	6	22.70	22.77	22.50	0-1	1
		12	11	22.73	22.77	22.39	0-1	1
		25	0	22.73	22.74	22.31	0-1	1
	16QAM	1	0	22.91	23.05	23.17	0-1	1
		1	12	22.77	22.91	22.35	0-1	1
		1	24	22.90	22.87	22.16	0-1	1
		12	0	21.77	21.75	21.97	0-2	2
		12	6	21.76	21.83	21.68	0-2	2
		12	11	21.82	21.79	21.18	0-2	2
		25	0	21.73	21.79	21.67	0-2	2
	64QAM	1	0	21.91	21.87	22.12	0-2	2
		1	12	21.80	22.07	21.79	0-2	2
		1	24	21.90	21.96	21.59	0-2	2
		12	0	20.79	20.80	20.94	0-3	3
		12	6	20.79	20.80	20.96	0-3	3
		12	11	20.74	20.80	20.72	0-3	3
		25	0	20.75	20.76	20.95	0-3	3
	256QAM	1	0	19.71	19.91	19.97	0-5	4
		1	12	19.97	20.05	19.99	0-5	4
		1	24	19.90	19.82	19.26	0-5	4
		12	0	18.67	18.68	18.83	0-5	5
		12	6	18.64	18.72	18.86	0-5	5
		12	11	18.62	18.71	18.89	0-5	5
		25	0	18.64	18.69	18.81	0-5	5

LTE Band 2 _ 10 ㎒ Bandwidth

Bandwidth	Modulation	RB Size	RB Offset	Max. Average Power [dBm]			MPR Allowed Per 3GPP [dB]	MPR [dB]
				18650 Ch. 1855 ㎒	18900 Ch. 1880 ㎒	19150 Ch. 1905 ㎒		
10 ㎒	QPSK	1	0	23.19	23.39	23.50	0	0
		1	24	23.37	23.40	23.59	0	0
		1	49	23.40	23.33	23.72	0	0
		25	0	22.57	22.57	22.71	0-1	1
		25	12	22.64	22.60	22.76	0-1	1
		25	24	22.64	22.56	22.77	0-1	1
		50	0	22.66	22.62	22.81	0-1	1
	16QAM	1	0	22.89	22.78	22.86	0-1	1
		1	24	22.53	22.48	22.85	0-1	1
		1	49	22.48	22.82	22.34	0-1	1
		25	0	21.65	21.65	21.80	0-2	2
		25	12	21.72	21.64	21.84	0-2	2
		25	24	21.72	21.64	21.88	0-2	2
		50	0	21.70	21.67	21.84	0-2	2
	64QAM	1	0	21.78	21.85	22.10	0-2	2
		1	24	21.88	22.13	22.17	0-2	2
		1	49	21.85	21.86	21.88	0-2	2
		25	0	20.68	20.67	20.78	0-3	3
		25	12	20.67	20.63	20.79	0-3	3
		25	24	20.70	20.64	20.88	0-3	3
		50	0	20.78	20.70	20.86	0-3	3
	256QAM	1	0	19.63	19.89	19.90	0-5	4
		1	24	19.63	20.04	20.06	0-5	4
		1	49	19.82	19.83	19.61	0-5	4
		25	0	18.59	18.61	18.71	0-5	5
		25	12	18.59	18.59	18.74	0-5	5
		25	24	18.67	18.62	18.76	0-5	5
		50	0	18.61	18.61	18.71	0-5	5

LTE Band 2 _ 15 ㎒ Bandwidth

Bandwidth	Modulation	RB Size	RB Offset	Max. Average Power [dBm]			MPR Allowed Per 3GPP [dB]	MPR [dB]
				18675 Ch. 1857.5 ㎒	18900 Ch. 1880 ㎒	19125 Ch. 1902.5 ㎒		
15 ㎒	QPSK	1	0	23.24	23.23	23.29	0	0
		1	36	23.54	23.33	23.52	0	0
		1	74	23.45	23.21	23.65	0	0
		36	0	22.49	22.45	22.59	0-1	1
		36	18	22.58	22.48	22.64	0-1	1
		36	39	22.64	22.48	22.71	0-1	1
		75	0	22.54	22.46	22.66	0-1	1
	16QAM	1	0	22.75	22.45	22.77	0-1	1
		1	36	22.83	22.83	23.15	0-1	1
		1	74	22.62	22.68	21.17	0-1	1
		36	0	21.60	21.52	21.65	0-2	2
		36	18	21.65	21.56	21.72	0-2	2
		36	39	21.65	21.52	21.76	0-2	2
		75	0	21.63	21.52	21.67	0-2	2
	64QAM	1	0	21.73	21.67	21.89	0-2	2
		1	36	21.76	21.80	22.04	0-2	2
		1	74	21.03	21.76	21.33	0-2	2
		36	0	20.68	20.59	20.70	0-3	3
		36	18	20.69	20.58	20.75	0-3	3
		36	39	20.74	20.57	20.78	0-3	3
		75	0	20.60	20.51	20.62	0-3	3
	256QAM	1	0	19.64	19.81	19.59	0-5	4
		1	36	19.91	19.72	19.62	0-5	4
		1	74	19.90	19.59	19.48	0-5	4
		36	0	18.51	18.54	18.60	0-5	5
		36	18	18.53	18.50	18.62	0-5	5
		36	39	18.61	18.44	18.64	0-5	5
		75	0	18.54	18.51	18.60	0-5	5

LTE Band 2 _ 20 ㎒ Bandwidth

Bandwidth	Modulation	RB Size	RB Offset	Max. Average Power [dBm]			MPR Allowed Per 3GPP [dB]	MPR [dB]
				18700 Ch. 1860 ㎒	18900 Ch. 1880 ㎒	19100 Ch. 1900 ㎒		
20 ㎒	QPSK	1	0	23.22	23.30	23.43	0	0
		1	49	23.51	23.47	23.59	0	0
		1	99	23.26	23.26	22.35	0	0
		50	0	22.53	22.55	22.60	0-1	1
		50	25	22.66	22.61	22.74	0-1	1
		50	49	22.51	22.58	22.73	0-1	1
		100	0	22.60	22.56	22.67	0-1	1
	16QAM	1	0	22.71	21.98	22.56	0-1	1
		1	49	22.90	22.74	22.86	0-1	1
		1	99	22.53	22.40	21.96	0-1	1
		50	0	21.66	21.67	21.73	0-2	2
		50	25	21.75	21.66	21.78	0-2	2
		50	49	21.64	21.62	21.81	0-2	2
		100	0	21.66	21.63	21.71	0-2	2
	64QAM	1	0	21.71	21.25	21.86	0-2	2
		1	49	21.86	21.86	22.10	0-2	2
		1	99	21.98	21.58	21.52	0-2	2
		50	0	20.69	20.72	20.78	0-3	3
		50	25	20.77	20.73	20.81	0-3	3
		50	49	20.82	20.68	20.80	0-3	3
		100	0	20.66	20.60	20.74	0-3	3
	256QAM	1	0	19.60	19.66	19.70	0-5	4
		1	49	19.86	19.81	20.01	0-5	4
		1	99	19.78	19.66	19.09	0-5	4
		50	0	18.60	18.64	18.66	0-5	5
		50	25	18.72	18.64	18.66	0-5	5
		50	49	18.71	18.58	18.72	0-5	5
		100	0	18.62	18.58	18.67	0-5	5

[LTE Band 4 Conducted Power RSI = 0,1]

LTE Band 4 _ 1.4 ㎒ Bandwidth

Bandwidth	Modulation	RB Size	RB Offset	Max. Average Power [dBm]			MPR Allowed Per 3GPP [dB]	MPR [dB]
				19957 Ch. 1710.7 ㎒	20175 Ch. 1732.5 ㎒	20393 Ch. 1754.3 ㎒		
1.4 ㎒	QPSK	1	0	23.48	22.86	23.65	0	0
		1	3	23.45	22.88	23.57	0	0
		1	5	23.61	22.98	23.67	0	0
		3	0	23.49	23.00	23.72	0	0
		3	1	23.46	22.91	23.67	0	0
		3	3	23.61	22.93	23.65	0	0
		6	0	22.66	22.11	22.82	0-1	1
	16QAM	1	0	22.75	22.13	22.88	0-1	1
		1	3	22.61	22.12	22.81	0-1	1
		1	5	22.59	22.22	22.85	0-1	1
		3	0	22.57	22.06	22.77	0-1	1
		3	1	22.69	22.14	22.85	0-1	1
		3	3	22.63	22.17	22.87	0-1	1
		6	0	21.67	21.16	21.98	0-2	2
	64QAM	1	0	21.77	21.32	21.95	0-2	2
		1	3	21.53	21.18	21.94	0-2	2
		1	5	21.65	21.23	21.91	0-2	2
		3	0	21.62	21.07	21.80	0-2	2
		3	1	21.63	20.97	21.81	0-2	2
		3	3	21.60	21.14	21.81	0-2	2
		6	0	20.60	20.15	20.83	0-3	3
	256QAM	1	0	19.74	19.08	19.79	0-5	4
		1	3	19.56	19.15	19.70	0-5	4
		1	5	19.58	19.24	19.95	0-5	4
		3	0	19.63	19.06	19.88	0-5	4
		3	1	19.46	18.98	19.79	0-5	4
		3	3	19.58	19.15	19.89	0-5	4
		6	0	18.59	18.14	18.82	0-5	5

LTE Band 4 _ 3 MHz Bandwidth

Bandwidth	Modulation	RB Size	RB Offset	Max. Average Power [dBm]			MPR Allowed Per 3GPP [dB]	MPR [dB]
				19965 Ch. 1711.5 MHz	20175 Ch. 1732.5 MHz	20385 Ch. 1753.5 MHz		
3 MHz	QPSK	1	0	23.28	22.87	23.58	0	0
		1	7	23.30	22.82	23.45	0	0
		1	14	23.37	22.83	23.49	0	0
		8	0	22.52	22.02	22.73	0-1	1
		8	3	22.59	22.02	22.74	0-1	1
		8	7	22.56	22.07	22.78	0-1	1
		15	0	22.60	22.05	22.77	0-1	1
	16QAM	1	0	22.40	22.34	23.07	0-1	1
		1	7	22.37	22.19	22.85	0-1	1
		1	14	22.47	22.28	22.86	0-1	1
		8	0	21.59	21.09	21.78	0-2	2
		8	3	21.62	21.18	21.84	0-2	2
		8	7	21.64	21.22	21.81	0-2	2
		15	0	21.62	21.10	21.78	0-2	2
	64QAM	1	0	21.81	21.28	22.08	0-2	2
		1	7	21.70	21.15	22.09	0-2	2
		1	14	21.86	21.24	22.18	0-2	2
		8	0	20.59	20.08	20.79	0-3	3
		8	3	20.57	20.14	20.83	0-3	3
		8	7	20.56	20.16	20.85	0-3	3
		15	0	20.57	20.17	20.82	0-3	3
	256QAM	1	0	19.75	19.16	19.92	0-5	4
		1	7	19.68	19.11	19.62	0-5	4
		1	14	19.76	19.17	19.79	0-5	4
		8	0	18.41	17.91	18.63	0-5	5
		8	3	18.37	17.95	18.58	0-5	5
		8	7	18.44	17.95	18.57	0-5	5
		15	0	18.43	18.03	18.77	0-5	5

LTE Band 4 _ 5 ㎒ Bandwidth

Bandwidth	Modulation	RB Size	RB Offset	Max. Average Power [dBm]			MPR Allowed Per 3GPP [dB]	MPR [dB]
				19975 Ch. 1712.5 ㎒	20175 Ch. 1732.5 ㎒	20375 Ch. 1752.5 ㎒		
5 ㎒	QPSK	1	0	23.08	22.76	23.44	0	0
		1	12	22.99	22.79	23.48	0	0
		1	24	23.20	22.94	23.56	0	0
		12	0	22.50	22.02	22.72	0-1	1
		12	6	22.57	22.06	22.73	0-1	1
		12	11	22.63	22.08	22.76	0-1	1
		25	0	22.61	22.07	22.78	0-1	1
	16QAM	1	0	22.73	22.22	22.98	0-1	1
		1	12	22.73	22.15	22.90	0-1	1
		1	24	22.57	22.30	23.02	0-1	1
		12	0	21.57	21.16	21.83	0-2	2
		12	6	21.64	21.22	21.80	0-2	2
		12	11	21.65	21.16	21.83	0-2	2
		25	0	21.60	21.12	21.81	0-2	2
	64QAM	1	0	21.73	21.28	21.92	0-2	2
		1	12	21.84	21.28	21.84	0-2	2
		1	24	21.90	21.30	21.94	0-2	2
		12	0	20.56	20.16	20.77	0-3	3
		12	6	20.56	20.10	20.79	0-3	3
		12	11	20.57	20.18	20.82	0-3	3
		25	0	20.57	20.07	20.78	0-3	3
	256QAM	1	0	19.69	19.25	19.98	0-5	4
		1	12	19.47	19.19	19.92	0-5	4
		1	24	19.67	19.40	19.80	0-5	4
		12	0	18.48	18.10	18.77	0-5	5
		12	6	18.48	18.11	18.83	0-5	5
		12	11	18.45	18.07	18.75	0-5	5
		25	0	18.46	18.05	18.76	0-5	5

LTE Band 4 _ 10 ㎒ Bandwidth

Bandwidth	Modulation	RB Size	RB Offset	Max. Average Power [dBm]			MPR Allowed Per 3GPP [dB]	MPR [dB]
				20000 Ch. 1715 ㎒	20175 Ch. 1732.5 ㎒	20350 Ch. 1750 ㎒		
10 ㎒	QPSK	1	0	23.03	22.83	23.50	0	0
		1	24	23.27	22.88	23.52	0	0
		1	49	23.33	22.95	23.51	0	0
		25	0	22.43	22.05	22.77	0-1	1
		25	12	22.48	22.10	22.77	0-1	1
		25	24	22.55	22.15	22.78	0-1	1
		50	0	22.56	22.18	22.82	0-1	1
	16QAM	1	0	22.56	22.21	22.76	0-1	1
		1	24	22.52	22.00	22.65	0-1	1
		1	49	22.67	22.27	22.85	0-1	1
		25	0	21.51	21.07	21.79	0-2	2
		25	12	21.54	21.11	21.81	0-2	2
		25	24	21.59	21.17	21.83	0-2	2
		50	0	21.57	21.20	21.79	0-2	2
	64QAM	1	0	21.79	21.04	21.87	0-2	2
		1	24	21.55	21.36	21.96	0-2	2
		1	49	21.65	21.41	21.98	0-2	2
		25	0	20.45	20.07	20.77	0-3	3
		25	12	20.50	20.10	20.74	0-3	3
		25	24	20.51	20.11	20.80	0-3	3
		50	0	20.52	20.17	20.81	0-3	3
	256QAM	1	0	19.78	19.22	19.95	0-5	4
		1	24	19.77	19.28	19.90	0-5	4
		1	49	19.89	19.24	19.86	0-5	4
		25	0	18.41	18.03	18.75	0-5	5
		25	12	18.47	18.10	18.75	0-5	5
		25	24	18.48	18.12	18.85	0-5	5
		50	0	18.47	18.12	18.76	0-5	5

LTE Band 4 _ 15 ㎒ Bandwidth

Bandwidth	Modulation	RB Size	RB Offset	Max. Average Power [dBm]			MPR Allowed Per 3GPP [dB]	MPR [dB]
				20025 Ch. 1717.5 ㎒	20175 Ch. 1732.5 ㎒	20325 Ch. 1747.5 ㎒		
15 ㎒	QPSK	1	0	22.80	22.69	23.34	0	0
		1	36	22.82	22.81	23.44	0	0
		1	74	23.05	22.99	23.45	0	0
		36	0	22.34	22.03	22.64	0-1	1
		36	18	22.42	22.10	22.68	0-1	1
		36	39	22.49	22.15	22.71	0-1	1
		75	0	22.39	22.08	22.67	0-1	1
	16QAM	1	0	22.34	22.18	22.62	0-1	1
		1	36	22.46	22.38	22.71	0-1	1
		1	74	22.64	22.37	22.86	0-1	1
		36	0	21.40	21.07	21.61	0-2	2
		36	18	21.47	21.10	21.72	0-2	2
		36	39	21.49	21.18	21.71	0-2	2
		75	0	21.44	21.09	21.68	0-2	2
	64QAM	1	0	21.37	21.00	21.76	0-2	2
		1	36	21.45	21.35	21.86	0-2	2
		1	74	21.68	21.49	21.90	0-2	2
		36	0	20.44	20.10	20.69	0-3	3
		36	18	20.52	20.16	20.77	0-3	3
		36	39	20.52	20.22	20.79	0-3	3
		75	0	20.38	20.10	20.67	0-3	3
	256QAM	1	0	19.35	19.21	19.78	0-5	4
		1	36	19.52	19.16	19.85	0-5	4
		1	74	19.57	19.31	19.92	0-5	4
		36	0	18.28	18.03	18.60	0-5	5
		36	18	18.33	18.07	18.64	0-5	5
		36	39	18.40	18.13	18.67	0-5	5
		75	0	18.35	18.09	18.68	0-5	5

LTE Band 4 _ 20 MHz Bandwidth

Bandwidth	Modulation	RB Size	RB Offset	Max. Average Power [dBm]			MPR Allowed Per 3GPP [dB]	MPR [dB]
				20050ch.	20175 Ch.	20300 Ch.		
				1720 MHz	1732.5 MHz	1745 MHz		
20 MHz	QPSK	1	0	22.79	22.63	23.16	0	0
		1	49	22.88	22.90	23.39	0	0
		1	99	23.16	22.91	23.36	0	0
		50	0	22.16	22.04	22.57	0-1	1
		50	25	22.29	22.16	22.63	0-1	1
		50	49	22.36	22.20	22.66	0-1	1
		100	0	22.27	22.08	22.58	0-1	1
	16QAM	1	0	22.08	21.99	22.59	0-1	1
		1	49	22.47	22.24	22.79	0-1	1
		1	99	22.57	22.40	22.76	0-1	1
		50	0	21.25	21.08	21.55	0-2	2
		50	25	21.35	21.16	21.65	0-2	2
		50	49	21.39	21.18	21.63	0-2	2
		100	0	21.28	21.10	21.55	0-2	2
	64QAM	1	0	21.24	21.13	21.64	0-2	2
		1	49	21.61	21.21	21.82	0-2	2
		1	99	21.49	21.32	21.78	0-2	2
		50	0	20.27	20.10	20.55	0-3	3
		50	25	20.35	20.18	20.66	0-3	3
		50	49	20.38	20.22	20.71	0-3	3
		100	0	20.25	20.07	20.51	0-3	3
	256QAM	1	0	19.26	18.96	19.43	0-5	4
		1	49	19.34	19.16	19.63	0-5	4
		1	99	19.52	19.25	19.71	0-5	4
		50	0	18.20	18.01	18.49	0-5	5
		50	25	18.29	18.09	18.63	0-5	5
		50	49	18.33	18.14	18.66	0-5	5
		100	0	18.26	18.09	18.54	0-5	5

[LTE Band 5 Conducted Power RSI= 0,1,2,3,4]

LTE Band 5 _ 1.4 ㎒ Bandwidth

Bandwidth	Modulation	RB Size	RB Offset	Max. Average Power [dBm]			MPR Allowed Per 3GPP [dB]	MPR [dB]
				20407 Ch. 824.7 ㎒	20525 Ch. 836.5 ㎒	20643 Ch. 848.3 ㎒		
1.4 ㎒	QPSK	1	0	23.99	24.07	23.87	0	0
		1	3	23.96	24.08	23.96	0	0
		1	5	24.01	24.21	24.06	0	0
		3	0	24.03	24.14	23.95	0	0
		3	1	23.90	23.92	23.76	0	0
		3	3	23.96	24.18	24.03	0	0
		6	0	23.06	23.18	23.03	0-1	1
	16QAM	1	0	23.23	23.42	23.30	0-1	1
		1	3	23.24	23.41	23.11	0-1	1
		1	5	23.24	23.33	23.20	0-1	1
		3	0	23.07	23.22	23.21	0-1	1
		3	1	23.03	23.34	23.26	0-1	1
		3	3	23.13	23.17	23.14	0-1	1
		6	0	22.06	22.17	22.14	0-2	2
	64QAM	1	0	22.19	22.29	22.07	0-2	2
		1	3	22.24	22.32	22.09	0-2	2
		1	5	22.22	22.43	22.13	0-2	2
		3	0	22.16	22.23	22.08	0-2	2
		3	1	22.07	22.17	22.09	0-2	2
		3	3	22.04	22.15	21.99	0-2	2
		6	0	21.01	21.20	21.07	0-3	3
	256QAM	1	0	20.14	20.31	20.15	0-5	4
		1	3	20.06	20.03	19.99	0-5	4
		1	5	20.11	20.28	20.03	0-5	4
		3	0	20.06	20.17	20.05	0-5	4
		3	1	19.97	20.14	20.02	0-5	4
		3	3	20.05	20.15	20.07	0-5	4
		6	0	19.00	19.21	19.00	0-5	5

LTE Band 5 _ 3 ㎒ Bandwidth

Bandwidth	Modulation	RB Size	RB Offset	Max. Average Power [dBm]			MPR Allowed Per 3GPP [dB]	MPR [dB]
				20415 Ch. 825.5 ㎒	20525 Ch. 836.5 ㎒	20635 Ch. 847.5 ㎒		
3 ㎒	QPSK	1	0	24.18	24.06	23.95	0	0
		1	7	24.09	24.01	23.81	0	0
		1	14	24.02	23.97	23.85	0	0
		8	0	23.29	23.18	23.05	0-1	1
		8	3	23.32	23.25	23.11	0-1	1
		8	7	23.26	23.18	23.06	0-1	1
		15	0	23.26	23.23	23.06	0-1	1
	16QAM	1	0	23.58	23.49	23.41	0-1	1
		1	7	23.47	23.44	23.02	0-1	1
		1	14	23.60	23.50	23.14	0-1	1
		8	0	22.34	22.24	22.12	0-2	2
		8	3	22.38	22.22	22.13	0-2	2
		8	7	22.32	22.21	22.15	0-2	2
		15	0	22.27	22.25	22.03	0-2	2
	64QAM	1	0	22.44	22.56	22.39	0-2	2
		1	7	22.23	22.44	22.20	0-2	2
		1	14	22.36	22.53	22.09	0-2	2
		8	0	21.26	21.15	21.01	0-3	3
		8	3	21.19	21.14	21.01	0-3	3
		8	7	21.17	21.16	20.98	0-3	3
		15	0	21.23	21.13	21.05	0-3	3
	256QAM	1	0	20.45	20.29	20.22	0-5	4
		1	7	20.38	20.31	20.31	0-5	4
		1	14	20.32	20.39	20.31	0-5	4
		8	0	19.11	18.98	18.86	0-5	5
		8	3	19.06	19.00	18.85	0-5	5
		8	7	19.08	19.03	18.84	0-5	5
		15	0	19.16	19.12	18.95	0-5	5

LTE Band 5 _ 5 MHz Bandwidth

Bandwidth	Modulation	RB Size	RB Offset	Max. Average Power [dBm]			MPR Allowed Per 3GPP [dB]	MPR [dB]
				20425 Ch. 826.5 MHz	20525 Ch. 836.5 MHz	20625 Ch. 846.5 MHz		
5 MHz	QPSK	1	0	24.10	24.00	23.89	0	0
		1	12	24.08	23.99	23.79	0	0
		1	24	24.15	24.07	23.95	0	0
		12	0	23.32	23.23	23.11	0-1	1
		12	6	23.28	23.20	23.08	0-1	1
		12	11	23.28	23.23	23.10	0-1	1
		25	0	23.26	23.19	23.00	0-1	1
	16QAM	1	0	23.54	23.50	23.35	0-1	1
		1	12	23.36	23.48	23.05	0-1	1
		1	24	23.23	23.56	23.35	0-1	1
		12	0	22.32	22.20	22.10	0-2	2
		12	6	22.29	22.19	22.09	0-2	2
		12	11	22.27	22.26	22.06	0-2	2
		25	0	22.24	22.20	22.05	0-2	2
	64QAM	1	0	22.61	22.41	22.22	0-2	2
		1	12	22.31	22.25	22.16	0-2	2
		1	24	22.41	22.31	22.27	0-2	2
		12	0	21.30	21.18	21.09	0-3	3
		12	6	21.25	21.17	21.03	0-3	3
		12	11	21.28	21.22	21.06	0-3	3
		25	0	21.23	21.18	21.06	0-3	3
	256QAM	1	0	20.36	20.50	20.20	0-5	4
		1	12	20.36	20.38	20.13	0-5	4
		1	24	20.34	20.38	20.16	0-5	4
		12	0	19.23	19.12	19.00	0-5	5
		12	6	19.19	19.09	19.00	0-5	5
		12	11	19.20	19.08	19.01	0-5	5
		25	0	19.20	19.14	19.02	0-5	5

LTE Band 5 _ 10 ㎒ Bandwidth

Bandwidth	Modulation	RB Size	RB Offset	Max. Average Power [dBm] 20525 Ch. 836.5 ㎒	MPR Allowed Per 3GPP [dB]	MPR [dB]
10 ㎒	QPSK	1	0	24.14	0	0
		1	24	24.13	0	0
		1	49	24.08	0	0
		25	0	23.30	0-1	1
		25	12	23.27	0-1	1
		25	24	23.21	0-1	1
		50	0	23.27	0-1	1
	16QAM	1	0	23.50	0-1	1
		1	24	23.43	0-1	1
		1	49	23.47	0-1	1
		25	0	22.30	0-2	2
		25	12	22.29	0-2	2
		25	24	22.28	0-2	2
		50	0	22.26	0-2	2
	64QAM	1	0	22.54	0-2	2
		1	24	22.41	0-2	2
		1	49	22.37	0-2	2
		25	0	21.27	0-3	3
		25	12	21.26	0-3	3
		25	24	21.26	0-3	3
		50	0	21.28	0-3	3
	256QAM	1	0	20.36	0-5	4
		1	24	20.35	0-5	4
		1	49	20.37	0-5	4
		25	0	19.25	0-5	5
		25	12	19.27	0-5	5
		25	24	19.28	0-5	5
		50	0	19.25	0-5	5

[LTE Band 7 Conducted Power RSI= 0,1]

LTE Band 7 _ 5 ㎒ Bandwidth

Bandwidth	Modulation	RB Size	RB Offset	Max. Average Power [dBm]			MPR Allowed Per 3GPP [dB]	MPR [dB]
				20775 Ch. 2502.5 ㎒	21100 Ch. 2535 ㎒	21425 Ch. 2567.5 ㎒		
5 ㎒	QPSK	1	0	22.29	22.35	22.80	0	0
		1	12	22.31	22.28	22.65	0	0
		1	24	22.26	22.29	22.76	0	0
		12	0	21.65	21.50	21.91	0-1	1
		12	6	21.61	21.44	21.89	0-1	1
		12	11	21.67	21.48	21.92	0-1	1
		25	0	21.76	21.55	22.03	0-1	1
	16QAM	1	0	21.92	21.64	22.29	0-1	1
		1	12	22.21	21.56	22.15	0-1	1
		1	24	21.96	21.47	21.99	0-1	1
		12	0	20.73	20.49	20.93	0-2	2
		12	6	20.68	20.53	20.93	0-2	2
		12	11	20.76	20.47	20.89	0-2	2
		25	0	20.85	20.57	21.03	0-2	2
	64QAM	1	0	20.92	20.70	21.18	0-2	2
		1	12	20.99	20.68	21.20	0-2	2
		1	24	21.02	20.69	21.13	0-2	2
		12	0	19.73	19.56	19.96	0-3	3
		12	6	19.78	19.54	19.98	0-3	3
		12	11	19.78	19.57	19.96	0-3	3
		25	0	19.92	19.66	20.11	0-3	3
	256QAM	1	0	18.92	18.86	19.17	0-5	4
		1	12	18.99	18.96	19.01	0-5	4
		1	24	18.93	18.89	19.12	0-5	4
		12	0	17.86	17.71	18.05	0-5	5
		12	6	17.93	17.65	18.15	0-5	5
		12	11	17.92	17.68	18.05	0-5	5
		25	0	18.05	17.85	18.17	0-5	5

LTE Band 7_ 10 ㎒ Bandwidth

Bandwidth	Modulation	RB Size	RB Offset	Max. Average Power [dBm]			MPR Allowed Per 3GPP [dB]	MPR [dB]
				20800 Ch. 2505 ㎒	21100 Ch. 2535 ㎒	21400 Ch. 2565 ㎒		
10 ㎒	QPSK	1	0	22.39	22.32	22.27	0	0
		1	24	22.43	22.35	22.28	0	0
		1	49	22.36	22.22	22.39	0	0
		25	0	21.80	21.59	21.82	0-1	1
		25	12	21.84	21.55	21.79	0-1	1
		25	24	21.84	21.55	21.82	0-1	1
		50	0	21.86	21.56	21.86	0-1	1
	16QAM	1	0	21.88	21.68	21.80	0-1	1
		1	24	22.18	21.86	22.05	0-1	1
		1	49	21.88	21.63	21.64	0-1	1
		25	0	20.89	20.61	20.88	0-2	2
		25	12	20.87	20.58	20.91	0-2	2
		25	24	20.90	20.59	20.88	0-2	2
		50	0	20.90	20.62	20.92	0-2	2
	64QAM	1	0	20.88	20.75	21.05	0-2	2
		1	24	20.97	20.82	20.90	0-2	2
		1	49	20.89	20.72	20.91	0-2	2
		25	0	19.90	19.67	20.01	0-3	3
		25	12	19.94	19.69	20.03	0-3	3
		25	24	19.96	19.61	20.01	0-3	3
		50	0	20.03	19.73	20.05	0-3	3
	256QAM	1	0	19.00	18.79	19.07	0-5	4
		1	24	19.27	18.72	19.29	0-5	4
		1	49	19.09	18.79	19.10	0-5	4
		25	0	18.08	17.90	18.16	0-5	5
		25	12	18.10	17.85	18.17	0-5	5
		25	24	18.15	17.89	18.16	0-5	5
		50	0	18.14	17.93	18.28	0-5	5

LTE Band 7 _ 15 MHz Bandwidth

Bandwidth	Modulation	RB Size	RB Offset	Max. Average Power [dBm]			MPR Allowed Per 3GPP [dB]	MPR [dB]
				20825 Ch. 2507.5 MHz	21100 Ch. 2535 MHz	21375 Ch. 2562.5 MHz		
15 MHz	QPSK	1	0	23.00	22.75	22.85	0	0
		1	36	22.77	22.30	22.66	0	0
		1	74	22.78	22.19	22.58	0	0
		36	0	21.97	21.59	21.98	0-1	1
		36	18	21.97	21.57	21.94	0-1	1
		36	39	21.96	21.52	21.88	0-1	1
		75	0	21.93	21.58	21.91	0-1	1
	16QAM	1	0	21.79	21.77	22.01	0-1	1
		1	36	21.89	21.77	22.10	0-1	1
		1	74	21.84	21.46	21.89	0-1	1
		36	0	20.88	20.61	20.88	0-2	2
		36	18	20.88	20.54	20.93	0-2	2
		36	39	20.93	20.50	20.84	0-2	2
		75	0	20.92	20.58	20.94	0-2	2
	64QAM	1	0	20.95	20.82	21.19	0-2	2
		1	36	20.84	20.78	21.04	0-2	2
		1	74	21.04	20.62	21.00	0-2	2
		36	0	19.95	19.73	20.00	0-3	3
		36	18	19.99	19.70	20.04	0-3	3
		36	39	20.00	19.69	20.00	0-3	3
		75	0	20.00	19.67	20.01	0-3	3
	256QAM	1	0	19.01	18.96	19.17	0-5	4
		1	36	19.11	18.94	19.25	0-5	4
		1	74	19.05	18.75	19.14	0-5	4
		36	0	17.98	17.82	18.11	0-5	5
		36	18	18.01	17.81	18.10	0-5	5
		36	39	18.01	17.74	18.07	0-5	5
		75	0	18.12	17.88	18.20	0-5	5

LTE Band 7 _ 20 MHz Bandwidth

Bandwidth	Modulation	RB Size	RB Offset	Max. Average Power [dBm]			MPR Allowed Per 3GPP [dB]	MPR [dB]
				20850 Ch. 2510 MHz	21100 Ch. 2535 MHz	21350 Ch. 2560 MHz		
20 MHz	QPSK	1	0	22.42	22.41	22.75	0	0
		1	49	22.61	22.43	22.79	0	0
		1	99	22.10	22.12	22.43	0	0
		50	0	21.71	21.69	21.99	0-1	1
		50	25	21.63	21.70	21.98	0-1	1
		50	49	21.55	21.53	21.88	0-1	1
		100	0	21.56	21.54	21.92	0-1	1
	16QAM	1	0	21.71	21.69	21.98	0-1	1
		1	49	21.95	21.74	22.18	0-1	1
		1	99	21.46	21.49	21.84	0-1	1
		50	0	20.70	20.67	20.98	0-2	2
		50	25	20.68	20.67	20.95	0-2	2
		50	49	20.59	20.55	20.87	0-2	2
		100	0	20.60	20.57	20.92	0-2	2
	64QAM	1	0	20.79	20.81	21.05	0-2	2
		1	49	20.75	20.57	21.18	0-2	2
		1	99	20.48	20.40	20.92	0-2	2
		50	0	19.80	19.81	20.05	0-3	3
		50	25	19.74	19.78	20.08	0-3	3
		50	49	19.68	19.75	20.00	0-3	3
		100	0	19.69	19.70	19.98	0-3	3
	256QAM	1	0	18.86	18.76	19.02	0-5	4
		1	49	18.86	18.92	19.05	0-5	4
		1	99	18.63	18.66	18.80	0-5	4
		50	0	17.98	17.99	18.17	0-5	5
		50	25	17.89	17.90	18.17	0-5	5
		50	49	17.85	17.87	18.11	0-5	5
		100	0	17.89	17.89	18.16	0-5	5

[LTE Band 12 Conducted Power RSI= 0,1,2,3,4]

LTE Band 12 _ 1.4 ㎒ Bandwidth

Bandwidth	Modulation	RB Size	RB Offset	Max. Average Power [dBm]			MPR Allowed Per 3GPP [dB]	MPR [dB]
				23017 Ch. 699.7 ㎒	23095 Ch. 707.5 ㎒	23173 Ch. 715.3 ㎒		
1.4 ㎒	QPSK	1	0	24.65	24.45	24.55	0	0
		1	3	24.58	24.45	24.58	0	0
		1	5	24.62	24.53	24.65	0	0
		3	0	24.70	24.51	24.64	0	0
		3	1	24.44	24.28	24.53	0	0
		3	3	24.68	24.55	24.58	0	0
		6	0	23.64	23.54	23.65	0-1	1
	16QAM	1	0	23.87	23.63	23.97	0-1	1
		1	3	23.72	23.68	23.80	0-1	1
		1	5	23.83	23.80	23.81	0-1	1
		3	0	23.48	23.66	23.74	0-1	1
		3	1	23.64	23.53	23.73	0-1	1
		3	3	23.59	23.65	23.83	0-1	1
		6	0	22.59	22.60	22.72	0-2	2
	64QAM	1	0	22.80	22.74	22.81	0-2	2
		1	3	22.72	22.64	22.90	0-2	2
		1	5	22.81	22.81	22.92	0-2	2
		3	0	22.70	22.65	22.70	0-2	2
		3	1	22.55	22.61	22.70	0-2	2
		3	3	22.55	22.54	22.67	0-2	2
		6	0	21.53	21.61	21.72	0-3	3
	256QAM	1	0	20.69	20.69	20.74	0-5	4
		1	3	20.66	20.53	20.60	0-5	4
		1	5	20.69	20.67	20.69	0-5	4
		3	0	20.71	20.67	20.67	0-5	4
		3	1	20.59	20.61	20.64	0-5	4
		3	3	20.62	20.60	20.70	0-5	4
		6	0	19.51	19.54	19.67	0-5	5

LTE Band 12 _ 3 MHz Bandwidth

Bandwidth	Modulation	RB Size	RB Offset	Max. Average Power [dBm]			MPR Allowed Per 3GPP [dB]	MPR [dB]
				23025 Ch. 700.5 MHz	23095 Ch. 707.5 MHz	23165 Ch. 714.5 MHz		
3 MHz	QPSK	1	0	24.51	24.48	24.59	0	0
		1	7	24.39	24.37	24.49	0	0
		1	14	24.65	24.35	24.48	0	0
		8	0	23.62	23.58	23.69	0-1	1
		8	3	23.62	23.61	23.71	0-1	1
		8	7	23.59	23.58	23.69	0-1	1
		15	0	23.59	23.55	23.72	0-1	1
	16QAM	1	0	23.77	23.87	23.95	0-1	1
		1	7	23.65	23.74	23.72	0-1	1
		1	14	23.80	23.66	23.96	0-1	1
		8	0	22.60	22.60	22.74	0-2	2
		8	3	22.60	22.66	22.70	0-2	2
		8	7	22.60	22.64	22.71	0-2	2
		15	0	22.58	22.55	22.71	0-2	2
	64QAM	1	0	22.85	22.81	22.99	0-2	2
		1	7	22.80	22.49	22.84	0-2	2
		1	14	22.82	22.64	22.88	0-2	2
		8	0	21.61	21.65	21.69	0-3	3
		8	3	21.56	21.62	21.71	0-3	3
		8	7	21.64	21.58	21.70	0-3	3
		15	0	21.55	21.60	21.66	0-3	3
	256QAM	1	0	20.98	20.86	20.88	0-5	4
		1	7	20.88	20.89	20.61	0-5	4
		1	14	20.91	20.83	20.84	0-5	4
		8	0	19.41	19.46	19.52	0-5	5
		8	3	19.44	19.39	19.52	0-5	5
		8	7	19.44	19.36	19.46	0-5	5
		15	0	19.54	19.51	19.63	0-5	5

LTE Band 12 _ 5 MHz Bandwidth

Bandwidth	Modulation	RB Size	RB Offset	Max. Average Power [dBm]			MPR Allowed Per 3GPP [dB]	MPR [dB]
				23035 Ch. 701.5 MHz	23095 Ch. 707.5 MHz	23155 Ch. 713.5 MHz		
5 MHz	QPSK	1	0	24.54	24.37	24.54	0	0
		1	12	24.41	24.26	24.45	0	0
		1	24	24.49	24.41	24.54	0	0
		12	0	23.62	23.55	23.71	0-1	1
		12	6	23.58	23.59	23.68	0-1	1
		12	11	23.54	23.55	23.72	0-1	1
		25	0	23.52	23.56	23.70	0-1	1
	16QAM	1	0	23.87	23.78	23.82	0-1	1
		1	12	23.52	23.51	23.77	0-1	1
		1	24	23.75	23.55	23.89	0-1	1
		12	0	22.66	22.62	22.73	0-2	2
		12	6	22.61	22.62	22.77	0-2	2
		12	11	22.60	22.61	22.71	0-2	2
		25	0	22.57	22.56	22.67	0-2	2
	64QAM	1	0	22.96	22.83	22.82	0-2	2
		1	12	22.92	22.82	22.97	0-2	2
		1	24	22.99	22.73	22.91	0-2	2
		12	0	21.55	21.65	21.75	0-3	3
		12	6	21.56	21.58	21.71	0-3	3
		12	11	21.57	21.58	21.70	0-3	3
		25	0	21.62	21.55	21.70	0-3	3
	256QAM	1	0	20.78	20.89	20.92	0-5	4
		1	12	20.85	20.83	20.86	0-5	4
		1	24	20.90	20.97	20.83	0-5	4
		12	0	19.45	19.56	19.63	0-5	5
		12	6	19.50	19.47	19.62	0-5	5
		12	11	19.50	19.50	19.62	0-5	5
		25	0	19.57	19.53	19.71	0-5	5

LTE Band 12 _ 10 ㎒ Bandwidth

Bandwidth	Modulation	RB Size	RB Offset	Max. Average Power [dBm] 23095 Ch. 707.5 ㎒	MPR Allowed Per 3GPP [dB]	MPR [dB]
10 ㎒	QPSK	1	0	24.77	0	0
		1	24	24.55	0	0
		1	49	24.64	0	0
		25	0	23.74	0-1	1
		25	12	23.62	0-1	1
		25	24	23.62	0-1	1
		50	0	23.68	0-1	1
	16QAM	1	0	23.83	0-1	1
		1	24	23.74	0-1	1
		1	49	23.69	0-1	1
		25	0	22.64	0-2	2
		25	12	22.59	0-2	2
		25	24	22.57	0-2	2
		50	0	22.60	0-2	2
	64QAM	1	0	22.77	0-2	2
		1	24	22.62	0-2	2
		1	49	22.81	0-2	2
		25	0	21.59	0-3	3
		25	12	21.57	0-3	3
		25	24	21.53	0-3	3
		50	0	21.62	0-3	3
	256QAM	1	0	20.76	0-5	4
		1	24	20.86	0-5	4
		1	49	20.72	0-5	4
		25	0	19.54	0-5	5
		25	12	19.54	0-5	5
		25	24	19.56	0-5	5
		50	0	19.62	0-5	5

[LTE Band 13 Conducted PowerRSI= 0,1,2,3,4]

LTE Band 13 _ 5 ㎒ Bandwidth

Bandwidth	Modulation	RB Size	RB Offset	Max. Average Power [dBm]			MPR Allowed Per 3GPP [dB]	MPR [dB]
				23205 Ch.	23230 Ch.	23255 Ch.		
				779.5 MHz	782 ㎒	784.5 MHz		
5 ㎒	QPSK	1	0	23.93	23.84	23.86	0	0
		1	12	23.85	23.85	23.80	0	0
		1	24	23.91	23.90	23.88	0	0
		12	0	23.07	23.01	23.03	0-1	1
		12	6	23.02	23.01	22.98	0-1	1
		12	11	23.08	23.03	23.01	0-1	1
		25	0	23.17	23.14	23.11	0-1	1
	16QAM	1	0	22.97	23.15	23.27	0-1	1
		1	12	22.97	23.08	23.00	0-1	1
		1	24	23.15	23.15	23.06	0-1	1
		12	0	21.94	21.91	21.98	0-2	2
		12	6	21.93	21.91	21.94	0-2	2
		12	11	21.97	22.00	21.90	0-2	2
		25	0	22.06	22.04	22.01	0-2	2
	64QAM	1	0	22.13	22.00	22.23	0-2	2
		1	12	22.12	21.93	22.10	0-2	2
		1	24	22.09	21.93	22.13	0-2	2
		12	0	20.86	20.88	20.92	0-3	3
		12	6	20.89	20.90	20.90	0-3	3
		12	11	20.93	20.89	20.87	0-3	3
		25	0	21.01	21.01	20.99	0-3	3
	256QAM	1	0	20.08	20.10	20.10	0-5	4
		1	12	20.01	20.05	20.04	0-5	4
		1	24	20.06	20.01	19.96	0-5	4
		12	0	18.80	18.83	18.83	0-5	5
		12	6	18.80	18.84	18.81	0-5	5
		12	11	18.77	18.83	18.81	0-5	5
		25	0	18.98	19.04	19.00	0-5	5

LTE Band 13 _ 10 ㎒ Bandwidth

Bandwidth	Modulation	RB Size	RB Offset	Max. Average Power [dBm] 23230 Ch. 782 ㎒	MPR Allowed Per 3GPP [dB]	MPR [dB]
10 ㎒	QPSK	1	0	23.97	0	0
		1	24	23.80	0	0
		1	49	23.93	0	0
		25	0	23.19	0-1	1
		25	12	23.16	0-1	1
		25	24	23.10	0-1	1
		50	0	23.17	0-1	1
	16QAM	1	0	23.02	0-1	1
		1	24	22.92	0-1	1
		1	49	22.97	0-1	1
		25	0	22.07	0-2	2
		25	12	22.01	0-2	2
		25	24	22.02	0-2	2
		50	0	22.09	0-2	2
	64QAM	1	0	22.22	0-2	2
		1	24	22.03	0-2	2
		1	49	22.03	0-2	2
		25	0	21.04	0-3	3
		25	12	21.04	0-3	3
		25	24	21.00	0-3	3
		50	0	21.10	0-3	3
	256QAM	1	0	20.13	0-5	4
		1	24	20.10	0-5	4
		1	49	19.98	0-5	4
		25	0	19.00	0-5	5
		25	12	18.98	0-5	5
		25	24	18.95	0-5	5
		50	0	19.06	0-5	5

[LTE Band 48 Conducted Power RSI= 0,3**]**

LTE Band 48 _ 5 MHz Bandwidth

Bandwidth	Modulation	RB Size	RB Offset	Max. Average Power [dBm]				MPR Allowed Per 3GPP [dB]	MPR [dB]
				55265 Ch. 3552.5 MHz	55748 Ch. 3600.8 MHz	56232 Ch. 3649.2 MHz	56715 Ch. 3697.5 MHz		
5 MHz	QPSK	1	0	22.53	22.37	22.13	21.97	0	0
		1	12	22.44	22.30	22.06	22.30	0	0
		1	24	22.58	22.38	22.16	22.00	0	0
		12	0	21.66	21.49	21.27	21.14	0-1	1
		12	6	21.71	21.53	21.23	21.19	0-1	1
		12	11	21.68	21.53	21.28	21.20	0-1	1
		25	0	21.68	21.52	21.30	21.21	0-1	1
	16QAM	1	0	21.73	21.51	21.19	21.10	0-1	1
		1	12	21.64	21.27	21.23	21.14	0-1	1
		1	24	21.72	21.44	21.19	21.20	0-1	1
		12	0	20.65	20.49	20.21	20.11	0-2	2
		12	6	20.69	20.49	20.23	20.13	0-2	2
		12	11	20.67	20.45	20.24	20.13	0-2	2
		25	0	20.65	20.47	20.24	20.29	0-2	2
	64QAM	1	0	20.74	20.46	20.29	20.20	0-2	2
		1	12	20.62	20.36	20.31	20.43	0-2	2
		1	24	20.60	20.48	20.16	20.31	0-2	2
		12	0	19.62	19.44	19.25	19.06	0-3	3
		12	6	19.60	19.47	19.25	19.11	0-3	3
		12	11	19.60	19.45	19.27	19.09	0-3	3
		25	0	19.71	19.47	19.26	19.17	0-3	3
	256QAM	1	0	18.52	18.20	17.95	18.01	0-5	5
		1	12	18.67	18.29	17.85	18.10	0-5	5
		1	24	18.60	18.28	18.00	18.15	0-5	5
		12	0	17.71	17.47	17.26	17.15	0-5	5
		12	6	17.65	17.54	17.31	17.19	0-5	5
		12	11	17.71	17.53	17.30	17.22	0-5	5
		25	0	17.76	17.58	17.30	17.28	0-5	5

LTE Band 48 _ 10 ㎒ Bandwidth

Bandwidth	Modulation	RB Size	RB Offset	Max. Average Power [dBm]				MPR Allowed Per 3GPP [dB]	MPR [dB]
				55290Ch. 3555 ㎒	55757 Ch. 3601.7 ㎒	56223 Ch. 3648.3 ㎒	56690 Ch. 3695 ㎒		
10 ㎒	QPSK	1	0	22.63	22.39	22.19	22.34	0	0
		1	24	22.41	22.30	22.06	22.25	0	0
		1	49	22.68	22.28	22.06	22.25	0	0
		25	0	21.69	21.48	21.23	21.41	0-1	1
		25	12	21.70	21.53	21.22	21.40	0-1	1
		25	24	21.71	21.51	21.27	21.45	0-1	1
		50	0	21.71	21.50	21.26	21.45	0-1	1
	16QAM	1	0	21.63	21.41	21.06	21.31	0-1	1
		1	24	21.59	21.39	21.00	21.28	0-1	1
		1	49	21.72	21.48	21.22	21.43	0-1	1
		25	0	20.67	20.47	20.22	20.36	0-2	2
		25	12	20.71	20.50	20.18	20.36	0-2	2
		25	24	20.67	20.47	20.24	20.42	0-2	2
		50	0	20.71	20.52	20.25	20.43	0-2	2
	64QAM	1	0	20.73	20.44	20.21	20.50	0-2	2
		1	24	20.83	20.49	20.34	20.48	0-2	2
		1	49	20.79	20.52	20.34	20.49	0-2	2
		25	0	19.70	19.50	19.23	19.40	0-3	3
		25	12	19.68	19.54	19.27	19.45	0-3	3
		25	24	19.71	19.49	19.27	19.43	0-3	3
		50	0	19.77	19.57	19.31	19.47	0-3	3
	256QAM	1	0	18.56	18.32	18.04	18.22	0-5	5
		1	24	18.60	18.26	18.17	18.15	0-5	5
		1	49	18.67	18.34	18.21	18.33	0-5	5
		25	0	17.73	17.57	17.28	17.48	0-5	5
		25	12	17.74	17.59	17.32	17.51	0-5	5
		25	24	17.72	17.57	17.30	17.53	0-5	5
		50	0	17.82	17.63	17.36	17.55	0-5	5

LTE Band 48 _ 15 MHz Bandwidth

Bandwidth	Modulation	RB Size	RB Offset	Max. Average Power [dBm]				MPR Allowed Per 3GPP [dB]	MPR [dB]
				55315Ch. 3557.5 MHz	55765 Ch. 3602.5 MHz	56215 Ch. 3647.5 MHz	56665 Ch. 3692.5 MHz		
15 MHz	QPSK	1	0	22.65	22.31	22.05	22.13	0	0
		1	36	22.34	22.38	21.94	22.20	0	0
		1	74	22.58	22.33	22.13	22.29	0	0
		36	0	21.71	21.49	21.27	21.38	0-1	1
		36	18	21.71	21.54	21.27	21.39	0-1	1
		36	39	21.74	21.51	21.30	21.43	0-1	1
		75	0	21.74	21.49	21.29	21.44	0-1	1
	16QAM	1	0	21.56	21.48	21.17	21.39	0-1	1
		1	36	21.38	21.48	20.95	21.27	0-1	1
		1	74	21.51	21.49	21.19	21.55	0-1	1
		36	0	20.69	20.48	20.27	20.34	0-2	2
		36	18	20.69	20.52	20.30	20.36	0-2	2
		36	39	20.73	20.52	20.28	20.44	0-2	2
		75	0	20.77	20.55	20.29	20.45	0-2	2
	64QAM	1	0	20.70	20.51	20.36	20.36	0-2	2
		1	36	20.81	20.56	20.29	20.42	0-2	2
		1	74	20.82	20.48	20.35	20.60	0-2	2
		36	0	19.71	19.52	19.29	19.42	0-3	3
		36	18	19.77	19.53	19.28	19.41	0-3	3
		36	39	19.75	19.53	19.31	19.48	0-3	3
		75	0	19.76	19.56	19.30	19.43	0-3	3
	256QAM	1	0	18.38	18.29	18.01	18.11	0-5	5
		1	36	18.44	18.35	18.12	18.25	0-5	5
		1	74	18.68	18.37	18.12	18.28	0-5	5
		36	0	17.72	17.51	17.28	17.40	0-5	5
		36	18	17.77	17.53	17.31	17.43	0-5	5
		36	39	17.78	17.56	17.32	17.44	0-5	5
		75	0	17.82	17.63	17.34	17.47	0-5	5

LTE Band 48 _ 20 ㎒ Bandwidth

Bandwidth	Modulation	RB Size	RB Offset	Max. Average Power [dBm]				MPR Allowed Per 3GPP [dB]	MPR [dB]
				55340Ch. 3560.0 ㎒	55773 Ch. 3603.3 ㎒	56207 Ch. 3646.7 ㎒	56640 Ch. 3690.0 ㎒		
20 ㎒	QPSK	1	0	22.68	22.33	22.27	22.35	0	0
		1	49	22.66	22.26	22.10	22.17	0	0
		1	99	22.74	22.52	22.30	22.49	0	0
		50	0	21.87	21.64	21.39	21.51	0-1	1
		50	25	21.91	21.65	21.41	21.54	0-1	1
		50	49	21.88	21.64	21.42	21.55	0-1	1
		100	0	21.88	21.65	21.40	21.55	0-1	1
	16QAM	1	0	21.83	21.64	21.33	21.50	0-1	1
		1	49	21.82	21.67	21.36	21.52	0-1	1
		1	99	21.85	21.59	21.33	21.61	0-1	1
		50	0	20.88	20.68	20.38	20.50	0-2	2
		50	25	20.93	20.70	20.42	20.57	0-2	2
		50	49	20.89	20.66	20.40	20.57	0-2	2
		100	0	20.87	20.69	20.42	20.55	0-2	2
	64QAM	1	0	21.09	20.58	20.30	20.50	0-2	2
		1	49	21.13	20.54	20.26	20.61	0-2	2
		1	99	21.24	20.54	20.29	20.65	0-2	2
		50	0	20.14	19.71	19.43	19.50	0-3	3
		50	25	20.18	19.69	19.46	19.55	0-3	3
		50	49	20.17	19.67	19.46	19.58	0-3	3
		100	0	20.20	19.63	19.33	19.55	0-3	3
	256QAM	1	0	18.63	18.24	18.01	18.12	0-5	5
		1	49	18.72	18.18	18.04	18.21	0-5	5
		1	99	18.67	18.29	18.14	18.27	0-5	5
		50	0	17.98	17.73	17.49	17.62	0-5	5
		50	25	17.99	17.75	17.50	17.67	0-5	5
		50	49	18.00	17.75	17.52	17.69	0-5	5
		100	0	17.94	17.71	17.45	17.56	0-5	5

[LTE Band 66 Conducted Power RSI= 0, 1**]**

LTE Band 66 _ 1.4 ㎒ Bandwidth

Bandwidth	Modulation	RB Size	RB Offset	Max. Average Power [dBm]			MPR Allowed Per 3GPP [dB]	MPR [dB]
				131979Ch. 1710.7 ㎒	132322 Ch. 1745 ㎒	132665 Ch. 1779.3 ㎒		
1.4 ㎒	QPSK	1	0	23.50	23.46	23.52	0	0
		1	3	23.57	23.41	23.52	0	0
		1	5	23.74	23.57	23.64	0	0
		3	0	23.85	23.50	23.66	0	0
		3	1	23.79	23.42	23.60	0	0
		3	3	23.89	23.49	23.68	0	0
		6	0	22.94	22.50	22.75	0-1	1
	16QAM	1	0	23.08	22.69	22.80	0-1	1
		1	3	23.12	22.55	22.74	0-1	1
		1	5	23.16	22.73	22.88	0-1	1
		3	0	23.05	22.62	22.79	0-1	1
		3	1	23.02	22.61	22.75	0-1	1
		3	3	23.00	22.67	22.75	0-1	1
		6	0	22.04	21.54	21.80	0-2	2
	64QAM	1	0	22.13	21.71	21.77	0-2	2
		1	3	22.06	21.64	21.78	0-2	2
		1	5	22.10	21.65	21.81	0-2	2
		3	0	22.06	21.60	21.77	0-2	2
		3	1	22.09	21.57	21.60	0-2	2
		3	3	22.02	21.61	21.67	0-2	2
		6	0	21.01	20.57	20.74	0-3	3
	256QAM	1	0	20.06	19.60	19.73	0-5	4
		1	3	19.96	19.63	19.74	0-5	4
		1	5	20.12	19.67	19.71	0-5	4
		3	0	19.95	19.60	19.69	0-5	4
		3	1	19.88	19.59	19.65	0-5	4
		3	3	19.98	19.53	19.64	0-5	4
		6	0	18.86	18.44	18.52	0-5	5

LTE Band 66 _ 3 ㎒ Bandwidth

Bandwidth	Modulation	RB Size	RB Offset	Max. Average Power [dBm]			MPR Allowed Per 3GPP [dB]	MPR [dB]
				131987 Ch. 1711.5 ㎒	132322 Ch. 1745 ㎒	132657 Ch. 1778.5 ㎒		
3 ㎒	QPSK	1	0	23.69	23.31	23.36	0	0
		1	7	23.92	23.28	23.40	0	0
		1	14	23.93	23.35	23.48	0	0
		8	0	23.01	22.55	22.67	0-1	1
		8	3	23.03	22.58	22.70	0-1	1
		8	7	23.06	22.59	22.75	0-1	1
		15	0	23.09	22.61	22.68	0-1	1
	16QAM	1	0	23.09	22.75	22.76	0-1	1
		1	7	22.98	22.68	22.65	0-1	1
		1	14	23.20	22.80	22.89	0-1	1
		8	0	22.10	21.60	21.80	0-2	2
		8	3	22.11	21.64	21.81	0-2	2
		8	7	22.11	21.66	21.87	0-2	2
		15	0	22.09	21.64	21.74	0-2	2
	64QAM	1	0	22.10	21.78	21.94	0-2	2
		1	7	22.29	21.80	21.79	0-2	2
		1	14	22.26	21.72	21.84	0-2	2
		8	0	21.19	20.60	20.75	0-3	3
		8	3	21.17	20.64	20.78	0-3	3
		8	7	21.11	20.67	20.74	0-3	3
		15	0	21.03	20.61	20.73	0-3	3
	256QAM	1	0	20.05	19.63	19.66	0-5	4
		1	7	20.07	19.67	19.88	0-5	4
		1	14	20.17	19.67	19.79	0-5	4
		8	0	18.90	18.45	18.58	0-5	5
		8	3	18.95	18.46	18.56	0-5	5
		8	7	18.91	18.43	18.58	0-5	5
		15	0	18.91	18.45	18.53	0-5	5

LTE Band 66 _ 5 ㎒ Bandwidth

Bandwidth	Modulation	RB Size	RB Offset	Max. Average Power [dBm]			MPR Allowed Per 3GPP [dB]	MPR [dB]
				131997 Ch. 1712.5 ㎒	132322Ch. 1745 ㎒	132647 Ch. 1777.5 ㎒		
5 ㎒	QPSK	1	0	23.48	23.33	23.41	0	0
		1	12	23.53	23.40	23.51	0	0
		1	24	23.71	23.47	23.63	0	0
		12	0	22.89	22.58	22.70	0-1	1
		12	6	22.90	22.59	22.71	0-1	1
		12	11	22.99	22.64	22.79	0-1	1
		25	0	23.10	22.63	22.82	0-1	1
	16QAM	1	0	23.01	22.72	22.84	0-1	1
		1	12	23.01	22.72	22.71	0-1	1
		1	24	23.13	22.76	22.95	0-1	1
		12	0	22.07	21.68	21.77	0-2	2
		12	6	22.08	21.65	21.83	0-2	2
		12	11	22.11	21.68	21.83	0-2	2
		25	0	22.07	21.61	21.77	0-2	2
	64QAM	1	0	22.11	21.71	21.86	0-2	2
		1	12	21.95	21.70	21.90	0-2	2
		1	24	21.99	21.87	21.87	0-2	2
		12	0	21.07	20.68	20.73	0-3	3
		12	6	21.04	20.68	20.76	0-3	3
		12	11	21.07	20.75	20.74	0-3	3
		25	0	20.97	20.58	20.68	0-3	3
	256QAM	1	0	20.00	19.64	19.63	0-5	4
		1	12	19.89	19.80	19.74	0-5	4
		1	24	20.00	19.78	19.83	0-5	4
		12	0	18.88	18.54	18.59	0-5	5
		12	6	18.89	18.50	18.59	0-5	5
		12	11	18.91	18.55	18.61	0-5	5
		25	0	18.87	18.49	18.52	0-5	5

LTE Band 66 _ 10 ㎒ Bandwidth

Bandwidth	Modulation	RB Size	RB Offset	Max. Average Power [dBm]			MPR Allowed Per 3GPP [dB]	MPR [dB]
				132022 Ch. 1715 ㎒	132322 Ch. 1745 ㎒	132622 Ch. 1775 ㎒		
10 ㎒	QPSK	1	0	23.28	23.14	23.17	0	0
		1	24	23.40	23.23	23.27	0	0
		1	49	23.62	23.26	23.38	0	0
		25	0	22.68	22.46	22.52	0-1	1
		25	12	22.81	22.49	22.59	0-1	1
		25	24	22.86	22.51	22.65	0-1	1
		50	0	22.89	22.56	22.65	0-1	1
	16QAM	1	0	22.67	22.68	22.55	0-1	1
		1	24	22.87	22.54	22.55	0-1	1
		1	49	22.88	22.68	22.78	0-1	1
		25	0	21.85	21.50	21.58	0-2	2
		25	12	21.87	21.57	21.63	0-2	2
		25	24	21.89	21.57	21.63	0-2	2
		50	0	21.90	21.60	21.62	0-2	2
	64QAM	1	0	21.80	21.45	21.51	0-2	2
		1	24	21.93	21.63	21.75	0-2	2
		1	49	21.90	21.61	21.74	0-2	2
		25	0	20.77	20.49	20.53	0-3	3
		25	12	20.83	20.50	20.54	0-3	3
		25	24	20.85	20.50	20.54	0-3	3
		50	0	20.87	20.55	20.59	0-3	3
	256QAM	1	0	19.74	19.39	19.47	0-5	4
		1	24	19.91	19.36	19.50	0-5	4
		1	49	20.03	19.38	19.52	0-5	4
		25	0	18.69	18.35	18.43	0-5	5
		25	12	18.72	18.39	18.44	0-5	5
		25	24	18.76	18.42	18.45	0-5	5
		50	0	18.69	18.41	18.42	0-5	5

LTE Band 66 _ 15 ㎒ Bandwidth

Bandwidth	Modulation	RB Size	RB Offset	Max. Average Power [dBm]			MPR Allowed Per 3GPP [dB]	MPR [dB]
				132047 Ch. 1717.5 ㎒	132322 Ch. 1745 ㎒	132597 Ch. 1772.5 ㎒		
15 ㎒	QPSK	1	0	23.18	23.28	23.24	0	0
		1	36	23.40	23.47	23.42	0	0
		1	74	23.59	23.53	23.55	0	0
		36	0	22.63	22.64	22.67	0-1	1
		36	18	22.79	22.66	22.72	0-1	1
		36	39	22.87	22.73	22.76	0-1	1
		75	0	22.82	22.67	22.74	0-1	1
	16QAM	1	0	22.79	22.70	22.80	0-1	1
		1	36	22.88	22.71	22.84	0-1	1
		1	74	22.95	22.90	22.99	0-1	1
		36	0	21.85	21.68	21.73	0-2	2
		36	18	21.91	21.71	21.76	0-2	2
		36	39	21.94	21.76	21.79	0-2	2
		75	0	21.85	21.64	21.68	0-2	2
	64QAM	1	0	21.81	21.59	21.67	0-2	2
		1	36	22.01	21.90	21.90	0-2	2
		1	74	22.03	21.91	21.95	0-2	2
		36	0	20.87	20.72	20.69	0-3	3
		36	18	20.92	20.69	20.74	0-3	3
		36	39	20.93	20.72	20.78	0-3	3
		75	0	20.81	20.62	20.63	0-3	3
	256QAM	1	0	19.82	19.66	19.65	0-5	4
		1	36	19.95	19.78	19.77	0-5	4
		1	74	20.05	19.85	19.76	0-5	4
		36	0	18.69	18.56	18.58	0-5	5
		36	18	18.80	18.56	18.57	0-5	5
		36	39	18.82	18.60	18.61	0-5	5
		75	0	18.70	18.51	18.56	0-5	5

LTE Band 66 _ 20 ㎒ Bandwidth

Bandwidth	Modulation	RB Size	RB Offset	Max. Average Power [dBm]			MPR Allowed Per 3GPP [dB]	MPR [dB]
				132072 Ch. 1720 ㎒	132322 Ch. 1745 ㎒	132572 Ch. 1770 ㎒		
20 ㎒	QPSK	1	0	23.25	22.99	23.50	0	0
		1	49	23.58	23.65	23.62	0	0
		1	99	23.78	23.65	23.75	0	0
		50	0	22.84	22.88	22.99	0-1	1
		50	25	22.99	22.98	23.07	0-1	1
		50	49	23.03	22.96	23.10	0-1	1
		100	0	22.96	22.88	23.03	0-1	1
	16QAM	1	0	22.89	22.66	22.96	0-1	1
		1	49	23.15	22.83	22.90	0-1	1
		1	99	23.28	22.93	23.03	0-1	1
		50	0	21.96	21.91	22.02	0-2	2
		50	25	22.04	21.96	22.04	0-2	2
		50	49	22.08	21.96	22.03	0-2	2
		100	0	21.99	21.84	21.98	0-2	2
	64QAM	1	0	21.81	21.84	22.01	0-2	2
		1	49	22.09	21.95	22.18	0-2	2
		1	99	22.20	22.06	22.18	0-2	2
		50	0	20.92	20.86	20.99	0-3	3
		50	25	21.01	20.96	21.08	0-3	3
		50	49	21.08	20.90	21.01	0-3	3
		100	0	20.93	20.83	20.92	0-3	3
	256QAM	1	0	19.76	19.76	19.82	0-5	4
		1	49	20.09	19.89	19.93	0-5	4
		1	99	20.10	20.01	20.01	0-5	4
		50	0	18.80	18.73	18.87	0-5	5
		50	25	18.87	18.80	18.90	0-5	5
		50	49	18.87	18.83	18.93	0-5	5
		100	0	18.83	18.74	18.85	0-5	5

The EUT enables maximum power reduction in accordance with 3GPP 36.101. The MPR settings are configured during the manufacture process and are not configurable by the network, carrier, or end user.

11.4.2 LTE Reduced Conducted Power (Hotspot activated)

[LTE Band 2 Conducted Power]

LTE Band 2 _ 1.4 ㎒ Bandwidth

Bandwidth	Modulation	RB Size	RB Offset	Reduced Power [dBm]			MPR Allowed Per 3GPP [dB]	MPR [dB]
				18607 Ch. 1850.7 ㎒	18900 Ch. 1880 ㎒	19193 Ch. 1909.3 ㎒		
1.4 ㎒	QPSK	1	0	20.77	20.69	20.80	0	0
		1	3	20.68	20.66	20.80	0	0
		1	5	20.74	20.77	20.90	0	0
		3	0	20.82	20.74	20.84	0	0
		3	1	20.82	20.73	20.83	0	0
		3	3	20.78	20.69	20.82	0	0
		6	0	20.88	20.77	20.89	0-1	0
	16QAM	1	0	21.07	20.92	21.08	0-1	0
		1	3	20.90	20.77	20.98	0-1	0
		1	5	21.03	20.97	21.04	0-1	0
		3	0	20.89	20.82	20.91	0-1	0
		3	1	20.88	20.93	20.90	0-1	0
		3	3	20.92	20.83	20.89	0-1	0
		6	0	20.87	20.86	20.97	0-2	0
	64QAM	1	0	21.00	20.89	21.04	0-2	0
		1	3	20.88	20.83	20.90	0-2	0
		1	5	21.00	20.91	20.92	0-2	0
		3	0	20.82	20.78	20.93	0-2	0
		3	1	20.90	20.84	20.99	0-2	0
		3	3	20.92	20.86	20.91	0-2	0
		6	0	20.89	20.84	20.96	0-3	0
	256QAM	1	0	19.93	19.93	20.02	0-5	1
		1	3	19.91	19.89	19.87	0-5	1
		1	5	20.02	19.85	20.00	0-5	1
		3	0	19.93	19.79	19.94	0-5	1
		3	1	19.87	19.80	19.87	0-5	1
		3	3	19.89	19.84	19.97	0-5	1
		6	0	18.93	18.85	18.97	0-5	2

LTE Band 2 _ 3 MHz Bandwidth

Bandwidth	Modulation	RB Size	RB Offset	Reduced Power [dBm]			MPR Allowed Per 3GPP [dB]	MPR [dB]
				18615 Ch. 1851.5 MHz	18900 Ch. 1880 MHz	19185 Ch. 1908.5 MHz		
3 MHz	QPSK	1	0	20.72	20.71	20.84	0	0
		1	7	20.51	20.53	20.63	0	0
		1	14	20.62	20.58	20.70	0	0
		8	0	20.80	20.78	20.84	0-1	0
		8	3	20.87	20.74	20.86	0-1	0
		8	7	20.87	20.75	20.90	0-1	0
		15	0	20.89	20.80	20.94	0-1	0
	16QAM	1	0	21.10	20.96	20.83	0-1	0
		1	7	20.90	20.87	21.03	0-1	0
		1	14	20.99	20.92	21.12	0-1	0
		8	0	20.82	20.75	20.86	0-2	0
		8	3	20.89	20.88	21.02	0-2	0
		8	7	20.96	20.88	20.95	0-2	0
		15	0	20.84	20.82	20.93	0-2	0
	64QAM	1	0	21.06	21.03	21.04	0-2	0
		1	7	21.05	20.81	20.86	0-2	0
		1	14	21.01	20.94	21.00	0-2	0
		8	0	20.81	20.76	20.83	0-3	0
		8	3	20.89	20.77	20.86	0-3	0
		8	7	20.87	20.76	20.84	0-3	0
		15	0	20.88	20.88	20.91	0-3	0
	256QAM	1	0	20.16	19.79	20.01	0-5	1
		1	7	19.74	19.87	19.83	0-5	1
		1	14	19.92	19.75	20.00	0-5	1
		8	0	18.76	18.72	18.76	0-5	2
		8	3	18.76	18.71	18.83	0-5	2
		8	7	18.78	18.70	18.78	0-5	2
		15	0	18.92	18.76	18.89	0-5	2

LTE Band 2 _ 5 ㎒ Bandwidth

Bandwidth	Modulation	RB Size	RB Offset	Reduced Power [dBm]			MPR Allowed Per 3GPP [dB]	MPR [dB]
				18625 Ch. 1852.5 ㎒	18900 Ch. 1880 ㎒	19175 Ch. 1907.5 ㎒		
5 ㎒	QPSK	1	0	20.74	20.62	20.62	0	0
		1	12	20.54	20.54	20.66	0	0
		1	24	20.66	20.68	20.81	0	0
		12	0	20.90	20.81	20.84	0-1	0
		12	6	20.88	20.78	20.84	0-1	0
		12	11	20.92	20.81	20.93	0-1	0
		25	0	20.90	20.78	20.91	0-1	0
	16QAM	1	0	21.16	20.82	21.10	0-1	0
		1	12	20.95	20.87	20.99	0-1	0
		1	24	21.03	20.93	21.33	0-1	0
		12	0	20.93	20.82	20.86	0-2	0
		12	6	20.87	20.76	20.91	0-2	0
		12	11	20.94	20.80	20.93	0-2	0
		25	0	20.91	20.78	20.87	0-2	0
	64QAM	1	0	21.02	21.10	21.03	0-2	0
		1	12	20.99	21.02	20.98	0-2	0
		1	24	21.09	20.99	21.07	0-2	0
		12	0	20.92	20.80	20.90	0-3	0
		12	6	20.90	20.76	20.90	0-3	0
		12	11	20.97	20.79	20.93	0-3	0
		25	0	20.91	20.76	20.89	0-3	0
	256QAM	1	0	19.89	20.00	20.07	0-5	1
		1	12	19.81	19.96	19.91	0-5	1
		1	24	20.06	19.87	20.08	0-5	1
		12	0	18.90	18.82	18.90	0-5	2
		12	6	18.99	18.80	18.95	0-5	2
		12	11	18.98	18.85	18.99	0-5	2
		25	0	18.86	18.83	18.85	0-5	2

LTE Band 2 _ 10 ㎒ Bandwidth

Bandwidth	Modulation	RB Size	RB Offset	Reduced Power [dBm]			MPR Allowed Per 3GPP [dB]	MPR [dB]
				18650 Ch. 1855 ㎒	18900 Ch. 1880 ㎒	19150 Ch. 1905 ㎒		
10 ㎒	QPSK	1	0	20.73	20.65	20.72	0	0
		1	24	20.58	20.60	20.66	0	0
		1	49	20.79	20.63	20.73	0	0
		25	0	20.88	20.78	20.83	0-1	0
		25	12	20.94	20.78	20.86	0-1	0
		25	24	20.95	20.84	20.94	0-1	0
		50	0	20.96	20.80	20.93	0-1	0
	16QAM	1	0	21.15	20.98	21.21	0-1	0
		1	24	21.06	21.00	21.02	0-1	0
		1	49	21.19	20.94	21.29	0-1	0
		25	0	20.88	20.81	20.86	0-2	0
		25	12	20.87	20.81	20.86	0-2	0
		25	24	20.93	20.82	20.94	0-2	0
		50	0	20.97	20.88	20.92	0-2	0
	64QAM	1	0	20.96	20.94	21.00	0-2	0
		1	24	21.21	21.02	20.89	0-2	0
		1	49	21.20	20.96	21.06	0-2	0
		25	0	20.88	20.76	20.79	0-3	0
		25	12	20.89	20.75	20.89	0-3	0
		25	24	20.93	20.80	20.88	0-3	0
		50	0	20.98	20.82	20.90	0-3	0
	256QAM	1	0	20.04	20.08	19.88	0-5	1
		1	24	19.94	19.88	20.01	0-5	1
		1	49	20.17	19.95	20.11	0-5	1
		25	0	18.88	18.84	18.88	0-5	2
		25	12	18.91	18.74	18.89	0-5	2
		25	24	18.97	18.79	18.89	0-5	2
		50	0	18.97	18.86	18.88	0-5	2

LTE Band 2 _ 15 ㎒ Bandwidth

Bandwidth	Modulation	RB Size	RB Offset	Reduced Power [dBm]			MPR Allowed Per 3GPP [dB]	MPR [dB]
				18675 Ch. 1857.5 ㎒	18900 Ch. 1880 ㎒	19125 Ch. 1902.5 ㎒		
15 ㎒	QPSK	1	0	20.66	20.57	20.52	0	0
		1	36	20.60	20.55	20.62	0	0
		1	74	20.71	20.63	20.74	0	0
		36	0	20.86	20.78	20.85	0-1	0
		36	18	20.94	20.82	20.83	0-1	0
		36	39	21.00	20.82	20.91	0-1	0
		75	0	20.89	20.79	20.81	0-1	0
	16QAM	1	0	20.96	20.94	21.03	0-1	0
		1	36	20.98	20.84	20.86	0-1	0
		1	74	21.08	20.90	21.18	0-1	0
		36	0	20.89	20.83	20.81	0-2	0
		36	18	20.92	20.82	20.88	0-2	0
		36	39	21.01	20.83	20.89	0-2	0
		75	0	20.91	20.76	20.83	0-2	0
	64QAM	1	0	20.91	21.00	21.01	0-2	0
		1	36	21.18	20.98	20.94	0-2	0
		1	74	21.38	20.96	21.02	0-2	0
		36	0	20.92	20.82	20.88	0-3	0
		36	18	20.98	20.88	20.91	0-3	0
		36	39	21.06	20.84	20.90	0-3	0
		75	0	20.91	20.76	20.82	0-3	0
	256QAM	1	0	19.91	19.87	19.79	0-5	1
		1	36	20.00	19.69	19.82	0-5	1
		1	74	20.19	19.83	19.94	0-5	1
		36	0	18.88	18.87	18.82	0-5	2
		36	18	18.96	18.84	18.85	0-5	2
		36	39	19.00	18.79	18.87	0-5	2
		75	0	18.95	18.80	18.88	0-5	2

LTE Band 2 _ 20 ㎒ Bandwidth

Bandwidth	Modulation	RB Size	RB Offset	Reduced Power [dBm]			MPR Allowed Per 3GPP [dB]	MPR [dB]
				18700 Ch. 1860 ㎒	18900 Ch. 1880 ㎒	19100 Ch. 1900 ㎒		
20 ㎒	QPSK	1	0	20.57	20.54	20.59	0	0
		1	49	20.54	20.61	20.64	0	0
		1	99	20.68	20.56	20.67	0	0
		50	0	20.81	20.75	20.77	0-1	0
		50	25	20.95	20.83	20.85	0-1	0
		50	49	20.94	20.82	20.88	0-1	0
		100	0	20.86	20.76	20.78	0-1	0
	16QAM	1	0	20.87	20.92	20.95	0-1	0
		1	49	21.09	20.93	20.70	0-1	0
		1	99	21.21	20.78	20.90	0-1	0
		50	0	20.89	20.81	20.85	0-2	0
		50	25	20.95	20.83	20.85	0-2	0
		50	49	20.96	20.84	20.89	0-2	0
		100	0	20.85	20.76	20.79	0-2	0
	64QAM	1	0	20.93	21.04	20.90	0-2	0
		1	49	21.09	20.87	20.98	0-2	0
		1	99	21.14	20.90	20.96	0-2	0
		50	0	20.90	20.88	20.81	0-3	0
		50	25	20.94	20.87	20.87	0-3	0
		50	49	20.99	20.84	20.89	0-3	0
		100	0	20.84	20.75	20.78	0-3	0
	256QAM	1	0	19.72	20.01	19.79	0-5	1
		1	49	20.01	20.01	19.90	0-5	1
		1	99	20.01	20.02	19.97	0-5	1
		50	0	18.82	18.77	18.76	0-5	2
		50	25	18.96	18.87	18.84	0-5	2
		50	49	18.98	18.82	18.85	0-5	2
		100	0	18.93	18.82	18.84	0-5	2

[LTE Band 4 Conducted Power RSI= 2**]**

LTE Band 4 _ 1.4 ㎒ Bandwidth

Bandwidth	Modulation	RB Size	RB Offset	Reduced Power [dBm]			MPR Allowed Per 3GPP [dB]	MPR [dB]
				19957 Ch. 1710.7 ㎒	20175 Ch. 1732.5 ㎒	20393 Ch. 1754.3 ㎒		
1.4 ㎒	QPSK	1	0	18.10	18.19	19.15	0	0
		1	3	17.96	18.09	19.05	0	0
		1	5	18.15	18.00	19.23	0	0
		3	0	18.24	18.18	19.31	0	0
		3	1	18.24	18.14	19.30	0	0
		3	3	18.17	18.13	19.28	0	0
		6	0	18.24	18.21	19.33	0-1	0
	16QAM	1	0	18.37	18.40	19.52	0-1	0
		1	3	18.45	18.33	19.59	0-1	0
		1	5	18.45	18.23	19.54	0-1	0
		3	0	18.24	18.19	19.41	0-1	0
		3	1	18.31	18.25	19.50	0-1	0
		3	3	18.37	18.32	19.43	0-1	0
		6	0	18.33	18.16	19.39	0-2	0
	64QAM	1	0	18.48	18.34	19.59	0-2	0
		1	3	18.34	18.38	19.54	0-2	0
		1	5	18.40	18.45	19.50	0-2	0
		3	0	18.25	18.24	19.31	0-2	0
		3	1	18.08	18.24	19.32	0-2	0
		3	3	18.30	18.21	19.38	0-2	0
		6	0	18.26	18.15	19.33	0-3	0
	256QAM	1	0	18.35	18.33	19.48	0-5	0
		1	3	18.39	18.30	19.45	0-5	0
		1	5	18.42	18.36	19.46	0-5	0
		3	0	18.21	18.21	19.29	0-5	0
		3	1	18.30	18.27	19.33	0-5	0
		3	3	18.38	18.29	19.37	0-5	0
		6	0	17.75	17.70	18.86	0-5	0

LTE Band 4 _ 3 MHz Bandwidth

Bandwidth	Modulation	RB Size	RB Offset	Reduced Power [dBm]			MPR Allowed Per 3GPP [dB]	MPR [dB]
				19965 Ch. 1711.5 MHz	20175 Ch. 1732.5 MHz	20385 Ch. 1753.5 MHz		
3 MHz	QPSK	1	0	17.95	18.00	19.15	0	0
		1	7	17.92	17.92	19.01	0	0
		1	14	17.94	17.95	19.07	0	0
		8	0	18.19	18.17	19.28	0-1	0
		8	3	18.28	18.21	19.33	0-1	0
		8	7	18.26	18.25	19.33	0-1	0
		15	0	18.20	18.19	19.36	0-1	0
	16QAM	1	0	18.16	18.38	19.32	0-1	0
		1	7	18.17	18.28	19.43	0-1	0
		1	14	18.45	18.38	19.35	0-1	0
		8	0	18.25	18.19	19.32	0-2	0
		8	3	18.21	18.23	19.33	0-2	0
		8	7	18.30	18.17	19.38	0-2	0
		15	0	18.27	18.19	19.33	0-2	0
	64QAM	1	0	18.44	18.31	19.33	0-2	0
		1	7	18.34	18.21	19.39	0-2	0
		1	14	18.43	18.34	19.43	0-2	0
		8	0	18.16	18.14	19.30	0-3	0
		8	3	18.25	18.29	19.28	0-3	0
		8	7	18.24	18.20	19.32	0-3	0
		15	0	18.31	18.22	19.31	0-3	0
	256QAM	1	0	18.43	18.45	19.56	0-5	0
		1	7	18.38	18.35	19.29	0-5	0
		1	14	18.47	18.42	19.56	0-5	0
		8	0	17.65	17.58	18.71	0-5	0
		8	3	17.65	17.64	18.71	0-5	0
		8	7	17.65	17.61	18.74	0-5	0
		15	0	17.77	17.70	18.82	0-5	0

LTE Band 4 _ 5 ㎒ Bandwidth

Bandwidth	Modulation	RB Size	RB Offset	Reduced Power [dBm]			MPR Allowed Per 3GPP [dB]	MPR [dB]
				19975 Ch. 1712.5 ㎒	20175 Ch. 1732.5 ㎒	20375 Ch. 1752.5 ㎒		
5 ㎒	QPSK	1	0	17.98	17.92	19.07	0	0
		1	12	17.84	17.86	19.02	0	0
		1	24	17.86	18.08	19.14	0	0
		12	0	18.17	18.18	19.27	0-1	0
		12	6	18.20	18.23	19.33	0-1	0
		12	11	18.20	18.26	19.35	0-1	0
		25	0	18.15	18.13	19.26	0-1	0
	16QAM	1	0	18.32	18.31	19.44	0-1	0
		1	12	18.23	18.14	19.42	0-1	0
		1	24	18.20	18.19	19.52	0-1	0
		12	0	18.23	18.24	19.33	0-2	0
		12	6	18.27	18.24	19.34	0-2	0
		12	11	18.31	18.28	19.29	0-2	0
		25	0	18.22	18.16	19.30	0-2	0
	64QAM	1	0	18.18	18.38	19.32	0-2	0
		1	12	18.21	18.37	19.34	0-2	0
		1	24	18.23	18.51	19.41	0-2	0
		12	0	18.18	18.27	19.35	0-3	0
		12	6	18.26	18.25	19.33	0-3	0
		12	11	18.31	18.24	19.32	0-3	0
		25	0	18.20	18.21	19.26	0-3	0
	256QAM	1	0	18.26	18.47	19.48	0-5	0
		1	12	18.22	18.29	19.38	0-5	0
		1	24	18.27	18.39	19.49	0-5	0
		12	0	17.65	17.65	18.72	0-5	0
		12	6	17.72	17.67	18.78	0-5	0
		12	11	17.77	17.68	18.81	0-5	0
		25	0	17.73	17.67	18.76	0-5	0

LTE Band 4 _ 10 ㎒ Bandwidth

Bandwidth	Modulation	RB Size	RB Offset	Reduced Power [dBm]			MPR Allowed Per 3GPP [dB]	MPR [dB]
				20000 Ch. 1715 ㎒	20175 Ch. 1732.5 ㎒	20350 Ch. 1750 ㎒		
10 ㎒	QPSK	1	0	17.92	17.97	19.02	0	0
		1	24	17.71	17.93	18.97	0	0
		1	49	17.92	18.04	19.06	0	0
		25	0	18.11	18.12	19.19	0-1	0
		25	12	18.09	18.18	19.22	0-1	0
		25	24	18.13	18.20	19.20	0-1	0
		50	0	18.13	18.17	19.25	0-1	0
	16QAM	1	0	18.10	18.43	19.35	0-1	0
		1	24	18.32	18.34	19.40	0-1	0
		1	49	18.39	18.42	19.47	0-1	0
		25	0	18.10	18.18	19.26	0-2	0
		25	12	18.15	18.18	19.26	0-2	0
		25	24	18.17	18.23	19.26	0-2	0
		50	0	18.23	18.19	19.28	0-2	0
	64QAM	1	0	18.32	18.23	19.42	0-2	0
		1	24	18.44	18.40	19.28	0-2	0
		1	49	18.55	18.38	19.46	0-2	0
		25	0	18.15	18.15	19.20	0-3	0
		25	12	18.10	18.19	19.22	0-3	0
		25	24	18.16	18.21	19.29	0-3	0
		50	0	18.24	18.27	19.28	0-3	0
	256QAM	1	0	18.27	18.30	19.28	0-5	0
		1	24	18.15	18.30	19.28	0-5	0
		1	49	18.29	18.42	19.28	0-5	0
		25	0	17.62	17.71	18.70	0-5	0
		25	12	17.69	17.67	18.75	0-5	0
		25	24	17.69	17.73	18.76	0-5	0
		50	0	17.66	17.67	18.74	0-5	0

LTE Band 4 _ 15 ㎒ Bandwidth

Bandwidth	Modulation	RB Size	RB Offset	Reduced Power [dBm]			MPR Allowed Per 3GPP [dB]	MPR [dB]
				20025 Ch. 1717.5 ㎒	20175 Ch. 1732.5 ㎒	20325 Ch. 1747.5 ㎒		
15 ㎒	QPSK	1	0	17.81	17.81	18.77	0	0
		1	36	17.78	17.93	18.81	0	0
		1	74	17.86	18.07	18.95	0	0
		36	0	18.06	18.09	19.11	0-1	0
		36	18	18.11	18.20	19.13	0-1	0
		36	39	18.14	18.22	19.12	0-1	0
		75	0	18.06	18.15	19.11	0-1	0
	16QAM	1	0	18.27	18.24	19.09	0-1	0
		1	36	18.43	18.30	19.27	0-1	0
		1	74	18.51	18.46	19.36	0-1	0
		36	0	18.05	18.14	19.11	0-2	0
		36	18	18.11	18.18	19.16	0-2	0
		36	39	18.14	18.24	19.18	0-2	0
		75	0	18.13	18.21	19.12	0-2	0
	64QAM	1	0	18.10	18.28	19.09	0-2	0
		1	36	18.11	18.12	19.20	0-2	0
		1	74	18.23	18.21	19.25	0-2	0
		36	0	18.15	18.20	19.10	0-3	0
		36	18	18.23	18.25	19.15	0-3	0
		36	39	18.26	18.31	19.17	0-3	0
		75	0	18.10	18.19	19.11	0-3	0
	256QAM	1	0	18.19	18.22	18.99	0-5	0
		1	36	18.28	18.30	19.21	0-5	0
		1	74	18.44	18.41	19.28	0-5	0
		36	0	17.58	17.63	18.55	0-5	0
		36	18	17.59	17.66	18.59	0-5	0
		36	39	17.68	17.71	18.62	0-5	0
		75	0	17.63	17.70	18.61	0-5	0

LTE Band 4 _ 20 MHz Bandwidth

Bandwidth	Modulation	RB Size	RB Offset	Reduced Power [dBm]			MPR Allowed Per 3GPP [dB]	MPR [dB]
				20050 Ch.	20175 Ch.	20300 Ch.		
				1720 MHz	1732.5 MHz	1745 MHz		
20 MHz	QPSK	1	0	17.74	17.79	18.62	0	0
		1	49	17.71	17.93	18.74	0	0
		1	99	17.86	17.99	18.79	0	0
		50	0	18.01	18.07	18.94	0-1	0
		50	25	18.10	18.16	19.02	0-1	0
		50	49	18.16	18.25	19.02	0-1	0
		100	0	18.05	18.13	18.97	0-1	0
	16QAM	1	0	18.17	18.06	18.97	0-1	0
		1	49	18.32	18.25	19.07	0-1	0
		1	99	18.43	18.40	19.25	0-1	0
		50	0	18.13	18.11	18.97	0-2	0
		50	25	18.18	18.22	19.04	0-2	0
		50	49	18.21	18.25	19.07	0-2	0
		100	0	18.12	18.17	18.95	0-2	0
	64QAM	1	0	18.15	18.13	18.90	0-2	0
		1	49	18.20	18.38	19.04	0-2	0
		1	99	18.38	18.48	19.15	0-2	0
		50	0	18.09	18.15	18.96	0-3	0
		50	25	18.18	18.23	19.04	0-3	0
		50	49	18.21	18.32	19.05	0-3	0
		100	0	18.12	18.18	18.94	0-3	0
	256QAM	1	0	17.89	18.27	18.90	0-5	0
		1	49	18.06	18.33	19.10	0-5	0
		1	99	18.09	18.34	19.23	0-5	0
		50	0	17.53	17.62	18.40	0-5	0
		50	25	17.63	17.71	18.50	0-5	0
		50	49	17.65	17.68	18.52	0-5	0
		100	0	17.63	17.71	18.47	0-5	0

[LTE Band 7 Conducted Powe RSI=2**]**

LTE Band 7 _ 5 ㎒ Bandwidth

Bandwidth	Modulation	RB Size	RB Offset	Reduced Power [dBm]			MPR Allowed Per 3GPP [dB]	MPR [dB]
				20775 Ch. 2502.5 ㎒	21100 Ch. 2535 ㎒	21425 Ch. 2567.5 ㎒		
5 ㎒	QPSK	1	0	20.25	20.06	20.57	0	0
		1	12	20.18	20.04	20.49	0	0
		1	24	20.20	20.06	20.52	0	0
		12	0	20.35	20.22	20.71	0-1	0
		12	6	20.28	20.23	20.65	0-1	0
		12	11	20.35	20.28	20.69	0-1	0
		25	0	20.42	20.25	20.74	0-1	0
	16QAM	1	0	20.50	20.59	20.88	0-1	0
		1	12	20.44	20.49	20.52	0-1	0
		1	24	20.37	20.53	20.70	0-1	0
		12	0	20.30	20.24	20.64	0-2	0
		12	6	20.29	20.25	20.62	0-2	0
		12	11	20.24	20.24	20.63	0-2	0
		25	0	20.31	20.21	20.67	0-2	0
	64QAM	1	0	20.44	20.42	20.96	0-2	0
		1	12	20.35	20.47	20.79	0-2	0
		1	24	20.38	20.37	20.71	0-2	0
		12	0	20.22	20.16	20.56	0-3	0
		12	6	20.20	20.22	20.56	0-3	0
		12	11	20.19	20.20	20.50	0-3	0
		25	0	20.27	20.24	20.64	0-3	0
	256QAM	1	0	19.30	19.42	19.78	0-5	1
		1	12	19.25	19.29	19.67	0-5	1
		1	24	19.33	19.45	19.74	0-5	1
		12	0	18.19	18.20	18.61	0-5	2
		12	6	18.20	18.19	18.63	0-5	2
		12	11	18.21	18.23	18.60	0-5	2
		25	0	18.39	18.38	18.78	0-5	2

LTE Band 7_ 10 ㎒ Bandwidth

Bandwidth	Modulation	RB Size	RB Offset	Reduced Power [dBm]			MPR Allowed Per 3GPP [dB]	MPR [dB]
				20800 Ch. 2505 ㎒	21100 Ch. 2535 ㎒	21400 Ch. 2565 ㎒		
10 ㎒	QPSK	1	0	20.33	20.21	20.66	0	0
		1	24	20.26	20.03	20.53	0	0
		1	49	20.31	20.01	20.42	0	0
		25	0	20.51	20.33	20.83	0-1	0
		25	12	20.47	20.30	20.73	0-1	0
		25	24	20.44	20.28	20.74	0-1	0
		50	0	20.49	20.28	20.81	0-1	0
	16QAM	1	0	20.60	20.30	20.81	0-1	0
		1	24	20.42	20.20	20.68	0-1	0
		1	49	20.49	20.24	20.76	0-1	0
		25	0	20.39	20.26	20.72	0-2	0
		25	12	20.34	20.25	20.74	0-2	0
		25	24	20.31	20.22	20.63	0-2	0
		50	0	20.39	20.27	20.75	0-2	0
	64QAM	1	0	20.29	20.44	20.76	0-2	0
		1	24	20.29	20.28	20.60	0-2	0
		1	49	20.34	20.16	20.55	0-2	0
		25	0	20.31	20.20	20.67	0-3	0
		25	12	20.30	20.25	20.64	0-3	0
		25	24	20.29	20.23	20.63	0-3	0
		50	0	20.40	20.32	20.68	0-3	0
	256QAM	1	0	19.36	19.40	19.78	0-5	1
		1	24	19.31	19.32	19.59	0-5	1
		1	49	19.33	19.34	19.49	0-5	1
		25	0	18.43	18.32	18.76	0-5	2
		25	12	18.37	18.34	18.76	0-5	2
		25	24	18.42	18.30	18.73	0-5	2
		50	0	18.44	18.39	18.84	0-5	2

LTE Band 7 _ 15 MHz Bandwidth

Bandwidth	Modulation	RB Size	RB Offset	Reduced Power [dBm]			MPR Allowed Per 3GPP [dB]	MPR [dB]
				20825 Ch. 2507.5 MHz	21100 Ch. 2535 MHz	21375 Ch. 2562.5 MHz		
15 MHz	QPSK	1	0	20.39	20.13	20.54	0	0
		1	36	20.25	19.97	20.44	0	0
		1	74	20.21	20.02	20.35	0	0
		36	0	20.49	20.28	20.76	0-1	0
		36	18	20.42	20.29	20.71	0-1	0
		36	39	20.43	20.23	20.65	0-1	0
		75	0	20.41	20.24	20.69	0-1	0
	16QAM	1	0	20.46	20.53	20.97	0-1	0
		1	36	20.54	20.29	20.87	0-1	0
		1	74	20.41	20.13	20.67	0-1	0
		36	0	20.36	20.24	20.68	0-2	0
		36	18	20.37	20.25	20.62	0-2	0
		36	39	20.30	20.21	20.57	0-2	0
		75	0	20.34	20.22	20.63	0-2	0
	64QAM	1	0	20.42	20.49	20.75	0-2	0
		1	36	20.33	20.39	20.67	0-2	0
		1	74	20.40	20.35	20.53	0-2	0
		36	0	20.39	20.27	20.68	0-3	0
		36	18	20.33	20.25	20.60	0-3	0
		36	39	20.26	20.16	20.53	0-3	0
		75	0	20.28	20.19	20.60	0-3	0
	256QAM	1	0	19.28	19.39	19.56	0-5	1
		1	36	19.28	19.24	19.48	0-5	1
		1	74	19.12	19.36	19.42	0-5	1
		36	0	18.40	18.30	18.69	0-5	2
		36	18	18.35	18.27	18.65	0-5	2
		36	39	18.33	18.23	18.63	0-5	2
		75	0	18.41	18.34	18.76	0-5	2

LTE Band 7 _ 20 MHz Bandwidth

Bandwidth	Modulation	RB Size	RB Offset	Reduced Power [dBm]			MPR Allowed Per 3GPP [dB]	MPR [dB]
				20850 Ch. 2510 MHz	21100 Ch. 2535 MHz	21350 Ch. 2560 MHz		
20 MHz	QPSK	1	0	20.44	20.15	20.56	0	0
		1	49	20.21	20.14	20.53	0	0
		1	99	20.15	19.89	20.20	0	0
		50	0	20.53	20.34	20.81	0-1	0
		50	25	20.50	20.31	20.78	0-1	0
		50	49	20.45	20.24	20.65	0-1	0
		100	0	20.42	20.26	20.68	0-1	0
	16QAM	1	0	20.45	20.41	20.79	0-1	0
		1	49	20.58	20.45	20.71	0-1	0
		1	99	20.38	20.15	20.59	0-1	0
		50	0	20.44	20.37	20.72	0-2	0
		50	25	20.42	20.30	20.70	0-2	0
		50	49	20.32	20.21	20.61	0-2	0
		100	0	20.32	20.21	20.60	0-2	0
	64QAM	1	0	20.38	20.33	20.77	0-2	0
		1	49	20.50	20.45	20.72	0-2	0
		1	99	20.29	20.27	20.44	0-2	0
		50	0	20.43	20.33	20.77	0-3	0
		50	25	20.41	20.33	20.72	0-3	0
		50	49	20.37	20.22	20.58	0-3	0
		100	0	20.28	20.21	20.59	0-3	0
	256QAM	1	0	19.36	19.27	19.69	0-5	1
		1	49	19.30	19.40	19.51	0-5	1
		1	99	19.13	19.06	19.53	0-5	1
		50	0	18.45	18.42	18.75	0-5	2
		50	25	18.44	18.38	18.76	0-5	2
		50	49	18.41	18.35	18.70	0-5	2
		100	0	18.42	18.34	18.72	0-5	2

[LTE Band 48 Conducted Power RSI=2 **]**

LTE Band 48 _ 5 ㎒ Bandwidth

Bandwidth	Modulation	RB Size	RB Offset	Reduced Power [dBm]				MPR Allowed Per 3GPP [dB]	MPR [dB]
				55265 Ch. 3552.5 ㎒	55748 Ch. 3600.8 ㎒	6232 Ch. 3649.2 ㎒	56715 Ch. 3697.5 ㎒		
5 ㎒	QPSK	1	0	18.68	18.19	18.42	17.95	0	0
		1	12	18.60	18.33	18.53	18.16	0	0
		1	24	18.53	18.20	18.46	18.12	0	0
		12	0	18.62	18.24	18.47	18.16	0-1	0
		12	6	18.77	18.28	18.53	18.04	0-1	0
		12	11	18.72	18.14	18.40	18.12	0-1	0
		25	0	18.76	18.20	18.53	18.18	0-1	0
	16QAM	1	0	18.75	18.12	18.36	17.99	0-1	0
		1	12	18.88	18.18	18.18	17.89	0-1	0
		1	24	18.81	18.03	18.44	18.00	0-1	0
		12	0	18.66	18.10	18.47	17.99	0-2	0
		12	6	18.60	18.23	18.41	18.14	0-2	0
		12	11	18.50	18.08	18.45	17.97	0-2	0
		25	0	18.77	18.29	18.51	18.08	0-2	0
	64QAM	1	0	18.51	18.15	18.45	18.13	0-2	0
		1	12	18.57	18.44	18.58	18.36	0-2	0
		1	24	18.61	18.14	18.44	18.09	0-2	0
		12	0	18.54	18.24	18.37	17.97	0-3	0
		12	6	18.48	18.16	18.31	17.99	0-3	0
		12	11	18.59	18.16	18.33	18.01	0-3	0
		25	0	18.61	18.29	18.48	18.11	0-3	0
	256QAM	1	0	18.49	18.14	18.31	18.02	0-5	1
		1	12	18.55	18.15	18.40	17.94	0-5	1
		1	24	18.46	18.10	18.13	18.10	0-5	1
		12	0	17.72	17.16	17.43	17.06	0-5	2
		12	6	17.67	17.17	17.47	17.13	0-5	2
		12	11	17.58	17.19	17.42	17.05	0-5	2
		25	0	17.85	17.29	17.48	17.24	0-5	2

LTE Band 48 _ 10 ㎒ Bandwidth

Bandwidth	Modulation	RB Size	RB Offset	Reduced Power [dBm]				MPR Allowed Per 3GPP [dB]	MPR [dB]
				55290Ch. 3555 ㎒	55757 Ch. 3601.7 ㎒	56223 Ch. 3648.3 ㎒	56690 Ch. 3695 ㎒		
10 ㎒	QPSK	1	0	18.47	18.14	18.34	18.12	0	0
		1	24	18.62	18.34	18.45	18.19	0	0
		1	49	18.57	18.11	18.40	18.14	0	0
		25	0	18.58	18.31	18.54	18.28	0-1	0
		25	12	18.53	18.26	18.54	18.22	0-1	0
		25	24	18.70	18.36	18.62	18.29	0-1	0
		50	0	18.65	18.28	18.53	18.11	0-1	0
	16QAM	1	0	18.45	18.23	18.45	17.98	0-1	0
		1	24	18.61	18.20	18.43	18.13	0-1	0
		1	49	18.57	18.30	18.30	18.06	0-1	0
		25	0	18.63	18.32	18.41	18.04	0-2	0
		25	12	18.62	18.35	18.44	18.08	0-2	0
		25	24	18.49	18.25	18.44	18.18	0-2	0
		50	0	18.73	18.27	18.50	18.17	0-2	0
	64QAM	1	0	18.49	18.02	18.19	18.19	0-2	0
		1	24	18.60	18.20	18.22	18.15	0-2	0
		1	49	18.61	18.15	18.36	18.11	0-2	0
		25	0	18.59	18.27	18.36	18.21	0-3	0
		25	12	18.57	18.32	18.40	18.05	0-3	0
		25	24	18.56	18.34	18.55	18.09	0-3	0
		50	0	18.63	18.21	18.51	18.25	0-3	0
	256QAM	1	0	18.32	18.03	18.17	17.78	0-5	1
		1	24	18.37	18.08	18.22	18.07	0-5	1
		1	49	18.44	18.10	18.38	17.94	0-5	1
		25	0	17.79	17.25	17.47	17.27	0-5	2
		25	12	17.77	17.27	17.47	17.20	0-5	2
		25	24	17.62	17.38	17.52	17.17	0-5	2
		50	0	17.68	17.39	17.65	17.24	0-5	2

LTE Band 48 _ 15 MHz Bandwidth

Bandwidth	Modulation	RB Size	RB Offset	Reduced Power [dBm]				MPR Allowed Per 3GPP [dB]	MPR [dB]
				55315Ch. 3557.5 MHz	55765 Ch. 3602.5 MHz	56215 Ch. 3647.5 MHz	56665 Ch. 3692.5 MHz		
15 MHz	QPSK	1	0	18.48	18.19	18.39	18.07	0	0
		1	36	18.76	18.23	18.56	18.33	0	0
		1	74	18.58	18.19	18.51	18.09	0	0
		36	0	18.61	18.24	18.41	18.09	0-1	0
		36	18	18.59	18.17	18.43	18.18	0-1	0
		36	39	18.63	18.27	18.50	18.29	0-1	0
		75	0	18.71	18.23	18.54	18.27	0-1	0
	16QAM	1	0	18.32	18.17	18.31	18.07	0-1	0
		1	36	18.15	18.13	18.29	17.93	0-1	0
		1	74	18.37	18.05	18.46	18.24	0-1	0
		36	0	18.59	18.17	18.27	18.10	0-2	0
		36	18	18.46	18.30	18.35	18.06	0-2	0
		36	39	18.60	18.30	18.46	18.17	0-2	0
		75	0	18.58	18.34	18.42	18.11	0-2	0
	64QAM	1	0	18.52	18.27	18.29	17.92	0-2	0
		1	36	18.71	18.46	18.67	18.31	0-2	0
		1	74	18.67	18.26	18.59	18.21	0-2	0
		36	0	18.61	18.27	18.44	18.22	0-3	0
		36	18	18.51	18.18	18.43	18.10	0-3	0
		36	39	18.53	18.22	18.37	18.10	0-3	0
		75	0	18.51	18.30	18.41	18.12	0-3	0
	256QAM	1	0	18.30	17.99	18.21	17.81	0-5	1
		1	36	18.27	18.29	18.31	17.80	0-5	1
		1	74	18.35	18.05	18.17	18.05	0-5	1
		36	0	17.53	17.24	17.52	17.26	0-5	2
		36	18	17.66	17.21	17.49	17.13	0-5	2
		36	39	17.63	17.21	17.44	17.26	0-5	2
		75	0	17.54	17.17	17.44	17.31	0-5	2

LTE Band 48 _ 20 ㎒ Bandwidth

Bandwidth	Modulation	RB Size	RB Offset	Reduced Power [dBm]				MPR Allowed Per 3GPP [dB]	MPR [dB]
				55340Ch. 3560.0 ㎒	55773 Ch. 3603.3 ㎒	56207 Ch. 3646.7 ㎒	56640 Ch. 3690.0 ㎒		
20 ㎒	QPSK	1	0	18.50	18.18	18.34	18.10	0	0
		1	49	18.66	18.40	18.65	18.11	0	0
		1	99	18.52	18.19	18.42	18.10	0	0
		50	0	18.62	18.33	18.34	18.24	0-1	0
		50	25	18.59	18.34	18.41	18.25	0-1	0
		50	49	18.72	18.34	18.42	18.33	0-1	0
		100	0	18.51	18.36	18.54	18.12	0-1	0
	16QAM	1	0	18.48	18.04	18.32	18.09	0-1	0
		1	49	18.59	17.99	18.35	18.13	0-1	0
		1	99	18.49	18.09	18.33	18.12	0-1	0
		50	0	18.59	18.18	18.42	18.16	0-2	0
		50	25	18.55	18.28	18.46	18.10	0-2	0
		50	49	18.61	18.24	18.45	18.13	0-2	0
		100	0	18.62	18.23	18.47	18.15	0-2	0
	64QAM	1	0	18.36	18.08	18.20	17.98	0-2	0
		1	49	18.44	18.15	18.32	18.22	0-2	0
		1	99	18.44	18.04	18.49	18.20	0-2	0
		50	0	18.67	18.20	18.45	18.24	0-3	0
		50	25	18.52	18.38	18.41	18.15	0-3	0
		50	49	18.65	18.19	18.55	18.25	0-3	0
		100	0	18.63	18.18	18.45	18.09	0-3	0
	256QAM	1	0	18.20	18.05	18.19	17.99	0-5	1
		1	49	18.33	18.04	18.34	18.10	0-5	1
		1	99	18.33	18.05	18.25	17.99	0-5	1
		50	0	17.61	17.24	17.48	17.30	0-5	2
		50	25	17.73	17.32	17.52	17.19	0-5	2
		50	49	17.67	17.27	17.57	17.29	0-5	2
		100	0	17.49	17.29	17.54	17.10	0-5	2

[LTE Band 66 Conducted Power RSI=2**]**

LTE Band 66 _ 1.4 ㎒ Bandwidth

Bandwidth	Modulation	RB Size	RB Offset	Reduced Power [dBm]			MPR Allowed Per 3GPP [dB]	MPR [dB]
				131979Ch. 1710.7 ㎒	132322 Ch. 1745 ㎒	132665 Ch. 1779.3 ㎒		
1.4 ㎒	QPSK	1	0	18.44	19.06	19.31	0	0
		1	3	18.38	19.08	19.39	0	0
		1	5	18.52	19.12	19.52	0	0
		3	0	18.45	19.11	19.50	0	0
		3	1	18.52	19.12	19.51	0	0
		3	3	18.47	19.10	19.47	0	0
		6	0	18.53	19.13	19.58	0-1	0
	16QAM	1	0	18.78	19.29	19.85	0-1	0
		1	3	18.68	19.26	19.67	0-1	0
		1	5	18.65	19.34	19.81	0-1	0
		3	0	18.52	19.11	19.60	0-1	0
		3	1	18.67	19.15	19.57	0-1	0
		3	3	18.57	19.22	19.64	0-1	0
		6	0	18.56	19.18	19.69	0-2	0
	64QAM	1	0	18.69	19.25	19.74	0-2	0
		1	3	18.67	19.06	19.71	0-2	0
		1	5	18.77	19.32	19.85	0-2	0
		3	0	18.56	19.17	19.69	0-2	0
		3	1	18.63	19.25	19.81	0-2	0
		3	3	18.66	19.13	19.69	0-2	0
		6	0	18.53	19.15	19.73	0-3	0
	256QAM	1	0	18.04	18.62	19.19	0-5	0
		1	3	18.16	18.59	19.07	0-5	0
		1	5	18.08	18.60	19.06	0-5	0
		3	0	18.08	18.57	19.16	0-5	0
		3	1	18.11	18.69	19.16	0-5	0
		3	3	18.13	18.63	19.16	0-5	0
		6	0	17.07	17.54	18.07	0-5	1

LTE Band 66 _ 3 ㎒ Bandwidth

Bandwidth	Modulation	RB Size	RB Offset	Reduced Power [dBm]			MPR Allowed Per 3GPP [dB]	MPR [dB]
				131987 Ch. 1711.5 ㎒	132322 Ch. 1745 ㎒	132657 Ch. 1778.5 ㎒		
3 ㎒	QPSK	1	0	18.40	19.02	19.32	0	0
		1	7	18.34	18.91	19.27	0	0
		1	14	18.39	18.96	19.32	0	0
		8	0	18.67	19.12	19.49	0-1	0
		8	3	18.60	19.23	19.55	0-1	0
		8	7	18.59	19.12	19.56	0-1	0
		15	0	18.58	19.14	19.52	0-1	0
	16QAM	1	0	18.89	19.25	19.65	0-1	0
		1	7	18.66	19.27	19.73	0-1	0
		1	14	18.73	19.44	19.85	0-1	0
		8	0	18.61	19.15	19.55	0-2	0
		8	3	18.63	19.14	19.63	0-2	0
		8	7	18.61	19.11	19.57	0-2	0
		15	0	18.65	19.19	19.58	0-2	0
	64QAM	1	0	18.88	19.38	19.68	0-2	0
		1	7	18.77	19.37	19.67	0-2	0
		1	14	18.84	19.40	19.72	0-2	0
		8	0	18.67	19.16	19.57	0-3	0
		8	3	18.69	19.20	19.62	0-3	0
		8	7	18.66	19.22	19.56	0-3	0
		15	0	18.66	19.17	19.56	0-3	0
	256QAM	1	0	18.15	18.77	19.05	0-5	0
		1	7	18.11	18.80	19.15	0-5	0
		1	14	18.25	18.74	19.18	0-5	0
		8	0	17.04	17.55	17.93	0-5	1
		8	3	17.02	17.54	18.00	0-5	1
		8	7	17.03	17.54	18.01	0-5	1
		15	0	16.96	17.49	17.95	0-5	1

LTE Band 66 _ 5 ㎒ Bandwidth

Bandwidth	Modulation	RB Size	RB Offset	Reduced Power [dBm]			MPR Allowed Per 3GPP [dB]	MPR [dB]
				131997 Ch. 1712.5 ㎒	132322Ch. 1745 ㎒	132647 Ch. 1777.5 ㎒		
5 ㎒	QPSK	1	0	18.29	18.91	19.23	0	0
		1	12	18.21	18.92	19.29	0	0
		1	24	18.37	19.03	19.42	0	0
		12	0	18.56	19.16	19.51	0-1	0
		12	6	18.56	19.15	19.52	0-1	0
		12	11	18.62	19.13	19.55	0-1	0
		25	0	18.53	19.14	19.48	0-1	0
	16QAM	1	0	18.77	19.38	19.68	0-1	0
		1	12	18.71	19.19	19.59	0-1	0
		1	24	18.80	19.44	19.78	0-1	0
		12	0	18.65	19.10	19.48	0-2	0
		12	6	18.66	19.13	19.56	0-2	0
		12	11	18.68	19.18	19.56	0-2	0
		25	0	18.64	19.15	19.52	0-2	0
	64QAM	1	0	18.85	19.35	19.56	0-2	0
		1	12	18.74	19.34	19.50	0-2	0
		1	24	18.87	19.51	19.59	0-2	0
		12	0	18.68	19.20	19.54	0-3	0
		12	6	18.62	19.16	19.55	0-3	0
		12	11	18.66	19.21	19.60	0-3	0
		25	0	18.60	19.13	19.52	0-3	0
	256QAM	1	0	18.20	18.61	19.12	0-5	0
		1	12	18.18	18.71	19.00	0-5	0
		1	24	18.25	18.81	19.14	0-5	0
		12	0	17.12	17.54	17.90	0-5	1
		12	6	17.07	17.60	17.94	0-5	1
		12	11	17.07	17.66	17.98	0-5	1
		25	0	17.03	17.62	17.96	0-5	1

LTE Band 66 _ 10 ㎒ Bandwidth

Bandwidth	Modulation	RB Size	RB Offset	Reduced Power [dBm]			MPR Allowed Per 3GPP [dB]	MPR [dB]
				132022 Ch. 1715 ㎒	132322 Ch. 1745 ㎒	132622 Ch. 1775 ㎒		
10 ㎒	QPSK	1	0	18.38	18.96	19.26	0	0
		1	24	18.22	18.91	19.19	0	0
		1	49	18.48	18.94	19.29	0	0
		25	0	18.50	19.12	19.39	0-1	0
		25	12	18.51	19.12	19.42	0-1	0
		25	24	18.60	19.13	19.42	0-1	0
		50	0	18.58	19.18	19.46	0-1	0
	16QAM	1	0	18.78	19.43	19.54	0-1	0
		1	24	18.87	19.37	19.50	0-1	0
		1	49	18.92	19.40	19.78	0-1	0
		25	0	18.57	19.16	19.42	0-2	0
		25	12	18.62	19.21	19.42	0-2	0
		25	24	18.64	19.15	19.42	0-2	0
		50	0	18.62	19.18	19.46	0-2	0
	64QAM	1	0	18.78	19.26	19.48	0-2	0
		1	24	18.80	19.34	19.56	0-2	0
		1	49	18.88	19.34	19.59	0-2	0
		25	0	18.62	19.17	19.38	0-3	0
		25	12	18.62	19.17	19.41	0-3	0
		25	24	18.63	19.15	19.48	0-3	0
		50	0	18.65	19.23	19.47	0-3	0
	256QAM	1	0	18.22	18.74	18.93	0-5	0
		1	24	18.19	18.47	18.81	0-5	0
		1	49	18.13	18.63	18.94	0-5	0
		25	0	17.05	17.59	17.85	0-5	1
		25	12	17.05	17.60	17.84	0-5	1
		25	24	17.05	17.60	17.86	0-5	1
		50	0	17.06	17.63	17.90	0-5	1

LTE Band 66 _ 15 ㎒ Bandwidth

Bandwidth	Modulation	RB Size	RB Offset	Reduced Power [dBm]			MPR Allowed Per 3GPP [dB]	MPR [dB]
				132047 Ch. 1717.5 ㎒	132322 Ch. 1745 ㎒	132597 Ch. 1772.5 ㎒		
15 ㎒	QPSK	1	0	18.37	18.90	19.18	0	0
		1	36	18.29	18.94	19.21	0	0
		1	74	18.45	18.99	19.35	0	0
		36	0	18.59	19.15	19.38	0-1	0
		36	18	18.63	19.17	19.39	0-1	0
		36	39	18.66	19.15	19.42	0-1	0
		75	0	18.62	19.12	19.37	0-1	0
	16QAM	1	0	18.91	19.40	19.39	0-1	0
		1	36	18.64	19.21	19.55	0-1	0
		1	74	18.80	19.28	19.64	0-1	0
		36	0	18.76	19.13	19.39	0-2	0
		36	18	18.72	19.16	19.41	0-2	0
		36	39	18.76	19.21	19.48	0-2	0
		75	0	18.70	19.15	19.39	0-2	0
	64QAM	1	0	18.79	19.38	19.45	0-2	0
		1	36	18.85	19.29	19.44	0-2	0
		1	74	18.86	19.41	19.65	0-2	0
		36	0	18.78	19.18	19.42	0-3	0
		36	18	18.80	19.20	19.47	0-3	0
		36	39	18.81	19.17	19.53	0-3	0
		75	0	18.70	19.13	19.40	0-3	0
	256QAM	1	0	18.33	18.74	18.89	0-5	0
		1	36	18.34	18.70	18.82	0-5	0
		1	74	18.43	18.71	19.04	0-5	0
		36	0	17.18	17.59	17.84	0-5	1
		36	18	17.19	17.58	17.86	0-5	1
		36	39	17.23	17.56	17.87	0-5	1
		75	0	17.15	17.62	17.85	0-5	1

LTE Band 66 _ 20 ㎒ Bandwidth

Bandwidth	Modulation	RB Size	RB Offset	Reduced Power [dBm]			MPR Allowed Per 3GPP [dB]	MPR [dB]
				132072 Ch. 1720 ㎒	132322 Ch. 1745 ㎒	132572 Ch. 1770 ㎒		
20 ㎒	QPSK	1	0	18.28	18.98	19.05	0	0
		1	49	18.31	19.02	19.10	0	0
		1	99	18.47	18.93	19.24	0	0
		50	0	18.56	19.16	19.37	0-1	0
		50	25	18.63	19.19	19.38	0-1	0
		50	49	18.65	19.16	19.37	0-1	0
		100	0	18.63	19.15	19.36	0-1	0
	16QAM	1	0	18.85	19.16	19.44	0-1	0
		1	49	19.11	19.39	19.58	0-1	0
		1	99	18.95	19.48	19.59	0-1	0
		50	0	18.72	19.22	19.47	0-2	0
		50	25	18.75	19.21	19.46	0-2	0
		50	49	18.74	19.23	19.46	0-2	0
		100	0	18.71	19.17	19.37	0-2	0
	64QAM	1	0	18.82	19.23	19.50	0-2	0
		1	49	18.88	19.27	19.51	0-2	0
		1	99	18.81	19.43	19.67	0-2	0
		50	0	18.76	19.28	19.46	0-3	0
		50	25	18.79	19.27	19.45	0-3	0
		50	49	18.81	19.23	19.48	0-3	0
		100	0	18.71	19.17	19.39	0-3	0
	256QAM	1	0	18.25	18.79	18.84	0-5	0
		1	49	18.39	18.73	18.85	0-5	0
		1	99	18.41	18.68	19.11	0-5	0
		50	0	17.19	17.72	17.91	0-5	1
		50	25	17.20	17.68	17.89	0-5	1
		50	49	17.22	17.69	17.87	0-5	1
		100	0	17.21	17.68	17.88	0-5	1

11.4.3 LTE Reduced Conducted Power(Grip Sensor on, Earjack)

[LTE Band 2 Conducted Power]

LTE Band 2 _ 1.4 ㎒ Bandwidth

Bandwidth	Modulation	RB Size	RB Offset	Reduced Power [dBm]			MPR Allowed Per 3GPP [dB]	MPR [dB]
				18607 Ch. 1850.7 ㎒	18900 Ch. 1880 ㎒	19193 Ch. 1909.3 ㎒		
1.4 ㎒	QPSK	1	0	20.63	20.64	20.70	0	0
		1	3	20.49	20.60	20.69	0	0
		1	5	20.69	20.67	20.79	0	0
		3	0	20.75	20.65	20.73	0	0
		3	1	20.72	20.57	20.72	0	0
		3	3	20.68	20.58	20.73	0	0
		6	0	20.80	20.71	20.81	0-1	0
	16QAM	1	0	20.92	20.76	20.94	0-1	0
		1	3	20.90	20.79	20.89	0-1	0
		1	5	21.05	20.74	21.01	0-1	0
		3	0	20.75	20.65	20.87	0-1	0
		3	1	20.81	20.81	20.81	0-1	0
		3	3	20.86	20.78	20.89	0-1	0
		6	0	20.78	20.75	20.87	0-2	0
	64QAM	1	0	20.76	20.77	20.96	0-2	0
		1	3	20.82	20.74	20.78	0-2	0
		1	5	20.82	20.82	20.92	0-2	0
		3	0	20.79	20.75	20.78	0-2	0
		3	1	20.79	20.76	20.91	0-2	0
		3	3	20.85	20.67	20.87	0-2	0
		6	0	20.76	20.67	20.87	0-3	0
	256QAM	1	0	19.75	19.76	19.87	0-5	1
		1	3	19.65	19.80	19.82	0-5	1
		1	5	19.81	19.85	19.80	0-5	1
		3	0	19.81	19.67	19.84	0-5	1
		3	1	19.77	19.66	19.83	0-5	1
		3	3	19.75	19.75	19.84	0-5	1
		6	0	18.82	18.76	18.90	0-5	2

LTE Band 2 _ 3 MHz Bandwidth

Bandwidth	Modulation	RB Size	RB Offset	Reduced Power [dBm]			MPR Allowed Per 3GPP [dB]	MPR [dB]
				18615 Ch. 1851.5 MHz	18900 Ch. 1880 MHz	19185 Ch. 1908.5 MHz		
3 MHz	QPSK	1	0	20.61	20.57	20.68	0	0
		1	7	20.42	20.47	20.56	0	0
		1	14	20.54	20.50	20.62	0	0
		8	0	20.74	20.71	20.77	0-1	0
		8	3	20.79	20.73	20.81	0-1	0
		8	7	20.75	20.68	20.80	0-1	0
		15	0	20.79	20.71	20.82	0-1	0
	16QAM	1	0	21.02	20.79	20.92	0-1	0
		1	7	20.93	20.84	20.81	0-1	0
		1	14	21.11	20.89	20.98	0-1	0
		8	0	20.81	20.72	20.73	0-2	0
		8	3	20.81	20.66	20.79	0-2	0
		8	7	20.83	20.79	20.83	0-2	0
		15	0	20.79	20.76	20.84	0-2	0
	64QAM	1	0	21.08	20.85	21.05	0-2	0
		1	7	21.01	20.72	20.93	0-2	0
		1	14	21.09	20.85	21.03	0-2	0
		8	0	20.74	20.71	20.83	0-3	0
		8	3	20.80	20.71	20.77	0-3	0
		8	7	20.78	20.73	20.86	0-3	0
		15	0	20.75	20.69	20.82	0-3	0
	256QAM	1	0	19.91	19.95	20.03	0-5	1
		1	7	20.07	19.81	19.98	0-5	1
		1	14	20.04	19.98	20.08	0-5	1
		8	0	18.72	18.61	18.69	0-5	2
		8	3	18.71	18.59	18.73	0-5	2
		8	7	18.69	18.65	18.76	0-5	2
		15	0	18.82	18.76	18.80	0-5	2

LTE Band 2 _ 5 ㎒ Bandwidth

Bandwidth	Modulation	RB Size	RB Offset	Reduced Power [dBm]			MPR Allowed Per 3GPP [dB]	MPR [dB]
				18625 Ch. 1852.5 ㎒	18900 Ch. 1880 ㎒	19175 Ch. 1907.5 ㎒		
5 ㎒	QPSK	1	0	20.66	20.50	20.61	0	0
		1	12	20.44	20.47	20.55	0	0
		1	24	20.67	20.58	20.70	0	0
		12	0	20.76	20.67	20.80	0-1	0
		12	6	20.79	20.72	20.80	0-1	0
		12	11	20.86	20.72	20.86	0-1	0
		25	0	20.83	20.73	20.79	0-1	0
	16QAM	1	0	20.99	20.99	21.06	0-1	0
		1	12	20.80	20.86	20.95	0-1	0
		1	24	20.90	20.82	21.20	0-1	0
		12	0	20.84	20.72	20.82	0-2	0
		12	6	20.83	20.75	20.84	0-2	0
		12	11	20.87	20.69	20.85	0-2	0
		25	0	20.83	20.70	20.78	0-2	0
	64QAM	1	0	21.08	20.99	21.07	0-2	0
		1	12	20.92	20.91	21.05	0-2	0
		1	24	20.82	20.96	21.11	0-2	0
		12	0	20.83	20.72	20.81	0-3	0
		12	6	20.79	20.73	20.81	0-3	0
		12	11	20.83	20.71	20.82	0-3	0
		25	0	20.82	20.67	20.85	0-3	0
	256QAM	1	0	20.06	19.86	19.80	0-5	1
		1	12	20.12	19.96	19.92	0-5	1
		1	24	19.96	19.92	20.07	0-5	1
		12	0	18.76	18.71	18.82	0-5	2
		12	6	18.80	18.76	18.86	0-5	2
		12	11	18.86	18.77	18.87	0-5	2
		25	0	18.83	18.73	18.80	0-5	2

LTE Band 2 _ 10 ㎒ Bandwidth

Bandwidth	Modulation	RB Size	RB Offset	Reduced Power [dBm]			MPR Allowed Per 3GPP [dB]	MPR [dB]
				18650 Ch. 1855 ㎒	18900 Ch. 1880 ㎒	19150 Ch. 1905 ㎒		
10 ㎒	QPSK	1	0	20.62	20.59	20.58	0	0
		1	24	20.49	20.49	20.60	0	0
		1	49	20.67	20.51	20.67	0	0
		25	0	20.79	20.71	20.75	0-1	0
		25	12	20.84	20.71	20.76	0-1	0
		25	24	20.89	20.73	20.85	0-1	0
		50	0	20.87	20.71	20.82	0-1	0
	16QAM	1	0	20.99	20.80	20.84	0-1	0
		1	24	21.06	20.82	20.75	0-1	0
		1	49	21.09	20.81	21.02	0-1	0
		25	0	20.77	20.71	20.78	0-2	0
		25	12	20.87	20.70	20.78	0-2	0
		25	24	20.89	20.72	20.84	0-2	0
		50	0	20.89	20.74	20.82	0-2	0
	64QAM	1	0	20.96	20.95	20.84	0-2	0
		1	24	21.11	20.87	20.97	0-2	0
		1	49	21.16	20.90	21.01	0-2	0
		25	0	20.77	20.68	20.78	0-3	0
		25	12	20.86	20.70	20.79	0-3	0
		25	24	20.85	20.67	20.84	0-3	0
		50	0	20.88	20.75	20.87	0-3	0
	256QAM	1	0	19.93	20.00	19.87	0-5	1
		1	24	20.01	19.90	20.02	0-5	1
		1	49	20.16	19.98	20.13	0-5	1
		25	0	18.85	18.74	18.77	0-5	2
		25	12	18.84	18.72	18.79	0-5	2
		25	24	18.83	18.71	18.82	0-5	2
		50	0	18.91	18.75	18.80	0-5	2

LTE Band 2 _ 15 ㎒ Bandwidth

Bandwidth	Modulation	RB Size	RB Offset	Reduced Power [dBm]			MPR Allowed Per 3GPP [dB]	MPR [dB]
				18675 Ch. 1857.5 ㎒	18900 Ch. 1880 ㎒	19125 Ch. 1902.5 ㎒		
15 ㎒	QPSK	1	0	20.55	20.45	20.48	0	0
		1	36	20.62	20.48	20.52	0	0
		1	74	20.80	20.55	20.70	0	0
		36	0	20.80	20.67	20.73	0-1	0
		36	18	20.86	20.72	20.75	0-1	0
		36	39	20.91	20.72	20.82	0-1	0
		75	0	20.86	20.65	20.72	0-1	0
	16QAM	1	0	20.76	20.79	20.95	0-1	0
		1	36	20.88	20.67	20.70	0-1	0
		1	74	21.10	20.84	20.91	0-1	0
		36	0	20.78	20.76	20.77	0-2	0
		36	18	20.85	20.70	20.78	0-2	0
		36	39	20.96	20.74	20.81	0-2	0
		75	0	20.85	20.70	20.76	0-2	0
	64QAM	1	0	20.95	20.84	20.91	0-2	0
		1	36	20.89	20.81	20.87	0-2	0
		1	74	21.08	20.86	20.90	0-2	0
		36	0	20.86	20.76	20.77	0-3	0
		36	18	20.92	20.78	20.79	0-3	0
		36	39	20.98	20.74	20.83	0-3	0
		75	0	20.83	20.68	20.74	0-3	0
	256QAM	1	0	19.89	19.93	19.65	0-5	1
		1	36	19.79	19.76	19.86	0-5	1
		1	74	20.11	19.87	19.94	0-5	1
		36	0	18.81	18.76	18.74	0-5	2
		36	18	18.88	18.77	18.77	0-5	2
		36	39	18.95	18.76	18.82	0-5	2
		75	0	18.87	18.75	18.81	0-5	2

LTE Band 2 _ 20 ㎒ Bandwidth

Bandwidth	Modulation	RB Size	RB Offset	Reduced Power [dBm]			MPR Allowed Per 3GPP [dB]	MPR [dB]
				18700 Ch. 1860 ㎒	18900 Ch. 1880 ㎒	19100 Ch. 1900 ㎒		
20 ㎒	QPSK	1	0	20.21	20.45	20.47	0	0
		1	49	20.39	20.51	20.80	0	0
		1	99	20.45	20.46	20.59	0	0
		50	0	20.76	20.69	20.69	0-1	0
		50	25	20.84	20.72	20.73	0-1	0
		50	49	20.83	20.76	20.78	0-1	0
		100	0	20.75	20.69	20.72	0-1	0
	16QAM	1	0	20.74	20.76	20.77	0-1	0
		1	49	20.89	20.78	20.91	0-1	0
		1	99	21.06	20.83	21.01	0-1	0
		50	0	20.78	20.71	20.68	0-2	0
		50	25	20.87	20.75	20.75	0-2	0
		50	49	20.90	20.75	20.80	0-2	0
		100	0	20.79	20.68	20.71	0-2	0
	64QAM	1	0	20.98	20.81	20.90	0-2	0
		1	49	21.10	21.01	20.98	0-2	0
		1	99	21.18	20.95	21.03	0-2	0
		50	0	20.84	20.76	20.74	0-3	0
		50	25	20.88	20.75	20.84	0-3	0
		50	49	20.92	20.75	20.86	0-3	0
		100	0	20.76	20.69	20.71	0-3	0
	256QAM	1	0	19.80	19.84	19.83	0-5	1
		1	49	20.13	19.61	19.95	0-5	1
		1	99	20.18	19.72	20.02	0-5	1
		50	0	18.76	18.71	18.70	0-5	2
		50	25	18.84	18.75	18.74	0-5	2
		50	49	18.90	18.73	18.81	0-5	2
		100	0	18.84	18.74	18.78	0-5	2

[LTE Band 4 Conducted Power RSI=3, 4 **]**

LTE Band 4 _ 1.4 ㎒ Bandwidth

Bandwidth	Modulation	RB Size	RB Offset	Reduced Power [dBm]			MPR Allowed Per 3GPP [dB]	MPR [dB]
				19957 Ch. 1710.7 ㎒	20175 Ch. 1732.5 ㎒	20393 Ch. 1754.3 ㎒		
1.4 ㎒	QPSK	1	0	18.13	17.99	19.14	0	0
		1	3	17.95	18.03	19.16	0	0
		1	5	18.02	18.14	19.29	0	0
		3	0	18.17	18.12	19.29	0-1	0
		3	1	18.21	18.16	19.33	0-1	0
		3	3	18.19	18.10	19.34	0-1	0
		6	0	18.26	18.17	19.34	0-1	0
	16QAM	1	0	18.38	18.47	19.54	0-1	0
		1	3	18.32	18.30	19.63	0-1	0
		1	5	18.40	18.34	19.47	0-1	0
		3	0	18.16	18.24	19.44	0-2	0
		3	1	18.35	18.49	19.50	0-2	0
		3	3	18.43	18.34	19.43	0-2	0
		6	0	18.31	18.25	19.39	0-2	0
	64QAM	1	0	18.35	18.37	19.52	0-2	0
		1	3	18.22	18.31	19.29	0-2	0
		1	5	18.35	18.43	19.44	0-2	0
		3	0	18.27	18.26	19.39	0-3	0
		3	1	18.25	18.29	19.50	0-3	0
		3	3	18.30	18.15	19.43	0-3	0
		6	0	18.25	18.16	19.33	0-3	0
	256QAM	1	0	18.32	18.38	19.31	0-5	0
		1	3	18.23	18.31	19.38	0-5	0
		1	5	18.30	18.27	19.42	0-5	0
		3	0	18.24	18.19	19.37	0-5	0
		3	1	18.37	18.17	19.44	0-5	0
		3	3	18.35	18.31	19.48	0-5	0
		6	0	17.65	17.63	18.81	0-5	0

LTE Band 4 _ 3 MHz Bandwidth

Bandwidth	Modulation	RB Size	RB Offset	Reduced Power [dBm]			MPR Allowed Per 3GPP [dB]	MPR [dB]
				19965 Ch. 1711.5 MHz	20175 Ch. 1732.5 MHz	20385 Ch. 1753.5 MHz		
3 MHz	QPSK	1	0	18.07	18.02	19.16	0	0
		1	7	17.98	17.93	18.99	0	0
		1	14	18.01	18.00	19.09	0	0
		8	0	18.16	18.12	19.29	0-1	0
		8	3	18.27	18.22	19.33	0-1	0
		8	7	18.24	18.25	19.38	0-1	0
		15	0	18.27	18.18	19.33	0-1	0
	16QAM	1	0	18.39	18.58	19.66	0-1	0
		1	7	18.04	18.36	19.47	0-1	0
		1	14	18.44	18.66	19.53	0-1	0
		8	0	18.26	18.26	19.37	0-2	0
		8	3	18.23	18.19	19.40	0-2	0
		8	7	18.21	18.21	19.35	0-2	0
		15	0	18.25	18.20	19.34	0-2	0
	64QAM	1	0	18.30	18.35	19.57	0-2	0
		1	7	18.14	18.49	19.34	0-2	0
		1	14	18.38	18.59	19.38	0-2	0
		8	0	18.24	18.21	19.30	0-3	0
		8	3	18.29	18.25	19.33	0-3	0
		8	7	18.27	18.18	19.32	0-3	0
		15	0	18.26	18.27	19.31	0-3	0
	256QAM	1	0	18.44	18.45	19.46	0-5	0
		1	7	18.44	18.46	19.47	0-5	0
		1	14	18.32	18.49	19.50	0-5	0
		8	0	17.58	17.58	18.70	0-5	0
		8	3	17.58	17.54	18.77	0-5	0
		8	7	17.64	17.59	18.76	0-5	0
		15	0	17.70	17.69	18.81	0-5	0

LTE Band 4 _ 5 ㎒ Bandwidth

Bandwidth	Modulation	RB Size	RB Offset	Reduced Power [dBm]			MPR Allowed Per 3GPP [dB]	MPR [dB]
				19975 Ch. 1712.5 ㎒	20175 Ch. 1732.5 ㎒	20375 Ch. 1752.5 ㎒		
5 ㎒	QPSK	1	0	17.98	17.94	19.06	0	0
		1	12	17.86	17.92	18.97	0	0
		1	24	18.09	18.08	19.15	0	0
		12	0	18.19	18.24	19.28	0-1	0
		12	6	18.20	18.21	19.33	0-1	0
		12	11	18.24	18.25	19.35	0-1	0
		25	0	18.19	18.17	19.29	0-1	0
	16QAM	1	0	18.42	18.46	19.51	0-1	0
		1	12	18.30	18.37	19.33	0-1	0
		1	24	18.42	18.50	19.34	0-1	0
		12	0	18.29	18.23	19.39	0-2	0
		12	6	18.26	18.24	19.35	0-2	0
		12	11	18.25	18.21	19.36	0-2	0
		25	0	18.15	18.12	19.32	0-2	0
	64QAM	1	0	18.34	18.34	19.57	0-2	0
		1	12	18.32	18.37	19.32	0-2	0
		1	24	18.45	18.51	19.33	0-2	0
		12	0	18.26	18.16	19.30	0-3	0
		12	6	18.22	18.21	19.32	0-3	0
		12	11	18.31	18.26	19.34	0-3	0
		25	0	18.24	18.19	19.28	0-3	0
	256QAM	1	0	18.44	18.29	19.39	0-5	0
		1	12	18.34	18.31	19.37	0-5	0
		1	24	18.44	18.45	19.46	0-5	0
		12	0	17.69	17.70	18.82	0-5	0
		12	6	17.77	17.72	18.79	0-5	0
		12	11	17.76	17.74	18.83	0-5	0
		25	0	17.70	17.74	18.76	0-5	0

LTE Band 4 _ 10 ㎒ Bandwidth

Bandwidth	Modulation	RB Size	RB Offset	Reduced Power [dBm]			MPR Allowed Per 3GPP [dB]	MPR [dB]
				20000 Ch. 1715 ㎒	20175 Ch. 1732.5 ㎒	20350 Ch. 1750 ㎒		
10 ㎒	QPSK	1	0	17.96	17.98	19.02	0	0
		1	24	17.79	17.97	18.97	0	0
		1	49	17.91	18.04	19.08	0	0
		25	0	18.07	18.10	19.17	0-1	0
		25	12	18.12	18.18	19.21	0-1	0
		25	24	18.13	18.17	19.26	0-1	0
		50	0	18.13	18.19	19.22	0-1	0
	16QAM	1	0	18.43	18.23	19.45	0-1	0
		1	24	18.32	18.23	19.43	0-1	0
		1	49	18.45	18.31	19.56	0-1	0
		25	0	18.14	18.17	19.22	0-2	0
		25	12	18.14	18.17	19.21	0-2	0
		25	24	18.22	18.17	19.25	0-2	0
		50	0	18.17	18.24	19.29	0-2	0
	64QAM	1	0	18.38	18.38	19.48	0-2	0
		1	24	18.60	18.49	19.41	0-2	0
		1	49	18.62	18.46	19.53	0-2	0
		25	0	18.13	18.13	19.25	0-3	0
		25	12	18.14	18.18	19.24	0-3	0
		25	24	18.19	18.20	19.30	0-3	0
		50	0	18.25	18.26	19.28	0-3	0
	256QAM	1	0	18.34	18.46	19.38	0-5	0
		1	24	18.19	18.43	19.31	0-5	0
		1	49	18.31	18.46	19.49	0-5	0
		25	0	17.65	17.68	18.71	0-5	0
		25	12	17.71	17.69	18.69	0-5	0
		25	24	17.72	17.72	18.72	0-5	0
		50	0	17.64	17.72	18.79	0-5	0

LTE Band 4 _ 15 ㎒ Bandwidth

Bandwidth	Modulation	RB Size	RB Offset	Reduced Power [dBm]			MPR Allowed Per 3GPP [dB]	MPR [dB]
				20025 Ch. 1717.5 ㎒	20175 Ch. 1732.5 ㎒	20325 Ch. 1747.5 ㎒		
15 ㎒	QPSK	1	0	17.76	17.83	18.80	0	0
		1	36	18.08	17.91	18.85	0	0
		1	74	18.01	18.10	18.94	0	0
		36	0	18.06	18.11	19.10	0-1	0
		36	18	18.10	18.20	19.12	0-1	0
		36	39	18.13	18.25	19.14	0-1	0
		75	0	18.05	18.16	19.06	0-1	0
	16QAM	1	0	18.44	18.40	19.16	0-1	0
		1	36	18.27	18.48	19.27	0-1	0
		1	74	18.47	18.76	19.36	0-1	0
		36	0	18.06	18.20	19.11	0-2	0
		36	18	18.17	18.24	19.13	0-2	0
		36	39	18.21	18.27	19.18	0-2	0
		75	0	18.11	18.21	19.12	0-2	0
	64QAM	1	0	18.25	18.32	19.15	0-2	0
		1	36	18.26	18.29	19.12	0-2	0
		1	74	18.34	18.43	19.15	0-2	0
		36	0	18.17	18.18	19.14	0-3	0
		36	18	18.17	18.24	19.19	0-3	0
		36	39	18.24	18.29	19.21	0-3	0
		75	0	18.12	18.19	19.12	0-3	0
	256QAM	1	0	18.18	18.32	19.08	0-5	0
		1	36	18.22	18.32	19.22	0-5	0
		1	74	18.40	18.55	19.32	0-5	0
		36	0	17.59	17.61	18.56	0-5	0
		36	18	17.62	17.65	18.57	0-5	0
		36	39	17.67	17.70	18.63	0-5	0
		75	0	17.67	17.74	18.64	0-5	0

LTE Band 4 _ 20 MHz Bandwidth

Bandwidth	Modulation	RB Size	RB Offset	Reduced Power [dBm]			MPR Allowed Per 3GPP [dB]	MPR [dB]
				20050 Ch.	20175 Ch.	20300 Ch.		
				1720 MHz	1732.5 MHz	1745 MHz		
20 MHz	QPSK	1	0	17.76	17.80	18.65	0	0
		1	49	17.71	17.94	18.74	0	0
		1	99	17.85	18.03	18.79	0	0
		50	0	18.01	18.10	18.96	0-1	0
		50	25	18.10	18.21	19.01	0-1	0
		50	49	18.15	18.27	19.02	0-1	0
		100	0	18.11	18.14	18.97	0-1	0
	16QAM	1	0	17.98	18.14	18.71	0-1	0
		1	49	18.05	18.34	18.99	0-1	0
		1	99	18.44	18.37	19.10	0-1	0
		50	0	18.08	18.13	18.97	0-2	0
		50	25	18.15	18.25	19.03	0-2	0
		50	49	18.20	18.27	19.06	0-2	0
		100	0	18.08	18.14	18.95	0-2	0
	64QAM	1	0	18.06	18.27	19.03	0-2	0
		1	49	18.26	18.59	19.08	0-2	0
		1	99	18.39	18.52	19.21	0-2	0
		50	0	18.11	18.12	18.97	0-3	0
		50	25	18.18	18.28	19.09	0-3	0
		50	49	18.25	18.33	19.09	0-3	0
		100	0	18.12	18.20	18.94	0-3	0
	256QAM	1	0	17.96	18.42	18.92	0-5	0
		1	49	18.13	18.45	19.06	0-5	0
		1	99	18.24	18.41	19.13	0-5	0
		50	0	17.56	17.62	18.47	0-5	0
		50	25	17.62	17.70	18.49	0-5	0
		50	49	17.67	17.76	18.51	0-5	0
		100	0	17.62	17.70	18.49	0-5	0

[LTE Band 7 Conducted Power RSI=3, 4**]**

LTE Band 7 _ 5 ㎒ Bandwidth

Bandwidth	Modulation	RB Size	RB Offset	Reduced Power [dBm]			MPR Allowed Per 3GPP [dB]	MPR [dB]
				20775 Ch. 2502.5 ㎒	21100 Ch. 2535 ㎒	21425 Ch. 2567.5 ㎒		
5 ㎒	QPSK	1	0	20.01	20.06	20.55	0	0
		1	12	19.85	20.05	20.43	0	0
		1	24	19.92	20.07	20.49	0	0
		12	0	20.28	20.23	20.71	0-1	0
		12	6	20.28	20.19	20.66	0-1	0
		12	11	20.27	20.19	20.64	0-1	0
		25	0	20.31	20.22	20.70	0-1	0
	16QAM	1	0	20.34	20.60	20.87	0-1	0
		1	12	20.19	20.35	20.67	0-1	0
		1	24	20.22	20.37	20.67	0-1	0
		12	0	20.18	20.16	20.65	0-2	0
		12	6	20.20	20.19	20.60	0-2	0
		12	11	20.19	20.23	20.54	0-2	0
		25	0	20.26	20.23	20.62	0-2	0
	64QAM	1	0	20.33	20.43	20.81	0-2	0
		1	12	20.25	20.29	20.69	0-2	0
		1	24	20.33	20.27	20.68	0-2	0
		12	0	20.20	20.21	20.56	0-3	0
		12	6	20.15	20.13	20.55	0-3	0
		12	11	20.18	20.10	20.51	0-3	0
		25	0	20.23	20.20	20.59	0-3	0
	256QAM	1	0	19.33	19.41	19.76	0-5	1
		1	12	19.25	19.30	19.59	0-5	1
		1	24	19.41	19.37	19.70	0-5	1
		12	0	18.17	18.19	18.59	0-5	2
		12	6	18.19	18.20	18.57	0-5	2
		12	11	18.19	18.23	18.57	0-5	2
		25	0	18.31	18.28	18.76	0-5	2

LTE Band 7_ 10 ㎒ Bandwidth

Bandwidth	Modulation	RB Size	RB Offset	Reduced Power [dBm]			MPR Allowed Per 3GPP [dB]	MPR [dB]
				20800 Ch. 2505 ㎒	21100 Ch. 2535 ㎒	21400 Ch. 2565 ㎒		
10 ㎒	QPSK	1	0	20.16	20.15	20.60	0	0
		1	24	19.92	20.01	20.45	0	0
		1	49	19.99	19.99	20.37	0	0
		25	0	20.43	20.30	20.75	0-1	0
		25	12	20.41	20.24	20.75	0-1	0
		25	24	20.33	20.27	20.67	0-1	0
		50	0	20.39	20.26	20.75	0-1	0
	16QAM	1	0	20.40	20.49	20.63	0-1	0
		1	24	20.42	20.35	20.72	0-1	0
		1	49	20.46	20.24	20.68	0-1	0
		25	0	20.28	20.26	20.65	0-2	0
		25	12	20.29	20.22	20.66	0-2	0
		25	24	20.33	20.19	20.63	0-2	0
		50	0	20.35	20.27	20.67	0-2	0
	64QAM	1	0	20.50	20.39	20.72	0-2	0
		1	24	20.27	20.26	20.67	0-2	0
		1	49	20.28	20.25	20.67	0-2	0
		25	0	20.27	20.20	20.61	0-3	0
		25	12	20.26	20.23	20.58	0-3	0
		25	24	20.25	20.17	20.52	0-3	0
		50	0	20.37	20.26	20.70	0-3	0
	256QAM	1	0	19.21	19.40	19.77	0-5	1
		1	24	19.25	19.43	19.70	0-5	1
		1	49	19.25	19.27	19.67	0-5	1
		25	0	18.36	18.31	18.72	0-5	2
		25	12	18.38	18.29	18.71	0-5	2
		25	24	18.38	18.30	18.67	0-5	2
		50	0	18.41	18.37	18.77	0-5	2

LTE Band 7 _ 15 MHz Bandwidth

Bandwidth	Modulation	RB Size	RB Offset	Reduced Power [dBm]			MPR Allowed Per 3GPP [dB]	MPR [dB]
				20825 Ch. 2507.5 MHz	21100 Ch. 2535 MHz	21375 Ch. 2562.5 MHz		
15 MHz	QPSK	1	0	20.18	20.06	20.53	0	0
		1	36	20.30	19.96	20.35	0	0
		1	74	20.15	19.98	20.30	0	0
		36	0	20.45	20.29	20.68	0-1	0
		36	18	20.36	20.25	20.70	0-1	0
		36	39	20.36	20.18	20.60	0-1	0
		75	0	20.37	20.21	20.69	0-1	0
	16QAM	1	0	20.38	20.46	20.66	0-1	0
		1	36	20.24	20.47	20.70	0-1	0
		1	74	20.18	20.36	20.55	0-1	0
		36	0	20.27	20.24	20.63	0-2	0
		36	18	20.31	20.23	20.60	0-2	0
		36	39	20.25	20.15	20.52	0-2	0
		75	0	20.29	20.20	20.59	0-2	0
	64QAM	1	0	20.41	20.45	20.76	0-2	0
		1	36	20.43	20.29	20.65	0-2	0
		1	74	20.39	20.25	20.57	0-2	0
		36	0	20.29	20.24	20.58	0-3	0
		36	18	20.32	20.22	20.57	0-3	0
		36	39	20.23	20.16	20.55	0-3	0
		75	0	20.25	20.17	20.62	0-3	0
	256QAM	1	0	19.30	19.30	19.64	0-5	1
		1	36	19.31	19.38	19.66	0-5	1
		1	74	19.27	19.33	19.50	0-5	1
		36	0	18.32	18.26	18.62	0-5	2
		36	18	18.30	18.32	18.61	0-5	2
		36	39	18.29	18.22	18.53	0-5	2
		75	0	18.36	18.32	18.74	0-5	2

LTE Band 7 _ 20 MHz Bandwidth

Bandwidth	Modulation	RB Size	RB Offset	Reduced Power [dBm]			MPR Allowed Per 3GPP [dB]	MPR [dB]
				20850 Ch. 2510 MHz	21100 Ch. 2535 MHz	21350 Ch. 2560 MHz		
20 MHz	QPSK	1	0	20.39	20.15	20.54	0	0
		1	49	20.10	20.11	20.42	0	0
		1	99	20.14	19.86	20.18	0	0
		50	0	20.51	20.34	20.80	0-1	0
		50	25	20.48	20.30	20.75	0-1	0
		50	49	20.41	20.23	20.62	0-1	0
		100	0	20.41	20.26	20.66	0-1	0
	16QAM	1	0	20.34	20.53	20.78	0-1	0
		1	49	20.44	20.18	20.58	0-1	0
		1	99	20.20	20.01	20.46	0-1	0
		50	0	20.40	20.28	20.76	0-2	0
		50	25	20.41	20.28	20.68	0-2	0
		50	49	20.32	20.20	20.58	0-2	0
		100	0	20.28	20.21	20.56	0-2	0
	64QAM	1	0	20.25	20.38	20.65	0-2	0
		1	49	20.36	20.29	20.62	0-2	0
		1	99	20.21	20.23	20.39	0-2	0
		50	0	20.43	20.33	20.68	0-3	0
		50	25	20.40	20.26	20.67	0-3	0
		50	49	20.31	20.18	20.57	0-3	0
		100	0	20.22	20.20	20.56	0-3	0
	256QAM	1	0	19.28	19.25	19.55	0-5	1
		1	49	19.30	19.22	19.63	0-5	1
		1	99	19.07	19.18	19.48	0-5	1
		50	0	18.40	18.39	18.77	0-5	2
		50	25	18.41	18.36	18.71	0-5	2
		50	49	18.35	18.31	18.62	0-5	2
		100	0	18.41	18.31	18.68	0-5	2

[LTE Band 66 Conducted Power RSI=3, 4**]**

LTE Band 66 _ 1.4 ㎒ Bandwidth

Bandwidth	Modulation	RB Size	RB Offset	Reduced Power [dBm]			MPR Allowed Per 3GPP [dB]	MPR [dB]
				131979Ch. 1710.7 ㎒	132322 Ch. 1745 ㎒	132665 Ch. 1779.3 ㎒		
1.4 ㎒	QPSK	1	0	18.53	19.03	19.28	0	0
		1	3	18.32	19.13	19.36	0	0
		1	5	18.62	19.02	19.45	0	0
		3	0	18.41	19.10	19.47	0	0
		3	1	18.58	19.19	19.58	0	0
		3	3	18.43	19.15	19.43	0	0
		6	0	18.43	19.13	19.59	0-1	0
	16QAM	1	0	18.78	19.20	19.78	0-1	0
		1	3	18.77	19.18	19.57	0-1	0
		1	5	18.69	19.43	19.84	0-1	0
		3	0	18.44	19.09	19.51	0-1	0
		3	1	18.62	19.09	19.61	0-1	0
		3	3	18.55	19.23	19.54	0-1	0
		6	0	18.51	19.17	19.72	0-2	0
	64QAM	1	0	18.62	19.25	19.84	0-2	0
		1	3	18.72	19.05	19.79	0-2	0
		1	5	18.82	19.36	19.91	0-2	0
		3	0	18.57	19.23	19.62	0-2	0
		3	1	18.65	19.18	19.87	0-2	0
		3	3	18.72	19.22	19.60	0-2	0
		6	0	18.54	19.09	19.64	0-3	0
	256QAM	1	0	17.94	18.64	19.19	0-5	0
		1	3	18.14	18.67	19.10	0-5	0
		1	5	18.18	18.50	19.02	0-5	0
		3	0	18.14	18.54	19.12	0-5	0
		3	1	18.18	18.63	19.26	0-5	0
		3	3	18.17	18.73	19.18	0-5	0
		6	0	17.14	17.47	17.98	0-5	1

LTE Band 66 _ 3 ㎒ Bandwidth

Bandwidth	Modulation	RB Size	RB Offset	Reduced Power [dBm]			MPR Allowed Per 3GPP [dB]	MPR [dB]
				131987 Ch. 1711.5 ㎒	132322 Ch. 1745 ㎒	132657 Ch. 1778.5 ㎒		
3 ㎒	QPSK	1	0	18.39	18.95	19.31	0	0
		1	7	18.27	18.81	19.29	0	0
		1	14	18.36	18.90	19.31	0	0
		8	0	18.75	19.19	19.39	0-1	0
		8	3	18.54	19.32	19.47	0-1	0
		8	7	18.68	19.06	19.58	0-1	0
		15	0	18.66	19.04	19.42	0-1	0
	16QAM	1	0	18.91	19.29	19.60	0-1	0
		1	7	18.71	19.22	19.64	0-1	0
		1	14	18.75	19.45	19.78	0-1	0
		8	0	18.56	19.23	19.52	0-2	0
		8	3	18.60	19.18	19.70	0-2	0
		8	7	18.61	19.18	19.51	0-2	0
		15	0	18.70	19.20	19.67	0-2	0
	64QAM	1	0	18.90	19.47	19.69	0-2	0
		1	7	18.73	19.47	19.75	0-2	0
		1	14	18.94	19.37	19.63	0-2	0
		8	0	18.62	19.09	19.58	0-3	0
		8	3	18.72	19.16	19.69	0-3	0
		8	7	18.72	19.19	19.46	0-3	0
		15	0	18.70	19.24	19.57	0-3	0
	256QAM	1	0	18.07	18.74	19.15	0-5	0
		1	7	18.18	18.79	19.23	0-5	0
		1	14	18.25	18.70	19.18	0-5	0
		8	0	17.13	17.49	17.85	0-5	1
		8	3	17.01	17.63	18.06	0-5	1
		8	7	16.96	17.50	17.97	0-5	1
		15	0	16.98	17.46	17.90	0-5	1

LTE Band 66 _ 5 ㎒ Bandwidth

Bandwidth	Modulation	RB Size	RB Offset	Reduced Power [dBm]			MPR Allowed Per 3GPP [dB]	MPR [dB]
				131997 Ch. 1712.5 ㎒	132322Ch. 1745 ㎒	132647 Ch. 1777.5 ㎒		
5 ㎒	QPSK	1	0	18.23	18.94	19.18	0	0
		1	12	18.22	19.00	19.32	0	0
		1	24	18.36	19.03	19.52	0	0
		12	0	18.55	19.12	19.44	0-1	0
		12	6	18.47	19.17	19.47	0-1	0
		12	11	18.60	19.17	19.51	0-1	0
		25	0	18.58	19.19	19.45	0-1	0
	16QAM	1	0	18.73	19.28	19.76	0-1	0
		1	12	18.80	19.11	19.55	0-1	0
		1	24	18.83	19.34	19.80	0-1	0
		12	0	18.56	19.05	19.46	0-2	0
		12	6	18.65	19.22	19.56	0-2	0
		12	11	18.71	19.21	19.50	0-2	0
		25	0	18.61	19.13	19.60	0-2	0
	64QAM	1	0	18.79	19.30	19.53	0-2	0
		1	12	18.72	19.28	19.50	0-2	0
		1	24	18.95	19.61	19.60	0-2	0
		12	0	18.62	19.24	19.61	0-3	0
		12	6	18.70	19.12	19.49	0-3	0
		12	11	18.57	19.31	19.51	0-3	0
		25	0	18.61	19.03	19.58	0-3	0
	256QAM	1	0	18.15	18.65	19.08	0-5	0
		1	12	18.20	18.67	19.10	0-5	0
		1	24	18.35	18.79	19.18	0-5	0
		12	0	17.02	17.55	17.96	0-5	1
		12	6	17.09	17.51	18.02	0-5	1
		12	11	17.08	17.74	18.01	0-5	1
		25	0	17.12	17.66	18.02	0-5	1

LTE Band 66 _ 10 ㎒ Bandwidth

Bandwidth	Modulation	RB Size	RB Offset	Reduced Power [dBm]			MPR Allowed Per 3GPP [dB]	MPR [dB]
				132022 Ch. 1715 ㎒	132322 Ch. 1745 ㎒	132622 Ch. 1775 ㎒		
10 ㎒	QPSK	1	0	18.31	18.92	19.24	0	0
		1	24	18.21	19.01	19.20	0	0
		1	49	18.53	19.00	19.32	0	0
		25	0	18.56	19.21	19.38	0-1	0
		25	12	18.47	19.22	19.51	0-1	0
		25	24	18.63	19.07	19.40	0-1	0
		50	0	18.53	19.18	19.55	0-1	0
	16QAM	1	0	18.83	19.43	19.51	0-1	0
		1	24	18.88	19.34	19.41	0-1	0
		1	49	18.84	19.37	19.81	0-1	0
		25	0	18.58	19.06	19.39	0-2	0
		25	12	18.66	19.23	19.44	0-2	0
		25	24	18.59	19.10	19.43	0-2	0
		50	0	18.58	19.23	19.38	0-2	0
	64QAM	1	0	18.76	19.22	19.55	0-2	0
		1	24	18.86	19.39	19.59	0-2	0
		1	49	18.89	19.40	19.57	0-2	0
		25	0	18.53	19.14	19.37	0-3	0
		25	12	18.72	19.10	19.45	0-3	0
		25	24	18.54	19.09	19.42	0-3	0
		50	0	18.67	19.13	19.37	0-3	0
	256QAM	1	0	18.12	18.82	18.84	0-5	0
		1	24	18.27	18.43	18.87	0-5	0
		1	49	18.10	18.70	18.93	0-5	0
		25	0	17.11	17.58	17.82	0-5	1
		25	12	17.15	17.67	17.88	0-5	1
		25	24	17.05	17.56	17.90	0-5	1
		50	0	16.99	17.68	17.87	0-5	1

LTE Band 66 _ 15 ㎒ Bandwidth

Bandwidth	Modulation	RB Size	RB Offset	Reduced Power [dBm]			MPR Allowed Per 3GPP [dB]	MPR [dB]
				132047 Ch. 1717.5 ㎒	132322 Ch. 1745 ㎒	132597 Ch. 1772.5 ㎒		
15 ㎒	QPSK	1	0	18.27	18.92	19.11	0	0
		1	36	18.37	18.98	19.11	0	0
		1	74	18.35	18.98	19.27	0	0
		36	0	18.52	19.19	19.42	0-1	0
		36	18	18.67	19.09	19.46	0-1	0
		36	39	18.60	19.17	19.49	0-1	0
		75	0	18.72	19.06	19.41	0-1	0
	16QAM	1	0	18.98	19.30	19.47	0-1	0
		1	36	18.73	19.17	19.54	0-1	0
		1	74	18.84	19.22	19.63	0-1	0
		36	0	18.76	19.20	19.35	0-2	0
		36	18	18.64	19.26	19.39	0-2	0
		36	39	18.75	19.11	19.56	0-2	0
		75	0	18.80	19.18	19.34	0-2	0
	64QAM	1	0	18.72	19.42	19.36	0-2	0
		1	36	18.94	19.20	19.42	0-2	0
		1	74	18.88	19.51	19.60	0-2	0
		36	0	18.79	19.23	19.32	0-3	0
		36	18	18.83	19.30	19.55	0-3	0
		36	39	18.77	19.26	19.61	0-3	0
		75	0	18.77	19.05	19.48	0-3	0
	256QAM	1	0	18.43	18.74	18.92	0-5	0
		1	36	18.24	18.63	18.88	0-5	0
		1	74	18.40	18.71	19.13	0-5	0
		36	0	17.12	17.65	17.80	0-5	1
		36	18	17.21	17.67	17.92	0-5	1
		36	39	17.28	17.54	17.87	0-5	1
		75	0	17.14	17.72	17.76	0-5	1

LTE Band 66 _ 20 ㎒ Bandwidth

Bandwidth	Modulation	RB Size	RB Offset	Reduced Power [dBm]			MPR Allowed Per 3GPP [dB]	MPR [dB]
				132072 Ch. 1720 ㎒	132322 Ch. 1745 ㎒	132572 Ch. 1770 ㎒		
20 ㎒	QPSK	1	0	18.27	18.99	19.03	0	0
		1	49	18.36	19.00	19.07	0	0
		1	99	18.51	18.89	19.30	0	0
		50	0	18.52	19.08	19.41	0-1	0
		50	25	18.59	19.27	19.34	0-1	0
		50	49	18.68	19.26	19.44	0-1	0
		100	0	18.65	19.16	19.44	0-1	0
	16QAM	1	0	18.88	19.16	19.53	0-1	0
		1	49	19.03	19.32	19.60	0-1	0
		1	99	18.91	19.55	19.61	0-1	0
		50	0	18.72	19.32	19.51	0-2	0
		50	25	18.68	19.21	19.36	0-2	0
		50	49	18.73	19.27	19.50	0-2	0
		100	0	18.68	19.14	19.35	0-2	0
	64QAM	1	0	18.90	19.33	19.51	0-2	0
		1	49	18.82	19.23	19.42	0-2	0
		1	99	18.79	19.45	19.77	0-2	0
		50	0	18.69	19.20	19.39	0-3	0
		50	25	18.76	19.22	19.48	0-3	0
		50	49	18.74	19.28	19.54	0-3	0
		100	0	18.74	19.27	19.47	0-3	0
	256QAM	1	0	18.35	18.73	18.84	0-5	0
		1	49	18.33	18.78	18.88	0-5	0
		1	99	18.34	18.76	19.02	0-5	0
		50	0	17.24	17.62	17.90	0-5	1
		50	25	17.21	17.66	17.97	0-5	1
		50	49	17.30	17.69	17.91	0-5	1
		100	0	17.25	17.72	17.92	0-5	1

11.4.4 LTE Reduced Conducted Power (Receiver ON)

[LTE Band 48 Conducted Power RSI= 1**]**

LTE Band 48 _ 5 ㎒ Bandwidth

Bandwidth	Modulation	RB Size	RB Offset	Receiver On Power [dBm]				MPR Allowed Per 3GPP [dB]	MPR [dB]
				55265 Ch. 3552.5 ㎒	55748 Ch. 3600.8 ㎒	6232 Ch. 3649.2 ㎒	56715 Ch. 3697.5 ㎒		
5 ㎒	QPSK	1	0	18.63	18.16	18.39	17.98	0	0
		1	12	18.67	18.31	18.60	18.21	0	0
		1	24	18.59	18.22	18.48	18.05	0	0
		12	0	18.66	18.20	18.46	18.09	0-1	0
		12	6	18.67	18.24	18.48	18.10	0-1	0
		12	11	18.70	18.22	18.49	18.12	0-1	0
		25	0	18.73	18.26	18.53	18.15	0-1	0
	16QAM	1	0	18.67	18.15	18.32	18.03	0-1	0
		1	12	18.81	18.15	18.20	17.80	0-1	0
		1	24	18.74	18.13	18.39	18.06	0-1	0
		12	0	18.58	18.18	18.40	18.03	0-2	0
		12	6	18.57	18.19	18.41	18.04	0-2	0
		12	11	18.59	18.17	18.40	18.05	0-2	0
		25	0	18.70	18.23	18.47	18.08	0-2	0
	64QAM	1	0	18.54	18.19	18.47	18.15	0-2	0
		1	12	18.55	18.36	18.63	18.29	0-2	0
		1	24	18.59	18.21	18.52	18.16	0-2	0
		12	0	18.57	18.18	18.40	18.07	0-3	0
		12	6	18.56	18.19	18.41	18.09	0-3	0
		12	11	18.56	18.19	18.43	18.08	0-3	0
		25	0	18.67	18.23	18.49	18.11	0-3	0
	256QAM	1	0	18.55	18.12	18.23	18.08	0-5	1
		1	12	18.45	18.16	18.36	18.04	0-5	1
		1	24	18.43	18.17	18.19	18.09	0-5	1
		12	0	17.67	17.22	17.45	17.09	0-5	2
		12	6	17.65	17.21	17.44	17.11	0-5	2
		12	11	17.64	17.17	17.45	17.10	0-5	2
		25	0	17.76	17.26	17.50	17.17	0-5	2

LTE Band 48 _ 10 ㎒ Bandwidth

Bandwidth	Modulation	RB Size	RB Offset	Receiver On Power [dBm]				MPR Allowed Per 3GPP [dB]	MPR [dB]
				55290Ch. 3555 ㎒	55757 Ch. 3601.7 ㎒	56223 Ch. 3648.3 ㎒	56690 Ch. 3695 ㎒		
10 ㎒	QPSK	1	0	18.52	18.22	18.41	18.11	0	0
		1	24	18.66	18.37	18.55	18.17	0	0
		1	49	18.50	18.19	18.43	18.11	0	0
		25	0	18.63	18.29	18.49	18.18	0-1	0
		25	12	18.61	18.27	18.52	18.20	0-1	0
		25	24	18.65	18.29	18.52	18.22	0-1	0
		50	0	18.66	18.30	18.54	18.20	0-1	0
	16QAM	1	0	18.49	18.27	18.40	18.05	0-1	0
		1	24	18.51	18.29	18.35	18.07	0-1	0
		1	49	18.55	18.29	18.40	18.14	0-1	0
		25	0	18.59	18.24	18.46	18.13	0-2	0
		25	12	18.57	18.25	18.48	18.16	0-2	0
		25	24	18.59	18.24	18.48	18.17	0-2	0
		50	0	18.64	18.26	18.49	18.17	0-2	0
	64QAM	1	0	18.59	18.12	18.25	18.11	0-2	0
		1	24	18.55	18.14	18.27	18.09	0-2	0
		1	49	18.54	18.18	18.33	18.18	0-2	0
		25	0	18.59	18.25	18.43	18.14	0-3	0
		25	12	18.61	18.23	18.44	18.13	0-3	0
		25	24	18.61	18.24	18.49	18.16	0-3	0
		50	0	18.68	18.30	18.52	18.21	0-3	0
	256QAM	1	0	18.36	18.03	18.25	17.81	0-5	1
		1	24	18.37	18.00	18.22	17.99	0-5	1
		1	49	18.37	18.07	18.31	17.91	0-5	1
		25	0	17.69	17.29	17.52	17.21	0-5	2
		25	12	17.69	17.30	17.53	17.21	0-5	2
		25	24	17.70	17.29	17.55	17.21	0-5	2
		50	0	17.74	17.33	17.57	17.27	0-5	2

LTE Band 48 _ 15 MHz Bandwidth

Bandwidth	Modulation	RB Size	RB Offset	Receiver On Power [dBm]				MPR Allowed Per 3GPP [dB]	MPR [dB]
				55315Ch. 3557.5 MHz	55765 Ch. 3602.5 MHz	56215 Ch. 3647.5 MHz	56665 Ch. 3692.5 MHz		
15 MHz	QPSK	1	0	18.44	18.14	18.37	18.06	0	0
		1	36	18.71	18.23	18.56	18.33	0	0
		1	74	18.54	18.19	18.44	18.17	0	0
		36	0	18.63	18.25	18.42	18.14	0-1	0
		36	18	18.61	18.25	18.45	18.19	0-1	0
		36	39	18.62	18.26	18.48	18.19	0-1	0
		75	0	18.62	18.25	18.46	18.19	0-1	0
	16QAM	1	0	18.41	18.11	18.34	18.04	0-1	0
		1	36	18.19	18.03	18.20	17.90	0-1	0
		1	74	18.39	18.13	18.39	18.15	0-1	0
		36	0	18.54	18.18	18.37	18.10	0-2	0
		36	18	18.56	18.20	18.42	18.13	0-2	0
		36	39	18.56	18.21	18.42	18.15	0-2	0
		75	0	18.58	18.24	18.45	18.19	0-2	0
	64QAM	1	0	18.49	18.30	18.35	17.97	0-2	0
		1	36	18.76	18.47	18.59	18.22	0-2	0
		1	74	18.57	18.26	18.49	18.12	0-2	0
		36	0	18.56	18.21	18.39	18.12	0-3	0
		36	18	18.56	18.23	18.43	18.15	0-3	0
		36	39	18.56	18.21	18.47	18.16	0-3	0
		75	0	18.61	18.26	18.47	18.22	0-3	0
	256QAM	1	0	18.22	18.08	18.17	17.90	0-5	1
		1	36	18.27	18.24	18.26	17.72	0-5	1
		1	74	18.25	18.08	18.27	17.99	0-5	1
		36	0	17.60	17.26	17.44	17.16	0-5	2
		36	18	17.62	17.27	17.48	17.18	0-5	2
		36	39	17.61	17.26	17.48	17.21	0-5	2
		75	0	17.63	17.27	17.49	17.21	0-5	2

LTE Band 48 _ 20 MHz Bandwidth

Bandwidth	Modulation	RB Size	RB Offset	Receiver On Power [dBm]				MPR Allowed Per 3GPP [dB]	MPR [dB]
				55340Ch. 3560.0 MHz	55773 Ch. 3603.3 MHz	56207 Ch. 3646.7 MHz	56640 Ch. 3690.0 MHz		
20 MHz	QPSK	1	0	18.48	18.17	18.30	18.04	0	0
		1	49	18.61	18.38	18.57	18.08	0	0
		1	99	18.46	18.17	18.39	18.09	0	0
		50	0	18.61	18.26	18.44	18.16	0-1	0
		50	25	18.62	18.26	18.48	18.23	0-1	0
		50	49	18.64	18.27	18.50	18.25	0-1	0
		100	0	18.60	18.26	18.46	18.19	0-1	0
	16QAM	1	0	18.49	18.07	18.37	18.08	0-1	0
		1	49	18.54	18.06	18.45	18.14	0-1	0
		1	99	18.50	18.09	18.42	18.16	0-1	0
		50	0	18.59	18.22	18.41	18.14	0-2	0
		50	25	18.61	18.25	18.47	18.18	0-2	0
		50	49	18.60	18.25	18.49	18.20	0-2	0
		100	0	18.63	18.28	18.50	18.21	0-2	0
	64QAM	1	0	18.39	18.07	18.30	18.03	0-2	0
		1	49	18.36	18.05	18.29	18.16	0-2	0
		1	99	18.46	18.14	18.41	18.14	0-2	0
		50	0	18.62	18.28	18.47	18.20	0-3	0
		50	25	18.62	18.31	18.49	18.21	0-3	0
		50	49	18.62	18.29	18.52	18.24	0-3	0
		100	0	18.59	18.26	18.44	18.19	0-3	0
	256QAM	1	0	18.26	17.95	18.09	17.93	0-5	1
		1	49	18.42	18.04	18.25	18.08	0-5	1
		1	99	18.31	17.95	18.15	18.07	0-5	1
		50	0	17.66	17.32	17.51	17.23	0-5	2
		50	25	17.66	17.33	17.56	17.27	0-5	2
		50	49	17.67	17.33	17.57	17.28	0-5	2
		100	0	17.59	17.25	17.47	17.19	0-5	2

The EUT enables maximum power reduction in accordance with 3GPP 36.101. The MPR settings are configured during the manufacture process and are not configurable by the network, carrier, or end user.

11.4.5 LTE Up-link Carrier Aggregation Conducted Powers Setup

To measure the LTE UP CA power of this device, Anritsu's MT8821C was used to check the power as follows.

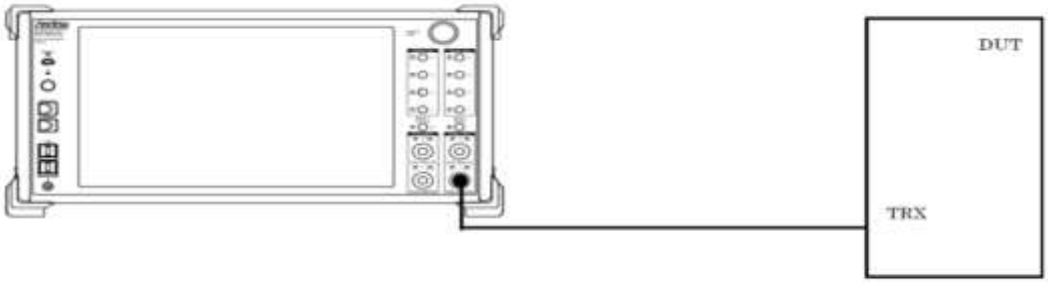

Power Measurement setup

.TDD CA_48C Intra-Band Contiguous Call Connection
Set to MT8821C with following parameters:
-. Set up the call box for PCC Configuration for LTE Uplink CA
-. Set up the call box for SCC Configuration for LTE Uplink CA
-. Measure the maximum output power in Uplink LTE CA conditions.

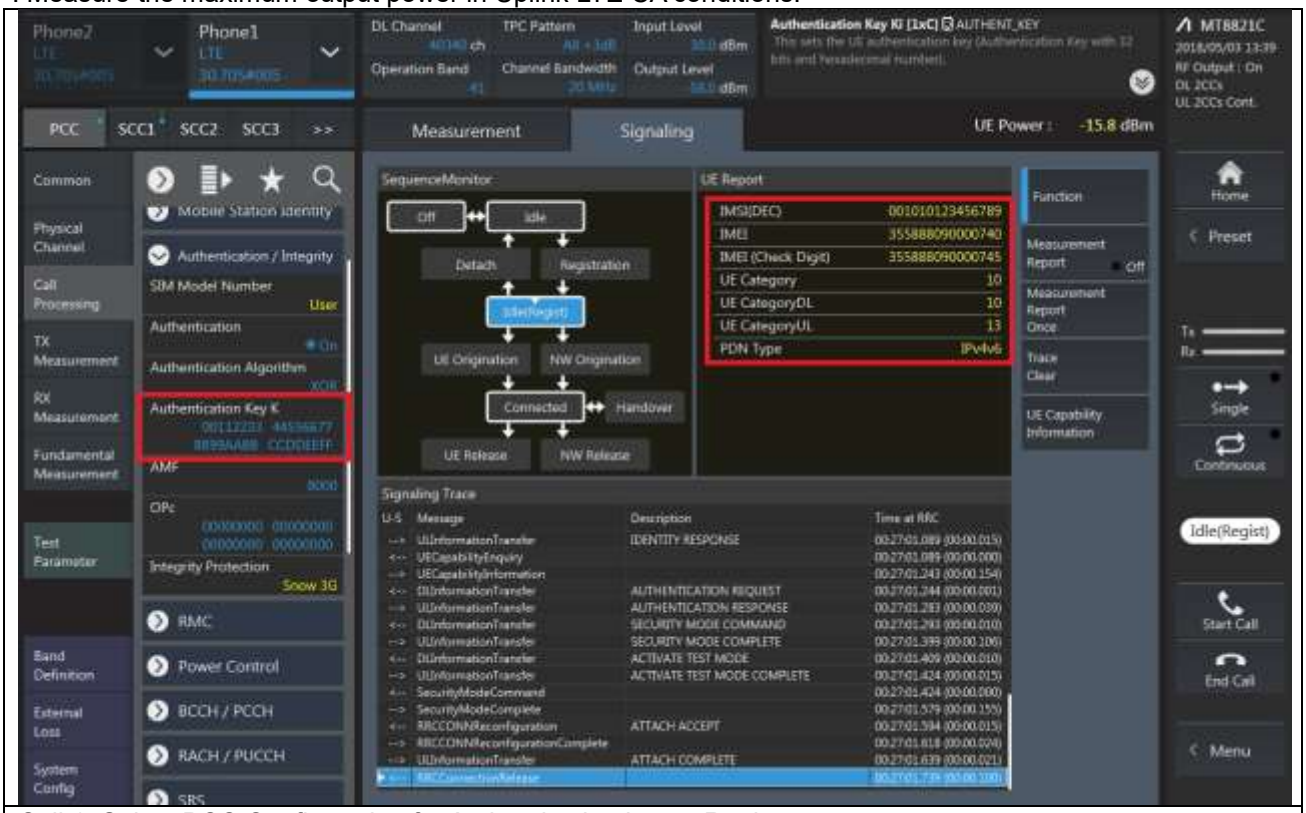

Call 1 :Select PCC Configuration for Authentication key to Register

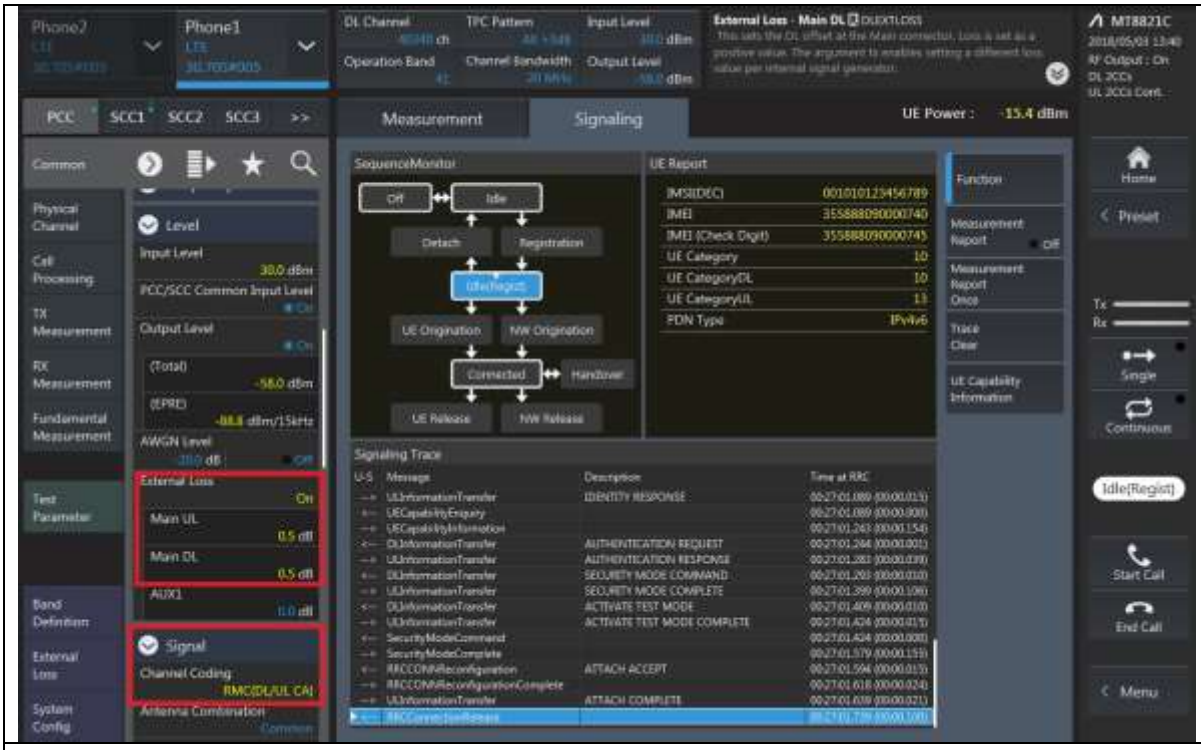

Call 2 :Select PCC Configuration for LTE UL CA and Cable loss

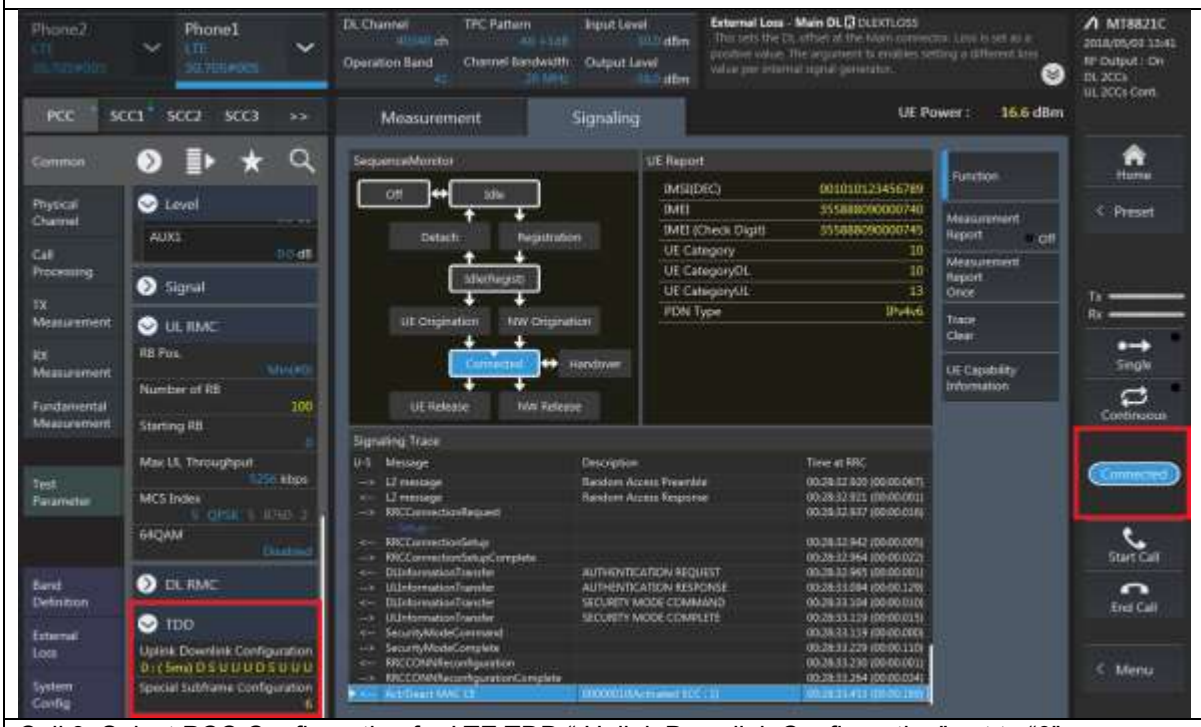

Call 3 :Select PCC Configuration for LTE TDD " Uplink Downlink Configuration" set to "0"
And then Select "connect"button.

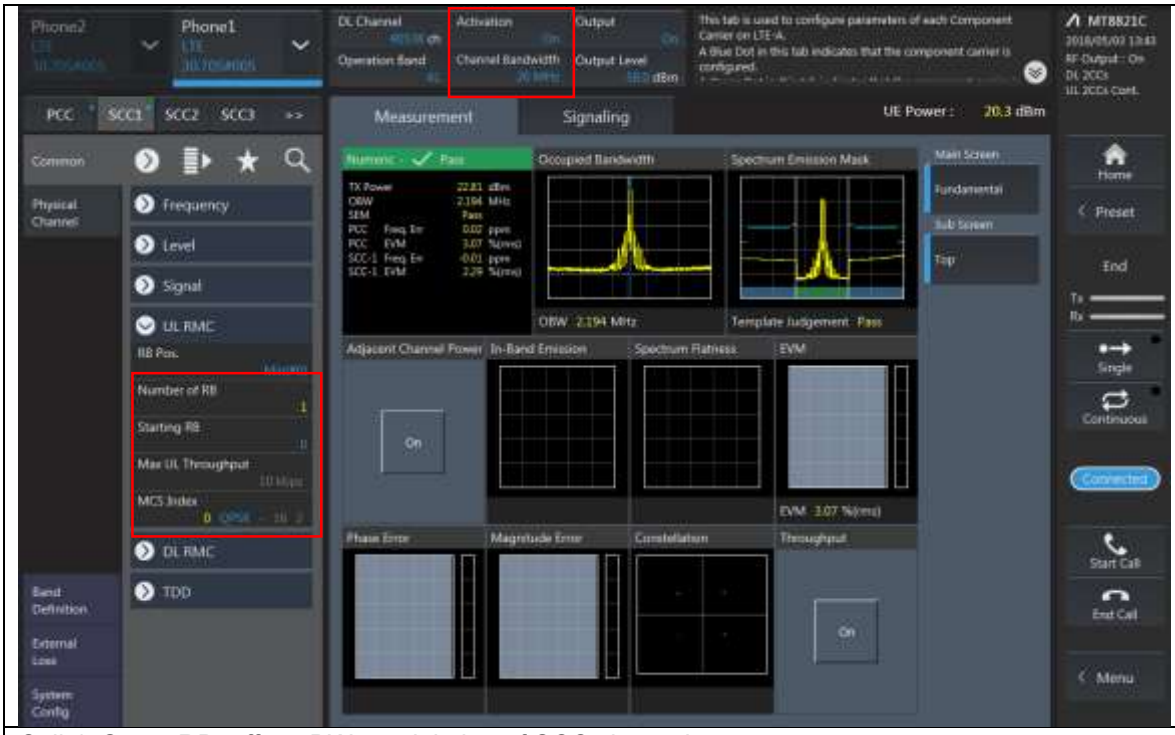

Call 4 :Set to RB, offset, BW, modulation of SCC channel.

Call 5: Set to RB, offset, BW, modulation and Max Power conditions of PCC required test channel.

Uplink Carrier aggregation Conducted Powers

Up link CA	PCC						SCC						Tx. Power [dBm]	
	Band width [MHz]	Ch.	Frequency [MHz]	Mode	RB	RB Offset	Band width [MHz]	Channel	Frequency [MHz]	Mode	RB	RB Offset	LTE Single Carrier Tx	LTE Tx Power with UL CA Enabled
48C Max	20	55340	3560	QPSK	1	99	20	55538	3579.8	QPSK	1	0	22.74	22.50
48C Hotspot	20	55340	3560	QPSK	1	99	20	55538	3579.8	QPSK	1	0	18.52	18.54
48C RCV	20	56640	3690	QPSK	1	0	20	56442	3670.2	QPSK	1	99	18.09	18.08

11.5 NR Maximum Output Power

11.5.1 NR Band Maximum Conducted Power
[NR Band n2 Conducted Power = 0,1]

NR Band n2 _ 5 ㎒ Bandwidth

Bandwidth	SCS(㎑)	OFDM	Modulation	RB Size	RB Offset	Max. Average Power [dBm]			MPR [dB]
						370500	376000	381500	
						1852.5 ㎒	1880 ㎒	1907.5 ㎒	
5 ㎒	15	DFT-s OFDM	pi/2 BPSK	1	1	23.87	23.61	23.63	0
				1	13	23.81	23.56	23.56	0
				1	23	23.87	23.61	23.67	0
				12	0	23.36	23.11	23.12	0.5
				12	7	23.85	23.61	23.62	0
				12	13	23.35	23.13	23.15	0.5
				25	0	23.37	23.13	23.16	0.5
			QPSK	1	1	23.88	23.65	23.66	0
				1	13	23.84	23.57	23.58	0
				1	23	23.91	23.65	23.70	0
				12	0	22.85	22.63	22.65	1
				12	7	23.86	23.63	23.65	0
				12	13	22.86	22.62	22.66	1
				25	0	22.86	22.63	22.64	1
			16QAM	1	1	22.89	22.58	22.78	1
			64QAM	1	1	21.40	21.24	21.14	2.5
			256QAM	1	1	19.24	19.00	19.03	4.5
		CP	QPSK	1	1	22.26	22.04	22.15	1.5

NR Band n2 _ 10 ㎒ Bandwidth

Bandwidth	SCS(㎑)	OFDM	Modulation	RB Size	RB Offset	Max. Average Power [dBm]			MPR [dB]
						371000	376000	381000	
						1855 ㎒	1880 ㎒	1905 ㎒	
10 ㎒	15	DFT-s OFDM	pi/2 BPSK	1	1	23.85	23.59	23.60	0
				1	26	23.94	23.65	23.71	0
				1	50	23.82	23.59	23.71	0
				25	0	23.35	23.14	23.12	0.5
				25	14	23.85	23.63	23.67	0
				25	27	23.35	23.10	23.19	0.5
				50	0	23.34	23.11	23.15	0.5
			QPSK	1	1	23.86	23.64	23.60	0
				1	26	23.94	23.71	23.75	0
				1	50	23.84	23.60	23.70	0
				25	0	22.87	22.66	22.63	1
				25	14	23.85	23.65	23.68	0
				25	27	22.85	22.61	22.68	1
				50	0	22.85	22.61	22.64	1
			16QAM	1	1	22.95	22.66	22.69	1
			64QAM	1	1	21.37	21.25	21.18	2.5
			256QAM	1	1	19.19	19.00	18.99	4.5
		CP	QPSK	1	1	22.28	22.14	22.07	1.5

NR Band n2 _ 15 MHz Bandwidth

Bandwidth	SCS(kHz)	OFDM	Modulation	RB Size	RB Offset	Max. Average Power [dBm]			MPR [dB]
						371500	376000	380500	
						1857.5 MHz	1880 MHz	1902.5 MHz	
15 MHz	15	DFT-s OFDM	pi/2 BPSK	1	1	23.75	23.58	23.39	0
				1	40	23.76	23.54	23.50	0
				1	77	23.73	23.54	23.60	0
				36	0	23.31	23.10	23.01	0.5
				36	22	23.81	23.60	23.59	0
				36	43	23.26	23.07	23.11	0.5
				75	0	23.29	23.08	23.07	0.5
			QPSK	1	1	23.77	23.58	23.47	0
				1	40	23.77	23.56	23.55	0
				1	77	23.75	23.55	23.63	0
				36	0	22.80	22.60	22.53	1
				36	22	23.82	23.60	23.61	0
				36	43	22.73	22.58	22.64	1
				75	0	22.80	22.61	22.58	1
			16QAM	1	1	22.85	22.56	22.60	1
			64QAM	1	1	21.35	21.17	21.00	2.5
			256QAM	1	1	19.14	18.95	18.78	4.5
		CP	QPSK	1	1	22.27	22.04	21.94	1.5

NR Band n2 _ 20 MHz Bandwidth

Bandwidth	SCS(kHz)	OFDM	Modulation	RB Size	RB Offset	Max. Average Power [dBm]			MPR [dB]
						372000	376000	380000	
						1860 MHz	1880 MHz	1900 MHz	
20 MHz	15	DFT-s OFDM	pi/2 BPSK	1	1	23.68	23.55	23.33	0
				1	53	23.85	23.72	23.66	0
				1	104	23.63	23.51	23.56	0
				50	0	23.26	23.08	22.95	0.5
				50	28	23.76	23.63	23.58	0
				50	56	23.21	23.05	23.12	0.5
				100	0	23.24	23.08	23.05	0.5
			QPSK	1	1	23.70	23.53	23.40	0
				1	53	23.91	23.74	23.64	0
				1	104	23.67	23.51	23.63	0
				50	0	22.76	22.58	22.48	1
				50	28	23.76	23.60	23.58	0
				50	56	22.72	22.57	22.62	1
				100	0	22.74	22.60	22.57	1
			16QAM	1	1	22.79	22.56	22.49	1
			64QAM	1	1	21.26	21.09	20.97	2.5
			256QAM	1	1	19.05	18.91	18.67	4.5
		CP	QPSK	1	1	22.17	22.05	21.86	1.5

[NR Band n5 Conducted Power RSI = 0,1,2,3,4]

NR Band n5_ 5 ㎒ Bandwidth

Bandwidth	SCS(㎑)	OFDM	Modulation	RB Size	RB Offset	Max. Average Power [dBm]			MPR [dB]
						165300	167300	169300	
						826.5 ㎒	836.5 ㎒	846.5 ㎒	
5 ㎒	15	DFT-s OFDM	pi/2 BPSK	1	1	24.07	24.01	23.87	0
				1	13	24.00	23.90	23.78	0
				1	23	24.12	23.96	23.90	0
				12	0	23.59	23.46	23.37	0.5
				12	7	24.07	23.98	23.88	0
				12	13	23.59	23.45	23.36	0.5
				25	0	23.60	23.48	23.37	0.5
			QPSK	1	1	24.06	24.00	23.93	0
				1	13	24.02	23.88	23.78	0
				1	23	24.11	23.99	23.87	0
				12	0	23.09	23.01	22.88	1
				12	7	24.08	23.99	23.86	0
				12	13	23.09	22.98	22.87	1
				25	0	23.09	22.98	22.87	1
			16QAM	1	1	23.10	22.97	22.77	1
			64QAM	1	1	21.68	21.54	21.46	2.5
			256QAM	1	1	19.68	19.54	19.37	4.5
		CP	QPSK	1	1	22.61	22.46	22.37	1.5

NR Band n5_ 10 ㎒ Bandwidth

Bandwidth	SCS(㎑)	OFDM	Modulation	RB Size	RB Offset	Max. Average Power [dBm]			MPR [dB]
							167300		
							836.5 MHz		
10 ㎒	15	DFT-s OFDM	pi/2 BPSK	1	1		24.01		0
				1	26		24.05		0
				1	50		23.94		0
				25	0		23.50		0.5
				25	14		23.96		0
				25	27		23.48		0.5
				50	0		23.48		0.5
			QPSK	1	1		24.02		0
				1	26		24.08		0
				1	50		23.89		0
				25	0		23.01		1
				25	14		23.99		0
				25	27		22.97		1
				50	0		22.98		1
			16QAM	1	1		22.99		1
			64QAM	1	1		21.56		2.5
			256QAM	1	1		19.54		4.5
		CP	QPSK	1	1		22.52		1.5

NR Band n5_ 15 ㎒ Bandwidth

Bandwidth	SCS(㎑)	OFDM	Modulation	RB Size	RB Offset	Max. Average Power [dBm]			MPR [dB]
							167300		
							836.5 ㎒		
15 ㎒	15	DFT-s OFDM	pi/2 BPSK	1	1		23.99		0
				1	40		23.88		0
				1	77		23.91		0
				36	0		23.48		0.5
				36	22		23.96		0
				36	43		23.45		0.5
				75	0		23.47		0.5
			QPSK	1	1		24.01		0
				1	40		23.92		0
				1	77		23.95		0
				36	0		23.02		1
				36	22		23.96		0
				36	43		22.95		1
				75	0		22.96		1
			16QAM	1	1		22.96		1
			64QAM	1	1		21.58		2.5
			256QAM	1	1		19.59		4.5
		CP	QPSK	1	1		22.47		1.5

NR Band n5_ 20 ㎒ Bandwidth

Bandwidth	SCS(㎑)	OFDM	Modulation	RB Size	RB Offset	Max. Average Power [dBm]			MPR [dB]
							167300		
							836.5 ㎒		
20 ㎒	15	DFT-s OFDM	pi/2 BPSK	1	1		23.97		0
				1	53		24.05		0
				1	104		23.88		0
				50	0		23.51		0.5
				50	28		23.97		0
				50	56		23.41		0.5
				100	0		23.47		0.5
			QPSK	1	1		23.99		0
				1	53		24.11		0
				1	104		23.91		0
				50	0		23.02		1
				50	28		23.97		0
				50	56		22.93		1
				100	0		22.96		1
			16QAM	1	1		23.12		1
			64QAM	1	1		21.40		2.5
			256QAM	1	1		19.58		4.5
		CP	QPSK	1	1		22.47		1.5

[NR Band n66 Conducted Power RSI=0,1]

NR Band n66 _5 ㎒ Bandwidth

Bandwidth	SCS(㎑)	OFDM	Modulation	RB Size	RB Offset	Max. Average Power [dBm]			MPR [dB]
						342500	349000	355500	
						1712.5 MHz	1745 MHz	1777.5 MHz	
5 ㎒	15	DFT-s OFDM	pi/2 BPSK	1	1	22.86	23.32	23.63	0
				1	13	22.84	23.28	23.62	0
				1	23	22.94	23.42	23.79	0
				12	0	22.43	22.82	23.19	0.5
				12	7	22.95	23.39	23.73	0
				12	13	22.47	22.93	23.27	0.5
				25	0	22.46	22.88	23.25	0.5
			QPSK	1	1	22.96	23.36	23.67	0
				1	13	22.89	23.35	23.68	0
				1	23	22.98	23.47	23.81	0
				12	0	21.95	22.36	22.72	1
				12	7	22.97	23.38	23.78	0
				12	13	21.99	22.42	22.81	1
				25	0	21.97	22.38	22.76	1
			16QAM	1	1	22.04	22.50	22.81	1
			64QAM	1	1	20.54	20.94	21.27	2.5
			256QAM	1	1	18.25	18.69	18.99	4.5
		CP	QPSK	1	1	21.28	21.81	22.03	1.5

NR Band n66 _ 10 ㎒ Bandwidth

Bandwidth	SCS(㎑)	OFDM	Modulation	RB Size	RB Offset	Max. Average Power [dBm]			MPR [dB]
						343000	349000	355000	
						1715 MHz	1745 MHz	1775 MHz	
10 ㎒	15	DFT-s OFDM	pi/2 BPSK	1	1	22.93	23.22	23.50	0
				1	26	23.03	23.46	23.69	0
				1	50	22.97	23.47	23.78	0
				25	0	22.50	22.84	23.07	0.5
				25	14	23.00	23.39	23.65	0
				25	27	22.54	22.95	23.28	0.5
				50	0	22.49	22.87	23.18	0.5
			QPSK	1	1	22.96	23.27	23.54	0
				1	26	23.11	23.51	23.79	0
				1	50	23.02	23.51	23.81	0
				25	0	21.99	22.34	22.63	1
				25	14	23.01	23.39	23.68	0
				25	27	22.03	22.44	22.77	1
				50	0	22.02	22.39	22.68	1
			16QAM	1	1	21.84	22.17	22.56	1
			64QAM	1	1	20.52	20.81	21.13	2.5
			256QAM	1	1	18.31	18.64	18.91	4.5
		CP	QPSK	1	1	21.44	21.77	21.97	1.5

NR Band n66 _ 15 ㎒ Bandwidth

Bandwidth	SCS(㎑)	OFDM	Modulation	RB Size	RB Offset	Max. Average Power [dBm]			MPR [dB]
						343500	349000	354500	
						1717.5 MHz	1745 MHz	1772.5 MHz	
15 ㎒	15	DFT-s OFDM	pi/2 BPSK	1	1	23.02	23.25	23.46	0
				1	40	23.05	23.42	23.58	0
				1	77	23.16	23.57	23.83	0
				36	0	22.59	22.91	23.08	0.5
				36	22	23.12	23.53	23.69	0
				36	43	22.64	23.12	23.31	0.5
				75	0	22.63	23.01	23.18	0.5
			QPSK	1	1	23.03	23.33	23.54	0
				1	40	23.06	23.51	23.63	0
				1	77	23.16	23.63	23.87	0
				36	0	22.11	22.44	22.65	1
				36	22	23.14	23.54	23.72	0
				36	43	22.14	22.62	22.84	1
				75	0	22.11	22.52	22.70	1
			16QAM	1	1	21.88	22.43	22.54	1
			64QAM	1	1	20.50	20.77	20.99	2.5
			256QAM	1	1	18.49	18.70	18.90	4.5
		CP	QPSK	1	1	21.41	21.63	21.83	1.5

NR Band n66 _ 20 ㎒ Bandwidth

Bandwidth	SCS(㎑)	OFDM	Modulation	RB Size	RB Offset	Max. Average Power [dBm]			MPR [dB]
						344000	349000	354000	
						1720 MHz	1745 MHz	1770 MHz	
20 ㎒	15	DFT-s OFDM	pi/2 BPSK	1	1	22.87	23.12	23.42	0
				1	53	23.12	23.62	23.72	0
				1	104	23.14	23.54	23.85	0
				50	0	22.50	22.84	22.82	0.5
				50	28	23.06	23.52	23.69	0
				50	56	22.64	23.11	23.30	0.5
				100	0	22.54	23.00	23.17	0.5
			QPSK	1	1	22.96	23.18	23.50	0
				1	53	23.19	23.63	23.75	0
				1	104	23.19	23.55	23.89	0
				50	0	22.05	22.39	22.62	1
				50	28	23.09	23.55	23.70	0
				50	56	22.15	22.61	22.81	1
				100	0	22.07	22.51	22.66	1
			16QAM	1	1	21.90	22.06	22.38	1
			64QAM	1	1	20.39	20.68	21.00	2.5
			256QAM	1	1	18.31	18.61	18.94	4.5
		CP	QPSK	1	1	21.36	21.55	21.85	1.5

[NR Band n77 Conducted Power, RSI=0,1,2,3,4]

NR Band n77_ 10 ㎒ Bandwidth

Bandwidth	SCS(㎑)	OFDM	Modulation	RB Size	RB Offset	Max. Average Power (dBm)						MPR [dB]
						647000	650600	654200	657800	661400	665000	
						3705 MHz	3759 MHz	3813 MHz	3867 MHz	3921 MHz	3975 MHz	
10MHz	30	DFT-s	pi/2 BPSK	1	1	18.05	17.64	17.73	18.15	17.90	18.11	0
				1	12	18.06	17.69	17.75	18.19	17.97	18.12	0
				1	22	18.08	17.73	17.78	18.17	18.08	18.10	0
				12	0	18.09	17.75	17.76	18.09	18.05	18.14	0
				12	6	18.06	17.65	17.75	18.15	17.84	18.13	0
				12	12	18.05	17.69	17.73	18.14	17.88	18.15	0
				24	0	18.02	17.68	17.62	18.12	17.89	18.10	0
			QPSK	1	1	18.05	17.65	17.66	18.14	17.90	18.09	0
				1	12	18.08	17.62	17.75	18.15	17.86	18.08	0
				1	22	18.10	17.65	17.63	18.16	17.85	18.07	0
				12	0	18.02	17.66	17.60	18.17	17.84	18.05	0
				12	6	18.13	17.75	17.69	18.13	17.90	18.09	0
				12	12	18.15	17.69	17.65	18.14	17.88	18.12	0
				24	0	18.14	17.75	17.60	18.15	17.89	18.13	0
			16QAM	1	1	18.00	17.64	17.65	18.16	17.90	18.14	0
			64QAM	1	1	18.01	17.61	17.71	18.14	17.95	18.16	0
			256QAM	1	1	18.02	17.60	17.75	18.15	17.96	18.13	0
		CP	QPSK	1	1	18.03	17.69	17.66	18.14	17.97	18.15	0

NR Band n77_ 15 ㎒ Bandwidth

Bandwidth	SCS(㎑)	OFDM	Modulation	RB Size	RB Offset	Max. Average Power (dBm)						MPR [dB]
						647168	650700	654232	657766	661300	664832	
						3707.52 MHz	3760.5 MHz	3813.49 MHz	3866.5 MHz	3919.5 MHz	3972.48 MHz	
15 ㎒	30	DFT-s OFDM	pi/2 BPSK	1	1	18.10	17.66	17.76	18.14	17.87	18.09	0
				1	18	18.08	17.65	17.75	18.15	17.85	18.06	0
				1	36	18.12	17.63	18.05	18.16	17.97	18.05	0
				18	0	18.15	17.68	17.70	18.18	17.88	18.08	0
				18	9	18.10	17.65	17.79	18.17	17.98	18.09	0
				18	18	18.12	17.64	18.08	18.15	17.97	18.12	0
				36	0	18.13	17.70	17.78	18.14	17.85	18.15	0
			QPSK	1	1	18.11	17.65	17.79	18.12	17.88	18.14	0
				1	18	18.12	17.64	17.75	18.14	17.89	18.12	0
				1	36	18.09	17.63	17.74	18.16	17.90	18.08	0
				18	0	18.11	17.70	17.75	18.15	17.90	18.05	0
				18	9	18.13	17.66	17.65	18.08	17.88	18.08	0
				18	18	18.10	17.75	17.69	18.12	17.85	18.10	0
				36	0	18.09	17.70	17.70	18.13	17.83	18.11	0
			16QAM	1	1	18.08	17.62	17.71	18.14	17.88	18.07	0
			64QAM	1	1	18.12	17.61	17.75	18.15	17.92	18.05	0
			256QAM	1	1	18.11	17.65	17.76	18.16	17.85	18.06	0
		CP	QPSK	1	1	18.10	17.66	17.80	18.18	17.83	18.08	0

NR Band n77_ 20 MHz Bandwidth

Bandwidth	SCS(kHz)	OFDM	Modulation	RB Size	RB Offset	Max. Average Power (dBm)						MPR [dB]
						647334	650800	654266	657734	661200	664666	
						3710.01 MHz	3762 MHz	3813.99 MHz	3866.01 MHz	3918 MHz	3969.99 MHz	
20 MHz	30	DFT-s OFDM	pi/2 BPSK	1	1	17.99	17.60	17.75	18.17	17.88	18.14	17.99
				1	26	18.13	17.65	17.74	18.09	17.89	18.13	18.13
				1	49	18.12	17.79	17.80	18.15	17.86	18.15	18.12
				25	0	18.05	17.68	17.83	18.16	17.97	18.18	18.05
				25	13	18.12	17.69	17.82	18.08	17.88	18.15	18.12
				25	26	18.13	17.71	17.85	18.16	17.85	18.16	18.13
				50	0	18.11	17.75	17.92	18.17	17.97	18.07	18.11
			QPSK	1	1	18.03	17.63	17.75	18.16	17.99	18.15	18.03
				1	26	17.81	17.65	17.76	18.18	17.85	18.14	17.81
				1	49	17.86	17.66	17.80	18.07	17.88	18.16	17.86
				25	0	17.94	17.69	17.81	18.08	17.86	18.17	17.94
				25	13	17.95	17.68	17.83	18.16	17.85	18.09	17.95
				25	26	17.98	17.66	17.84	18.15	17.84	18.10	17.98
				50	0	17.99	17.64	17.89	18.08	17.88	18.12	17.99
			16QAM	1	1	17.73	17.63	17.78	18.16	17.89	18.15	17.73
			64QAM	1	1	17.83	17.58	17.71	18.15	17.85	18.14	17.83
			256QAM	1	1	17.91	17.75	17.81	18.09	17.97	18.13	17.91
		CP	QPSK	1	1	17.98	17.63	17.78	18.18	17.90	18.13	17.98

NR Band n77_ 25 MHz Bandwidth

Bandwidth	SCS(kHz)	OFDM	Modulation	RB Size	RB Offset	Max. Average Power (dBm)						MPR [dB]
						647500	650900	654300	657700	661100	664500	
						3712.5 MHz	3763.5 MHz	3814.5 MHz	3865.5 MHz	3916.5 MHz	3967.5MHz	
25 MHz	30	DFT-s OFDM	pi/2 BPSK	1	1	17.32	16.93	16.41	16.65	16.94	16.88	0
				1	32	18.15	18.07	17.60	18.03	17.86	17.88	0
				1	63	18.06	17.89	17.71	18.08	17.99	18.08	0
				32	0	18.09	17.85	17.42	17.68	17.89	17.71	0
				32	17	18.18	18.04	17.58	17.95	17.76	17.82	0
				32	33	18.17	17.98	17.63	18.16	17.89	17.90	0
				64	0	18.12	17.95	17.57	17.86	17.68	17.82	0
			QPSK	1	1	17.08	17.08	16.49	16.73	17.07	16.98	0
				1	32	18.08	18.15	17.68	17.81	17.92	17.70	0
				1	63	18.10	17.77	17.77	18.17	18.05	18.19	0
				32	0	18.12	17.90	17.42	17.67	17.90	17.77	0
				32	17	18.19	18.08	17.60	17.97	17.82	17.89	0
				32	33	18.08	17.98	17.65	18.16	17.94	17.99	0
				64	0	18.09	18.01	17.59	17.87	17.74	17.93	0
			16QAM	1	1	17.41	17.00	16.40	17.82	17.81	18.11	0
			64QAM	1	1	17.30	16.92	16.35	17.91	17.75	18.08	0
			256QAM	1	1	17.33	17.03	16.50	18.00	17.92	18.17	0
		CP	QPSK	1	1	17.25	16.55	16.31	17.85	17.75	18.16	0

NR Band n77_ 30 MHz Bandwidth

Bandwidth	SCS(kHz)	OFDM	Modulation	RB Size	RB Offset	Max. Average Power (dBm)						MPR [dB]
						647668	651000	654334	657666	661000	664332	
						3715.02 MHz	3765 MHz	3815.01 MHz	3864.99 MHz	3915 MHz	3964.98 MHz	
30 MHz	30	DFT-s OFDM	pi/2 BPSK	1	1	17.91	17.66	17.73	17.67	17.78	17.72	0
				1	39	17.64	17.86	17.89	17.96	17.63	17.83	0
				1	76	18.17	18.02	18.10	18.02	17.89	18.10	0
				36	0	17.95	17.43	17.49	17.44	17.43	17.45	0
				36	21	17.47	17.88	17.98	17.91	17.38	17.98	0
				36	42	17.81	18.14	18.18	18.18	17.95	18.15	0
				75	0	17.69	18.03	18.04	18.00	17.65	18.02	0
			QPSK	1	1	17.90	17.49	17.50	17.48	17.73	17.43	0
				1	39	17.48	17.92	17.94	17.91	17.72	17.92	0
				1	76	18.06	18.06	18.07	18.07	17.94	18.02	0
				36	0	17.88	17.52	17.62	17.62	17.48	17.56	0
				36	21	17.49	17.89	17.89	17.82	17.58	17.81	0
				36	42	17.71	18.09	18.15	18.07	18.11	18.15	0
				75	0	17.72	18.05	18.09	18.08	17.49	18.04	0
			16QAM	1	1	17.73	17.09	17.19	17.13	17.77	17.19	0
			64QAM	1	1	18.00	17.40	17.44	17.44	17.57	17.36	0
			256QAM	1	1	18.04	17.58	17.60	17.52	17.77	17.60	0
		CP	QPSK	1	1	17.89	17.47	17.56	17.54	17.73	17.48	0

NR Band n77_40 MHz Bandwidth

Bandwidth	SCS(kHz)	OFDM	Modulation	RB Size	RB Offset	Max. Average Power (dBm)						MPR [dB]
						648000	651200	654400	657600	660800	664000	
						3720 MHz	3768 MHz	3816 MHz	3864 MHz	3912 MHz	3960 MHz	
40 MHz	30	DFT-s OFDM	pi/2 BPSK	1	1	18.16	17.91	17.67	17.81	17.63	17.64	0
				1	53	17.71	17.64	17.96	17.64	17.55	17.84	0
				1	104	18.07	18.14	18.04	18.10	17.80	18.01	0
				50	0	17.90	17.86	17.68	17.86	17.94	17.47	0
				50	28	17.56	17.37	17.98	17.46	17.37	17.91	0
				50	56	17.80	17.77	18.11	17.79	17.76	18.12	0
				100	0	17.60	17.67	18.00	17.67	17.61	17.95	0
			QPSK	1	1	18.02	17.84	17.57	17.90	17.90	17.45	0
				1	53	17.69	17.42	18.01	17.42	17.44	17.90	0
				1	104	17.93	18.00	17.96	18.05	17.96	17.98	0
				50	0	17.92	17.83	17.62	17.86	17.87	17.58	0
				50	28	17.48	17.46	18.03	17.41	17.40	17.85	0
				50	56	17.74	17.68	18.07	17.71	17.62	18.07	0
				100	0	17.76	17.65	18.17	17.68	17.67	18.00	0
			16QAM	1	1	18.00	17.70	17.42	17.72	17.68	17.13	0
			64QAM	1	1	18.11	18.00	17.54	18.00	17.99	17.35	0
			256QAM	1	1	18.17	18.04	17.62	17.94	18.02	17.56	0
		CP	QPSK	1	1	18.13	17.80	17.52	17.86	17.82	17.51	0

NR Band n77_ 50 MHz Bandwidth

Bandwidth	SCS(kHz)	OFDM	Modulation	RB Size	RB Offset	Max. Average Power (dBm)						MPR [dB]
						648334 3725.01 MHz	652166 3782.49 MHz	656000 3840 MHz		659834 3897.51 MHz	663666 3954.99 MHz	
50 MHz	30	DFT-s OFDM	pi/2 BPSK	1	1	18.03	18.07	17.64		17.75	18.12	0
				1	67	17.69	17.63	17.89		17.62	17.68	0
				1	131	18.09	18.02	18.04		18.04	17.93	0
				64	0	17.99	17.99	17.54		17.55	17.87	0
				64	35	17.46	17.45	17.99		17.43	17.59	0
				64	69	17.81	17.79	18.04		18.14	17.70	0
				128	0	17.67	17.67	18.09		17.52	17.73	0
			QPSK	1	1	17.89	18.00	17.60		17.75	17.94	0
				1	67	17.65	17.58	18.00		17.67	17.61	0
				1	131	18.14	18.12	18.19		18.17	18.14	0
				64	0	17.93	17.86	17.75		17.50	17.77	0
				64	35	17.47	17.53	17.91		17.51	17.55	0
				64	69	17.77	17.76	17.86		18.04	17.83	0
				128	0	17.64	17.61	18.13		17.65	17.71	0
			16QAM	1	1	17.95	17.92	17.29		17.61	17.92	0
			64QAM	1	1	18.02	18.02	17.45		17.59	18.08	0
			256QAM	1	1	18.17	18.17	17.66		17.75	18.18	0
		CP	QPSK	1	1	17.99	18.00	17.43		17.70	18.02	0

NR Band n77_60 MHz Bandwidth

Bandwidth	SCS(kHz)	OFDM	Modulation	RB Size	RB Offset	Max. Average Power (dBm)						MPR [dB]
						648668 3730.02 MHz	653556 3803.34 MHz			658444 3876.66 MHz	663332 3949.98 MHz	
60 MHz	30	DFT-s OFDM	pi/2 BPSK	1	1	17.65	17.72			17.69	17.81	0
				1	81	17.80	17.74			18.06	17.55	0
				1	160	18.05	18.00			18.15	17.97	0
				81	0	17.49	17.37			17.62	17.47	0
				81	41	17.93	17.96			18.00	17.45	0
				81	81	18.18	18.07			18.08	17.96	0
				162	0	17.99	18.01			18.02	17.54	0
			QPSK	1	1	17.45	17.41			17.63	17.77	0
				1	81	17.86	17.89			18.02	17.77	0
				1	160	17.98	18.01			18.11	18.01	0
				81	0	17.52	17.50			17.72	17.64	0
				81	41	17.89	17.72			17.94	17.57	0
				81	81	18.05	18.07			18.10	18.09	0
				162	0	18.02	17.97			18.11	17.68	0
			16QAM	1	1	17.09	17.19			17.39	17.60	0
			64QAM	1	1	17.39	17.26			17.45	17.78	0
			256QAM	1	1	17.54	17.53			17.75	17.89	0
		CP	QPSK	1	1	17.55	17.40			17.61	17.72	0

NR Band n77_ 70 MHz Bandwidth

Bandwidth	SCS(kHz)	OFDM	Modulation	RB Size	RB Offset	Max. Average Power (dBm)						MPR [dB]
						649000	654334			658334	663000	
						3735 MHz	3805.01 MHz			3875.01 MHz	3945 MHz	
70 MHz	30	DFT-s OFDM	pi/2 BPSK	1	1	17.40	17.39			17.37	17.47	0
				1	95	17.68	17.56			17.51	17.69	0
				1	188	17.87	18.18			18.17	18.21	0
				90	0	17.90	17.89			18.31	18.36	0
				90	50	18.22	18.32			18.37	18.47	0
				90	99	18.28	18.29			18.23	18.42	0
				180	0	18.39	18.17			18.41	18.43	0
			QPSK	1	1	17.50	17.38			17.42	17.43	0
				1	95	17.67	17.58			17.53	17.62	0
				1	188	17.91	18.20			18.10	18.18	0
				90	0	17.91	17.90			18.32	18.37	0
				90	50	18.20	18.49			18.37	18.47	0
				90	99	18.28	18.28			18.25	18.33	0
				180	0	18.38	18.17			18.38	18.43	0
			16QAM	1	1	17.57	17.68			18.21	18.28	0
			64QAM	1	1	17.84	18.00			18.41	18.38	0
			256QAM	1	1	17.62	17.75			18.14	18.20	0
		CP	QPSK	1	1	17.63	17.86			18.23	18.27	0

NR Band n77_ 80 MHz Bandwidth

Bandwidth	SCS(kHz)	OFDM	Modulation	RB Size	RB Offset	Max. Average Power (dBm)						MPR [dB]
						649334		656000		662666		
						3740.01 MHz		3840 MHz		3939.99 MHz		
80 MHz	30	DFT-s OFDM	pi/2 BPSK	1	1	17.59		17.47		17.29		0
				1	109	17.68		18.01		17.86		0
				1	215	17.58		17.64		17.50		0
				108	0	17.68		17.48		17.53		0
				108	55	17.73		17.79		17.64		0
				108	109	17.44		17.88		17.94		0
				216	0	17.56		18.06		17.52		0
			QPSK	1	1	17.59		17.44		17.31		0
				1	109	17.68		17.96		17.78		0
				1	215	17.56		17.65		17.60		0
				108	0	17.76		17.58		17.44		0
				108	55	17.65		17.81		17.70		0
				108	109	17.47		17.88		17.96		0
				216	0	17.56		18.00		17.58		0
			16QAM	1	1	17.81		17.61		17.34		0
			64QAM	1	1	17.75		17.69		17.63		0
			256QAM	1	1	17.49		17.95		18.01		0
		CP	QPSK	1	1	17.55		18.08		17.57		0

NR Band n77_ 90 MHz Bandwidth

Bandwidth	SCS(kHz)	OFDM	Modulation	RB Size	RB Offset	Max. Average Power (dBm)						MPR [dB]
						649668		656000		662332		
						3745.02 MHz		3840 MHz		3934.98 MHz		
90 MHz	30	DFT-s OFDM	pi/2 BPSK	1	1	17.47		17.66		17.76		0
				1	123	17.99		18.22		18.04		0
				1	243	17.97		18.07		18.26		0
				120	0	17.63		17.55		17.99		0
				120	63	17.98		17.90		18.01		0
				120	125	17.59		18.05		18.38		0
				243	0	17.90		17.88		18.02		0
			QPSK	1	1	17.46		17.56		17.75		0
				1	123	17.81		18.11		18.02		0
				1	243	17.93		18.03		18.20		0
				120	0	17.74		17.56		17.97		0
				120	63	17.97		17.89		18.00		0
				120	125	17.61		18.07		18.40		0
				243	0	17.90		17.88		18.00		0
			16QAM	1	1	17.49		17.84		18.04		0
			64QAM	1	1	17.69		17.65		18.16		0
			256QAM	1	1	17.33		17.75		17.96		0
		CP	QPSK	1	1	17.40		17.80		18.03		0

NR Band n77_ 100 MHz Bandwidth

Bandwidth	SCS(kHz)	OFDM	Modulation	RB Size	RB Offset	Max. Average Power (dBm)						MPR [dB]
						650000		656000		662000		
						3750 MHz		3840 MHz		3930 MHz		
100 MHz	30	DFT-s OFDM	pi/2 BPSK	1	1	18.11		17.67		17.74		0
				1	137	17.65		17.97		17.64		0
				1	271	18.17		18.14		18.00		0
				135	0	17.90		17.61		17.53		0
				135	69	17.54		17.99		17.53		0
				135	138	17.77		18.17		18.04		0
				270	0	17.69		18.12		17.58		0
			QPSK	1	1	17.98		17.62		17.72		0
				1	137	17.59		18.05		17.67		0
				1	271	18.17		18.16		18.07		0
				135	0	17.87		17.65		17.56		0
				135	69	17.53		18.00		17.57		0
				135	138	17.74		18.17		18.08		0
				270	0	17.69		18.12		17.63		0
			16QAM	1	1	17.90		17.34		17.70		0
			64QAM	1	1	18.05		17.49		17.68		0
			256QAM	1	1	18.18		17.66		17.82		0
		CP	QPSK	1	1	18.05		17.52		17.75		0

[NR Band n77 Conducted Power_DoD _NSA, RSI=0,1,2,3,4]

NR Band n77_ 10 ㎒ Bandwidth

Bandwidth	SCS(㎑)	OFDM	Modulation	RB Size	RB Offset	Max. Average Power (dBm)			MPR [dB]
						630336	633334	636332	
						3455.04MHz	3500.01MHz	3544.98 MHz	
10 ㎒	30	DFT-s OFDM	pi/2 BPSK	1	1	17.74	18.14	18.25	0
				1	12	17.87	18.25	18.42	0
				1	22	17.84	18.19	18.34	0
				12	0	17.81	18.21	18.28	0
				12	6	17.82	18.21	18.35	0
				12	12	17.85	18.22	18.33	0
				24	0	17.82	18.21	18.34	0
			QPSK	1	1	17.72	18.12	18.22	0
				1	12	17.82	18.14	18.34	0
				1	22	17.86	18.18	18.32	0
				12	0	17.82	18.22	18.24	0
				12	6	17.83	18.21	18.36	0
				12	12	17.86	18.22	18.33	0
				24	0	17.83	18.22	18.34	0
			16QAM	1	1	17.82	18.21	18.28	0
			64QAM	1	1	17.85	18.23	18.27	0
			256QAM	1	1	17.89	18.30	18.36	0
		CP	QPSK	1	1	17.71	18.11	18.18	0

NR Band n77_ 15 ㎒ Bandwidth

Bandwidth	SCS(㎑)	OFDM	Modulation	RB Size	RB Offset	Max. Average Power (dBm)			MPR [dB]
						630502	633334	636166	
						3457.53 MHz	3500.01MHz	3542.49 MHz	
15 ㎒	30	DFT-s OFDM	pi/2 BPSK	1	1	17.79	18.19	18.26	0
				1	18	17.94	18.22	18.35	0
				1	36	17.71	18.18	18.32	0
				18	0	17.79	18.21	18.28	0
				18	9	17.88	18.24	18.29	0
				18	18	17.89	18.24	18.36	0
				36	0	17.86	18.22	18.27	0
			QPSK	1	1	17.77	18.18	18.25	0
				1	18	17.91	18.22	18.36	0
				1	36	17.76	18.17	18.29	0
				18	0	17.81	18.20	18.26	0
				18	9	17.86	18.23	18.27	0
				18	18	17.89	18.23	18.37	0
				36	0	17.86	18.24	18.28	0
			16QAM	1	1	17.68	18.03	18.16	0
			64QAM	1	1	17.88	18.24	18.34	0
			256QAM	1	1	17.87	18.24	18.33	0
		CP	QPSK	1	1	17.75	18.11	18.21	0

NR Band n77_ 20 ㎒ Bandwidth

Bandwidth	SCS(㎑)	OFDM	Modulation	RB Size	RB Offset	Max. Average Power (dBm)			MPR [dB]
						630668	633334	636000	
						3460.02MHz	3500.01MHz	3540MHz	
20 ㎒	30	DFT-s OFDM	pi/2 BPSK	1	1	17.73	18.07	18.14	0
				1	26	17.94	18.30	18.28	0
				1	49	17.86	18.26	18.38	0
				25	0	17.93	18.28	18.38	0
				25	13	18.01	18.34	18.40	0
				25	26	17.91	18.32	18.47	0
				50	0	17.98	18.31	18.38	0
			QPSK	1	1	17.74	18.07	18.15	0
				1	26	17.96	18.27	18.25	0
				1	49	17.86	18.24	18.37	0
				25	0	17.92	18.31	18.38	0
				25	13	17.99	18.35	18.41	0
				25	26	17.94	18.33	18.48	0
				50	0	17.97	18.33	18.39	0
			16QAM	1	1	17.69	18.05	18.03	0
			64QAM	1	1	17.80	18.08	18.09	0
			256QAM	1	1	17.84	18.20	18.26	0
		CP	QPSK	1	1	17.58	18.00	18.07	0

NR Band n77_ 25 ㎒ Bandwidth

Bandwidth	SCS(㎑)	OFDM	Modulation	RB Size	RB Offset	Max. Average Power (dBm)			MPR [dB]
						630834	633334	635834	
						3462.51MHz	3500.01MHz	3537.51MHz	
25 ㎒	30	DFT-s OFDM	pi/2 BPSK	1	1	17.86	18.24	18.30	0
				1	1	17.99	18.34	18.41	0
				1	1	17.73	18.18	18.38	0
				32	32	17.90	18.24	18.27	0
				32	32	17.93	18.34	18.40	0
				32	32	17.94	18.31	18.45	0
				64	64	17.92	18.30	18.36	0
			QPSK	1	1	17.82	18.23	18.24	0
				1	1	17.94	18.35	18.39	0
				1	1	17.78	18.19	18.34	0
				32	32	17.91	18.25	18.28	0
				32	32	17.92	18.33	18.41	0
				32	32	17.93	18.31	18.47	0
				64	64	17.90	18.28	18.36	0
			16QAM	1	1	17.65	17.84	17.98	0
			64QAM	1	1	17.99	17.97	18.30	0
			256QAM	1	1	17.92	17.95	18.31	0
		CP	QPSK	1	1	17.80	18.05	18.13	0

NR Band n77_ 30 ㎒ Bandwidth

Bandwidth	SCS(㎑)	OFDM	Modulation	RB Size	RB Offset	Max. Average Power (dBm)			MPR [dB]
						631000	633334	635666	
						3465MHz	3500.01MHz	3534.99MHz	
30 ㎒	30	DFT-s OFDM	pi/2 BPSK	1	1	17.71	18.01	18.11	0
				1	26	17.99	18.41	18.40	0
				1	49	17.98	18.25	18.35	0
				25	0	17.95	18.28	18.31	0
				25	13	17.98	18.36	18.43	0
				25	26	18.04	18.31	18.40	0
				50	0	17.93	18.32	18.39	0
			QPSK	1	1	17.73	17.98	18.10	0
				1	26	17.89	18.37	18.44	0
				1	49	17.98	18.21	18.39	0
				25	0	17.94	18.26	18.30	0
				25	13	17.97	18.37	18.42	0
				25	26	18.03	18.33	18.39	0
				50	0	17.94	18.33	18.40	0
			16QAM	1	1	17.75	17.93	18.10	0
			64QAM	1	1	17.80	18.09	18.21	0
			256QAM	1	1	18.01	18.25	17.98	0
		CP	QPSK	1	1	17.89	18.00	18.12	0

NR Band n77_ 40 ㎒ Bandwidth

Bandwidth	SCS(㎑)	OFDM	Modulation	RB Size	RB Offset	Max. Average Power (dBm)			MPR [dB]
						631334		635332	
						3470.01MHz		3529.98 MHz	
40 ㎒	30	DFT-s OFDM	pi/2 BPSK	1	1	17.54		17.95	0
				1	53	17.84		18.22	0
				1	104	17.88		18.13	0
				50	0	17.71		18.00	0
				50	28	17.76		18.21	0
				50	56	17.83		18.24	0
				100	0	17.84		18.13	0
			QPSK	1	1	17.57		18.00	0
				1	53	17.85		18.18	0
				1	104	17.84		18.15	0
				50	0	17.75		18.05	0
				50	28	17.78		18.20	0
				50	56	17.85		18.20	0
				100	0	17.87		18.15	0
			16QAM	1	1	17.41		17.88	0
			64QAM	1	1	17.48		17.91	0
			256QAM	1	1	17.70		18.06	0
		CP	QPSK	1	1	17.55		17.95	0

NR Band n77_50 ㎒ Bandwidth

Bandwidth	SCS(㎑)	OFDM	Modulation	RB Size	RB Offset	Max. Average Power (dBm)			MPR [dB]
						631668		635000	
						3475.02MHz		3525MHz	
50 ㎒	30	DFT-s OFDM	pi/2 BPSK	1	1	17.43		17.84	0
				1	67	17.96		18.22	0
				1	131	18.03		18.17	0
				64	0	17.77		18.14	0
				64	35	17.98		18.29	0
				64	69	18.09		18.30	0
				128	0	17.92		18.18	0
			QPSK	1	1	17.50		17.91	0
				1	67	17.95		18.22	0
				1	131	18.04		18.19	0
				64	0	17.76		18.13	0
				64	35	18.00		18.27	0
				64	69	18.10		18.34	0
				128	0	17.91		18.17	0
			16QAM	1	1	17.53		17.95	0
			64QAM	1	1	17.59		17.97	0
			256QAM	1	1	17.75		18.16	0
		CP	QPSK	1	1	17.48		17.92	0

NR Band n77_60 ㎒ Bandwidth

Bandwidth	SCS(㎑)	OFDM	Modulation	RB Size	RB Offset	Max. Average Power (dBm)			MPR [dB]
							633334		
							3500.01MHz		
60 ㎒	30	DFT-s OFDM	pi/2 BPSK	1	1		17.52		0
				1	81		18.27		0
				1	160		18.02		0
				81	0		17.90		0
				81	41		18.24		0
				81	81		18.18		0
				162	0		18.17		0
			QPSK	1	1		17.65		0
				1	81		18.37		0
				1	160		18.06		0
				81	0		17.96		0
				81	41		18.29		0
				81	81		18.18		0
				162	0		18.19		0
			16QAM	1	1		17.61		0
			64QAM	1	1		17.70		0
			256QAM	1	1		17.64		0
		CP	QPSK	1	1		17.68		0

NR Band n77_ 70 MHz Bandwidth

Bandwidth	SCS(kHz)	OFDM	Modulation	RB Size	RB Offset	Max. Average Power (dBm)			MPR [dB]
							633334		
							3500.01MHz		
70 MHz	30	DFT-s OFDM	pi/2 BPSK	1	1		17.19		
				1	95		18.05		
				1	187		18.11		
				90	0		17.47		
				90	50		18.01		
				90	99		18.05		
				180	0		17.91		
			QPSK	1	1		17.62		
				1	95		18.03		
				1	187		18.20		
				90	0		17.50		
				90	50		18.17		
				90	99		18.03		
				180	0		17.92		
			16QAM	1	1		17.54		
			64QAM	1	1		17.80		
			256QAM	1	1		17.57		
		CP	QPSK	1	1		17.50		

NR Band n77_80 MHz Bandwidth

Bandwidth	SCS(kHz)	OFDM	Modulation	RB Size	RB Offset	Max. Average Power (dBm)			MPR [dB]
							633334		
							3500.01MHz		
80 MHz	30	DFT-s OFDM	pi/2 BPSK	1	1		17.63		0
				1	109		18.31		0
				1	215		18.21		0
				108	0		17.83		0
				108	55		18.28		0
				108	109		18.14		0
				216	0		18.18		0
			QPSK	1	1		17.68		0
				1	109		18.33		0
				1	215		18.22		0
				108	0		17.88		0
				108	55		18.30		0
				108	109		18.16		0
				216	0		18.17		0
			16QAM	1	1		17.62		0
			64QAM	1	1		17.73		0
			256QAM	1	1		17.78		0
		CP	QPSK	1	1		17.62		0

NR Band n77_90 ㎒ Bandwidth

Bandwidth	SCS(㎑)	OFDM	Modulation	RB Size	RB Offset	Max. Average Power (dBm)			MPR [dB]
							633334		
							3500.01MHz		
90 ㎒	30	DFT-s OFDM	pi/2 BPSK	1	1		17.83		0
				1	123		18.00		0
				1	243		18.44		0
				120	0		17.30		0
				120	63		17.99		0
				120	125		18.09		0
				243	0		17.93		0
			QPSK	1	1		17.79		0
				1	123		17.95		0
				1	243		18.46		0
				120	0		17.31		0
				120	63		18.02		0
				120	125		18.09		0
				243	0		17.94		0
			16QAM	1	1		17.88		0
			64QAM	1	1		18.15		0
			256QAM	1	1		17.75		0
		CP	QPSK	1	1		17.92		0

NR Band n77_ 100 ㎒ Bandwidth

Bandwidth	SCS(㎑)	OFDM	Modulation	RB Size	RB Offset	Max. Average Power (dBm)			MPR [dB]
							633334		
							3500.01MHz		
100 ㎒	30	DFT-s OFDM	pi/2 BPSK	1	1		17.69		0
				1	137		18.05		0
				1	271		18.00		0
				135	0		17.51		0
				135	69		17.97		0
				135	138		17.73		0
				270	0		17.80		0
			QPSK	1	1		17.66		0
				1	137		18.04		0
				1	271		17.97		0
				135	0		17.38		0
				135	69		17.83		0
				135	138		17.77		0
				270	0		17.72		0
			16QAM	1	1		17.79		0
			64QAM	1	1		18.00		0
			256QAM	1	1		17.78		0
		CP	QPSK	1	1		18.28		0

11.5.2 NR Band Reduced Conducted Power (Hotspot activated RSI=2)

[NR Band n2 Conducted Power RSI= 2]

NR Band n2 _ 5 MHz Bandwidth

Bandwidth	SCS(kHz)	OFDM	Modulation	RB Size	RB Offset	Reduced Power [dBm]			MPR [dB]
						370500	376000	381500	
						1852.5 MHz	1880 MHz	1907.5 MHz	
5 MHz	15	DFT-s OFDM	pi/2 BPSK	1	1	20.95	20.71	20.65	0
				1	13	20.89	20.64	20.62	0
				1	23	20.96	20.70	20.70	0
				12	0	20.95	20.69	20.65	0
				12	7	20.94	20.70	20.71	0
				12	13	20.96	20.68	20.68	0
				25	0	20.96	20.72	20.66	0
			QPSK	1	1	20.94	20.72	20.70	0
				1	13	20.90	20.65	20.62	0
				1	23	20.97	20.71	20.74	0
				12	0	20.95	20.71	20.66	0
				12	7	20.95	20.70	20.68	0
				12	13	20.96	20.69	20.67	0
				25	0	20.96	20.70	20.69	0
			16QAM	1	1	20.97	20.79	20.70	0
			64QAM	1	1	20.89	20.82	20.61	0
			256QAM	1	1	19.39	19.16	19.14	1
		CP	QPSK	1	1	20.94	20.65	20.61	0

NR Band n2 _ 10 MHz Bandwidth

Bandwidth	SCS(kHz)	OFDM	Modulation	RB Size	RB Offset	Reduced Power [dBm]			MPR [dB]
						371000	376000	381000	
						1855 MHz	1880 MHz	1905 MHz	
10 MHz	15	DFT-s OFDM	pi/2 BPSK	1	1	20.97	20.70	20.64	0
				1	26	20.97	20.82	20.74	0
				1	50	20.92	20.67	20.69	0
				25	0	20.94	20.71	20.66	0
				25	14	20.94	20.71	20.69	0
				25	27	20.95	20.66	20.70	0
				50	0	20.97	20.72	20.68	0
			QPSK	1	1	20.96	20.73	20.64	0
				1	26	20.96	20.78	20.77	0
				1	50	20.93	20.70	20.72	0
				25	0	20.97	20.71	20.66	0
				25	14	20.97	20.70	20.70	0
				25	27	20.97	20.69	20.72	0
				50	0	20.97	20.72	20.69	0
			16QAM	1	1	20.89	20.72	20.69	0
			64QAM	1	1	20.99	20.68	20.61	0
			256QAM	1	1	19.38	19.15	19.14	1
		CP	QPSK	1	1	20.97	20.72	20.63	0

NR Band n2 _ 15 MHz Bandwidth

Bandwidth	SCS(kHz)	OFDM	Modulation	RB Size	RB Offset	Reduced Power [dBm]			MPR [dB]
						371500	376000	380500	
						1857.5 MHz	1880 MHz	1902.5 MHz	
15 MHz	15	DFT-s OFDM	pi/2 BPSK	1	1	20.89	20.62	20.45	0
				1	40	20.87	20.61	20.54	0
				1	77	20.83	20.55	20.63	0
				36	0	20.92	20.64	20.56	0
				36	22	20.94	20.68	20.63	0
				36	43	20.88	20.64	20.68	0
				75	0	20.92	20.67	20.63	0
			QPSK	1	1	20.87	20.69	20.56	0
				1	40	20.83	20.65	20.59	0
				1	77	20.81	20.61	20.67	0
				36	0	20.92	20.68	20.58	0
				36	22	20.97	20.71	20.65	0
				36	43	20.86	20.67	20.67	0
				75	0	20.74	20.70	20.65	0
			16QAM	1	1	20.78	20.80	20.51	0
			64QAM	1	1	20.71	20.67	20.42	0
			256QAM	1	1	19.06	19.16	18.94	1
		CP	QPSK	1	1	20.49	20.64	20.45	0

NR Band n2 _ 20 MHz Bandwidth

Bandwidth	SCS(kHz)	OFDM	Modulation	RB Size	RB Offset	Reduced Power [dBm]			MPR [dB]
						372000	376000	380000	
						1860 MHz	1880 MHz	1900 MHz	
20 MHz	15	DFT-s OFDM	pi/2 BPSK	1	1	20.82	20.62	20.43	0
				1	53	20.95	20.80	20.77	0
				1	104	20.73	20.55	20.62	0
				50	0	20.86	20.68	20.52	0
				50	28	20.87	20.70	20.65	0
				50	56	20.84	20.65	20.65	0
				100	0	20.86	20.68	20.62	0
			QPSK	1	1	20.86	20.66	20.47	0
				1	53	20.87	20.80	20.74	0
				1	104	20.79	20.55	20.64	0
				50	0	20.93	20.69	20.56	0
				50	28	20.88	20.70	20.66	0
				50	56	20.85	20.65	20.67	0
				100	0	20.87	20.69	20.63	0
			16QAM	1	1	20.70	20.66	20.44	0
			64QAM	1	1	20.74	20.61	20.37	0
			256QAM	1	1	19.36	19.10	18.91	1
		CP	QPSK	1	1	20.85	20.66	20.47	0

[NR Band n66 Conducted Power RSI=2]

NR Band n66 _5 ㎒ Bandwidth

Bandwidth	SCS(㎑)	OFDM	Modulation	RB Size	RB Offset	Reduced Power [dBm]			MPR [dB]
						342500	349000	355500	
						1712.5 MHz	1745 MHz	1777.5 MHz	
5 ㎒	15	DFT-s OFDM	pi/2 BPSK	1	1	19.20	19.66	19.87	0
				1	13	19.19	19.59	19.81	0
				1	23	19.28	19.70	19.94	0
				12	0	19.30	19.59	19.92	0
				12	7	19.34	19.60	19.89	0
				12	13	19.37	19.55	19.95	0
				25	0	19.38	19.58	19.95	0
			QPSK	1	1	19.31	19.59	19.84	0
				1	13	19.34	19.56	19.82	0
				1	23	19.32	19.50	19.97	0
				12	0	19.30	19.50	19.68	0
				12	7	19.35	19.54	19.82	0
				12	13	19.38	19.61	19.88	0
				25	0	19.38	19.61	19.86	0
			16QAM	1	1	19.19	19.55	19.72	0
			64QAM	1	1	19.31	19.75	19.92	0
			256QAM	1	1	17.69	18.08	18.21	1
		CP	QPSK	1	1	19.35	19.61	19.90	0

NR Band n66 _ 10 ㎒ Bandwidth

Bandwidth	SCS(㎑)	OFDM	Modulation	RB Size	RB Offset	Reduced Power [dBm]			MPR [dB]
						343000	349000	355000	
						1715 MHz	1745 MHz	1775 MHz	
10 ㎒	15	DFT-s OFDM	pi/2 BPSK	1	1	19.33	19.60	19.73	0
				1	26	19.47	19.70	19.84	0
				1	50	19.48	19.63	19.93	0
				25	0	19.41	19.61	19.75	0
				25	14	19.42	19.64	19.81	0
				25	27	19.49	19.74	19.91	0
				50	0	19.43	19.49	19.84	0
			QPSK	1	1	19.29	19.49	19.69	0
				1	26	19.47	19.65	19.89	0
				1	50	19.42	19.67	19.98	0
				25	0	19.38	19.61	19.74	0
				25	14	19.42	19.64	19.84	0
				25	27	19.46	19.70	19.90	0
				50	0	19.39	19.67	19.78	0
			16QAM	1	1	19.27	19.44	19.65	0
			64QAM	1	1	19.41	19.54	19.68	0
			256QAM	1	1	17.77	17.97	18.08	1
		CP	QPSK	1	1	19.39	19.68	19.83	0

NR Band n66 _ 15 ㎒ Bandwidth

Bandwidth	SCS(㎑)	OFDM	Modulation	RB Size	RB Offset	Reduced Power [dBm]			MPR [dB]
						343500	349000	354500	
						1717.5 MHz	1745 MHz	1772.5 MHz	
15 ㎒	15	DFT-s OFDM	pi/2 BPSK	1	1	19.33	19.62	19.73	0
				1	40	19.48	19.67	19.94	0
				1	77	19.41	19.67	19.84	0
				36	0	19.38	19.51	19.76	0
				36	22	19.33	19.72	19.82	0
				36	43	19.55	19.78	19.86	0
				75	0	19.36	19.57	19.89	0
			QPSK	1	1	19.30	19.50	19.77	0
				1	40	19.51	19.60	19.84	0
				1	77	19.46	19.65	19.78	0
				36	0	19.36	19.57	19.81	0
				36	22	19.51	19.68	19.91	0
				36	43	19.51	19.62	19.93	0
				75	0	19.38	19.76	19.68	0
			16QAM	1	1	19.17	19.51	19.64	0
			64QAM	1	1	19.48	19.57	19.78	0
			256QAM	1	1	17.79	17.90	18.05	1
		CP	QPSK	1	1	19.45	19.64	19.90	0

NR Band n66 _ 20 ㎒ Bandwidth

Bandwidth	SCS(㎑)	OFDM	Modulation	RB Size	RB Offset	Reduced Power [dBm]			MPR [dB]
						344000	349000	354000	
						1720 MHz	1745 MHz	1770 MHz	
20 ㎒	15	DFT-s OFDM	pi/2 BPSK	1	1	19.39	19.69	19.71	0
				1	53	19.41	19.72	19.94	0
				1	104	19.43	19.58	19.95	0
				50	0	19.35	19.54	19.67	0
				50	28	19.33	19.71	19.86	0
				50	56	19.52	19.77	19.94	0
				100	0	19.36	19.40	19.78	0
			QPSK	1	1	19.21	19.46	19.72	0
				1	53	19.51	19.67	19.92	0
				1	104	19.43	19.61	19.93	0
				50	0	19.41	19.62	19.82	0
				50	28	19.37	19.72	19.87	0
				50	56	19.51	19.74	19.93	0
				100	0	19.43	19.67	19.71	0
			16QAM	1	1	19.23	19.50	19.61	0
			64QAM	1	1	19.34	19.54	19.78	0
			256QAM	1	1	17.86	18.06	18.09	1
		CP	QPSK	1	1	19.37	19.60	19.75	0

11.5.3 NR Band Reduced Conducted Power(Grip-sensor on, EARJACK RSI=3,4)

[NR Band n2 Conducted Power RSI= 3,4]

NR Band n2 _ 5 ㎒ Bandwidth

Bandwidth	SCS(㎑)	OFDM	Modulation	RB Size	RB Offset	Reduced Power [dBm]			MPR [dB]
						370500	376000	381500	
						1852.5 ㎒	1880 ㎒	1907.5 ㎒	
5 ㎒	15	DFT-s OFDM	pi/2 BPSK	1	1	20.98	20.67	20.57	0
				1	13	20.81	20.66	20.54	0
				1	23	20.90	20.62	20.66	0
				12	0	20.91	20.77	20.64	0
				12	7	20.93	20.80	20.81	0
				12	13	20.91	20.76	20.67	0
				25	0	20.96	20.80	20.60	0
			QPSK	1	1	20.86	20.65	20.75	0
				1	13	20.94	20.56	20.53	0
				1	23	20.87	20.63	20.84	0
				12	0	20.99	20.77	20.62	0
				12	7	20.86	20.71	20.78	0
				12	13	20.86	20.65	20.69	0
				25	0	20.88	20.74	20.62	0
			16QAM	1	1	20.89	20.78	20.77	0
			64QAM	1	1	20.83	20.76	20.53	0
			256QAM	1	1	19.47	19.18	19.20	1
		CP	QPSK	1	1	20.89	20.69	20.54	0

NR Band n2 _ 10 ㎒ Bandwidth

Bandwidth	SCS(㎑)	OFDM	Modulation	RB Size	RB Offset	Reduced Power [dBm]			MPR [dB]
						371000	376000	381000	
						1855 ㎒	1880 ㎒	1905 ㎒	
10 ㎒	15	DFT-s OFDM	pi/2 BPSK	1	1	20.93	20.61	20.74	0
				1	26	20.92	20.72	20.64	0
				1	50	20.94	20.62	20.72	0
				25	0	20.89	20.69	20.72	0
				25	14	20.98	20.80	20.75	0
				25	27	20.86	20.60	20.60	0
				50	0	20.87	20.64	20.65	0
			QPSK	1	1	20.91	20.82	20.63	0
				1	26	20.93	20.79	20.72	0
				1	50	20.96	20.74	20.71	0
				25	0	20.97	20.72	20.56	0
				25	14	20.92	20.77	20.64	0
				25	27	20.89	20.70	20.63	0
				50	0	20.92	20.74	20.62	0
			16QAM	1	1	20.80	20.69	20.64	0
			64QAM	1	1	20.95	20.69	20.67	0
			256QAM	1	1	19.37	19.11	19.12	1
		CP	QPSK	1	1	20.89	20.81	20.60	0

NR Band n2 _ 15 MHz Bandwidth

Bandwidth	SCS(kHz)	OFDM	Modulation	RB Size	RB Offset	Reduced Power [dBm]			MPR [dB]
						371500	376000	380500	
						1857.5 MHz	1880 MHz	1902.5 MHz	
15 MHz	15	DFT-s OFDM	pi/2 BPSK	1	1	20.97	20.65	20.46	0
				1	40	20.96	20.54	20.61	0
				1	77	20.91	20.62	20.63	0
				36	0	20.91	20.60	20.61	0
				36	22	20.96	20.72	20.63	0
				36	43	20.89	20.72	20.74	0
				75	0	20.93	20.73	20.70	0
			QPSK	1	1	20.87	20.72	20.59	0
				1	40	20.91	20.65	20.52	0
				1	77	20.90	20.68	20.69	0
				36	0	20.87	20.62	20.67	0
				36	22	20.96	20.61	20.61	0
				36	43	20.88	20.77	20.68	0
				75	0	20.69	20.69	20.62	0
			16QAM	1	1	20.76	20.90	20.61	0
			64QAM	1	1	20.74	20.59	20.35	0
			256QAM	1	1	19.06	19.25	18.95	1
		CP	QPSK	1	1	20.59	20.54	20.55	0

NR Band n2 _ 20 MHz Bandwidth

Bandwidth	SCS(kHz)	OFDM	Modulation	RB Size	RB Offset	Reduced Power [dBm]			MPR [dB]
						372000	376000	380000	
						1860 MHz	1880 MHz	1900 MHz	
20 MHz	15	DFT-s OFDM	pi/2 BPSK	1	1	20.78	20.66	20.48	0
				1	53	20.94	20.88	20.79	0
				1	104	20.74	20.49	20.53	0
				50	0	20.81	20.76	20.57	0
				50	28	20.87	20.72	20.64	0
				50	56	20.82	20.62	20.72	0
				100	0	20.85	20.60	20.59	0
			QPSK	1	1	20.95	20.70	20.46	0
				1	53	20.79	20.80	20.77	0
				1	104	20.87	20.45	20.63	0
				50	0	20.89	20.64	20.50	0
				50	28	20.92	20.65	20.69	0
				50	56	20.78	20.72	20.74	0
				100	0	20.78	20.72	20.70	0
			16QAM	1	1	20.72	20.61	20.47	0
			64QAM	1	1	20.67	20.58	20.41	0
			256QAM	1	1	19.32	19.16	19.01	1
		CP	QPSK	1	1	20.78	20.75	20.52	0

[NR Band n66 Conducted Power RSI=3,4]

NR Band n66 _5 ㎒ Bandwidth

Bandwidth	SCS(㎑)	OFDM	Modulation	RB Size	RB Offset	Reduced Power [dBm]			MPR [dB]
						342500	349000	355500	
						1712.5 MHz	1745 MHz	1777.5 MHz	
5 ㎒	15	DFT-s OFDM	pi/2 BPSK	1	1	19.14	19.70	19.95	0
				1	13	19.09	19.62	19.77	0
				1	23	19.38	19.69	19.93	0
				12	0	19.40	19.68	19.88	0
				12	7	19.30	19.50	19.99	0
				12	13	19.38	19.52	19.89	0
				25	0	19.44	19.66	19.91	0
			QPSK	1	1	19.29	19.58	19.87	0
				1	13	19.33	19.55	19.92	0
				1	23	19.38	19.58	19.99	0
				12	0	19.36	19.53	19.66	0
				12	7	19.25	19.60	19.89	0
				12	13	19.41	19.70	19.84	0
				25	0	19.41	19.61	19.78	0
			16QAM	1	1	19.15	19.64	19.80	0
			64QAM	1	1	19.30	19.66	19.91	0
			256QAM	1	1	17.77	18.15	18.20	1
		CP	QPSK	1	1	19.34	19.66	19.99	0

NR Band n66 _ 10 ㎒ Bandwidth

Bandwidth	SCS(㎑)	OFDM	Modulation	RB Size	RB Offset	Reduced Power [dBm]			MPR [dB]
						343000	349000	355000	
						1715 MHz	1745 MHz	1775 MHz	
10 ㎒	15	DFT-s OFDM	pi/2 BPSK	1	1	19.31	19.50	19.81	0
				1	26	19.38	19.68	19.83	0
				1	50	19.47	19.60	19.88	0
				25	0	19.32	19.61	19.65	0
				25	14	19.50	19.58	19.88	0
				25	27	19.58	19.83	19.91	0
				50	0	19.51	19.53	19.80	0
			QPSK	1	1	19.19	19.55	19.71	0
				1	26	19.47	19.55	19.87	0
				1	50	19.43	19.70	19.96	0
				25	0	19.41	19.59	19.78	0
				25	14	19.39	19.63	19.85	0
				25	27	19.46	19.64	19.81	0
				50	0	19.38	19.75	19.78	0
			16QAM	1	1	19.28	19.36	19.68	0
			64QAM	1	1	19.34	19.59	19.64	0
			256QAM	1	1	17.81	17.92	18.08	1
		CP	QPSK	1	1	19.49	19.64	19.80	0

NR Band n66 _ 15 ㎒ Bandwidth

Bandwidth	SCS(㎑)	OFDM	Modulation	RB Size	RB Offset	Reduced Power [dBm]			MPR [dB]
						343500	349000	354500	
						1717.5 MHz	1745 MHz	1772.5 MHz	
15 ㎒	15	DFT-s OFDM	pi/2 BPSK	1	1	19.36	19.69	19.63	0
				1	40	19.56	19.72	19.94	0
				1	77	19.42	19.77	19.84	0
				36	0	19.30	19.55	19.66	0
				36	22	19.32	19.76	19.91	0
				36	43	19.54	19.73	19.93	0
				75	0	19.42	19.55	19.82	0
			QPSK	1	1	19.27	19.49	19.70	0
				1	40	19.51	19.59	19.81	0
				1	77	19.44	19.64	19.85	0
				36	0	19.43	19.64	19.81	0
				36	22	19.58	19.59	19.83	0
				36	43	19.55	19.67	19.84	0
				75	0	19.32	19.84	19.65	0
			16QAM	1	1	19.10	19.53	19.69	0
			64QAM	1	1	19.54	19.52	19.70	0
			256QAM	1	1	17.85	17.82	18.10	1
		CP	QPSK	1	1	19.41	19.70	19.96	0

NR Band n66 _ 20 ㎒ Bandwidth

Bandwidth	SCS(㎑)	OFDM	Modulation	RB Size	RB Offset	Reduced Power [dBm]			MPR [dB]
						344000	349000	354000	
						1720 MHz	1745 MHz	1770 MHz	
20 ㎒	15	DFT-s OFDM	pi/2 BPSK	1	1	19.35	19.76	19.70	0
				1	53	19.47	19.67	19.92	0
				1	104	19.48	19.48	19.93	0
				50	0	19.40	19.49	19.72	0
				50	28	19.25	19.77	19.80	0
				50	56	19.50	19.84	19.98	0
				100	0	19.26	19.37	19.77	0
			QPSK	1	1	19.26	19.42	19.78	0
				1	53	19.48	19.62	19.89	0
				1	104	19.56	19.68	19.90	0
				50	0	19.32	19.62	19.86	0
				50	28	19.43	19.75	19.86	0
				50	56	19.29	19.65	19.94	0
				100	0	19.49	19.58	19.63	0
			16QAM	1	1	19.20	19.53	19.62	0
			64QAM	1	1	19.24	19.57	19.75	0
			256QAM	1	1	17.90	17.99	18.17	1
		CP	QPSK	1	1	19.34	19.61	19.73	0

11.6 WIFI Conducted Power measurement method

Un-Licensed bands (DTS Band)

Test Description	Test Procedure Used
Conducted Output Power	- KDB 558074 v05 - Section 8.3.2.3 - ANSI 63.10-2013 - Section 11.9.2.3

Test Procedure
1. Measure the duty cycle.
2. Measure the average power of the transmitter. This measurement is an average over both the on and off periods of the transmitter.
3. Add 10 log (1/x), where x is the duty cycle, to the measured power in order to compute the average power during the actual transmission times.

Test setup

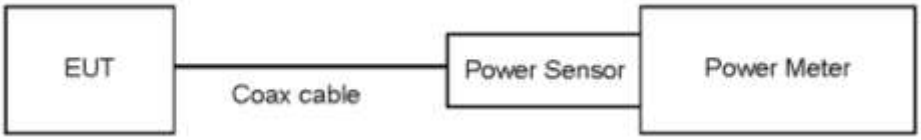

Un-Licensed bands(NII Band)

Test Description	Test Procedure Used
Conducted Output Power	- KDB 789033 D02 v02r01 - Section E.3.a

Test Procedure
1. Measure the duty cycle.
2. Measure the average power of the transmitter. This measurement is an average over both the on and off periods of the transmitter.
3. Add 10 log (1/x), where x is the duty cycle, to the measured power in order to compute the average power during the actual transmission times.

Test setup

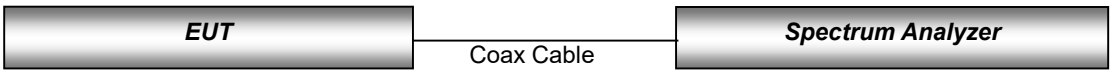

11.6.1 IEEE 802.11 (2.4 GHz) Maximum Conducted Power

Mode	Frequency [MHz]	Channel	IEEE 802.11 (2.4 GHz) Average RF Conducted Power [dBm]
802.11b	2 412	1	19.15
	2 437	6	19.10
	2 462	11	20.45
	2 467	12	7.24
	2 472	13	6.80
802.11g	2 412	1	18.12
	2 437	6	18.25
	2 462	11	17.89
	2 467	12	7.43
	2 472	13	5.55
802.11n (HT20)	2 412	1	17.80
	2 437	6	17.71
	2 462	11	16.32
	2 467	12	5.87
	2 472	13	5.04

11.6.2 IEEE 802.11 (2.4 GHz) Reduced Conducted Power (RCV-On)

Mode	Frequency [MHz]	Channel	IEEE 802.11 (2.4 GHz) Reduced Average Conducted Power [dBm]
802.11b	2 412	1	12.33
	2 437	6	12.43
	2 462	11	11.39
	2 467	12	
	2 472	13	
802.11g	2 412	1	12.23
	2 437	6	12.27
	2 462	11	12.05
	2 467	12	
	2 472	13	
802.11n (HT20)	2 412	1	12.23
	2 437	6	12.28
	2 462	11	12.08
	2 467	12	
	2 472	13	

11.6.3 IEEE 802.11 (5 GHz) Maximum Conducted Power

Mode	Frequency [MHz]	Channel	IEEE 802.11 (5 GHz) Average RF Conducted Power [dBm]
802.11a (20 MHz BW)	5 180	36	18.76
	5 200	40	18.95
	5 220	44	18.96
	5 240	48	18.83
	5 260	52	18.52
	5 280	56	18.40
	5 300	60	18.47
	5 320	64	18.97
	5 500	100	14.95
	5 600	120	18.44
	5 620	124	18.32
	5 720	144	18.95
	5 745	149	18.46
	5 785	157	17.85
	5 825	165	17.69

11.6.4 IEEE 802.11 (5 GHz) Reduced Conducted Power (RCV-On)

Mode	Frequency [MHz]	Channel	IEEE 802.11 (5 GHz) Reduced Average Conducted Power [dBm]
802.11ac (80 MHz BW)	5 210	42	10.53
	5 290	58	10.33
	5 530	106	10.38
	5 610	122	10.45
	5 690	138	10.42
	5 775	155	10.62

Justification for test configurations for WLAN per KDB Publication 248227 D01v02r02:
▪ Power measurements were performed for the transmission mode configuration with the highest maximum output power specified for production units.
▪ For transmission mode with the same maximum output power specification, powers were measured for the largest channel bandwidth, lowest order modulation and lowest data rate.
▪ For transmission modes with identical maximum specified output power, channel bandwidth, modulation and data rates, power measurements were required for all identical configurations.
▪ For each transmission mode configuration, powers were measured for the highest and lowest channels; and at the mid-band channel(s) when there were at least 3 channels supported. For configurations with multiple mid-band channels, due to an even number of channels, both channels were measured.

Test Configuration



11.7.1 Bluetooth Maximum Conducted Power

The Burst averaged-conducted power

Mode	Channel	Bluetooth Power [dBm]
Bluetooth DH5	0	15.64
	39	16.55
	78	15.02
Bluetooth 2-DH5	0	11.24
	39	12.16
	78	10.85
Bluetooth 3-DH5	0	11.26
	39	12.18
	78	10.89

The Burst averaged-Reduced conducted power (RCV-On)

Mode	Channel	Bluetooth Power [dBm]
DH5	0	7.32
	39	8.45
	78	8.01
2-DH5	0	2.57
	39	3.69
	78	3.26
3-DH5	0	2.55
	39	3.63
	78	3.26

Per October 2016 TCB Workshop Notes:
When call box and Bluetooth protocol are used for Bluetooth SAR measurement, time-domain plot is required to identify duty factor for supporting the test setup and result.
Bluetooth duty cycle was measured using Bluetooth tester equipment (CBT / R&S) with Bluetooth DH5 mode.

Duty Cycle (Bluetooth DH5 mode)

= (BT-On time /BT-Full time) =(2.880/3.752) = 0.768 (DH5)

Duty factor= 1/Duty cycle : 1.302

12. System Verification

12.1 Tissue Verification

The head simulating material is calibrated by HCT using the DAKS 3.5 to determine the conductivity and permittivity.

Table for Head Tissue Verification									
Date of Tests	Tissue Temp. (°C)	Tissue Type	Freq. (MHz)	Measured Conductivity σ (S/m)	Measured Dielectric Constant, ε	Target Conductivity σ (S/m)	Target Dielectric Constant, ε	% dev σ	% dev ε
12/02/2021 LTE 12	22.9	750H	705	0.874	43.498	0.889	42.174	-1.69	3.14
			710	0.877	43.424	0.890	42.148	-1.46	3.03
			750	0.902	42.847	0.893	41.940	1.01	2.16
12/03/2021 LTE 13	21.5	750H	750	0.904	42.952	0.893	41.940	1.23	2.41
			785	0.915	42.384	0.896	41.758	2.12	1.50
12/06/2021 GSM850	22.3	835H	820	0.917	41.476	0.899	41.577	2.00	-0.24
			835	0.931	41.254	0.900	41.500	3.44	-0.59
			850	0.944	40.996	0.916	41.500	3.06	-1.21
12/01/2021 LTE5	22.9	835H	820	0.920	41.586	0.899	41.577	2.34	0.02
			835	0.929	41.410	0.900	41.500	3.22	-0.22
			850	0.940	41.240	0.916	41.500	2.62	-0.63
12/17/2021 UMTS5	21.7	835H	820	0.912	41.518	0.899	41.577	1.45	-0.14
			835	0.928	41.330	0.900	41.500	3.11	-0.41
			850	0.939	41.118	0.916	41.500	2.51	-0.92
12/08/2021 LTE66	22.5	1800H	1710	1.306	41.583	1.348	40.144	-3.12	3.58
			1750	1.349	41.357	1.371	40.080	-1.60	3.19
			1800	1.392	41.082	1.400	40.000	-0.57	2.71
12/13/2021 LTE66 ph	21.9	1800H	1710	1.294	41.575	1.348	40.144	-4.01	3.56
			1750	1.337	41.381	1.371	40.080	-2.48	3.25
			1800	1.392	41.120	1.400	40.000	-0.57	2.80
12/23/2021 GSM1900	21.3	1900H	1850	1.365	40.663	1.400	40.000	-2.50	1.66
			1900	1.425	40.394	1.400	40.000	1.79	0.98
			1910	1.422	40.324	1.400	40.000	1.57	0.81
12/20/2021 UMTS2	22.1	1900H	1850	1.365	40.671	1.400	40.000	-2.50	1.68
			1900	1.426	40.404	1.400	40.000	1.86	1.01
			1910	1.423	40.333	1.400	40.000	1.64	0.83
12/22/2021 UMTS2 PH	21.0	1900H	1850	1.366	40.690	1.400	40.000	-2.43	1.72
			1900	1.430	40.395	1.400	40.000	2.14	0.99
			1910	1.432	40.415	1.400	40.000	2.29	1.04
12/07/2021 LTE2	22.7	1900H	1850	1.374	40.939	1.400	40.000	-1.86	2.35
			1900	1.430	40.857	1.400	40.000	2.14	2.14
			1910	1.436	40.846	1.400	40.000	2.57	2.11
12/10/2021 LTE2 PH	22.5	1900H	1850	1.381	40.948	1.400	40.000	-1.36	2.37
			1900	1.431	40.900	1.400	40.000	2.21	2.25
			1910	1.445	40.941	1.400	40.000	3.21	2.35
12/27/2021 WLAN	21.9	2400H	2400	1.698	38.152	1.756	39.290	-3.30	-3.30
			2450	1.748	38.894	1.800	39.200	-2.89	-2.89
			2500	1.793	38.679	1.855	39.140	-3.34	-3.34
01/05/2022 BT	21.9	2400H	2400	1.769	39.752	1.756	39.290	0.74	0.74
			2450	1.821	39.506	1.800	39.200	1.17	0.78
			2500	1.868	39.323	1.855	39.140	0.70	0.47
12/09/2021 LTE7	23.0	2600H	2500	1.887	40.112	1.855	39.140	1.73	2.48
			2550	1.937	39.978	1.909	39.070	1.47	2.32
			2600	1.998	39.629	1.964	39.010	1.73	1.59
12/12/2021 LTE 48	21.9	3500H-3700H	3500	2.977	38.048	2.913	37.930	2.20	0.31
			3550	2.944	37.315	2.964	37.870	-0.67	-1.47
			3650	3.089	37.479	3.066	37.760	0.75	-0.74
			3700	3.148	37.523	3.118	37.770	0.96	-0.65

Table for Head Tissue Verification									
Date of Tests	Tissue Temp. (°C)	Tissue Type	Freq. (MHz)	Measured Conductivity σ (S/m)	Measured Dielectric Constant, ε	Target Conductivity σ (S/m)	Target Dielectric Constant, ε	% dev σ	% dev ε
12/28/2021	21.4	5180H-5320H	5180	4.577	36.287	4.635	36.010	-1.25	0.77
			5250	4.784	36.250	4.706	35.930	1.66	0.89
			5280	4.706	36.606	4.737	35.894	-0.65	1.98
			5320	4.781	36.599	4.778	35.846	0.06	2.10
12/29/2021	20.9	5500H-5600H	5500	4.940	36.276	4.963	35.640	-0.46	1.78
			5600	5.020	35.884	5.065	35.530	-0.89	1.00
12/30/2021	21.8	5750H-5825H	5750	5.316	35.713	5.219	35.360	1.86	1.00
			5800	5.237	36.324	5.270	35.300	-0.63	2.90
			5825	5.311	35.984	5.296	35.270	0.28	2.02

* 5G NR Band

Table for Head Tissue Verification									
Date of Tests	Tissue Temp. (°C)	Tissue Type	Freq. (MHz)	Measured Conductivity σ (S/m)	Measured Dielectric Constant, ε	Target Conductivity σ (S/m)	Target Dielectric Constant, ε	% dev σ	% dev ε
12/16/2021 NR5	21.7	835H	820	0.873	41.445	0.899	41.577	-2.89	-0.32
			835	0.891	41.241	0.900	41.500	-1.00	-0.62
			850	0.902	40.981	0.916	41.500	-1.53	-1.25
12/17/2021 NR66	21.7	1800H	1710	1.287	41.563	1.348	40.144	-4.53	3.53
			1750	1.329	41.342	1.371	40.080	-3.06	3.15
			1800	1.382	41.117	1.400	40.000	-1.29	2.79
12/21/2021 NR66	20.4	1800H	1710	1.286	41.556	1.348	40.144	-4.60	3.52
			1750	1.324	41.406	1.371	40.080	-3.43	3.31
			1800	1.376	41.156	1.400	40.000	-1.71	2.89
12/14/2021 NR2	22.7	1900H	1850	1.370	40.786	1.400	40.000	-2.14	1.97
			1900	1.441	40.430	1.400	40.000	2.93	1.08
			1910	1.439	40.427	1.400	40.000	2.79	1.07
12/15/2021 NR2	23.0	1900H	1850	1.409	40.613	1.400	40.000	0.64	1.53
			1900	1.454	40.521	1.400	40.000	3.86	1.30
			1910	1.411	40.539	1.400	40.000	0.79	1.35
12/28/2021 NR77 (DoD)	18.4	3400H~3550	3400	2.910	38.761	2.810	38.040	3.56	1.90
			3500	3.023	38.527	2.913	37.930	3.78	1.57
			3550	3.035	38.600	2.964	37.870	2.40	1.93
12/28/2021 NR77 (DoD)	18.4	3400H~3550	3400	2.866	38.232	2.810	38.040	1.99	0.50
			3500	2.892	38.025	2.913	37.930	-0.72	0.25
			3550	2.936	37.204	2.964	37.870	-0.94	-1.76
01/03/2022 NR77	20.5	3700H~3970H	3700	3.158	37.380	3.118	37.700	1.28	-0.85
			3750	3.110	38.090	3.169	37.640	-1.86	1.20
			3800	3.134	38.084	3.220	37.590	-2.67	1.31
			3900	3.310	37.471	3.233	37.470	2.38	0.00
			3970	3.281	37.949	3.394	37.390	-3.33	1.50
01/03/2022 NR77	21.4	3700H~3970H	3700	3.159	37.394	3.118	37.700	1.31	-0.81
			3750	3.195	37.523	3.169	37.640	0.82	-0.31
			3800	3.247	37.584	3.220	37.590	0.84	-0.02
			3900	3.310	37.471	3.233	37.470	2.38	0.00
			3970	3.301	37.250	3.394	37.390	-2.74	-0.37

12.2 System Verification

Input Power: 50 mW

Freq. [MHz]	Date	Probe (S/N)	Dipole (S/N)	Liquid	Amb. Temp. [°C]	Liquid Temp. [°C]	1 W Target SAR_{1g} (SPEAG) [W/kg]	50mW Measured SAR_{1g} [W/kg]	1 W Normalized SAR_{1g} [W/kg]	Deviation [%]	Limit [%]
750	12/02/2021	7309	1014	Head	23.0	22.9	8.55	0.408	8.16	- 4.56	± 10
750	12/03/2021	7309		Head	21.6	21.5	8.55	0.409	8.18	- 4.33	± 10
835	12/06/2021	7309	4d165	Head	22.4	22.3	9.68	0.468	9.36	- 3.31	± 10
835	12/01/2021	7309		Head	23.0	22.9	9.68	0.490	9.80	+ 1.24	± 10
835	12/17/2021	7309		Head	21.8	21.7	9.68	0.464	9.28	- 4.13	± 10
1 800	12/08/2021	7370	2d015	Head	22.6	22.5	38.8	1.92	38.4	- 1.03	± 10
1 900	12/23/2021	7370	5d061	Head	21.4	21.3	41.2	2.06	41.2	+ 0.00	± 10
1 900	12/20/2021	7370		Head	22.2	22.1	41.2	2.06	41.2	+ 0.00	± 10
1 900	12/07/2021	7370		Head	22.8	22.7	41.2	2.07	41.4	+ 0.49	± 10
2 450	12/27/2021	7370	965	Head	22.0	21.9	53.3	2.66	53.2	- 0.19	± 10
2 450	01/05/2022	7370		Head	20.0	21.9	53.3	2.60	52.0	- 2.44	± 10
2 600	12/09/2021	7370	1106	Head	23.1	23.0	56.3	2.74	54.8	- 2.66	± 10
3 500	12/12/2021	7370	1040	Head	22.0	21.9	66.3	3.45	69.0	+ 4.07	± 10
3 700	12/12/2021	7370	1105	Head	22.0	21.9	66.6	3.45	69.0	+ 3.60	± 10
5 250	12/28/2021	7370	1107	Head	21.5	21.4	80.6	3.78	75.6	- 6.20	± 10
5 600	12/29/2021	7370		Head	21.0	20.9	84.2	4.24	84.8	+ 0.71	± 10
5 750	12/30/2021	7370		Head	21.9	21.8	80.9	4.05	81.0	+ 0.12	± 10

* 5G NR Band

Input Power: 50 mW

Freq. [MHz]	Date	Probe (S/N)	Dipole (S/N)	Liquid	Amb. Temp. [°C]	Liquid Temp. [°C]	1 W Target SAR_{1g} (SPEAG) [W/kg]	50mW Measured SAR_{1g} [W/kg]	1 W Normalized SAR_{1g} [W/kg]	Deviation [%]	Limit [%]
835	12/16/2021	7370	4d165	Head	21.8	21.7	9.68	0.470	9.40	- 2.89	± 10
1 800	12/17/2021	7370	2d015	Head	21.6	21.5	38.8	1.94	38.8	+ 0.00	± 10
1 900	12/14/2021	7370	5d061	Head	22.8	22.7	41.2	2.03	40.6	- 1.46	± 10
3 500	12/24/2021	7370	1040	Head	21.3	21.2	66.3	3.32	66.4	+ 0.15	± 10
3 500	12/28/2021	7309	1040	Head	18.5	18.4	66.3	3.59	71.8	+ 8.30	± 10
3 700	01/03/2022	7655	1105	Head	20.6	20.5	66.6	3.19	63.8	- 4.20	± 10
3 900	01/03/2022	7655	1019	Head	20.6	20.5	70.4	3.49	69.8	- 0.85	± 10
3 700	01/03/2022	7655	1105	Head	21.5	21.4	66.6	3.10	62.0	- 6.91	± 10
3 900	01/03/2022	7655	1019	Head	21.5	21.4	70.4	3.50	70.0	- 0.57	± 10

* System Verification Results – Extremity SAR

Input Power: 50 mW

Freq.	Date	Probe (S/N)	Dipole (S/N)	Liquid	Amb. Temp.	Liquid Temp.	1 W Target SAR_{10g} (SPEAG)	50mW Measured SAR_{10g}	1 W Normalized SAR_{10g}	Deviation	Limit
[㎒]					[°C]	[°C]	[W/kg]	[W/kg]	[W/kg]	[%]	[%]
1 800	12/13/2021	7370	2d015	Head	22.0	21.9	19.7	1.01	20.2	+ 2.54	± 10
1 800	12/21/2021	7370	2d015	Head	20.5	20.4	19.7	1.01	20.2	+ 2.54	± 10
1 900	12/10/2021	7370	5d061	Head	22.6	22.5	21.4	1.03	20.6	- 3.74	± 10
1 900	12/15/2021	7370		Head	23.1	23.0	21.4	1.05	21.0	- 1.87	± 10
1 900	12/22/2021	7370		Head	21.1	21.0	21.4	1.06	21.2	- 0.93	± 10
3 500	12/28/2021	7309	1040	Head	18.5	18.4	24.9	1.18	23.6	- 5.22	± 10
3 700	01/03/2022	7655	1105	Head	21.5	21.4	24.1	1.11	22.2	- 7.88	± 10
3 900	01/03/2022	7655	1019	Head	21.5	21.4	24.3	1.19	23.8	- 2.06	± 10
5 250	12/28/2021	7370	1107	Head	21.5	21.4	23.2	1.14	22.8	- 1.72	± 10
5 600	12/29/2021	7370		Head	21.0	20.9	24.2	1.26	25.2	+ 4.13	± 10

12.3 System Verification Procedure

SAR measurement was prior to assessment, the system is verified to the ± 10 % of the specifications at each frequency band by using the system verification kit. (Graphic Plots Attached)

- Cabling the system, using the verification kit equipment.
- Generate about 50 ㎽ Input level from the signal generator to the Dipole Antenna.
- Dipole antenna was placed below the flat phantom.
- The measured one-gram SAR at the surface of the phantom above the dipole feed-point should be within 10 % of the target reference value.
- The results are normalized to 1 W input power.

Note;
SAR Verification was performed according to the FCC KDB 865664 D01v01r04.

13. SAR Test Data Summary

13.1 Head SAR Measurement Results(RSI=1)

GSM 850 Head SAR – Main #1											
Frequency		Mode	Tune-Up Limit	Meas. Power	Power Drift	Test Position	Duty Cycle	Meas. SAR	Scaling Factor	Scaled SAR	Plot No.
MHz	Ch.		(dB)	(dB)	(dB)			(W/kg)		(W/kg)	
836.6	190	GSM	33.5	31.99	0.10	Left Cheek	1:8.3	0.103	1.416	0.146	-
836.6	190	GSM	33.5	31.99	0.14	Left Tilt	1:8.3	0.067	1.416	0.095	-
836.6	190	GSM	33.5	31.99	0.17	Right Cheek	1:8.3	0.125	1.416	0.177	-
836.6	190	GSM	33.5	31.99	0.15	Right Tilt	1:8.3	0.075	1.416	0.106	-
836.6	190	GPRS 3Tx	29.0	28.17	0.19	Left Cheek	1:2.77	0.122	1.211	0.148	-
836.6	190	GPRS 3Tx	29.0	28.17	0.18	Left Tilt	1:2.77	0.082	1.211	0.099	-
836.6	190	GPRS 3Tx	29.0	28.17	0.13	Right Cheek	1:2.77	0.151	1.211	**0.183**	1
836.6	190	GPRS 3Tx	29.0	28.17	0.02	Right Tilt	1:2.77	0.090	1.211	0.109	-
ANSI/ IEEE C95.1 - 2005– Safety Limit Spatial Peak Uncontrolled Exposure/ General Population						Head 1.6 W/kg Averaged over 1 gram					

GSM 1900 Head SAR– Main #1											
Frequency		Mode	Tune-Up Limit	Meas. Power	Power Drift	Test Position	Duty Cycle	Meas. SAR	Scaling Factor	Scaled SAR	Plot No.
MHz	Ch.		(dB)	(dB)	(dB)			(W/kg)		(W/kg)	
1 880	661	GSM	30.5	29.41	-0.15	Left Cheek	1:8.3	0.025	1.285	0.032	-
1 880	661	GSM	30.5	29.41	0.11	Left Tilt	1:8.3	0.012	1.285	0.015	-
1 880	661	GSM	30.5	29.41	-0.18	Right Cheek	1:8.3	0.027	1.285	**0.035**	2
1 880	661	GSM	30.5	29.41	0.14	Right Tilt	1:8.3	0.014	1.285	0.018	-
1 850.2	512	GPRS 4Tx	24.5	23.92	-0.10	Left Cheek	1:2.07	0.019	1.143	0.022	-
1 850.2	512	GPRS 4Tx	24.5	23.92	0.17	Left Tilt	1:2.07	0.016	1.143	0.018	-
1 850.2	512	GPRS 4Tx	24.5	23.92	-0.19	Right Cheek	1:2.07	0.025	1.143	0.029	-
1 850.2	512	GPRS 4Tx	24.5	23.92	0.07	Right Tilt	1:2.07	0.013	1.143	0.015	-
ANSI/ IEEE C95.1 - 2005– Safety Limit Spatial Peak Uncontrolled Exposure/ General Population						Head 1.6 W/kg Averaged over 1 gram					

UMTS Band 5 Head SAR– Main #1											
Frequency		Mode	Tune-Up Limit	Meas. Power	Power Drift	Test Position	Duty Cycle	Meas. SAR	Scaling Factor	Scaled SAR	Plot No.
MHz	Ch.		(dB)	(dB)	(dB)			(W/kg)		**(W/kg)**	
836.6	4183	RMC	25.0	24.11	0.10	Left Cheek	1:1	0.141	1.227	0.173	-
836.6	4183	RMC	25.0	24.11	-0.06	Left Tilt	1:1	0.087	1.227	0.107	-
836.6	4183	RMC	25.0	24.11	0.06	Right Cheek	1:1	0.183	1.227	**0.225**	3
836.6	4183	RMC	25.0	24.11	-0.04	Right Tilt	1:1	0.070	1.227	0.086	-
ANSI/ IEEE C95.1 - 2005– Safety Limit Spatial Peak Uncontrolled Exposure/ General Population						Head 1.6 W/kg (mW/g) Averaged over 1 gram					

UMTS Band 2 Head SAR– Main #1											
Frequency		Mode	Tune-Up Limit	Meas. Power	Power Drift	Test Position	Duty Cycle	Meas. SAR	Scaling Factor	Scaled SAR	Plot No.
MHz	Ch.		(dB)	(dB)	(dB)			(W/kg)		**(W/kg)**	
1 880	9400	RMC	25.0	24.65	0.13	Left Cheek	1:1	0.069	1.084	0.075	-
1 880	9400	RMC	25.0	24.65	0.17	Left Tilt	1:1	0.048	1.084	0.052	-
1 880	9400	RMC	25.0	24.65	-0.13	Right Cheek	1:1	0.087	1.084	**0.094**	4
1 880	9400	RMC	25.0	24.65	0.15	Right Tilt	1:1	0.035	1.084	0.038	-
ANSI/ IEEE C95.1 - 2005– Safety Limit Spatial Peak Uncontrolled Exposure/ General Population						Head 1.6 W/kg (mW/g) Averaged over 1 gram					

LTE Band 2 Head SAR– Main #1															
Frequency		Mode	Band width	Tune-Up Limit	Meas. Power	Power Drift	Test Position	MPR	RB Size	RB Offset	Duty Cycle	Meas. SAR	Scaling Factor	Scaled SAR	Plot No.
MHz	Ch.		(MHz)	(dBm)	(dBm)	(dB)		(dB)				(W/kg)		(W/kg)	
1 900	19100	QPSK	20	24.5	23.59	-0.12	Left Cheek	0	1	49	1:1	0.057	1.233	0.070	-
1 900	19100	QPSK	20	23.5	22.74	0.14	Left Cheek	1	50	25	1:1	0.046	1.191	0.055	-
1 900	19100	QPSK	20	24.5	23.59	-0.10	Left Tilt	0	1	49	1:1	0.035	1.233	0.043	-
1 900	19100	QPSK	20	23.5	22.74	-0.14	Left Tilt	1	50	25	1:1	0.027	1.191	0.032	-
1 900	19100	QPSK	20	24.5	23.59	0.17	Right Cheek	0	1	49	1:1	0.067	1.233	**0.083**	5
1 900	19100	QPSK	20	23.5	22.74	0.12	Right Cheek	1	50	25	1:1	0.054	1.191	0.064	-
1 900	19100	QPSK	20	24.5	23.59	0.18	Right Tilt	0	1	49	1:1	0.030	1.233	0.037	-
1 900	19100	QPSK	20	23.5	22.74	0.12	Right Tilt	1	50	25	1:1	0.026	1.191	0.031	-
ANSI/ IEEE C95.1 - 2005 – Safety Limit Spatial Peak Uncontrolled Exposure/ General Population							Head 1.6 W/kg Averaged over 1 gram								

LTE Band 5 Head SAR– Main #1															
Frequency		Mode	Band width	Tune-Up Limit	Meas. Power	Power Drift	Test Position	MPR	RB Size	RB Offset	Duty Cycle	Meas. SAR	Scaling Factor	Scaled SAR	Plot No.
MHz	Ch.		(MHz)	(dBm)	(dBm)	(dB)		(dB)				(W/kg)		(W/kg)	
836.5	20525	QPSK	10	24.7	24.14	0.11	Left Cheek	0	1	0	1:1	0.107	1.138	0.122	-
836.5	20525	QPSK	10	23.7	23.30	0.10	Left Cheek	1	25	0	1:1	0.082	1.096	0.090	-
836.5	20525	QPSK	10	24.7	24.14	0.12	Left Tilt	0	1	0	1:1	0.065	1.138	0.074	-
836.5	20525	QPSK	10	23.7	23.30	0.12	Left Tilt	1	25	0	1:1	0.051	1.096	0.056	-
836.5	20525	QPSK	10	24.7	24.14	0.15	Right Cheek	0	1	0	1:1	0.147	1.138	**0.167**	6
836.5	20525	QPSK	10	23.7	23.30	0.17	Right Cheek	1	25	0	1:1	0.119	1.096	0.130	-
836.5	20525	QPSK	10	24.7	24.14	0.14	Right Tilt	0	1	0	1:1	0.069	1.138	0.078	-
836.5	20525	QPSK	10	23.7	23.30	-0.13	Right Tilt	1	25	0	1:1	0.050	1.096	0.055	-
ANSI/ IEEE C95.1 - 2005 – Safety Limit Spatial Peak Uncontrolled Exposure/ General Population							Head 1.6 W/kg Averaged over 1 gram								

LTE Band 7 Head SAR– Main #2																
Frequency		Mode	Band width	Tune-Up Limit	Meas. Power	Power Drift	Test Position	MPR	RB Size	RB Offset	Duty Cycle	Meas. SAR	Scaling Factor	Scaled SAR	Plot No.
MHz	Ch.		(MHz)	(dBm)	(dBm)	(dB)		(dB)				(W/kg)		(W/kg)	
2 560	21350	QPSK	20	24.0	22.79	-0.19	Left Cheek	0	1	49	1:1	0.175	1.321	**0.231**	7
2 560	21350	QPSK	20	23.0	21.99	0.11	Left Cheek	1	50	0	1:1	0.151	1.262	0.191	-
2- 560	21350	QPSK	20	24.0	22.79	-0.18	Left Tilt	0	1	49	1:1	0.053	1.321	0.070	-
2 560	21350	QPSK	20	23.0	21.99	0.19	Left Tilt	1	50	0	1:1	0.051	1.262	0.064	-
2 560	21350	QPSK	20	24.0	22.79	-0.01	Right Cheek	0	1	49	1:1	0.066	1.321	0.087	-
2 560	21350	QPSK	20	23.0	21.99	0.16	Right Cheek	1	50	0	1:1	0.058	1.262	0.073	-
2 560	21350	QPSK	20	24.0	22.79	0.18	Right Tilt	0	1	49	1:1	0.086	1.321	0.114	-
2 560	21350	QPSK	20	23.0	21.99	-0.14	Right Tilt	1	50	0	1:1	0.076	1.262	0.096	-
ANSI/ IEEE C95.1 - 2005 – Safety Limit Spatial Peak Uncontrolled Exposure/ General Population							Head 1.6 W/kg Averaged over 1 gram								

LTE Band 12 Head SAR– Main #1																
Frequency		Mode	Band width	Tune-Up Limit	Meas. Power	Power Drift	Test Position	MPR	RB Size	RB Offset	Duty Cycle	Meas. SAR	Scaling Factor	Scaled SAR	Plot No.
MHz	Ch.		(MHz)	(dBm)	(dBm)	(dB)		(dB)				(W/kg)		(W/kg)	
707.5	23095	QPSK	10	25.0	24.77	0.17	Left Cheek	0	1	0	1:1	0.094	1.054	0.099	-
707.5	23095	QPSK	10	24.0	23.74	0.19	Left Cheek	1	25	0	1:1	0.081	1.062	0.086	-
707.5	23095	QPSK	10	25.0	24.77	0.13	Left Tilt	0	1	0	1:1	0.049	1.054	0.052	-
707.5	23095	QPSK	10	24.0	23.74	0.11	Left Tilt	1	25	0	1:1	0.044	1.062	0.047	-
707.5	23095	QPSK	10	25.0	24.77	0.12	Right Cheek	0	1	0	1:1	0.120	1.054	**0.127**	8
707.5	23095	QPSK	10	24.0	23.74	0.12	Right Cheek	1	25	0	1:1	0.091	1.062	0.097	-
707.5	23095	QPSK	10	25.0	24.77	0.19	Right Tilt	0	1	0	1:1	0.053	1.054	0.056	-
707.5	23095	QPSK	10	24.0	23.74	0.17	Right Tilt	1	25	0	1:1	0.043	1.062	0.046	-
ANSI/ IEEE C95.1 - 2005 – Safety Limit Spatial Peak Uncontrolled Exposure/ General Population							Head 1.6 W/kg Averaged over 1 gram								

LTE Band 13 Head SAR– Main #1																
Frequency		Mode	Band width	Tune-Up Limit	Meas. Power	Power Drift	Test Position	MPR	RB Size	RB Offset	Duty Cycle	Meas. SAR	Scaling Factor	Scaled SAR	Plot No.
MHz	Ch.		(MHz)	(dBm)	(dBm)	(dB)		(dB)				(W/kg)		(W/kg)	
782	23230	QPSK	10	25.0	23.97	0.16	Left Cheek	0	1	0	1:1	0.143	1.268	0.181	-
782	23230	QPSK	10	24.0	23.19	0.19	Left Cheek	1	25	0	1:1	0.120	1.205	0.145	-
782	23230	QPSK	10	25.0	23.97	-0.07	Left Tilt	0	1	0	1:1	0.082	1.268	0.104	-
782	23230	QPSK	10	24.0	23.19	0.18	Left Tilt	1	25	0	1:1	0.067	1.205	0.081	-
782	23230	QPSK	10	25.0	23.97	0.10	Right Cheek	0	1	0	1:1	0.190	1.268	**0.241**	9
782	23230	QPSK	10	24.0	23.19	0.10	Right Cheek	1	25	0	1:1	0.155	1.205	0.187	-
782	23230	QPSK	10	25.0	23.97	0.11	Right Tilt	0	1	0	1:1	0.083	1.268	0.105	-
782	23230	QPSK	10	24.0	23.19	0.11	Right Tilt	1	25	0	1:1	0.075	1.205	0.090	-
ANSI/ IEEE C95.1 - 2005 – Safety Limit Spatial Peak Uncontrolled Exposure/ General Population							Head 1.6 W/kg Averaged over 1 gram								

LTE Band 48 Head SAR – Sub #3																
Frequency		Mode	Band width	Tune-Up Limit	Meas. Power	Power Drift	Test Position	MPR	RB Size	RB Offset	Duty Cycle	Meas. SAR	Scaling Factor	Scaled SAR	Plot No.
MHz	Ch.		(MHz)	(dBm)	(dBm)	(dB)		(dB)				(W/kg)		(W/kg)	
3 560	55340	QPSK	20	19.0	18.61	-0.10	Left Cheek	0	1	49	1:1.58	0.120	1.094	0.131	-
3 560	55340	QPSK	20	19.0	18.64	0.02	Left Cheek	0	50	49	1:1.58	0.120	1.086	0.130	-
3 560	55340	QPSK	20	19.0	18.61	0.13	Left Tilt	0	1	49	1:1.58	0.123	1.094	0.135	-
3 560	55340	QPSK	20	19.0	18.64	0.14	Left Tilt	0	50	49	1:1.58	0.123	1.086	0.134	-
3 560	55340	QPSK	20	19.0	18.61	-0.11	Right Cheek	0	1	49	1:1.58	0.596	1.094	0.652	-
3 603.3	55773	QPSK	20	19.0	18.38	0.11	Right Cheek	0	1	49	1:1.58	0.639	1.153	0.737	-
3 646.7	56207	QPSK	20	19.0	18.57	0.10	Right Cheek	0	1	49	1:1.58	0.641	1.104	0.708	-
3 690	56640	QPSK	20	19.0	18.09	0.12	Right Cheek	0	1	99	1:1.58	0.762	1.233	0.940	-
3 560	55340	QPSK	20	19.0	18.64	-0.10	Right Cheek	0	50	49	1:1.58	0.561	1.086	0.609	-
3 603.3	55773	QPSK	20	19.0	18.27	-0.05	Right Cheek	0	50	49	1:1.58	0.603	1.183	0.713	-
3 646.7	56207	QPSK	20	19.0	18.50	0.08	Right Cheek	0	50	49	1:1.58	0.665	1.122	0.746	-
3 690	56640	QPSK	20	19.0	18.25	0.11	Right Cheek	0	50	49	1:1.58	0.760	1.189	0.904	-
3 560	55340	QPSK	20	19.0	18.60	0.15	Right Cheek	0	100	0	1:1.58	0.556	1.096	0.609	-
3 560	55340	QPSK	20	19.0	18.61	0.15	Right Tilt	0	1	49	1:1.58	0.452	1.094	0.494	-
3 560	55340	QPSK	20	19.0	18.64	0.17	Right Tilt	0	50	49	1:1.58	0.457	1.086	0.496	-
Up-link Carrier Aggregation (48C)															
3 690	56640	QPSK PCC	20	19.0	18.08	-0.09	Right Cheek	0	1	0	1:1.58	0.779	1.236	**0.963**	10
3 670.2	56442	QPSK SCC	20						1	99					
ANSI/ IEEE C95.1 - 2005 – Safety Limit Spatial Peak Uncontrolled Exposure/ General Population							Head 1.6 W/kg Averaged over 1 gram								

* Power reduction condition during Receiver_ON

LTE Band 66 Head SAR– Main #1																
Frequency		Mode	Band width	Tune-Up Limit	Meas. Power	Power Drift	Test Position	MPR	RB Size	RB Offset	Duty Cycle	Meas. SAR	Scaling Factor	Scaled SAR	Plot No.
MHz	Ch.		(MHz)	(dBm)	(dBm)	(dB)		(dB)				(W/kg)		(W/kg)	
1 720	132072	QPSK	20	24.3	23.78	-0.12	Left Cheek	0	1	99	1:1	0.064	1.127	0.072	-
1 770	132572	QPSK	20	23.3	23.10	0.19	Left Cheek	1	50	49	1:1	0.057	1.047	0.060	-
1 720	132072	QPSK	20	24.3	23.78	0.17	Left Tilt	0	1	99	1:1	0.029	1.127	0.033	-
1 770	132572	QPSK	20	23.3	23.10	0.13	Left Tilt	1	50	49	1:1	0.039	1.047	0.041	-
1 720	132072	QPSK	20	24.3	23.78	0.05	Right Cheek	0	1	99	1:1	0.092	1.127	**0.104**	11
1 770	132572	QPSK	20	23.3	23.10	0.17	Right Cheek	1	50	49	1:1	0.077	1.047	0.081	-
1 720	132072	QPSK	20	24.3	23.78	-0.12	Right Tilt	0	1	99	1:1	0.040	1.127	0.045	-
1 770	132572	QPSK	20	23.3	23.10	0.13	Right Tilt	1	50	49	1:1	0.054	1.047	0.057	-
ANSI/ IEEE C95.1 - 2005 – Safety Limit Spatial Peak Uncontrolled Exposure/ General Population							Head 1.6 W/kg Averaged over 1 gram								

NR Band n2 (PCS) Head SAR– Main #1																
Frequency		Mode	Band width	Tune-Up Limit	Meas. Power	Power Drift	Test Position	MPR	RB Size	RB Offset	Duty Cycle	Meas. SAR	Scaling Factor	Scaled SAR	Plot No.
MHz	Ch.		(MHz)	(dBm)	(dBm)	(dB)		(dB)				(W/kg)		(W/kg)	
1 860	372000	DFT-s OFDM QPSK	20	24.0	23.85	-0.12	Left Cheek	0	1	53	1:1	0.077	1.035	0.080	-
1 860	372000	DFT-s OFDM QPSK	20	24.0	23.76	0.12	Left Cheek	0	50	28	1:1	0.076	1.057	0.080	-
1 860	372000	DFT-s OFDM QPSK	20	24.0	23.85	0.16	Left Tilt	0	1	53	1:1	0.046	1.035	0.048	-
1 860	372000	DFT-s OFDM QPSK	20	24.0	23.76	0.10	Left Tilt	0	50	28	1:1	0.042	1.057	0.044	-
1 860	372000	DFT-s OFDM QPSK	20	24.0	23.85	-0.14	Right Cheek	0	1	53	1:1	0.092	1.035	**0.095**	12
1 860	372000	DFT-s OFDM QPSK	20	24.0	23.76	-0.18	Right Cheek	0	50	28	1:1	0.088	1.057	0.093	-
1 860	372000	DFT-s OFDM QPSK	20	24.0	23.85	0.13	Right Tilt	0	1	53	1:1	0.042	1.035	0.043	-
1 860	372000	DFT-s OFDM QPSK	20	24.0	23.76	0.17	Right Tilt	0	50	28	1:1	0.039	1.057	0.041	-
1 860	372000	CP OFDM QPSK	20	22.5	22.17	-0.11	Right Cheek	1.5	1	1	1:1	0.052	1.079	0.056	-
ANSI/ IEEE C95.1 - 2005 – Safety Limit Spatial Peak Uncontrolled Exposure/ General Population							Head 1.6 W/kg Averaged over 1 gram								

NR Band n5 (Cell) Head SAR– Main #1																
Frequency		Mode	Band width	Tune-Up Limit	Meas. Power	Power Drift	Test Position	MPR	RB Size	RB Offset	Duty Cycle	Meas. SAR	Scaling Factor	Scaled SAR	Plot No.
MHz	Ch.		(MHz)	(dBm)	(dBm)	(dB)		(dB)				(W/kg)		(W/kg)	
836.5	167300	DFT-s OFDM QPSK	20	24.5	24.11	0.13	Left Cheek	0	1	53	1:1	0.059	1.094	0.065	-
836.5	167300	DFT-s OFDM QPSK	20	24.5	23.97	0.19	Left Cheek	0	50	28	1:1	0.055	1.130	0.062	-
836.5	167300	DFT-s OFDM QPSK	20	24.5	24.11	0.14	Left Tilt	0	1	53	1:1	0.035	1.094	0.038	-
836.5	167300	DFT-s OFDM QPSK	20	24.5	23.97	0.17	Left Tilt	0	50	28	1:1	0.034	1.130	0.038	-
836.5	167300	DFT-s OFDM QPSK	20	24.5	24.11	-0.04	Right Cheek	0	1	53	1:1	**0.081**	1.094	0.089	13
836.5	167300	DFT-s OFDM QPSK	20	24.5	23.97	-0.19	Right Cheek	0	50	28	1:1	0.080	1.130	**0.090**	14
836.5	167300	DFT-s OFDM QPSK	20	24.5	24.11	0.12	Right Tilt	0	1	53	1:1	0.035	1.094	0.038	-
836.5	167300	DFT-s OFDM QPSK	20	24.5	23.97	0.12	Right Tilt	0	50	28	1:1	0.037	1.130	0.042	-
836.5	167300	CP OFDM QPSK	20	23.0	22.47	-0.15	Right Cheek	1.5	1	1	1:1	0.066	1.130	0.075	-
ANSI/ IEEE C95.1 - 2005 – Safety Limit Spatial Peak Uncontrolled Exposure/ General Population							Head 1.6 W/kg Averaged over 1 gram								

NR Band n66 Head SAR– Main #1																
Frequency		Mode	Band width	Tune-Up Limit	Meas. Power	Power Drift	Test Position	MPR	RB Size	RB Offset	Duty Cycle	Meas. SAR	Scaling Factor	Scaled SAR	Plot No.
MHz	Ch.		(MHz)	(dBm)	(dBm)	(dB)		(dB)				(W/kg)		(W/kg)	
1 770	354000	DFT-s OFDM QPSK	20	24.0	23.89	-0.19	Left Cheek	0	1	104	1:1	0.053	1.026	0.054	-
1 770	354000	DFT-s OFDM QPSK	20	24.0	23.70	0.19	Left Cheek	0	50	28	1:1	0.070	1.072	0.075	-
1 770	354000	DFT-s OFDM QPSK	20	24.0	23.89	0.16	Left Tilt	0	1	104	1:1	0.045	1.026	0.046	-
1 770	354000	DFT-s OFDM QPSK	20	24.0	23.70	-0.18	Left Tilt	0	50	28	1:1	0.064	1.072	0.069	-
1 770	354000	DFT-s OFDM QPSK	20	24.0	23.89	-0.08	Right Cheek	0	1	104	1:1	0.079	1.026	0.081	-
1 770	354000	DFT-s OFDM QPSK	20	24.0	23.70	-0.14	Right Cheek	0	50	28	1:1	0.103	1.072	**0.110**	15
1 770	354000	DFT-s OFDM QPSK	20	24.0	23.89	0.14	Right Tilt	0	1	104	1:1	0.050	1.026	0.051	-
1 770	354000	DFT-s OFDM QPSK	20	24.0	23.70	0.17	Right Tilt	0	50	28	1:1	0.054	1.072	0.058	-
1 770	354000	CP OFDM QPSK	20	22.5	21.85	-0.12	Right Cheek	1.5	1	1	1:1	0.078	1.161	0.091	-
ANSI/ IEEE C95.1 - 2005 – Safety Limit Spatial Peak Uncontrolled Exposure/ General Population							Head 1.6 W/kg Averaged over 1 gram								

NR Band n77 Head SAR- Sub #3															
Frequency		Modulation	Band width	Tune-Up Limit	Meas. Power	Power Drift	Test Position	MPR	RB Size	RB offset	Duty Cycle	Meas. SAR	Scaling Factor	Scaled SAR	Plot No.
MHz	Ch.		(MHz)	(dBm)	(dBm)	(dB)		(dB)				(W/kg)		(W/kg)	
3 750	650000	DFT-s OFDM QPSK	100	18.5	18.17	-0.15	Left Cheek	0	1	271	1:1	0.191	1.079	0.206	-
3 840	656000	DFT-s OFDM QPSK	100	18.5	18.17	-0.17	Left Cheek	0	135	138	1:1	0.234	1.079	0.252	-
3 750	650000	DFT-s OFDM QPSK	100	18.5	18.17	-0.12	Left Tilt	0	1	271	1:1	0.215	1.079	0.232	-
3 840	656000	DFT-s OFDM QPSK	100	18.5	18.17	0.12	Left Tilt	0	135	138	1:1	0.241	1.079	0.260	-
3 750	650000	DFT-s OFDM QPSK	100	18.5	18.17	-0.19	Right Cheek	0	1	271	1:1	0.695	1.079	0.750	-
3 840	656000	DFT-s OFDM QPSK	100	18.5	18.16	-0.08	Right Cheek	0	1	271	1:1	0.668	1.081	0.722	-
3 930	662000	DFT-s OFDM QPSK	100	18.5	18.07	-0.12	Right Cheek	0	1	271	1:1	0.709	1.104	0.783	-
3 840	656000	DFT-s OFDM QPSK	100	18.5	18.17	0.06	Right Cheek	0	135	138	1:1	0.588	1.079	0.634	-
3 750	650000	DFT-s OFDM QPSK	100	18.5	17.87	-0.01	Right Cheek	0	135	0	1:1	0.854	1.156	**0.987**	16
3 930	662000	DFT-s OFDM QPSK	100	18.5	18.08	-0.07	Right Cheek	0	135	138	1:1	0.728	1.102	0.802	-
3 840	656000	DFT-s OFDM QPSK	100	18.5	18.12	-0.10	Right Cheek	0	270	0	1:1	0.651	1.091	0.711	-
3 750	650000	DFT-s OFDM QPSK	100	18.5	18.17	-0.19	Right Tilt	0	1	271	1:1	0.551	1.079	0.594	-
3 840	656000	DFT-s OFDM QPSK	100	18.5	18.16	0.17	Right Tilt	0	1	271	1:1	0.563	1.081	0.609	-
3 930	662000	DFT-s OFDM QPSK	100	18.5	18.07	-0.01	Right Tilt	0	1	271	1:1	0.513	1.104	0.566	-
3 750	650000	DFT-s OFDM QPSK	100	18.5	18.17	0.18	Right Tilt	0	135	0	1:1	0.534	1.079	0.576	-
3 840	656000	DFT-s OFDM QPSK	100	18.5	17.87	-0.12	Right Tilt	0	135	138	1:1	0.524	1.156	0.606	-
3 930	662000	DFT-s OFDM QPSK	100	18.5	18.08	-0.11	Right Tilt	0	135	138	1:1	0.448	1.102	0.493	-
3 840	656000	DFT-s OFDM QPSK	100	18.5	18.12	-0.01	Right Tilt	0	270	0	1:1	0.554	1.091	0.605	-
3 750	650000	CP OFDM QPSK	100	18.5	17.87	-0.03	Right Cheek	0	1	1	1:1	**0.878**	1.156	0.980	17
3 750	650000	CP OFDM QPSK	100	18.5	18.17	0.15	Right Cheek	0	1	1	1:1	0.848	1.109	0.974	*
ANSI/ IEEE C95.1 - 2005– Safety Limit Spatial Peak Uncontrolled Exposure/ General Population							Head 1.6 W/kg Averaged over 1 gram								

Note: * Data entry indicate Variability measurement.

NR Band n77(DoD) Head SAR- Sub #3															
Frequency		Modulation	Band width	Tune-Up Limit	Meas. Power	Power Drift	Test Position	MPR	RB Size	RB offset	Duty Cycle	Meas. SAR	Scaling Factor	Scaled SAR	Plot No.
MHz	Ch.		(MHz)	(dBm)	(dBm)	(dB)		(dB)				(W/kg)		(W/kg)	
3500.01	633334	DFT-s OFDM QPSK	100	18.5	18.04	-0.09	Left Touch	0	1	137	1:1	0.221	1.112	0.246	-
3500.01	633334	DFT-s OFDM QPSK	100	18.5	17.83	0.18	Left Touch	0	135	69	1:1	0.155	1.167	0.181	-
3500.01	633334	DFT-s OFDM QPSK	100	18.5	18.04	0.17	Left Tilt	0	1	137	1:1	0.191	1.112	0.212	-
3500.01	633334	DFT-s OFDM QPSK	100	18.5	17.83	0.10	Left Tilt	0	135	69	1:1	0.162	1.167	0.189	-
3500.01	633334	DFT-s OFDM QPSK	100	18.5	18.04	-0.13	Right Touch	0	1	137	1:1	0.644	1.112	0.716	-
3500.01	633334	DFT-s OFDM QPSK	100	18.5	17.83	0.12	Right Touch	0	135	69	1:1	0.681	1.167	0.795	-
3500.01	633334	DFT-s OFDM QPSK	100	18.5	18.04	0.10	Right Touch	0	270	0	1:1	0.642	1.112	0.714	-
3500.01	633334	DFT-s OFDM QPSK	100	18.5	17.83	0.09	Right Tilt	0	1	137	1:1	0.583	1.167	0.680	-
3500.01	633334	DFT-s OFDM QPSK	100	18.5	18.04	0.11	Right Tilt	0	135	69	1:1	0.604	1.112	0.671	-
3500.01	633334	CP OFDM QPSK	100	18.5	17.83	0.02	Right Touch	0	1	1	1:1	0.815	1.167	**0.947**	18
3500.01	633334	CP OFDM QPSK	100	18.5	18.28	0.13	Right Touch	0	1	1	1:1	0.812	1.052	0.857	*
ANSI/ IEEE C95.1 - 2005– Safety Limit Spatial Peak Uncontrolled Exposure/ General Population							Head 1.6 W/kg Averaged over 1 gram								

Note: * Data entry indicate Variability measurement.

DTS Head SAR – RCV-ON

Frequency MHz	Ch.	Mode	Band width (MHz)	Data Rate (Mbps)	Tune-Up Limit (dBm)	Meas. Power (dBm)	Power Drift (dB)	Test Position	Ant. Config.	Duty Cycle	Area Scan Peak SAR (W/kg)	Meas. SAR (W/kg)	Scaling Factor	Scaling Factor (Duty)	Scaled SAR (W/kg)	Plot No.
2 437	6	802.11b	20	1	13.0	12.43	-0.15	Left Cheek	Ant1	98.8	0.279	0.163	1.140	1.012	0.188	-
2 437	6	802.11b	20	1	13.0	12.43	-0.13	Left Tilt	Ant1	98.8	0.337	0.223	1.140	1.012	0.257	-
2 437	6	802.11b	20	1	13.0	12.43	0.13	Right Cheek	Ant1	98.8	0.537	0.305	1.140	1.012	**0.352**	19
2 437	6	802.11b	20	1	13.0	12.43	0.00	Right Tilt	Ant1	98.8	0.500	0.302	1.140	1.012	0.348	-
ANSI/ IEEE C95.1 - 2005 – Safety Limit Spatial Peak Uncontrolled Exposure/ General Population										Head 1.6 W/kg Averaged over 1 gram						

NII Head SAR RCV-ON

Frequency MHz	Ch.	Mode	Band width (MHz)	Data Rate (Mbps)	Tune-Up Limit (dBm)	Meas. Power (dBm)	Power Drift (dB)	Test Position	Ant Config.	Duty Cycle	Area Scan Peak SAR (W/kg)	Meas. SAR (W/kg)	Scaling Factor	Scaling Factor (Duty)	Scaled SAR (W/kg)	Plot No.
5 290	58	802.11ac	80	MCS0	11.0	10.33	0.10	Left Cheek	Ant1	86.0	0.231	0.061	1.167	1.160	0.083	-
5 290	58	802.11ac	80	MCS0	11.0	10.33	0.15	Left Tilt	Ant1	86.0	0.184	0.067	1.167	1.160	0.091	-
5 290	58	802.11ac	80	MCS0	11.0	10.33	-0.15	Right Check	Ant1	86.0	0.424	0.156	1.167	1.160	0.212	-
5 290	58	802.11ac	80	MCS0	11.0	10.33	0.17	Right Tilt	Ant1	86.0	0.274	0.105	1.167	1.160	0.143	-
5 610	122	802.11ac	80	MCS0	11.0	10.45	-0.16	Left Cheek	Ant1	86.0	0.323	0.110	1.135	1.160	0.145	-
5 610	122	802.11ac	80	MCS0	11.0	10.45	0.10	Left Tilt	Ant1	86.0	0.538	0.061	1.135	1.160	0.080	-
5 610	122	802.11ac	80	MCS0	11.0	10.45	0.08	Right Cheek	Ant1	86.0	0.674	0.250	1.135	1.160	**0.329**	20
5 610	122	802.11ac	80	MCS0	11.0	10.45	-0.08	Right Tilt	Ant1	86.0	0.491	0.207	1.135	1.160	0.273	-
5 775	155	802.11ac	80	MCS0	11.0	10.62	0.15	Left Cheek	Ant1	86.0	0.530	0.089	1.091	1.160	0.113	-
5 775	155	802.11ac	80	MCS0	11.0	10.62	0.11	Left Tilt	Ant1	86.0	0.255	0.067	1.091	1.160	0.085	-
5 775	155	802.11ac	80	MCS0	11.0	10.62	0.17	Right Cheek	Ant1	86.0	0.515	0.169	1.091	1.160	0.214	-
5 775	155	802.11ac	80	MCS0	11.0	10.62	0.19	Right Tilt	Ant1	86.0	0.301	0.114	1.091	1.160	0.145	-
ANSI/ IEEE C95.1 - 2005– Safety Limit Spatial Peak Uncontrolled Exposure/ General Population										Head 1.6 W/kg Averaged over 1 gram						

DSS Head SAR RCV-ON

Frequency MHz	Ch.	Mode	Tune-Up Limit (dBm)	Meas. Power (dBm)	Power Drift (dB)	Test Position	Meas. SAR (W/kg)	Scaling Factor	Scaling Factor (Duty)	Scaled SAR (W/kg)	Plot No.
2 441	39	Bluetooth DH5	9	8.45	0.04	Left Cheek	0.063	1.135	1.302	0.093	-
2 441	39	Bluetooth DH5	9	8.45	0.18	Left Tilt	0.064	1.135	1.302	0.095	-
2 441	39	Bluetooth DH5	9	8.45	0.01	Right Cheek	0.160	1.135	1.302	**0.236**	21
2 441	39	Bluetooth DH5	9	8.45	0.18	Right Tilt	0.143	1.135	1.302	0.211	-
ANSI/ IEEE C95.1 - 2005– Safety Limit Spatial Peak Uncontrolled Exposure/ General Population						Head 1.6 W/kg (mW/g) Averaged over 1 gram					

13.2 Body-worn SAR Measurement Results (RSI = 0)

GSM/ UMTS Body-Worn

GSM/ UMTS Body-Worn SAR– Main #1														
Frequency		Mode		Tune-Up Limit	Meas. Power	Power Drift	Test Position	Duty Cycle	Distance	Meas. SAR	Scaling Factor	Scaled SAR	Plot No.
MHz	Ch.			(dB)	(dB)	(dB)			(mm)	(W/kg)		(W/kg)	
836.6	190	GSM 850 Voice		33.5	31.99	0.13	Rear	1:8.3	15	0.162	1.416	0.229	-
836.6	190	GSM 850 Voice		33.5	31.99	0.03	Front	1:8.3	15	0.149	1.416	0.211	-
836.6	190	GSM 850 GPRS 3Tx		29.0	28.17	0.00	Rear	1:2.77	15	0.209	1.211	**0.253**	22
836.6	190	GSM 850 GPRS 3Tx		29.0	28.17	-0.13	Front	1:2.77	15	0.175	1.211	0.212	-
1 880	661	GSM 1900 Voice		30.5	29.41	-0.17	Rear	1:8.3	15	0.196	1.285	**0.252**	23
1 880	661	GSM 1900 Voice		30.5	29.41	0.19	Front	1:8.3	15	0.140	1.285	0.180	-
1 850.2	512	GSM 1900 GPRS 4Tx		24.5	23.92	-0.19	Rear	1:2.77	15	**0.204**	1.143	0.233	24
1 850.2	512	GSM 1900 GPRS 4Tx		24.5	23.92	-0.13	Front	1:2.77	15	0.110	1.143	0.126	-
836.6	4183	UMTS Band 5	RMC	25.0	24.11	0.00	Rear	1:1	15	0.296	1.227	**0.363**	25
836.6	4183	UMTS Band 5	RMC	25.0	24.11	0.01	Front	1:1	15	0.184	1.227	0.226	-
1 880	9400	UMTS Band 2	RMC	25.0	24.65	0.00	Rear	1:1	15	0.660	1.084	**0.715**	26
1 880	9400	UMTS Band 2	RMC	25.0	24.65	-0.02	Front	1:1	15	0.363	1.084	0.393	-
ANSI/ IEEE C95.1 - 2005– Safety Limit Spatial Peak Uncontrolled Exposure/ General Population							Body 1.6 W/kg Averaged over 1 gram						

LTE Body-Worn

LTE Body-Worn SAR																	
Frequency		Mode	Band width	Tune-Up Limit	Meas. Power	Power Drift	Test Position	MPR	RB Size	RB offset	Duty Cycle	Distance	Meas. SAR	Scaling Factor	Scaled SAR	Plot No.
MHz	Ch.		(MHz)	(dBm)	(dBm)	(dB)		(dB)				(mm)	(W/kg)		(W/kg)	
1900	19100	**Main#1** LTE 2 QPSK	20	24.5	23.59	0.19	Rear	0	1	49	1:1	15	0.593	1.233	**0.731**	27
1900	19100		20	23.5	22.74	-0.14	Rear	1	50	25	1:1	15	0.479	1.191	0.571	-
1900	19100		20	24.5	23.59	-0.01	Front	0	1	49	1:1	15	0.292	1.233	0.360	-
1900	19100		20	23.5	22.74	0.19	Front	1	50	25	1:1	15	0.227	1.191	0.270	-
836.5	20525	**Main#1** LTE 5 QPSK	10	24.7	24.14	-0.02	Rear	0	1	0	1:1	15	0.259	1.138	**0.295**	28
836.5	20525		10	23.7	23.30	0.05	Rear	1	25	0	1:1	15	0.212	1.096	0.232	-
836.5	20525		10	24.7	24.14	-0.17	Front	0	1	0	1:1	15	0.114	1.138	0.130	-
836.5	20525		10	23.7	23.30	-0.19	Front	1	25	0	1:1	15	0.139	1.096	0.152	-
2560	21350	**Main#2** LTE 7 QPSK	20	24.0	22.79	-0.15	Rear	0	1	49	1:1	15	0.205	1.321	**0.271**	29
2560	21350		20	23.0	21.99	-0.18	Rear	1	50	0	1:1	15	0.172	1.262	0.217	-
2560	21350		20	24.0	22.79	-0.14	Front	0	1	49	1:1	15	0.146	1.321	0.193	-
2560	21350		20	23.0	21.99	-0.14	Front	1	50	0	1:1	15	0.131	1.262	0.165	-
707.5	23095	**Main#1**LTE 12 QPSK	10	25.0	24.77	-0.08	Rear	0	1	0	1:1	15	0.244	1.054	**0.257**	30
707.5	23095		10	24.0	23.74	0.05	Rear	1	25	0	1:1	15	0.197	1.062	0.209	-
707.5	23095		10	25.0	24.77	-0.12	Front	0	1	0	1:1	15	0.193	1.054	0.203	-
707.5	23095		10	24.0	23.74	0.03	Front	1	25	0	1:1	15	0.147	1.062	0.156	-
782	23230	**Main#1** LTE 13 QPSK	10	25.0	23.97	0.03	Rear	0	1	0	1:1	15	0.307	1.268	**0.389**	31
782	23230		10	24.0	23.19	0.05	Rear	1	25	0	1:1	15	0.255	1.205	0.307	-
782	23230		10	25.0	23.97	-0.02	Front	0	1	0	1:1	15	0.284	1.268	0.360	-
782	23230		10	24.0	23.19	-0.11	Front	1	25	0	1:1	15	0.242	1.205	0.292	-
3 560	55340	**Sub#3** LTE 48 QPSK	20	23.5	22.74	-0.01	Rear	0	1	49	1:1.58	15	0.218	1.191	0.260	-
3 560	55340		20	22.5	21.91	-0.11	Rear	1	50	25	1:1.58	15	0.184	1.146	0.211	-
3 560	55340		20	23.5	22.74	0.18	Front	0	1	49	1:1.58	15	0.140	1.191	0.167	-
3 560	55340		20	22.5	21.91	-0.19	Front	1	50	25	1:1.58	15	0.128	1.146	0.147	-
3 560	55340	LTE 48 QPSK PCC	20	23.5	22.50	-0.02	Rear	0	1	99	1:1.58	15	0.264	1.259	**0.332**	32
3 579.8	55538	LTE 48 QPSK SCC						0	1	0						
1 720	132072	**Main#1** LTE 66 QPSK	20	24.3	23.78	-0.09	Rear	0	1	99	1:1	15	**0.480**	1.127	0.541	33
1 770	132572		20	24.3	23.10	-0.17	Rear	1	50	49	1:1	15	0.439	1.318	**0.579**	34
1 720	132072		20	24.3	23.78	-0.13	Front	0	1	99	1:1	15	0.278	1.127	0.313	-
1 770	132572		20	24.3	23.10	0.13	Front	1	50	49	1:1	15	0.253	1.318	0.333	-
ANSI/ IEEE C95.1 - 2005– Safety Limit Spatial Peak Uncontrolled Exposure/ General Population								Body 1.6 W/kg Averaged over 1 gram								

NR Band Body-Worn

NR Body-Worn SAR																
Frequency		Mode	Band width	Tune-Up Limit	Meas. Power	Power Drift	Test Position	MPR	RB Size	RB offset	Duty Cycle	Distance	Meas. SAR	Scaling Factor	Scaled SAR	Plot No.
MHz	Ch.		(MHz)	(dBm)	(dBm)	(dB)		(dB)				(mm)	(W/kg)		(W/kg)	
1 860	372000	**Main#1** NR n2 DFT-s OFDM QPSK	20	24.0	23.91	0.02	Rear	0	1	53	1:1	15	**0.594**	1.021	0.606	35
1 860	372000		20	24.0	23.76	-0.13	Rear	0	50	28	1:1	15	0.582	1.057	**0.615**	36
1 860	372000		20	24.0	23.91	-0.12	Front	0	1	53	1:1	15	0.298	1.021	0.304	-
1 860	372000		20	24.0	23.76	0.12	Front	0	50	28	1:1	15	0.289	1.057	0.305	-
1 860	372000	CP QPSK	20	22.5	22.17	0.14	Rear	1.5	1	1	1:1	15	0.428	1.079	0.462	-
836.5	167300	**Main#1** NR n5 DFT-s OFDM QPSK	20	24.5	24.11	0.04	Rear	0	1	53	1:1	15	**0.139**	1.094	0.152	37
836.5	167300		20	24.5	23.97	0.04	Rear	0	50	28	1:1	15	0.138	1.130	**0.156**	38
836.5	167300		20	24.5	24.11	-0.03	Front	0	1	53	1:1	15	0.093	1.094	0.102	-
836.5	167300		20	24.5	23.97	-0.05	Front	0	50	28	1:1	15	0.094	1.130	0.106	-
836.5	167300	CP QPSK	20	23.0	22.47	0.14	Rear	1.5	1	1	1:1	15	0.051	1.130	0.058	-
1 770	354000	**Main#1** NR n66 DFT-s OFDM QPSK	20	24.0	23.89	-0.05	Rear	0	1	104	1:1	15	0.519	1.026	0.532	-
1 770	354000		20	24.0	23.70	-0.17	Rear	0	50	28	1:1	15	0.759	1.072	**0.814**	39
1 745	349000		20	24.0	23.55	-0.11	Rear	0	50	28	1:1	15	0.704	1.109	0.781	-
1 720	344000		20	24.0	23.09	0.11	Rear	0	50	28	1:1	15	0.645	1.233	0.795	-
1 770	354000		20	23.0	22.66	-0.12	Rear	1	100	0	1:1	15	0.680	1.081	0.735	-
1 770	354000		20	24.0	23.89	0.02	Front	0	1	104	1:1	15	0.266	1.026	0.273	-
1 770	354000		20	24.0	23.70	-0.18	Front	0	50	28	1:1	15	0.422	1.072	0.452	-
1 770	354000	CP QPSK	20	22.5	21.85	-0.06	Rear	1.5	1	1	1:1	15	0.649	1.161	0.754	-
3 750	650000	**Main#2** NR n77 DFT-s OFDM QPSK	100	18.5	18.17	-0.10	Rear	0	1	271	1:1	15	0.084	1.079	0.091	-
3 840	656000		100	18.5	18.17	-0.00	Rear	0	135	138	1:1	15	0.135	1.079	**0.146**	40
3 750	650000		100	18.5	18.17	0.18	Front	0	1	271	1:1	15	0.052	1.079	0.056	-
3 840	656000		100	18.5	18.17	0.12	Front	0	135	138	1:1	15	0.066	1.079	0.071	-
3 750	650000	CP QPSK	100	18.5	18.05	-0.12	Rear	0	1	1	1:1	15	0.107	1.109	0.119	-
3 500.01	633334	**Main#2** NR n77 (DoD) DFT-s OFDM QPSK	100	18.5	18.04	-0.01	Rear	0	1	137	1:1	15	0.088	1.112	0.098	-
3 500.01	633334		100	18.5	17.83	0.15	Rear	0	135	69	1:1	15	0.119	1.167	0.139	-
3 500.01	633334		100	18.5	18.04	0.11	Front	0	1	137	1:1	15	0.055	1.112	0.061	-
3 500.01	633334		100	18.5	17.83	-0.06	Front	0	135	69	1:1	15	0.055	1.167	0.064	-
3 500.01	633334	CP QPSK	100	18.5	18.28	-0.13	Rear	0	1	1	1:1	15	0.134	1.052	**0.141**	41

ANSI/ IEEE C95.1 –2005– Safety Limit Spatial Peak Uncontrolled Exposure/ General Population	Body 1.6 W/kg Averaged over 1 gram

DTS Body-Worn SAR

Frequency MHz	Frequency Ch.	Mode	Band width (MHz)	Data Rate (Mbps)	Tune-Up Limit (dBm)	Meas. Power (dBm)	Power Drift (dB)	Test Position	Ant. Config.	Duty Cycle	Distance (mm)	Area Scan Peak SAR (W/kg)	Meas. SAR (W/kg)	Scaling Factor	Scaling Factor (Duty)	Scaled SAR (W/kg)	Plot No.
2 462	11	802.11b	20	1	21.0	20.58	0.01	Rear	Ant1	98.8	15	0.217	0.140	1.102	1.120	**0.173**	42
2 462	11	802.11b	20	1	21.0	20.58	0.11	Front	Ant1	98.8	15	0.147	0.093	1.102	1.120	0.115	-
ANSI/ IEEE C95.1 - 2005– Safety Limit Spatial Peak Uncontrolled Exposure/ General Population											Body 1.6 W/kg Averaged over 1 gram						

NII Body-Worn SAR

Frequency MHz	Frequency Ch.	Mode	Band width (MHz)	Data Rate (Mbps)	Tune-Up Limit (dBm)	Meas. Power (dBm)	Power Drift (dB)	Test Position	Ant. Config.	Duty Cycle	Distance (mm)	Area Scan Peak SAR (W/kg)	Meas. SAR (W/kg)	Scaling Factor	Scaling Factor (Duty)	Scaled SAR (W/kg)	Plot No.
5 320	64	802.11a	20	6	19.0	18.97	0.12	Rear	Ant1	91.8	15	0.659	0.302	1.007	1.089	**0.331**	43
5 320	64	802.11a	20	6	19.0	18.97	0.19	Front	Ant1	91.8	15	0.371	0.171	1.007	1.089	0.188	-
5 720	144	802.11a	20	6	19.0	18.95	0.12	Rear	Ant1	91.8	15	0.431	0.195	1.012	1.089	0.215	-
5 720	144	802.11a	20	6	19.0	18.95	0.11	Front	Ant1	91.8	15	0.205	0.083	1.012	1.089	0.091	-
5 745	149	802.11a	20	6	19.0	18.05	0.19	Rear	Ant1	91.8	15	0.238	0.107	1.245	1.089	0.145	-
5 745	149	802.11a	20	6	19.0	18.05	-0.19	Front	Ant1	91.8	15	0.102	0.036	1.245	1.089	0.049	-
ANSI/ IEEE C95.1 - 2005– Safety Limit Spatial Peak Uncontrolled Exposure/ General Population											Body 1.6 W/kg Averaged over 1 gram						

DSS Body-Worn SAR

Frequency MHz	Frequency Ch.	Mode	Tune-Up Limit (dBm)	Meas. Power (dBm)	Power Drift (dB)	Test Position	Distance (mm)	Meas. SAR (W/kg)	Scaling Factor	Scaling Factor (Duty)	Scaled SAR (W/kg)	Plot No.
2 441	39	Bluetooth DH5	17.0	16.55	0.17	Rear	15	0.081	1.109	1.302	**0.117**	44
2 441	39	Bluetooth DH5	17.0	16.55	-0.13	Front	15	0.068	1.109	1.302	0.098	-
ANSI/ IEEE C95.1 - 2005– Safety Limit Spatial Peak Uncontrolled Exposure/ General Population							Body 1.6 W/kg Averaged over 1 gram					

13.3 Hotspot SAR Measurement Results (RSI = 2)

GSM 850 Hotspot SAR– Main #1												
Frequency		Mode	Tune-Up Limit	Meas. Power	Power Drift	Test Position	Duty Cycle	Distance (mm)	Meas. SAR	Scaling Factor	Scaled SAR	Plot No.
MHz	Ch.		(dB)	(dB)	(dB)				(W/kg)		(W/kg)	
836.6	190	GPRS 3Tx	29.0	28.17	0.14	Rear	1:2.77	10	0.408	1.211	**0.494**	45
836.6	190	GPRS 3Tx	29.0	28.17	-0.02	Front	1:2.77	10	0.237	1.211	0.287	-
836.6	190	GPRS 3Tx	29.0	28.17	0.10	Left	1:2.77	10	0.078	1.211	0.094	-
836.6	190	GPRS 3Tx	29.0	28.17	-0.06	Right	1:2.77	10	0.223	1.211	0.270	-
836.6	190	GPRS 3Tx	29.0	28.17	0.13	Bottom	1:2.77	10	0.213	1.211	0.258	-
ANSI/ IEEE C95.1 - 2005– Safety Limit Spatial Peak Uncontrolled Exposure/ General Population						Body 1.6 W/kg Averaged over 1 gram						

GSM 1900 Hotspot SAR– Main #1												
Frequency		Mode	Tune-Up Limit	Meas. Power	Power Drift	Test Position	Duty Cycle	Distance (mm)	Meas. SAR	Scaling Factor	Scaled SAR	Plot No.
MHz	Ch.		(dB)	(dB)	(dB)				(W/kg)		(W/kg)	
1 880	661	GPRS 4Tx	21.5	20.85	-0.11	Rear	1:2.07	10	0.368	1.161	0.427	-
1 880	661	GPRS 4Tx	21.5	20.85	0.13	Front	1:2.07	10	0.149	1.161	0.173	-
1 880	661	GPRS 4Tx	21.5	20.85	-0.16	Left	1:2.07	10	0.013	1.161	0.015	-
1 880	661	GPRS 4Tx	21.5	20.85	0.10	Right	1:2.07	10	0.019	1.161	0.022	-
1 880	661	GPRS 4Tx	21.5	20.85	-0.02	Bottom	1:2.07	10	0.507	1.161	**0.589**	46
ANSI/ IEEE C95.1 - 2005– Safety Limit Spatial Peak Uncontrolled Exposure/ General Population						Body 1.6 W/kg Averaged over 1 gram						

UMTS Band 5 Hotspot SAR– Main #1												
Frequency		Mode	Tune-Up Limit	Meas. Power	Power Drift	Test Position	Duty Cycle	Distance	Meas. SAR	Scaling Factor	Scaled SAR	Plot No.
MHz	Ch.		(dB)	(dB)	(dB)			(mm)	(W/kg)		(W/kg)	
836.6	4183	RMC	25.0	24.11	0.04	Rear	1:1	10	0.646	1.227	**0.793**	47
836.6	4183	RMC	25.0	24.11	0.04	Front	1:1	10	0.312	1.227	0.383	-
836.6	4183	RMC	25.0	24.11	0.05	Left	1:1	10	0.056	1.227	0.069	-
836.6	4183	RMC	25.0	24.11	0.02	Right	1:1	10	0.153	1.227	0.188	-
836.6	4183	RMC	25.0	24.11	0.09	Bottom	1:1	10	0.265	1.227	0.325	-
ANSI/ IEEE C95.1 - 2005– Safety Limit Spatial Peak Uncontrolled Exposure/ General Population						Body 1.6 W/kg Averaged over 1 gram						

UMTS Band 2 Hotspot SAR– Main #1												
Frequency		Mode	Tune-Up Limit	Meas. Power	Power Drift	Test Position	Duty Cycle	Distance	Meas. SAR	Scaling Factor	Scaled SAR	Plot No.
MHz	Ch.		(dB)	(dB)	(dB)			(mm)	(W/kg)		(W/kg)	
1 880	9400	RMC	22.0	21.41	0.11	Rear	1:1	10	0.597	1.146	0.684	-
1 880	9400	RMC	22.0	21.41	0.14	Front	1:1	10	0.327	1.146	0.375	-
1 880	9400	RMC	22.0	21.41	-0.10	Left	1:1	10	0.040	1.146	0.046	-
1 880	9400	RMC	22.0	21.41	-0.11	Right	1:1	10	0.066	1.146	0.076	-
1 880	9400	RMC	22.0	21.41	0.17	Bottom	1:1	10	0.792	1.146	**0.907**	48
1 852.4	9262	RMC	22.0	21.35	0.06	Bottom	1:1	10	0.671	1.161	0.779	-
1 907.6	9538	RMC	22.0	21.48	-0.03	Bottom	1:1	10	0.798	1.127	0.900	-
ANSI/ IEEE C95.1 - 2005– Safety Limit Spatial Peak Uncontrolled Exposure/ General Population						Body 1.6 W/kg Averaged over 1 gram						

LTE Band 2 Hotspot SAR– Main #1																
Frequency		Mode	Band width	Tune-Up Limit	Meas. Power	Power Drift	Test Position	MPR	RB Size	RB Offset	Duty Cycle	Distance	Meas. SAR	Scaling Factor	Scaled SAR	Plot No.
MHz	Ch.		(MHz)	(dBm)	(dBm)	(dB)		(dB)				(mm)	(W/kg)		(W/kg)	
1 860	18700	QPSK	20	21.5	20.68	-0.13	Rear	0	1	99	1:1	10	0.610	1.208	0.737	-
1 860	18700	QPSK	20	21.5	20.95	-0.11	Rear	0	50	25	1:1	10	0.601	1.135	0.682	-
1 860	18700	QPSK	20	21.5	20.68	0.16	Front	0	1	99	1:1	10	0.365	1.208	0.441	-
1 860	18700	QPSK	20	21.5	20.95	-0.10	Front	0	50	25	1:1	10	0.368	1.135	0.418	-
1 860	18700	QPSK	20	21.5	20.68	0.02	Left	0	1	99	1:1	10	0.036	1.208	0.043	-
1 860	18700	QPSK	20	21.5	20.95	0.15	Left	0	50	25	1:1	10	0.038	1.135	0.043	-
1 860	18700	QPSK	20	21.5	20.68	0.14	Right	0	1	99	1:1	10	0.075	1.208	0.091	-
1 860	18700	QPSK	20	21.5	20.95	0.06	Right	0	50	25	1:1	10	0.076	1.135	0.086	-
1 860	18700	QPSK	20	21.5	20.68	-0.10	Bottom	0	1	99	1:1	10	0.826	1.208	0.998	-
1 880	18900	QPSK	20	21.5	20.61	0.09	Bottom	0	1	49	1:1	10	0.860	1.227	1.055	-
1 900	19100	QPSK	20	21.5	20.67	-0.13	Bottom	0	1	99	1:1	10	0.849	1.211	1.028	-
1 860	18700	QPSK	20	21.5	20.95	-0.17	Bottom	0	50	25	1:1	10	0.821	1.135	0.932	-
1 880	18900	QPSK	20	21.5	20.83	-0.11	Bottom	0	50	25	1:1	10	0.904	1.167	**1.055**	49
1 900	19100	QPSK	20	21.5	20.88	-0.18	Bottom	0	50	49	1:1	10	0.882	1.153	1.017	-
1 860	18700	QPSK	20	21.5	20.86	-0.11	Bottom	0	100	0	1:1	10	0.800	1.159	0.927	-
1 880	18900	QPSK	20	21.5	20.83	0.16	Bottom	0	50	25	1:1	10	0.888	1.167	1.036	*
ANSI/ IEEE C95.1 - 2005 – Safety Limit Spatial Peak Uncontrolled Exposure/ General Population							Body 1.6 W/kg Averaged over 1 gram									

Note * Data entry indicate Variability measurement.

LTE Band 5 Hotspot SAR– Main #1																	
Frequency		Mode	Band width	Tune-Up Limit	Meas. Power	Power Drift	Test Position	MPR	RB Size	RB Offset	Duty Cycle	Distance	Meas. SAR	Scaling Factor	Scaled SAR	Plot No.
MHz	Ch.		(MHz)	(dBm)	(dBm)	(dB)		(dB)				(mm)	(W/kg)		(W/kg)	
836.5	20525	QPSK	10	24.7	24.14	-0.01	Rear	0	1	0	1:1	10	0.500	1.138	**0.569**	50
836.5	20525	QPSK	10	23.7	23.30	0.09	Rear	1	25	0	1:1	10	0.416	1.096	0.456	-
836.5	20525	QPSK	10	24.7	24.14	-0.16	Front	0	1	0	1:1	10	0.266	1.138	0.303	-
836.5	20525	QPSK	10	23.7	23.30	-0.02	Front	1	25	0	1:1	10	0.219	1.096	0.240	-
836.5	20525	QPSK	10	24.7	24.14	-0.00	Left	0	1	0	1:1	10	0.082	1.138	0.093	-
836.5	20525	QPSK	10	23.7	23.30	0.13	Left	1	25	0	1:1	10	0.066	1.096	0.072	-
836.5	20525	QPSK	10	24.7	24.14	0.17	Right	0	1	0	1:1	10	0.219	1.138	0.249	-
836.5	20525	QPSK	10	23.7	23.30	0.14	Right	1	25	0	1:1	10	0.173	1.096	0.190	-
836.5	20525	QPSK	10	24.7	24.14	-0.17	Bottom	0	1	0	1:1	10	0.284	1.138	0.323	-
836.5	20525	QPSK	10	23.7	23.30	-0.11	Bottom	1	25	0	1:1	10	0.195	1.096	0.214	-
ANSI/ IEEE C95.1 - 2005 – Safety Limit Spatial Peak Uncontrolled Exposure/ General Population							Body 1.6 W/kg Averaged over 1 gram									

LTE Band 7 Hotspot SAR– Main #2																	
Frequency		Mode	Band width	Tune-Up Limit	Meas. Power	Power Drift	Test Position	MPR	RB Size	RB Offset	Duty Cycle	Distance	Meas. SAR	Scaling Factor	Scaled SAR	Plot No.
MHz	Ch.		(MHz)	(dBm)	(dBm)	(dB)		(dB)				(mm)	(W/kg)		(W/kg)	
2 560	21350	QPSK	20	21.0	20.56	-0.10	Rear	0	1	0	1:1	10	0.216	1.107	0.239	-
2 560	21350	QPSK	20	21.0	20.81	-0.18	Rear	0	50	0	1:1	10	0.268	1.045	0.280	-
2 560	21350	QPSK	20	21.0	20.56	0.15	Front	0	1	0	1:1	10	0.188	1.107	0.208	-
2 560	21350	QPSK	20	21.0	20.81	-0.12	Front	0	50	0	1:1	10	0.192	1.045	0.201	-
2 560	21350	QPSK	20	21.0	20.56	-0.10	Left	0	1	0	1:1	10	0.123	1.107	0.136	-
2 560	21350	QPSK	20	21.0	20.81	-0.06	Left	0	50	0	1:1	10	0.130	1.045	0.136	-
2 560	21350	QPSK	20	21.0	20.56	-0.14	Bottom	0	1	0	1:1	10	0.405	1.107	**0.448**	51
2 560	21350	QPSK	20	21.0	20.81	-0.18	Bottom	0	50	0	1:1	10	**0.418**	1.045	0.437	52
ANSI/ IEEE C95.1 - 2005 – Safety Limit Spatial Peak Uncontrolled Exposure/ General Population							Body 1.6 W/kg Averaged over 1 gram									

LTE Band 12 Hotspot SAR– Main #1																	
Frequency		Mode	Band width	Tune-Up Limit	Meas. Power	Power Drift	Test Position	MPR	RB Size	RB Offset	Duty Cycle	Distance	Meas. SAR	Scaling Factor	Scaled SAR	Plot No.
MHz	Ch.		(MHz)	(dBm)	(dBm)	(dB)		(dB)				(mm)	(W/kg)		(W/kg)	
707.5	23095	QPSK	10	25.0	24.77	-0.14	Rear	0	1	0	1:1	10	0.333	1.054	**0.351**	53
707.5	23095	QPSK	10	24.0	23.74	0.07	Rear	1	25	0	1:1	10	0.260	1.062	0.276	-
707.5	23095	QPSK	10	25.0	24.77	-0.09	Front	0	1	0	1:1	10	0.228	1.054	0.240	-
707.5	23095	QPSK	10	24.0	23.74	-0.16	Front	1	25	0	1:1	10	0.178	1.062	0.189	-
707.5	23095	QPSK	10	25.0	24.77	0.02	Left	0	1	0	1:1	10	0.124	1.054	0.131	-
707.5	23095	QPSK	10	24.0	23.74	0.10	Left	1	25	0	1:1	10	0.097	1.062	0.103	-
707.5	23095	QPSK	10	25.0	24.77	0.11	Right	0	1	0	1:1	10	0.183	1.054	0.193	-
707.5	23095	QPSK	10	24.0	23.74	0.13	Right	1	25	0	1:1	10	0.143	1.062	0.152	-
707.5	23095	QPSK	10	25.0	24.77	-0.14	Bottom	0	1	0	1:1	10	0.151	1.054	0.159	-
707.5	23095	QPSK	10	24.0	23.74	-0.18	Bottom	1	25	0	1:1	10	0.125	1.062	0.133	-
ANSI/ IEEE C95.1 - 2005 – Safety Limit Spatial Peak Uncontrolled Exposure/ General Population							Body 1.6 W/kg Averaged over 1 gram									

LTE Band 13 Hotspot SAR– Main #1																	
Frequency		Mode	Band width	Tune-Up Limit	Meas. Power	Power Drift	Test Position	MPR	RB Size	RB Offset	Duty Cycle	Distance	Meas. SAR	Scaling Factor	Scaled SAR	Plot No.
MHz	Ch.		(MHz)	(dBm)	(dBm)	(dB)		(dB)				(mm)	(W/kg)		(W/kg)	
782	23230	QPSK	10	25.0	23.97	0.04	Rear	0	1	0	1:1	10	0.455	1.268	**0.577**	54
782	23230	QPSK	10	24.0	23.19	0.07	Rear	1	25	0	1:1	10	0.376	1.205	0.453	-
782	23230	QPSK	10	25.0	23.97	-0.03	Front	0	1	0	1:1	10	0.323	1.268	0.409	-
782	23230	QPSK	10	24.0	23.19	0.00	Front	1	25	0	1:1	10	0.274	1.205	0.330	-
782	23230	QPSK	10	25.0	23.97	0.09	Left	0	1	0	1:1	10	0.163	1.268	0.207	-
782	23230	QPSK	10	24.0	23.19	0.15	Left	1	25	0	1:1	10	0.130	1.205	0.157	-
782	23230	QPSK	10	25.0	23.97	0.09	Right	0	1	0	1:1	10	0.346	1.268	0.439	-
782	23230	QPSK	10	24.0	23.19	0.14	Right	1	25	0	1:1	10	0.285	1.205	0.343	-
782	23230	QPSK	10	25.0	23.97	-0.13	Bottom	0	1	0	1:1	10	0.232	1.268	0.294	-
782	23230	QPSK	10	24.0	23.19	-0.10	Bottom	1	25	0	1:1	10	0.189	1.205	0.228	-
ANSI/ IEEE C95.1 - 2005 – Safety Limit Spatial Peak Uncontrolled Exposure/ General Population							Body 1.6 W/kg Averaged over 1 gram									

LTE Band 48 Hotspot SAR- Sub#3																	
Frequency		Mode		Band width	Tune-Up Limit	Meas. Power	Power Drift	Test Position	MPR	RB Size	RB Offset	Duty Cycle	Distance	Meas. SAR	Scaling Factor	Scaled SAR	Plot No.
MHz	Ch.			(MHz)	(dBm)	(dBm)	(dB)		(dB)				(mm)	(W/kg)		(W/kg)	
3 560	55340	QPSK		20	19	18.66	-0.13	Rear	0	1	99	1:1.58	10	0.121	1.081	0.131	-
3 560	55340	QPSK		20	19	18.72	-0.01	Rear	0	50	25	1:1.58	10	0.135	1.067	0.144	-
3 560	55340	QPSK		20	19	18.66	-0.04	Front	0	1	99	1:1.58	10	0.103	1.081	0.111	-
3 560	55340	QPSK		20	19	18.72	0.17	Front	0	50	25	1:1.58	10	0.115	1.067	0.123	-
3 560	55340	QPSK		20	19	18.66	0.14	Left	0	1	99	1:1.58	10	0.355	1.081	0.384	-
3 560	55340	QPSK		20	19	18.72	0.07	Left	0	50	25	1:1.58	10	0.392	1.067	0.418	-
3 560	55340	QPSK		20	19	18.66	0.07	Top	0	1	99	1:1.58	10	0.149	1.081	0.161	-
3 560	55340	QPSK		20	19	18.72	0.13	Top	0	50	25	1:1.58	10	0.159	1.067	0.170	-
Up-link Carrier Aggregation (48C)																	
3 560	55340	PCC	QPSK	20	19	18.54	0.17	Left	0	1	99	1:1.58	10	0.438	1.112	**0.487**	55
3 579.8	55538	SCC	QPSK							1	0						
ANSI/ IEEE C95.1 - 2005 – Safety Limit Spatial Peak Uncontrolled Exposure/ General Population								Body 1.6 W/kg Averaged over 1 gram									

LTE Band 66 Hotspot SAR– Main #1																	
Frequency		Mode	Band width	Tune-Up Limit	Meas. Power	Power Drift	Test Position	MPR	RB Size	RB Offset	Duty Cycle	Distance	Meas. SAR	Scaling Factor	Scaled SAR	Plot No.	
MHz	Ch.		(MHz)	(dBm)	(dBm)	(dB)		(dB)				(mm)	(W/kg)		(W/kg)		
1 770	132572	QPSK	20	20.0	19.24	-0.03	Rear	0	1	99	1:1	10	0.581	1.191	0.692	-	
1 770	132572	QPSK	20	20.0	19.38	0.16	Rear	0	50	25	1:1	10	0.627	1.153	0.723	-	
1 770	132572	QPSK	20	20.0	19.24	0.13	Front	0	1	99	1:1	10	0.343	1.191	0.409	-	
1 770	132572	QPSK	20	20.0	19.38	-0.05	Front	0	50	25	1:1	10	0.374	1.153	0.431	-	
1 770	132572	QPSK	20	20.0	19.24	0.10	Left	0	1	99	1:1	10	0.077	1.191	0.092	-	
1 770	132572	QPSK	20	20.0	19.38	-0.03	Left	0	50	25	1:1	10	0.081	1.153	0.093	-	
1 770	132572	QPSK	20	20.0	19.24	-0.13	Right	0	1	99	1:1	10	0.063	1.191	0.075	-	
1 770	132572	QPSK	20	20.0	19.38	-0.00	Right	0	50	25	1:1	10	0.071	1.153	0.082	-	
1 770	132572	QPSK	20	20.0	19.24	-0.19	Bottom	0	1	99	1:1	10	0.907	1.191	**1.080**	56	
1 745	132322	QPSK	20	20.0	19.02	-0.10	Bottom	0	1	49	1:1	10	0.770	1.253	0.965	-	
1 720	132072	QPSK	20	20.0	18.47	-0.10	Bottom	0	1	99	1:1	10	0.546	1.422	0.776	-	
1 770	132572	QPSK	20	20.0	19.38	-0.13	Bottom	0	50	25	1:1	10	**0.919**	1.153	1.060	57	
1 745	132322	QPSK	20	20.0	19.19	-0.16	Bottom	0	50	25	1:1	10	0.809	1.205	0.975	-	
1 720	132072	QPSK	20	20.0	18.65	-0.12	Bottom	0	50	49	1:1	10	0.544	1.365	0.743	-	
1 770	132572	QPSK	20	20.0	19.36	-0.12	Bottom	0	100	0	1:1	10	0.906	1.159	1.050	-	
1 770	132572	QPSK	20	20.0	19.38	-0.10	Bottom	0	50	25	1:1	10	0.919	1.153	1.060	*	
ANSI/ IEEE C95.1 - 2005 – Safety Limit Spatial Peak Uncontrolled Exposure/ General Population								Body 1.6 W/kg Averaged over 1 gram									

Note * Data entry indicate Variability measurement.

NR Band n2 (PCS) Hotspot SAR– Main #1																	
Frequency		Mode	Band width	Tune-Up Limit	Meas. Power	Power Drift	Test Position	MPR	RB Size	RB Offset	Duty Cycle	Distance	Meas. SAR	Scaling Factor	Scaled SAR	Plot No.
MHz	Ch.		(MHz)	(dBm)	(dBm)	(dB)		(dB)				(mm)	(W/kg)		(W/kg)	
1 860	372000	DFT-s OFDM QPSK	20	21.0	20.87	0.10	Rear	0	1	53	1:1	10	0.332	1.030	0.342	-
1 860	372000	DFT-s OFDM QPSK	20	21.0	20.93	-0.12	Rear	0	50	0	1:1	10	0.308	1.016	0.313	-
1 860	372000	DFT-s OFDM QPSK	20	21.0	20.87	0.02	Front	0	1	53	1:1	10	0.171	1.030	0.176	-
1 860	372000	DFT-s OFDM QPSK	20	21.0	20.93	0.17	Front	0	50	0	1:1	10	0.175	1.016	0.178	-
1 860	372000	DFT-s OFDM QPSK	20	21.0	20.87	0.04	Left	0	1	53	1:1	10	0.017	1.030	0.018	-
1 860	372000	DFT-s OFDM QPSK	20	21.0	20.93	0.12	Left	0	50	0	1:1	10	0.014	1.016	0.014	-
1 860	372000	DFT-s OFDM QPSK	20	21.0	20.87	0.10	Right	0	1	53	1:1	10	0.026	1.030	0.027	-
1 860	372000	DFT-s OFDM QPSK	20	21.0	20.93	0.18	Right	0	50	0	1:1	10	0.023	1.016	0.023	-
1 860	372000	DFT-s OFDM QPSK	20	21.0	20.87	-0.03	Bottom	0	1	53	1:1	10	0.767	1.030	**0.790**	58
1 860	372000	DFT-s OFDM QPSK	20	21.0	20.93	-0.02	Bottom	0	50	0	1:1	10	0.747	1.016	0.759	-
1 860	372000	CP OFDM QPSK	20	21.0	20.85	0.17	Bottom	0	1	1	1:1	10	0.688	1.035	0.712	-
ANSI/ IEEE C95.1 - 2005 – Safety Limit Spatial Peak Uncontrolled Exposure/ General Population							Body 1.6 W/kg Averaged over 1 gram									

NR Band n5 (Cell) Hotspot SAR– Main #1																	
Frequency		Mode	Band width	Tune-Up Limit	Meas. Power	Power Drift	Test Position	MPR	RB Size	RB Offset	Duty Cycle	Distance	Meas. SAR	Scaling Factor	Scaled SAR	Plot No.
MHz	Ch.		(MHz)	(dBm)	(dBm)	(dB)		(dB)				(mm)	(W/kg)		(W/kg)	
836.5	167300	DFT-s OFDM QPSK	20	24.5	24.11	-0.04	Rear	0	1	53	1:1	10	**0.315**	1.094	0.345	59
836.5	167300	DFT-s OFDM QPSK	20	24.5	23.97	0.04	Rear	0	50	28	1:1	10	0.312	1.130	**0.352**	60
836.5	167300	DFT-s OFDM QPSK	20	24.5	24.11	0.00	Front	0	1	53	1:1	10	0.146	1.094	0.160	-
836.5	167300	DFT-s OFDM QPSK	20	24.5	23.97	0.02	Front	0	50	28	1:1	10	0.153	1.130	0.173	-
836.5	167300	DFT-s OFDM QPSK	20	24.5	24.11	0.02	Left	0	1	53	1:1	10	0.041	1.094	0.045	-
836.5	167300	DFT-s OFDM QPSK	20	24.5	23.97	-0.08	Left	0	50	28	1:1	10	0.037	1.130	0.042	-
836.5	167300	DFT-s OFDM QPSK	20	24.5	24.11	-0.00	Right	0	1	53	1:1	10	0.096	1.094	0.105	-
836.5	167300	DFT-s OFDM QPSK	20	24.5	23.97	0.05	Right	0	50	28	1:1	10	0.094	1.130	0.106	-
836.5	167300	DFT-s OFDM QPSK	20	24.5	24.11	0.11	Bottom	0	1	53	1:1	10	0.149	1.094	0.163	-
836.5	167300	DFT-s OFDM QPSK	20	24.5	23.97	0.06	Bottom	0	50	28	1:1	10	0.145	1.130	0.164	-
836.5	167300	CP OFDM QPSK	20	23.0	22.47	0.02	Rear	1.5	1	1	1:1	10	0.135	1.130	0.153	-
ANSI/ IEEE C95.1 - 2005 – Safety Limit Spatial Peak Uncontrolled Exposure/ General Population							Body 1.6 W/kg Averaged over 1 gram									

NR Band n66 Hotspot SAR– Main #1																
Frequency		Mode	Band width	Tune-Up Limit	Meas. Power	Power Drift	Test Position	MPR	RB Size	RB Offset	Duty Cycle	Distance	Meas. SAR	Scaling Factor	Scaled SAR	Plot No.
MHz	Ch.		(MHz)	(dBm)	(dBm)	(dB)		(dB)				(mm)	(W/kg)		(W/kg)	
1 770	354000	DFT-s OFDM QPSK	20	20.0	19.93	-0.13	Rear	0	1	104	1:1	10	0.606	1.016	0.616	-
1 770	354000	DFT-s OFDM QPSK	20	20.0	19.93	-0.02	Rear	0	50	56	1:1	10	0.574	1.016	0.583	-
1 770	354000	DFT-s OFDM QPSK	20	20.0	19.93	-0.18	Front	0	1	104	1:1	10	0.317	1.016	0.322	-
1 770	354000	DFT-s OFDM QPSK	20	20.0	19.93	-0.10	Front	0	50	56	1:1	10	0.322	1.016	0.327	-
1 770	354000	DFT-s OFDM QPSK	20	20.0	19.93	-0.05	Left	0	1	104	1:1	10	0.065	1.016	0.066	-
1 770	354000	DFT-s OFDM QPSK	20	20.0	19.93	0.02	Left	0	50	56	1:1	10	0.060	1.016	0.061	-
1 770	354000	DFT-s OFDM QPSK	20	20.0	19.93	-0.19	Right	0	1	104	1:1	10	0.056	1.016	0.057	-
1 770	354000	DFT-s OFDM QPSK	20	20.0	19.93	-0.02	Right	0	50	56	1:1	10	0.059	1.016	0.060	-
1 770	354000	DFT-s OFDM QPSK	20	20.0	19.93	0.05	Bottom	0	1	104	1:1	10	0.771	1.016	0.784	-
1 770	354000	DFT-s OFDM QPSK	20	20.0	19.93	-0.02	Bottom	0	50	56	1:1	10	0.777	1.016	**0.790**	61
1 770	354000	CP OFDM QPSK	20	20.0	19.75	0.13	Bottom	0	1	1	1:1	10	0.658	1.059	0.697	-
ANSI/ IEEE C95.1 - 2005 – Safety Limit Spatial Peak Uncontrolled Exposure/ General Population							Body 1.6 W/kg Averaged over 1 gram									

NR Band n77 Hotspot SAR - Sub #3																
Frequency		Mode	Band width	Tune-Up Limit	Meas. Power	Power Drift	Test Position	MPR	RB Size	RB offset	Duty Cycle	Distance	Meas. SAR	Scaling Factor	Scaled SAR	Plot No.
MHz	Ch.		(MHz)	(dBm)	(dBm)	(dB)		(dB)				(mm)	(W/kg)		(W/kg)	
3750	650000	DFT-s OFDM QPSK	100	18.5	18.17	0.14	Rear	0	1	271	1:1	10	0.258	1.079	0.278	-
3840	656000	DFT-s OFDM QPSK	100	18.5	18.17	0.12	Rear	0	135	138	1:1	10	0.249	1.079	0.269	-
3750	650000	DFT-s OFDM QPSK	100	18.5	18.17	0.15	Front	0	1	271	1:1	10	0.061	1.079	0.066	-
3840	656000	DFT-s OFDM QPSK	100	18.5	18.17	0.10	Front	0	135	138	1:1	10	0.01	1.079	0.011	-
3750	650000	DFT-s OFDM QPSK	100	18.5	18.17	-0.01	Left	0	1	271	1:1	10	0.306	1.079	0.330	-
3840	656000	DFT-s OFDM QPSK	100	18.5	18.17	-0.12	Left	0	135	138	1:1	10	0.268	1.079	0.289	-
3750	650000	DFT-s OFDM QPSK	100	18.5	18.17	-0.12	Top	0	1	271	1:1	10	0.178	1.079	0.192	-
3750	650000	DFT-s OFDM QPSK	100	18.5	18.17	0.18	Top	0	135	138	1:1	10	0.194	1.079	0.209	-
3750	650000	CP OFDM QPSK	100	18.5	18.05	-0.17	Left	0	1	1	1:1	10	0.438	1.109	**0.486**	62
ANSI/ IEEE C95.1 - 2005– Safety Limit Spatial Peak Uncontrolled Exposure/ General Population							Body 1.6 W/kg Averaged over 1 gram									

NR Band n77 Hotspot SAR (DoD) - Sub #3

Frequency		Mode	Band width	Tune-Up Limit	Meas. Power	Power Drift	Test Position	MPR	RB Size	RB offset	Duty Cycle	Distance	Meas. SAR	Scaling Factor	Scaled SAR	Plot No.
MHz	Ch.		(MHz)	(dBm)	(dBm)	(dB)		(dB)				(mm)	(W/kg)		(W/kg)	
3500.01	633334	DFT-s OFDM QPSK	100	18.5	18.04	0.10	Rear	0	1	137	1:1	10	0.165	1.112	0.183	-
3500.01	633334	DFT-s OFDM QPSK	100	18.5	17.83	0.03	Rear	0	135	69	1:1	10	0.199	1.167	0.232	-
3500.01	633334	DFT-s OFDM QPSK	100	18.5	18.04	0.03	Front	0	1	137	1:1	10	0.056	1.112	0.062	-
3500.01	633334	DFT-s OFDM QPSK	100	18.5	17.83	0.05	Front	0	135	69	1:1	10	0.081	1.167	0.095	-
3500.01	633334	DFT-s OFDM QPSK	100	18.5	18.04	0.03	Left	0	1	137	1:1	10	**0.295**	1.112	0.328	63
3500.01	633334	DFT-s OFDM QPSK	100	18.5	17.83	0.03	Left	0	135	69	1:1	10	0.284	1.167	**0.331**	64
3500.01	633334	DFT-s OFDM QPSK	100	18.5	18.04	0.18	Top	0	1	137	1:1	10	0.170	1.112	0.189	-
3500.01	633334	DFT-s OFDM QPSK	100	18.5	17.83	0.18	Top	0	135	69	1:1	10	0.153	1.167	0.179	-
3500.01	633334	CP OFDM QPSK	100	18.5	18.28	-0.04	Left	0	1	1	1:1	10	0.221	1.052	0.232	-
ANSI/ IEEE C95.1 - 2005– Safety Limit Spatial Peak Uncontrolled Exposure/ General Population							Body 1.6 W/kg Averaged over 1 gram									

DTS Hotspot SAR

Frequency		Mode	Band width	Data Rate	Tune-Up Limit	Meas. Power	Power Drift	Test Position	Ant Config.	Duty Cycle	Distance	Area Scan Peak SAR	Meas. SAR	Scaling Factor	Scaling Factor	Reported SAR	Plot No.
MHz	Ch.		(MHz)	(Mbps)	(dBm)	(dBm)	(dB)				(mm)	(W/kg)	(W/kg)		(Duty)	(W/kg)	
2 462	11	802.11b	20	1	21.0	20.58	0.01	Rear	Ant1	98.8	10	0.361	0.235	1.102	1.12	0.290	-
2 462	11	802.11b	20	1	21.0	20.58	0.08	Front	Ant1	98.8	10	0.268	0.172	1.102	1.12	0.212	-
2 462	11	802.11b	20	1	21.0	20.58	-0.02	Left	Ant1	98.8	10	0.156	0.095	1.102	1.12	0.117	-
2 462	11	802.11b	20	1	21.0	20.58	-0.10	Top	Ant1	98.8	10	0.533	0.325	1.102	1.12	**0.401**	65
ANSI/ IEEE C95.1 - 2005– Safety Limit Spatial Peak Uncontrolled Exposure/ General Population												Body 1.6 W/kg Averaged over 1 gram					

5 GHz WLAN Hotspot SAR																	
Frequency		Mode	Band width (MHz)	Data Rate (Mbps)	Tune-Up Limit (dBm)	Meas. Power (dBm)	Power Drift (dB)	Test Position	Ant Config.	Duty Cycle	Distance (mm)	Area Scan Peak SAR (W/kg)	Meas. SAR (W/kg)	Scaling Factor	Scaling Factor (Duty)	Reported SAR (W/kg)	Plot No.
MHz	Ch.																
5 745	149	802.11a	20	6	19.0	18.05	0.13	Rear	Ant1	91.8	10	0.505	0.190	1.245	1.089	0.257	-
5 745	149	802.11a	20	6	19.0	18.05	0.13	Front	Ant1	91.8	10	0.204	0.088	1.245	1.089	0.119	-
5 745	149	802.11a	20	6	19.0	18.05	-0.04	Left	Ant1	91.8	10	0.659	0.280	1.245	1.089	**0.379**	66
5 745	149	802.11a	20	6	19.0	18.05	0.10	Top	Ant1	91.8	10	0.289	0.127	1.245	1.089	0.172	-
ANSI/ IEEE C95.1 - 2005– Safety Limit Spatial Peak Uncontrolled Exposure/ General Population												Body 1.6 W/kg Averaged over 1 gram					

DSS Tethering SAR												
Frequency		Mode	Tune-Up Limit	Meas. Power	Power Drift	Test Position	Distance	Meas. SAR	Scaling Factor	Scaling Factor	Scaled SAR	Plot No.
MHz	Ch.		(dBm)	(dBm)	(dB)		(mm)	(W/kg)		(Duty)	(W/kg)	
2 441	39	Bluetooth DH5	17.0	16.65	-0.10	Rear	10	0.147	1.109	1.302	0.212	-
2 441	39	Bluetooth DH5	17.0	16.65	0.17	Front	10	0.118	1.109	1.302	0.170	-
2 441	39	Bluetooth DH5	17.0	16.65	-0.18	Left	10	0.068	1.109	1.302	0.098	-
2 441	39	Bluetooth DH5	17.0	16.65	-0.15	Top	10	0.257	1.109	1.302	**0.371**	67
ANSI/ IEEE C95.1 - 2005– Safety Limit Spatial Peak Uncontrolled Exposure/ General Population						Body 1.6 W/kg Averaged over 1 gram						

13.4 Phablet SAR Measurement Considerations

Per FCC KDB 648474 D04v01r03, this device is considered a “Phablet” since the diagonal dimension is greater than 160 mm and less than 200 mm. Therefore, extremity SAR tests are required when wireless router mode does not apply or if wireless router 1g SAR >1.2 W/kg. When hotspot mode applies, 10g SAR required only for the surfaces and edges with hotspot mode scaled to the maximum output power (including tolerance) is 1g SAR > 1.2 W/kg.

13.5 Phablet SAR Measurement Results

UMTS Band 2 Phablet SAR 10g – Main #1													
Frequency		Mode	Tune-Up Limit (dB)	Meas. Power (dB)	Power Drift (dB)	Test Position	Sensor	Duty Cycle	Distance (mm)	Meas. SAR (W/kg)	Scaling Factor	Scaled SAR (W/kg)	Plot No.
MHz	Ch.												
1 880.0	9400	RMC	22.0	21.60	0.07	Rear	ON	1:1	0	1.480	1.096	1.623	-
1 880.0	9400	RMC	22.0	21.60	0.00	Front	ON	1:1	0	0.799	1.096	0.876	-
1 880.0	9400	RMC	25.0	24.65	0.05	Left	N/A	1:1	0	0.213	1.084	0.231	-
1 880.0	9400	RMC	25.0	24.65	0.14	Right	N/A	1:1	0	0.287	1.084	0.311	-
1 852.4	9262	RMC	22.0	21.55	0.01	Bottom	ON	1:1	0	2.200	1.109	2.440	-
1 880.0	9400	RMC	22.0	21.60	0.15	Bottom	ON	1:1	0	2.260	1.096	2.478	-
1 907.6	9538	RMC	22.0	21.63	-0.00	Bottom	ON	1:1	0	2.320	1.089	**2.526**	68
1 880.0	9400	RMC	25.0	24.65	0.13	Rear	OFF	1:1	11	0.613	1.084	0.664	-
1 880.0	9400	RMC	25.0	24.65	0.04	Front	OFF	1:1	7	0.674	1.084	0.731	-
1 880.0	9400	RMC	25.0	24.65	0.04	Bottom	OFF	1:1	13	0.634	1.084	0.687	-
1 907.6	9538	RMC	22.0	21.63	-0.01	Bottom	ON	1:1	0	2.320	1.089	2.526	*
ANSI/ IEEE C95.1 - 2005 – Safety Limit Spatial Peak Uncontrolled Exposure/ General Population							Hand 4.0 W/kg Averaged over 10 gram						

Note * Data entry indicate Variability measurement.

LTE Band 2 Phablet SAR 10g– Main #1																	
Frequency		Mode	Band Width	Tune-Up Limit (dB)	Meas. Power (dB)	Power Drift (dB)	Test Position	Sensor	MPR (dB)	RB Size	RB Offset	Duty Cycle	Distance (mm)	Meas. SAR (W/kg)	Scaling Factor	Scaled SAR (W/kg)	Plot No.
MHz	Ch.																
1 860	18700	QPSK	20	21.5	20.45	0.00	Rear	ON	0	1	99	1:1	0	1.520	1.274	1.936	-
1 880	18900	QPSK	20	21.5	20.51	0.10	Rear	ON	0	1	49	1:1	0	1.520	1.256	1.909	-
1 900	19100	QPSK	20	21.5	20.80	-0.16	Rear	ON	0	1	49	1:1	0	1.760	1.175	2.068	-
1 860	18700	QPSK	20	21.5	20.84	0.19	Rear	ON	0	50	25	1:1	0	1.470	1.164	1.711	-
1 860	18700	QPSK	20	21.5	20.75	0.14	Rear	ON	0	100	0	1:1	0	1.420	1.189	1.688	-
1 900	19100	QPSK	20	21.5	20.80	0.00	Front	ON	0	1	49	1:1	0	0.868	1.175	1.020	-
1 860	18700	QPSK	20	21.5	20.84	0.00	Front	ON	0	50	25	1:1	0	0.732	1.164	0.852	-
1 900	19100	QPSK	20	24.5	23.59	-0.10	Left	N/A	0	1	49	1:1	0	0.176	1.233	0.217	-
1 900	19100	QPSK	20	23.5	22.74	0.13	Left	N/A	1	50	25	1:1	0	0.142	1.191	0.169	-
1 900	19100	QPSK	20	24.5	23.59	0.19	Right	N/A	0	1	49	1:1	0	0.292	1.233	0.360	-
1 900	19100	QPSK	20	23.5	22.74	0.19	Right	N/A	1	50	25	1:1	0	0.237	1.191	0.282	-
1 860	18700	QPSK	20	21.5	20.45	0.18	Bottom	ON	0	1	99	1:1	0	2.000	1.274	2.547	-
1 880	18900	QPSK	20	21.5	20.51	0.17	Bottom	ON	0	1	49	1:1	0	2.060	1.256	2.587	-
1 900	19100	QPSK	20	21.5	20.80	0.18	Bottom	ON	0	1	49	1:1	0	2.210	1.175	**2.597**	69
1 860	18700	QPSK	20	21.5	20.84	0.15	Bottom	ON	0	50	25	1:1	0	2.030	1.164	2.363	-
1 880	18900	QPSK	20	21.5	20.76	0.11	Bottom	ON	0	50	49	1:1	0	2.010	1.186	2.383	-
1 900	19100	QPSK	20	21.5	20.78	0.11	Bottom	ON	0	50	49	1:1	0	2.100	1.180	2.479	-
1 860	18700	QPSK	20	21.5	20.75	0.10	Bottom	ON	0	100	0	1:1	0	1.710	1.189	2.032	-
1 900	19100	QPSK	20	24.5	23.59	0.15	Rear	OFF	0	1	49	1:1	11	0.722	1.233	0.890	-
1 900	19100	QPSK	20	23.5	22.74	-0.09	Rear	OFF	1	50	25	1:1	11	0.549	1.191	0.654	-
1 900	19100	QPSK	20	24.5	23.59	0.03	Front	OFF	0	1	49	1:1	7	0.858	1.233	1.058	-
1 900	19100	QPSK	20	24.5	22.74	0.05	Front	OFF	1	50	25	1:1	7	0.674	1.191	0.803	-
1 900	19100	QPSK	20	24.5	23.59	0.15	Bottom	OFF	0	1	49	1:1	13	0.663	1.233	0.818	-
1 900	19100	QPSK	20	23.5	22.74	0.17	Bottom	OFF	1	50	25	1:1	13	0.537	1.191	0.640	-
1 900	19100	QPSK	20	21.5	20.80	0.15	Bottom	ON	0	1	49	1:1	0	2.210	1.175	2.597	*
ANSI/ IEEE C95.1 - 2005 – Safety Limit Spatial Peak Uncontrolled Exposure/ General Population								Hand 4.0 W/kg Averaged over 10 gram									

Note * Data entry indicate Variability measurement.

LTE Band 66 Phablet SAR 10g– Main #1																	
Frequency		Mode	Band Width	Tune-Up Limit (dB)	Meas. Power (dB)	Power Drift (dB)	Test Position	Sensor	MPR (dB)	RB Size	RB Offset	Duty Cycle	Distance (mm)	Meas. SAR (W/kg)	Scaling Factor	Scaled SAR (W/kg)	Plot No.
MHz	Ch.																
1 770	132572	QPSK	20	20.0	19.30	-0.05	Rear	ON	0	1	99	1:1	0	1.120	1.175	1.316	-
1 770	132572	QPSK	20	20.0	19.34	-0.13	Rear	ON	0	50	25	1:1	0	1.170	1.164	1.362	-
1 770	132572	QPSK	20	20.0	19.30	0.10	Front	ON	0	1	99	1:1	0	0.522	1.175	0.613	-
1 770	132572	QPSK	20	20.0	19.34	0.10	Front	ON	0	50	25	1:1	0	0.552	1.164	0.643	-
1 720	132072	QPSK	20	24.3	23.78	-0.15	Left	N/A	0	1	99	1:1	0	0.284	1.127	0.320	-
1 770	132572	QPSK	20	23.3	23.10	-0.01	Left	N/A	1	50	49	1:1	0	0.344	1.047	0.360	-
1 720	132072	QPSK	20	24.3	23.78	-0.12	Right	N/A	0	1	99	1:1	0	0.186	1.127	0.210	-
1 770	132572	QPSK	20	23.3	23.10	-0.12	Right	N/A	1	50	49	1:1	0	0.213	1.047	0.223	-
1 720	132072	QPSK	20	20.0	18.51	0.16	Bottom	ON	0	1	99	1:1	0	1.250	1.409	1.761	-
1 745	132322	QPSK	20	20.0	19.00	0.12	Bottom	ON	0	1	49	1:1	0	1.740	1.259	**2.191**	70
1 770	132572	QPSK	20	20.0	19.3	0.15	Bottom	ON	0	1	99	1:1	0	1.760	1.175	2.068	-
1 720	132072	QPSK	20	20.0	18.68	0.12	Bottom	ON	0	50	49	1:1	0	1.250	1.355	1.694	-
1 745	132322	QPSK	20	20.0	19.27	0.10	Bottom	ON	0	50	25	1:1	0	1.780	1.183	2.106	-
1 770	132572	QPSK	20	20.0	19.34	0.11	Bottom	ON	0	50	25	1:1	0	**1.860**	1.164	2.165	71
1 770	132572	QPSK	20	20.0	19.44	0.14	Bottom	ON	0	100	0	1:1	0	1.820	1.138	2.071	-
1 720	132072	QPSK	20	24.3	23.78	0.03	Rear	OFF	0	1	99	1:1	11	0.586	1.127	0.661	-
1 770	132572	QPSK	20	23.3	23.10	-0.08	Rear	OFF	1	50	49	1:1	11	0.653	1.047	0.684	-
1 720	132072	QPSK	20	24.3	23.78	0.16	Front	OFF	0	1	99	1:1	7	0.492	1.127	0.555	-
1 770	132572	QPSK	20	23.3	23.10	0.00	Front	OFF	1	50	49	1:1	7	0.550	1.047	0.576	-
1 720	132072	QPSK	20	24.3	23.78	0.11	Bottom	OFF	0	1	99	1:1	13	0.667	1.127	0.752	-
1 770	132572	QPSK	20	23.3	23.10	0.14	Bottom	OFF	1	50	49	1:1	13	0.784	1.047	0.821	-
ANSI/ IEEE C95.1 - 2005 – Safety Limit Spatial Peak Uncontrolled Exposure/ General Population								Hand 4.0 W/kg Averaged over 10 gram									

NR Band n2 (PCS) Phablet SAR 10g– Main #1																		
Frequency		Mode	Band Width	Tune-Up Limit (dB)	Meas. Power (dB)	Power Drift (dB)	Test Position	Sensor	MPR (dB)	RB Size	RB Offset	Duty Cycle	Distance (mm)	Meas. SAR (W/kg)	Scaling Factor	Scaled SAR (W/kg)	Plot No.
MHz	Ch.																
1 860	372000	DFT-s OFDM QPSK	20	21.0	20.95	0.00	Rear	ON	0	1	1	1:1	0	1.390	1.012	1.406	-
1 860	372000	DFT-s OFDM QPSK	20	21.0	20.92	0.03	Rear	ON	0	50	28	1:1	0	1.300	1.019	1.324	-
1 860	372000	DFT-s OFDM QPSK	20	21.0	20.95	0.00	Front	ON	0	1	1	1:1	0	0.688	1.012	0.696	-
1 860	372000	DFT-s OFDM QPSK	20	21.0	20.92	0.00	Front	ON	0	50	28	1:1	0	0.616	1.019	0.627	-
1 860	372000	DFT-s OFDM QPSK	20	24.0	23.91	0.17	Left	N/A	0	1	1	1:1	0	0.137	1.021	0.140	-
1 860	372000	DFT-s OFDM QPSK	20	24.0	23.77	-0.19	Left	N/A	0	50	28	1:1	0	0.133	1.054	0.140	-
1 860	372000	DFT-s OFDM QPSK	20	24.0	23.91	0.14	Right	N/A	0	1	1	1:1	0	0.179	1.021	0.183	-
1 860	372000	DFT-s OFDM QPSK	20	24.0	23.77	-0.13	Right	N/A	0	50	28	1:1	0	0.211	1.054	0.222	-
1 860	372000	DFT-s OFDM QPSK	20	21.0	20.95	-0.12	Bottom	ON	0	1	1	1:1	0	1.650	1.012	1.669	-
1 860	372000	DFT-s OFDM QPSK	20	21.0	20.92	-0.18	Bottom	ON	0	50	28	1:1	0	1.710	1.019	1.742	-
1 860	372000	DFT-s OFDM QPSK	20	24.0	23.91	-0.02	Rear	OFF	0	1	53	1:1	11	0.609	1.021	0.622	-
1 860	372000	DFT-s OFDM QPSK	20	24.0	23.77	0.04	Rear	OFF	0	50	28	1:1	11	0.590	1.054	0.622	-
1 860	372000	DFT-s OFDM QPSK	20	24.0	23.91	-0.14	Front	OFF	0	1	53	1:1	7	0.670	1.021	0.684	-
1 860	372000	DFT-s OFDM QPSK	20	24.0	23.77	0.17	Front	OFF	0	50	28	1:1	7	0.629	1.054	0.663	-
1 860	372000	DFT-s OFDM QPSK	20	24.0	23.91	0.08	Bottom	OFF	0	1	53	1:1	13	0.800	1.021	0.817	-
1 860	372000	DFT-s OFDM QPSK	20	24.0	23.77	-0.09	Bottom	OFF	0	50	28	1:1	13	0.700	1.054	0.738	-
1 860	372000	CP OFDM QPSK	20	21.0	20.78	0.07	Bottom	ON	0	1	1	1:1	0	1.730	1.052	**1.820**	72
ANSI/ IEEE C95.1 - 2005 – Safety Limit Spatial Peak Uncontrolled Exposure/ General Population									Hand 4.0 W/kg Averaged over 10 gram								

NR Band n66 Phablet SAR10g– Main #1																		
Frequency		Mode	Band Width	Tune-Up Limit (dB)	Meas. Power (dB)	Power Drift (dB)	Test Position	Sensor	MPR (dB)	RB Size	RB Offset	Duty Cycle	Distance (mm)	Meas. SAR (W/kg)	Scaling Factor	Scaled SAR (W/kg)	Plot No.
MHz	Ch.																
1 770	354000	DFT-s OFDM QPSK	20	20.0	19.90	0.10	Rear	ON	0	1	104	1:1	0	1.070	1.023	1.095	-
1 770	354000	DFT-s OFDM QPSK	20	20.0	19.94	0.00	Rear	ON	0	50	56	1:1	0	1.110	1.014	1.125	-
1 770	354000	DFT-s OFDM QPSK	20	20.0	19.90	0.00	Front	ON	0	1	104	1:1	0	0.673	1.023	0.689	-
1 770	354000	DFT-s OFDM QPSK	20	20.0	19.94	0.00	Front	ON	0	50	56	1:1	0	0.723	1.014	0.733	-
1 770	354000	DFT-s OFDM QPSK	20	24.0	23.89	0.11	Left	N/A	0	1	104	1:1	0	0.273	1.026	0.280	-
1 770	354000	DFT-s OFDM QPSK	20	24.0	23.70	-0.10	Left	N/A	0	50	28	1:1	0	0.363	1.072	0.389	-
1 770	354000	DFT-s OFDM QPSK	20	24.0	23.89	-0.18	Right	N/A	0	1	104	1:1	0	0.148	1.026	0.152	-
1 770	354000	DFT-s OFDM QPSK	20	24.0	23.70	-0.11	Right	N/A	0	50	28	1:1	0	0.232	1.072	0.249	-
1 770	354000	DFT-s OFDM QPSK	20	20.0	19.90	-0.19	Bottom	ON	0	1	104	1:1	0	1.470	1.023	1.504	-
1 770	354000	DFT-s OFDM QPSK	20	20.0	19.94	0.19	Bottom	ON	0	50	56	1:1	0	1.530	1.014	1.551	-
1 770	354000	DFT-s OFDM QPSK	20	24.0	23.89	-0.17	Rear	OFF	0	1	104	1:1	11	0.592	1.026	0.607	-
1 770	354000	DFT-s OFDM QPSK	20	24.0	23.70	0.15	Rear	OFF	0	5	28	1:1	11	0.733	1.072	0.785	-
1 770	354000	DFT-s OFDM QPSK	20	24.0	23.89	0.17	Front	OFF	0	1	104	1:1	7	0.456	1.026	0.468	-
1 770	354000	DFT-s OFDM QPSK	20	24.0	23.70	-0.14	Front	OFF	0	50	28	1:1	7	0.673	1.072	0.721	-
1 770	354000	DFT-s OFDM QPSK	20	24.0	23.89	0.11	Bottom	OFF	0	1	104	1:1	13	0.657	1.026	0.674	-
1 770	354000	DFT-s OFDM QPSK	20	24.0	23.70	-0.17	Bottom	OFF	0	50	28	1:1	13	0.969	1.072	1.038	-
1 770	354000	CP OFDM QPSK	20	20.0	19.73	-0.16	Bottom	ON	0	1	1	1:1	0	1.600	1.064	**1.702**	73
ANSI/ IEEE C95.1 - 2005 – Safety Limit Spatial Peak Uncontrolled Exposure/ General Population								Hand 4.0 W/kg Averaged over 10 gram									

NR Band n77 Phablet SAR10g - Sub #3																		
Frequency		Mode	Band Width	Tune-Up Limit (dB)	Meas. Power (dB)	Power Drift (dB)	Test Position	Sensor	MPR (dB)	RB Size	RB Offset	Duty Cycle	Distance (mm)	Meas. SAR (W/kg)	Scaling Factor	Scaled SAR (W/kg)	Plot No.
MHz	Ch.																
3 750	650000	DFT-s OFDM QPSK	100	18.5	18.17	0.19	Rear	N/A	0	1	271	1:1	0	0.754	1.079	0.814	-
3 840	656000	DFT-s OFDM QPSK	100	18.5	18.17	-0.13	Rear	N/A	0	135	138	1:1	0	0.586	1.079	0.632	-
3 750	650000	DFT-s OFDM QPSK	100	18.5	18.17	-0.10	Left	N/A	0	1	271	1:1	0	1.180	1.079	1.273	-
3 840	656000	DFT-s OFDM QPSK	100	18.5	18.17	-0.17	Left	N/A	0	135	138	1:1	0	1.170	1.079	1.262	-
3 750	650000	DFT-s OFDM QPSK	100	18.5	18.17	0.17	Top	N/A	0	135	138	1:1	0	0.444	1.079	0.479	-
3 750	650000	CP OFDM QPSK	100	18.5	18.05	-0.14	Left	N/A	0	1	1	1:1	0	1.280	1.109	**1.420**	74
ANSI/ IEEE C95.1 - 2005 – Safety Limit Spatial Peak Uncontrolled Exposure/ General Population								Hand 4.0 W/kg Averaged over 10 gram									

NR Band n77 (DoD) Phablet SAR10g - Sub #3																	
Frequency		Mode	Band Width	Tune-Up Limit (dB)	Meas. Power (dB)	Power Drift (dB)	Test Position	Sensor	MPR (dB)	RB Size	RB Offset	Duty Cycle	Distance (mm)	Meas. SAR (W/kg)	Scaling Factor	Scaled SAR (W/kg)	Plot No.
MHz	Ch.																
3500.01	633334	DFT-s OFDM QPSK	100	18.5	18.04	0.15	Rear	N/A	0	1	137	1:1	0	0.486	1.112	0.540	-
3500.01	633334	DFT-s OFDM QPSK	100	18.5	17.83	0.04	Rear	N/A	0	135	69	1:1	0	0.473	1.167	0.552	-
3500.01	633334	DFT-s OFDM QPSK	100	18.5	18.04	-0.02	Left	N/A	0	1	137	1:1	0	1.090	1.112	1.212	-
3500.01	633334	DFT-s OFDM QPSK	100	18.5	17.83	0.02	Left	N/A	0	135	69	1:1	0	1.090	1.167	**1.272**	75
3500.01	633334	DFT-s OFDM QPSK	100	18.5	18.04	-0.14	Top	N/A	0	1	137	1:1	0	0.350	1.112	0.389	-
3500.01	633334	DFT-s OFDM QPSK	100	18.5	17.83	0.04	Top	N/A	0	135	69	1:1	0	0.349	1.167	0.407	-
3500.01	633334	CP OFDM QPSK	100	18.5	18.28	-0.16	Left	N/A	0	1	1	1:1	0	**1.190**	1.052	1.252	76
ANSI/ IEEE C95.1 - 2005 – Safety Limit Spatial Peak Uncontrolled Exposure/ General Population									Hand 4.0 W/kg Averaged over 10 gram								

5 GHz WLAN Phablet SAR 10g																	
Frequency		Mode	Band width (MHz)	Data Rate (Mbps)	Tune-Up Limit (dBm)	Meas. Power (dBm)	Power Drift (dB)	Test Position	Ant. Config.	Duty Cycle	Distance (mm)	Area Scan Peak SAR (W/kg)	Meas. SAR (W/kg)	Scaling Factor	Scaling Factor (Duty)	Scaled SAR (W/kg)	Plot No.
MHz	Ch.																
5 320	64	802.11a	20	6	19	18.97	-0.15	Rear	Ant1	91.8	0	6.67	0.894	1.007	1.089	0.980	-
5 320	64	802.11a	20	6	19	18.97	0.18	Front	Ant1	91.8	0	10.6	1.250	1.007	1.089	1.371	-
5 320	64	802.11a	20	6	19	18.97	0.16	Left	Ant1	91.8	0	30.3	2.230	1.007	1.089	2.445	
5 300	60	802.11a	20	6	19	18.47	0.19	Left	Ant1	91.8	0	19.3	1.980	1.130	1.089	2.437	-
5 320	64	802.11a	20	6	19	18.97	-0.14	Right	Ant1	91.8	0	0.875	0.044	1.007	1.089	0.048	
5 320	64	802.11a	20	6	19	18.97	0.17	Top	Ant1	91.8	0	5.03	0.556	1.007	1.089	0.610	-
5 720	144	802.11a	20	6	19	18.95	0.05	Rear	Ant1	91.8	0	8.26	0.780	1.012	1.089	0.860	-
5 720	144	802.11a	20	6	19	18.95	0.10	Front	Ant1	91.8	0	5.29	0.644	1.012	1.089	0.710	-
5 720	144	802.11a	20	6	19	18.95	0.01	Left	Ant1	91.8	0	21.8	1.810	1.012	1.089	1.995	-
5 720	144	802.11a	20	6	19	18.95	0.00	Right	Ant1	91.8	0	0.291	0.00982	1.012	1.089	0.011	
5 720	144	802.11a	20	6	19	18.95	0.14	Top	Ant1	91.8	0	2.97	0.312	1.012	1.089	0.344	-
5 320	64	802.11a	20	6	19	18.97	0.18	Left	Ant1	91.8	0	32.9	2.280	1.007	1.089	**2.498**	*77
ANSI/ IEEE C95.1 - 2005 – Safety Limit Spatial Peak Uncontrolled Exposure/ General Population											Hand 4.0 W/kg Averaged over 10 gram						

Note * Data entry indicate Variability measurement.

13.6 SAR Test Notes

General Notes:

1. The test data reported are the worst-case SAR values according to test procedures specified in IEEE 1528-2013, FCC KDB Procedure.
2. Batteries are fully charged at the beginning of the SAR measurements. A standard battery was used for all SAR measurements.
3. Liquid tissue depth was at least 15.0 cm for all frequencies.
4. The manufacturer has confirmed that the device(s) tested have the same physical, mechanical and thermal characteristics and are within operational tolerances expected for production units.
5. SAR results were scaled to the maximum allowed power to demonstrate compliance per FCC KDB 447498 D01v06.
6. Device was tested using a fixed spacing for body-worn accessory testing. A separation distance of 15 mm was considered because the manufacturer has determined that there will be body-worn accessories available in the marketplace for users to support this separation distance.
7. Per FCC KDB 648474 D04v01r03, SAR was evaluated without a headset connected to the device. Since the standalone reported SAR was 1.2 W/kg, no additional SAR evaluation using a headset cable were required.
8. Per KDB 648474 D04v01r03, this device is considered a “Phablet” since the diagonal dimension is > 160 mm and < 200 mm. When hotspot mode applies, extremity SAR is required only for the surfaces and edges with hotspot mode scaled to the maximum output power (with tolerance) is 1 g SAR > 1.2 W/kg.
9. Per FCC KDB 865664 D01v01r04, variability SAR measurement were performed when the measured SAR results for a frequency band were greater than or equal to 0.8 W/kg for 1g SAR and >2 for 10g SAR Please see Section 15 for variability analysis.
10. This device utilizes power reduction for some wireless mode and technologies, as outlined in sec. 4 The maximum output power allowed for each transmitter and exposure condition was evaluated for SAR compliance based on expected use conditions and simultaneous scenarios.
11. During SAR testing for the Hotspot conditions per KDB 941225 D06v02r01, the actual portable hotspot operation (with actual simultaneous transmission of a transmitter with WiFi) was not activated.
12. This device uses The Samsung S.LSI proprietary TAS (Time Average SAR) algorithm for 4G/5G operations to control and managetransmitting power in real time to ensure RF Exposure compliance. Per FCC Guidance, SAR Test at the Plimit and Pmax output power for eachband/mode/exposure condition (RSI).

GSM/GPRS Test Notes:

1. This EUT’S GSM and GPRS device class is B.
2. This device supports GPRS VOIP in the head and the body-worn configurations therefore GPRS was additionally evaluated for head and body-worn compliance.
3. Justification for reduced test configurations per KDB 941225 D01v03r01: The source-based time-averaged output power was evaluated for all multi-slot operations. The multi-slot configuration with the highest frame averaged output power including tolerance was evaluated for SAR.
4. Per FCC KDB 447498 D01v06, if the reported (scaled) SAR measured at the middle channel or highest output power channel for each test configuration is 0.8 W/kg then testing at the other channels is not required for such test configuration(s). When the maximum output power variation across the required test channels is 1/2 dB, instead of the middle channel, the highest output power channel must be used.

UMTS Notes:

1. The 12.2 kbps RMC mode is the primary mode per KDB 941225 D01v03r01.
2. UMTS SAR was tested under RMC 12.2 kbps with HSPA inactive per KDB publication 941225 D01v03r01. AMR and HSPA SAR was not required per the 3G Test Reduction Procedure in KDB Publication 941225 D01v03r01.

3. Per FCC KDB 447498 D01v06, if the reported (scaled) SAR measured at the middle channel or highest output power channel for each test configuration is 0.8 W/kg then testing at the other channels is not required for such test configuration(s). When the maximum output power variation across the channel highest output power channel was used.

LTE Notes:

1. LTE Considerations: LTE test configurations are determined according to SAR Evaluation Consideration for LTE Devices in FCC KDB 941225 D05v02r05.
2. According to FCC KDB 941225 D05v02r05:
   When the reported SAR is 0.8 W/kg, testing of the 100% RB allocation and required test channels is not required. Otherwise, SAR is required for the remaining required test channels using the 1RB, 50%RB and 100%RB allocation with highest output power for that channel.
   Only one channel, and as reported SAR values for 1RB allocation and 50%RB allocation were less than 1.45W/Kg only the highest power RB offset for each allocation was required.
3. MPR is permanently implemented for this device by the manufacturer. The specific manufacturer target MPR is indicated alongside the SAR results. MPR is enabled for this device, according to target MPR is indicated alongside the SAR results.
4. When Power reduction is applied, MPR is 0 for some modes.
5. A-MPR was disabled for all SAR tests by setting NS=01 on the base station simulator.
6. TDD LTE (Power Class 3) was tested using UL-DL configuration 0 with 6 UL sub frames and 2S subframes using extended cyclic prefix only and special sub frame configuration 6. SAR tests were performed at maximum output power and worst-case transmission duty factor in extended cyclic prefix. Per 3GPP 36.211 Sec. 4, the duty factor using extended cyclic prefix is 0.633(cf=1.58).
7. Per KDB 941225 D05Av01r02, SAR for LTE Carrier Aggregation operations was not needed because the maximum average output power in LTE CA mode was not > 0.25 dB higher than the maximum output power when downlink CA was not activated.
8. SAR test reduction is applied using the following criteria:
   Start with the largest channel bandwidth and measure SAR for QPSK with 1 RB, and 50% RB allocation, using the RB offset and required test channel combination with the highest maximum output power among RB offsets at the upper edge, middle and lower edge of each required test channel. When the reported SAR is >0.8 W/kg, testing for other Channels is performed at the highest output power level for 1RB, and 50% RB configuration for that channel. Testing for 100% RB configuration is performed at the highest output power level for 100% RB configuration across the Low, Mid and High Channel when the highest reported SAR for 1 RB and 50% RB are >0.8 W/kg, testing for the remaining required channels is not needed because the reported SAR for 100% RB Allocation <1.45 W/kg. Testing for 16-QAM modulation is not required because the reported SAR for QPSK is <1.45 W/kg and its output power is not more than 0.5 dB higher than that a QPSK. Testing for the other channel bandwidths is not required because the reported SAR for the highest channel bandwidth is <1.45 W/kg and its output power is not more than 0.5 dB higher than that of the highest channel bandwidth.

NR Notes:

1. Due to Limitations of the SAR measurement equipment, SAR testing for NR was performed using test mode (FTM) software.
2. More detailed specifications of the NR bands are contained in the Technical description document.
3. This device additionally supports some EN-DC conditions where additional LTE carriers are added on the downlink only.
4. For NR modulations and RB Sizes/Offsets were selected for testing such that configurations with the highest output power was evaluated for SAR tests.
5. For final implementation, TDD NR slot configuration is synchronized using maximum duty cycle of 100%.
6. SAR testing was performed using FTM mode with a 100% duty cycle applied to match final duty cycle.
7. Simultaneous transmission analysis for EN-DC operations is addressed in the TAS Validation Report.

WLAN Notes:

1. For held-to-ear and hotspot operations, the initial test position procedures were applied. For initial test position, the highest extrapolated peak SAR will be used. When reported SAR for the initial test position is ≤ 0.4 W/kg for 1g SAR and ≤ 1.0 W/kg for 10g SAR, no additional testing for the remaining test positions was required. Otherwise, SAR is evaluated at the subsequent highest peak SAR positions until the reported SAR results is ≤ 0.8 W/kg for 1g SAR and ≤ 2.0 W/kg for 10g SAR or all test position are measured.

2. Per KDB 2482227 D01v02r02 justification for test configurations of 2.4 ㎓ WiFi Single transmission chain operations, the highest measured maximum output power channel for DSSS was selected for SAR measurement. SAR for OFDM modes (2.4 ㎓ 802.11 g/n) was not required due to the maximum allowed powers and the highest reported DSSS SAR
.

3. Per KDB 2482227 D01v02r02 justification for test configurations of 5 ㎓ WiFi Single transmission chain operations, the initial test configuration was selected according to the transmission mode with the highest maximum allowed powers. Other transmission mode were not investigated since the highest reported SAR for initial test configuration adjusted by the ration of maximum output powers is less than 1.2 W/kg for 1g SAR and less than 3.0 W/kg for 10 g SAR.

4. When the maximum reported 1g averaged SAR is ≤ 0.8 W/kg, SAR testing on additional channels was not required. Otherwise, SAR for the next highest output power channel was required until the reported SAR result was ≤ 1.20 W/kg or all test channels were measured.

5. The device was configured to transmit continuously at the required data rated, channel bandwidth and signal modulation, using the highest transmission duty factor supported by the test mode tools. The reported SAR was scaled to the 100% transmission duty factor to determine compliance. Procedures used to measure the duty factor are identical to that in the associated WLAN test reports.

Bluetooth Notes:

1. Bluetooth SAR was measured with the device connected to a call box with hopping disabled with DH5 operation and Tx Tests mode type. Per October 2016 TCBC Workshop Notes, the reported SAR was scaled to 100% transmission duty factor to determine compliance. Please see sec.11 for the time-domain plot and calculation for duty factor of the device.
2. Head and Bluetooth tethering SAR were evaluated for BT BR tethering applications.

14. Simultaneous SAR Analysis

This device is contains transmitters that may operate simultaneously. Therefore, simultaneous transmission analysis is required. Per KDB Publication 447498 D01v06 4.3.2, simultaneous transmission SAR test exclusion may be applied when the sum of 1g SAR and 10g SAR for all the simultaneous transmitting antennas in a specific a physical test configuration is ≤1.6W/kg for 1g SAR and ≤4 W/kg for 10g SAR. The different test positions in an exposure condition may be considered collectively to determine SAR exclusion according to the sum of 1g or 10g SAR.

14.1 Head SAR Simultaneous Transmission Analysis.

Simultaneous Transmission Summation Scenario with 2.4 GHz Ant WLAN & 5 GHz WLAN SAR & BT											
Exposure condition	Band	WWAN SAR	2.4 GHz WLAN SAR	5 GHz WLAN SAR	Bluetooth SAR	∑ 1-g SAR	∑ 1-g SAR	∑ 1-g SAR	∑ 1-g SAR	∑ 1-g SAR	SPLSR
		(W/kg)	(W/kg)	(W/kg)	(W/kg)	(W/kg)	(W/kg)	(W/kg)	(W/kg)	(W/kg)	(Yes/No)
		1	2	3	4	1+2	1+3	1+4	3+4	1+3+4	
Head SAR	GSM 850	0.177	0.352	0.329	0.236	0.529	0.506	0.413	0.565	0.742	No
	GPRS 850	0.183	0.352	0.329	0.236	0.535	0.512	0.419	0.565	0.748	No
	GSM 1900	0.035	0.352	0.329	0.236	0.387	0.364	0.271	0.565	0.600	No
	GPRS 1900	0.029	0.352	0.329	0.236	0.381	0.358	0.265	0.565	0.594	No
	UMTS Band 5	0.225	0.352	0.329	0.236	0.577	0.554	0.461	0.565	0.790	No
	UMTS Band 2	0.094	0.352	0.329	0.236	0.446	0.423	0.330	0.565	0.659	No
	LTE Band 2	0.083	0.352	0.329	0.236	0.435	0.412	0.319	0.565	0.648	No
	LTE Band 5	0.167	0.352	0.329	0.236	0.519	0.496	0.403	0.565	0.732	No
	LTE Band 7	0.231	0.352	0.329	0.236	0.583	0.560	0.467	0.565	0.796	No
	LTE Band 12	0.127	0.352	0.329	0.236	0.479	0.456	0.363	0.565	0.692	No
	LTE Band 13	0.241	0.352	0.329	0.236	0.593	0.570	0.477	0.565	0.806	No
	LTE Band 48	0.963	0.352	0.329	0.236	1.315	1.292	1.199	0.565	1.528	No
	LTE Band 66	0.104	0.352	0.329	0.236	0.456	0.433	0.340	0.565	0.669	No
	NR Band n2	0.095	0.352	0.329	0.236	0.447	0.424	0.331	0.565	0.660	No
	NR Band n5	0.090	0.352	0.329	0.236	0.442	0.419	0.326	0.565	0.655	No
	NR Band n66	0.110	0.352	0.329	0.236	0.462	0.439	0.346	0.565	0.675	No
	NR Band n77	0.987	0.352	0.329	0.236	1.339	1.316	1.223	0.565	**1.552**	No
	NR Band n77(DoD)	0.947	0.352	0.329	0.236	1.299	1.276	1.183	0.565	1.512	No

14.2 Body-Worn SAR Simultaneous Transmission Analysis.

Simultaneous Transmission Summation Scenario with 2.4 GHz Ant WLAN & 5 GHz WLAN SAR & BT												
Exposure condition	Distance (mm)	Band	WWAN SAR (W/kg) 1	2.4 GHz WLAN SAR (W/kg) 2	5 GHz WLAN SAR (W/kg) 3	Bluetooth SAR (W/kg) 4	∑ 1-g SAR (W/kg) 1+2	∑ 1-g SAR (W/kg) 1+3	∑ 1-g SAR (W/kg) 1+4	∑ 1-g SAR (W/kg) 3+4	∑ 1-g SAR (W/kg) 1+3+4	SPLSR (Yes/No)
Body -worn	15	GSM 850	0.229	0.173	0.331	0.113	0.402	0.560	0.342	0.444	0.673	No
		GPRS 850	0.253	0.173	0.331	0.113	0.426	0.584	0.366	0.444	0.697	No
		GSM 1900	0.252	0.173	0.331	0.113	0.425	0.583	0.365	0.444	0.696	No
		GPRS 1900	0.233	0.173	0.331	0.113	0.406	0.564	0.346	0.444	0.677	No
		UMTS Band 5	0.363	0.173	0.331	0.113	0.536	0.694	0.476	0.444	0.807	No
		UMTS Band 2	0.715	0.173	0.331	0.113	0.888	1.046	0.828	0.444	1.159	No
		LTE Band 2	0.731	0.173	0.331	0.113	0.904	1.062	0.844	0.444	1.175	No
		LTE Band 5	0.295	0.173	0.331	0.113	0.468	0.626	0.408	0.444	0.739	No
		LTE Band 7	0.271	0.173	0.331	0.113	0.444	0.602	0.384	0.444	0.715	No
		LTE Band 12	0.257	0.173	0.331	0.113	0.430	0.588	0.370	0.444	0.701	No
		LTE Band 13	0.389	0.173	0.331	0.113	0.562	0.720	0.502	0.444	0.833	No
		LTE Band 48	0.332	0.173	0.331	0.113	0.505	0.663	0.445	0.444	0.776	No
		LTE Band 66	0.579	0.173	0.331	0.113	0.752	0.910	0.692	0.444	1.023	No
		NR Band n2	0.615	0.173	0.331	0.113	0.788	0.946	0.728	0.444	1.059	No
		NR Band n5	0.156	0.173	0.331	0.113	0.329	0.487	0.269	0.444	0.600	No
		NR Band n66	0.814	0.173	0.331	0.113	0.987	1.145	0.927	0.444	**1.258**	No
		NR Band n77	0.146	0.173	0.331	0.113	0.319	0.477	0.259	0.444	0.590	No
		NR Band n77(DoD)	0.141	0.173	0.331	0.113	0.314	0.472	0.254	0.444	0.585	No

14.3 Hotspot SAR Simultaneous Transmission Analysis.

Simultaneous Transmission Summation Scenario with 2.4 GHz Ant WLAN & 5 GHz WLAN SAR & BT (10 mm)											
Band		WWAN SAR (W/kg) 1	2.4 GHz WLAN SAR (W/kg) 2	5 GHz WLAN SAR (W/kg) 3	Bluetooth SAR (W/kg) 4	∑ 1-g SAR (W/kg) 1+2	∑ 1-g SAR (W/kg) 1+3	∑ 1-g SAR (W/kg) 1+4	∑ 1-g SAR (W/kg) 3+4	∑ 1-g SAR (W/kg) 1+3+4	SPLSR (Yes/No)
GPRS 850	Rear	0.494	0.290	0.257	0.212	0.784	0.751	0.706	0.469	0.963	No
	Front	0.287	0.212	0.119	0.170	0.499	0.406	0.457	0.289	0.576	No
	Left	0.094	0.117	0.379	0.098	0.211	0.473	0.192	0.477	0.571	No
	Right	0.270				0.304	0.281	0.276	0.017	0.287	No
	Top		0.401	0.172	0.371	0.401	0.172	0.371	0.543	0.543	No
	Bottom	0.258				0.258	0.258	0.258	0.000	0.258	No
GPRS 1900	Rear	0.293	0.290	0.257	0.212	0.583	0.550	0.505	0.469	0.762	No
	Front	0.151	0.212	0.119	0.170	0.363	0.270	0.321	0.289	0.440	No
	Left	0.011	0.117	0.379	0.098	0.128	0.390	0.109	0.477	0.488	No
	Right	0.027				0.061	0.038	0.033	0.017	0.044	No
	Top		0.401	0.172	0.371	0.401	0.172	0.371	0.543	0.543	No
	Bottom	0.408				0.408	0.408	0.408	0.000	0.408	No
UMTS Band 5	Rear	0.793	0.290	0.257	0.212	1.083	1.050	1.005	0.469	1.262	No
	Front	0.383	0.212	0.119	0.170	0.595	0.502	0.553	0.289	0.672	No
	Left	0.069	0.117	0.379	0.098	0.186	0.448	0.167	0.477	0.546	No
	Right	0.188				0.222	0.199	0.194	0.017	0.205	No

	Top		0.401	0.172	0.371	0.401	0.172	0.371	0.543	0.543	No
	Bottom	0.325				0.325	0.325	0.325	0.000	0.325	No
UMTS Band 2	Rear	0.684	0.290	0.257	0.212	0.974	0.941	0.896	0.469	1.153	No
	Front	0.375	0.212	0.119	0.170	0.587	0.494	0.545	0.289	0.664	No
	Left	0.046	0.117	0.379	0.098	0.163	0.425	0.144	0.477	0.523	No
	Right	0.076				0.110	0.087	0.082	0.017	0.093	No
	Top		0.401	0.172	0.371	0.401	0.172	0.371	0.543	0.543	No
	Bottom	0.907				0.907	0.907	0.907	0.000	0.907	No
LTE Band 2	Rear	0.737	0.290	0.257	0.212	1.027	0.994	0.949	0.469	1.206	No
	Front	0.441	0.212	0.119	0.170	0.653	0.560	0.611	0.289	0.730	No
	Left	0.043	0.117	0.379	0.098	0.160	0.422	0.141	0.477	0.520	No
	Right	0.091				0.125	0.102	0.097	0.017	0.108	No
	Top		0.401	0.172	0.371	0.401	0.172	0.371	0.543	0.543	No
	Bottom	1.055				1.055	1.055	1.055	0.000	1.055	No
LTE Band 5	Rear	0.569	0.290	0.257	0.212	0.859	0.826	0.781	0.469	1.038	No
	Front	0.303	0.212	0.119	0.170	0.515	0.422	0.473	0.289	0.592	No
	Left	0.093	0.117	0.379	0.098	0.210	0.472	0.191	0.477	0.570	No
	Right	0.249				0.283	0.260	0.255	0.017	0.266	No
	Top		0.401	0.172	0.371	0.401	0.172	0.371	0.543	0.543	No
	Bottom	0.323				0.323	0.323	0.323	0.000	0.323	No
LTE Band 7	Rear	0.280	0.290	0.257	0.212	0.570	0.537	0.492	0.469	0.749	No
	Front	0.208	0.212	0.119	0.170	0.420	0.327	0.378	0.289	0.497	No
	Left	0.144	0.117	0.379	0.098	0.253	0.515	0.234	0.477	0.613	No
	Top		0.401	0.172	0.371	0.401	0.172	0.371	0.543	0.543	No
	Bottom	0.448				0.448	0.448	0.448	0.000	0.448	No

Simultaneous Transmission Summation Scenario with 2.4 GHz Ant WLAN & 5 GHz WLAN SAR & BT (10 mm)											
Band		WWAN SAR (W/kg)	2.4 GHz WLAN SAR (W/kg)	5 GHz WLAN SAR (W/kg)	Bluetooth SAR (W/kg)	∑ 1-g SAR (W/kg)	∑ 1-g SAR (W/kg)	∑ 1-g SAR (W/kg)	∑ 1-g SAR (W/kg)	∑ 1-g SAR (W/kg)	SPLSR (Yes/No)
		1	2	3	4	1+2	1+3	1+4	3+4	1+3+4	
LTE Band 12	Rear	0.351	0.290	0.257	0.212	0.641	0.608	0.563	0.469	0.820	No
	Front	0.240	0.212	0.119	0.170	0.452	0.359	0.410	0.289	0.529	No
	Left	0.131	0.117	0.379	0.098	0.248	0.510	0.229	0.477	0.608	No
	Right	0.193				0.227	0.204	0.199	0.017	0.210	No
	Top		0.401	0.172	0.371	0.401	0.172	0.371	0.543	0.543	No
	Bottom	0.159				0.159	0.159	0.159	0.000	0.159	No
LTE Band 13	Rear	0.577	0.290	0.257	0.212	0.867	0.834	0.789	0.469	1.046	No
	Front	0.409	0.212	0.119	0.170	0.621	0.528	0.579	0.289	0.698	No
	Left	0.207	0.117	0.379	0.098	0.324	0.586	0.305	0.477	0.684	No
	Right	0.439				0.473	0.450	0.445	0.017	0.456	No
	Top		0.401	0.172	0.371	0.401	0.172	0.371	0.543	0.543	No
	Bottom	0.294				0.294	0.294	0.294	0.000	0.294	No
LTE Band 48	Rear	0.145	0.290	0.257	0.212	0.434	0.401	0.356	0.469	0.613	No
	Front	0.124	0.212	0.119	0.170	0.335	0.242	0.293	0.289	0.412	No
	Left	0.487	0.117	0.379	0.098	0.604	0.866	0.585	0.477	0.964	No
	Right					0.034	0.011	0.006	0.017	0.017	No
	Top	0.171	0.401	0.172	0.371	0.571	0.342	0.541	0.543	0.713	No
	Bottom					0.000	0.000	0.000	0.000	0.000	No
LTE Band 66	Rear	0.723	0.290	0.257	0.212	1.013	0.980	0.935	0.469	1.192	No
	Front	0.431	0.212	0.119	0.170	0.643	0.550	0.601	0.289	0.720	No
	Left	0.093	0.117	0.379	0.098	0.210	0.472	0.191	0.477	0.570	No
	Right	0.082				0.116	0.093	0.088	0.017	0.099	No
	Top		0.401	0.172	0.371	0.401	0.172	0.371	0.543	0.543	No
	Bottom	1.080				1.080	1.080	1.080	0.000	1.080	No
NR Band n2	Rear	0.342	0.290	0.257	0.212	0.632	0.599	0.554	0.469	0.811	No
	Front	0.178	0.212	0.119	0.170	0.390	0.297	0.348	0.289	0.467	No
	Left	0.018	0.117	0.379	0.098	0.135	0.397	0.116	0.477	0.495	No
	Right	0.027				0.061	0.038	0.033	0.017	0.044	No
	Top		0.401	0.172	0.371	0.401	0.172	0.371	0.543	0.543	No
	Bottom	0.790				0.790	0.790	0.790	0.000	0.790	No
NR Band n5	Rear	0.352	0.290	0.257	0.212	0.642	0.609	0.564	0.469	0.821	No
	Front	0.173	0.212	0.119	0.170	0.385	0.292	0.343	0.289	0.462	No
	Left	0.045	0.117	0.379	0.098	0.162	0.424	0.143	0.477	0.522	No
	Right	0.106				0.140	0.117	0.112	0.017	0.123	No
	Top		0.401	0.172	0.371	0.401	0.172	0.371	0.543	0.543	No
	Bottom	0.164				0.164	0.164	0.164	0.000	0.164	No

Simultaneous Transmission Summation Scenario with 2.4 GHz Ant WLAN & 5 GHz WLAN SAR & BT (10 mm)											
Band		WWAN SAR (W/kg)	2.4 GHz WLAN SAR (W/kg)	5 GHz WLAN SAR (W/kg)	Bluetooth SAR (W/kg)	∑ 1-g SAR (W/kg)	∑ 1-g SAR (W/kg)	∑ 1-g SAR (W/kg)	∑ 1-g SAR (W/kg)	∑ 1-g SAR (W/kg)	SPLSR (Yes/No)
		1	2	3	4	1+2	1+3	1+4	3+4	1+3+4	
NR Band n66	Rear	0.616	0.290	0.257	0.212	0.906	0.873	0.828	0.469	1.085	No
	Front	0.327	0.212	0.119	0.170	0.539	0.446	0.497	0.289	0.616	No
	Left	0.066	0.117	0.379	0.098	0.183	0.445	0.164	0.477	0.543	No
	Right	0.060				0.094	0.071	0.066	0.017	0.077	No
	Top		0.401	0.172	0.371	0.401	0.172	0.371	0.543	0.543	No
	Bottom	0.790				0.790	0.790	0.790	0.000	0.790	No
NR Band n77	Rear	0.278	0.290	0.257	0.212	0.568	0.535	0.49	0.469	0.747	No
	Front	0.066	0.212	0.119	0.170	0.278	0.185	0.236	0.289	0.355	No
	Left	0.486	0.117	0.379	0.098	0.603	0.865	0.584	0.477	0.963	No
	Right										No
	Top	0.209	0.401	0.172	0.371	0.61	0.381	0.58	0.543	0.752	No
	Bottom										No
NR Band n77 (DoD)	Rear	0.232	0.290	0.257	0.212	0.522	0.489	0.444	0.469	0.701	No
	Front	0.095	0.212	0.119	0.170	0.307	0.214	0.265	0.289	0.384	No
	Left	0.331	0.117	0.379	0.098	0.448	0.71	0.429	0.477	0.808	No
	Right										No
	Top	0.189	0.401	0.172	0.371	0.59	0.361	0.56	0.543	0.732	No
	Bottom										No

14.4 Phablet SAR Simultaneous Transmission Analysis

Simultaneous Transmission Scenario with 5G WLAN Phablet					
Band		WWAN SAR (W/kg)	5 GHz WLAN SAR (W/kg)	∑ 10-g SAR (W/kg)	SPLSR
		1	2	1+2	(Yes/No)
UMTS Band 2	Rear	1.623	0.980	2.603	No
	Front	0.876	1.371	2.247	No
	Left	0.231	2.498	2.729	No
	Right	0.311	0.048	0.359	No
	Top		0.610	0.61	No
	Bottom	2.526		2.526	No
LTE Band 2	Rear	2.068	0.979	3.047	No
	Front	1.058	1.371	2.429	No
	Left	0.217	2.498	2.715	No
	Right	0.36	0.048	0.408	No
	Top		0.609	0.609	No
	Bottom	2.597		2.597	No
LTE Band 66	Rear	1.362	0.980	2.342	No
	Front	0.643	1.371	2.014	No
	Left	0.360	2.498	2.858	No
	Right	0.223	0.048	0.271	No
	Top		0.610	0.61	No
	Bottom	2.191		2.191	No
NR Band n2	Rear	1.406	0.980	2.386	No
	Front	0.696	1.371	2.067	No
	Left	0.14	2.498	2.638	No
	Right	0.223	0.048	0.271	No
	Top		0.610	0.61	No
	Bottom	1.762		1.762	No
NR Band n66	Rear	1.125	0.980	2.105	No
	Front	0.733	1.371	2.104	No
	Left	0.389	2.498	2.887	No
	Right	0.249	0.048	0.297	No
	Top		0.610	0.61	No
	Bottom	1.702		1.702	No
NR Band n77	Rear	0.814	0.980	1.794	No
	Front		1.371	1.371	No
	Left	1.42	2.498	**3.918**	No
	Right		0.048		No
	Top	0.479	0.610	1.089	No
	Bottom			0.048	No
NR Band n77 (DoD)	Rear	0.552	0.980	1.532	No
	Front		1.371	1.371	No
	Left	**1.272**	2.498	3.717	No
	Right		0.048	0.048	No
	Top	0.407	0.610	1.017	No
	Bottom				No

14.5 Simultaneous Transmission Conclusion

The above numerical summed SAR Results are sufficient to determine that simultaneous transmission cases will not exceed the SAR Limit and therefore no measured volumetric simultaneous SAR summation is required per FCC KDB Publication 447498 D01v06 and IEEE1528-2013.

15. SAR Measurement Variability and Uncertainty

In accordance with KDB procedure 865664 D01v01r04 SAR measurement 100 MHz to 6 GHz, SAR additional measurements are repeated after the completion of all measurements requiring the same head or body tissue-equivalent medium in a frequency band. The test device should be returned to ambient conditions (normal room temperature) with the battery fully charged before it is re-mounted on the device holder for the repeated measurement(s) to minimize any unexpected variations in the repeated results.

SAR Measurement variability was assessed using the following procedures for each frequency band:
1) Repeated measurement is not required when the original highest measured SAR is < 0.80 W/kg for 1g SAR or < 2.0 W/kg for 10g SAR; steps 2) through 4) do not apply.

2) When the original highest measured 1g SAR is ≥ 0.80 W/kg or 10g SAR ≥ 2.0W/kg, repeat that measurement once.

3) Perform a second repeated measurement only if the ratio of largest to smallest SAR for the original and first repeated measurements is > 1.20 or when the original or repeated measurement is ≥ 1.45 W/kg for 1g SAR or ≥ 3.625 W/kg for 10g SAR (~ 10% from the 1-g SAR limit).

4) Perform a third repeated measurement only if the original, first or second repeated measurement is ≥1.5 W/kg for 1g SAR or ≥3.75 W/kg for 10g SAR and the ratio of largest to smallest SAR for the original, first and second repeated measurements is > 1.20.

Head SAR measurement variability Results

Frequency		Mode/Band	Configuration	Measured SAR (W/kg)	Repeated SAR (W/kg)	SAR Ratio
MHz	Channel					
3 624.99	641666	NR Band n48	Right Cheek (1RB, 53 RB Offset)	0.932	0.822	1.13
3 750	650000	NR Band n77	Right Cheek (1RB, 1 RB Offset)	0.878	0.848	1.04
3500.01	633334	NR Band n77 (DoD)	Right Cheek (1RB, 1 RB Offset)	0.815	0.812	1.00

Hotspot SAR measurement variability Results

Frequency		Mode/Band	Configuration	Measured SAR (W/kg)	Repeated SAR (W/kg)	SAR Ratio
MHz	Channel					
1 880	18900	LTE Band 2	Bottom (50RB, 25 Offset)	0.904	0.888	1.02
1 770	132572	LTE Band 66	Bottom (50RB, 25 Offset)	0.919	0.919	1.00

Phablet SAR measurement variability Results

Frequency		Mode/Band	Configuration	Measured SAR (W/kg)	Repeated SAR (W/kg)	SAR Ratio
MHz	Channel					
1 907.6	9538	UMTS Band 2	Bottom	2.320	2.320	1.00
1 900	19100	LTE Band 2	Bottom (1RB, 49 Offset)	2.210	2.210	1.00
5 320	64	5GHz WLAN (802.11a)	Left	2.230	2.28	1.02

16. Measurement Uncertainty

The measured SAR was <1.5 W/Kg for 1g SAR and <3.75 W/Kg For 10g SAR for all frequency bands. Therefore, per KDB Publication 865664 D01v01r04, the extended measurement uncertainty analysis per IEEE1528-2013 was not required.

17. SAR Test Equipment

Manufacturer	Type / Model	S/N	Calib. Date	Calib.Interval	Calib.Due
SPEAG	SAM Phantom	-	N/A	N/A	N/A
HP	SAR System Control PC	-	N/A	N/A	N/A
Staubli	CS8Cspeag-TX90	F12/5K9GA1/C/01	N/A	N/A	N/A
Staubli	CS8Cspeag-TX90	F08/5AJ0A1C/01	N/A	N/A	N/A
Staubli	TX90 XLspeag	F12/5K9GA1/A/01	N/A	N/A	N/A
Staubli	TX90 XLspeag	F08/5AJ0A1/A/01	N/A	N/A	N/A
Staubli	Teach Pendant (Joystick)	S-1206 0513	N/A	N/A	N/A
Staubli	Teach Pendant (Joystick)	S-0008	N/A	N/A	N/A
TESTO	175-H1/Thermometer	40331939309	01/26/2021	Annual	01/26/2022
TESTO	175-H1/Thermometer	40331949309	11/15/2021	Annua	01/26/2022
SPEAG	DAE4	504	02/19/2021	Annual	02/19/2022
SPEAG	DAE4	1687	06/21/2021	Annual	06/21/2022
SPEAG	E-Field Probe EX3DV4	7309	04/20/2021	Annual	04/20/2022
SPEAG	E-Field Probe EX3DV4	7370	08/26/2021	Annual	08/26/2022
SPEAG	E-Field Probe EX3DV4	7655	05/21/2021	Annual	05/21/2022
SPEAG	Dipole D750V3	1014	06/01/2021	Annual	06/01/2022
SPEAG	Dipole D835V2	4d165	08/03/2021	Annual	08/03/2022
SPEAG	Dipole D1800V2	2d015	07/30/2021	Annual	07/30/2022
SPEAG	Dipole D1900V2	5d061	11/24/2021	Annual	11/24/2022
SPEAG	Dipole D2450V2	965	06/15/2021	Annual	06/15/2022
SPEAG	Dipole D2600V2	1106	07/30/2021	Annual	07/30/2022
SPEAG	Dipole D5GHzV2	1107	07/22/2021	Annual	07/22/2022
SPEAG	Dipole D3500V2	1040	02/17/2021	Annual	02/17/2022
SPEAG	Dipole D3700V2	1105	11/22/2021	Annual	11/22/2022
SPEAG	Dipole D3900V2	1019	06/09/2021	Annual	06/09/2022
Agilent	Power Meter E4419B	MY41291386	10/06/2021	Annual	10/06/2022
Agilent	Power Meter N1911A	MY45101406	07/08/2021	Annual	07/08/2022
Agilent	Power Sensor 8481A	SG1091286	10/06/2021	Annual	10/06/2022
Agilent	Power Sensor 8481A	MY41090675	10/06/2021	Annual	10/06/2022
Agilent	Power Sensor N1921A	MY55220026	08/05/2021	Annual	08/05/2022
SPEAG	DAKS 3.5	1038	03/17/2021	Annual	03/17/2022
Agilent	WIRELESS COMMUNICATION E5515C	MY48360252	07/23/2021	Annual	07/23/2022
R&S	Wireless Communication Test Set CMW500	115733	04/15/2021	Annual	04/15/2022
Agilent	11636B/Power Divider	58698	02/26/2021	Annual	02/26/2022
OSI	Power Divider	#1	06/24/2021	Annual	06/24/2022
OSI	Power Divider	#2	06/24/2021	Annual	06/24/2022
OSI	Power Divider	#3	06/24/2021	Annual	06/24/2022
OSI	Power Divider	#4	06/24/2021	Annual	06/24/2022
OSI	Power Divider	#5	06/24/2021	Annual	06/24/2022
OSI	Power Divider	#6	06/24/2021	Annual	06/24/2022
EMPOWER	RF Power Amplifier	1084	06/25/2021	Annual	06/25/2022
EMPOWER	RF Power Amplifier	1041D/C0508	06/24/2021	Annual	06/24/2022
MICRO LAB	LP Filter / LA-15N	10453	10/06/2021	Annual	10/06/2022
MICRO LAB	LP Filter / LA-30N	-	10/06/2021	Annual	10/06/2022
MICRO LAB	LP Filter / LA-60N	32011	10/06/2021	Annual	10/06/2022
HP	Attenuator (3dB) 333340A	02427	09/06/2021	Annual	09/06/2022
HP	Attenuator (20dB) 8493C	09271	09/06/2021	Annual	09/17/2022
Agilent	Directional Bridge 86205A	3140A03878	05/28/2021	Annual	05/28/2022
Agilent	MXA Signal Analyzer N9020A	MY50510407	10/20/2021	Annual	10/20/2022

Manufacturer	Type / Model	S/N	Calib. Date	Calib.Interval	Calib.Due
Anritsu	Radio Communication Tester MT8820C	6200695605	04/15/2021	Annual	04/15/2022
Anritsu	Radio Communication Tester MT8821C	6201502997	07/08/2021	Annual	07/08/2022
Anritsu	Radio Communication Tester MT8821C	6262044720	12/20/2021	Annual	12/20/2022
Anritsu	Radio Communication Tester MT8821C	6262287674	05/25/2021	Annual	05/25/2022
Anritsu	Radio Communication Tester MT8821C	6262287678	05/25/2021	Annual	05/25/2022
Anritsu	Radio Communication Test Station MT8000A	6262036812	12/18/2020	Annual	12/18/2021
Anritsu	Radio Communication Test Station MT8000A	6262036812	12/20/2021	Annual	12/20/2022
ROHDE&SCHWARZ	BLUETOOTH TESTER CBT	100272	02/26/2021	Annual	02/26/2022

* The E-field probe was calibrated by SPEAG, by the waveguide technique procedure. Dipole Verification measurement is performed by HCT Lab. before each test. The brain/body simulating material is calibrated by HCT using the DAKS 3.5 to determine the conductivity and permittivity (dielectric constant) of the brain/body-equivalent material.

18. Conclusion

The SAR measurement indicates that the EUT complies with the RF radiation exposure limits of the ANSI/ IEEE C95.1 - 2005.

These measurements were taken to simulate the RF effects exposure under worst-case conditions. Precise laboratory measures were taken to assure repeatability of the tests. The results and statements relate only to the item(s) tested.

Please note that the abortion and distribution of electromagnetic energy in the body are very complex phenomena the depend on the mass, shape, and size of the body, the orientation of the body with respect to the field vectors, and the electrical properties of both the body and the environment. Other variables that may play a substantial role in possible biological effects are those that characterize the environment (e.g. ambient temperature, air velocity, relative humidity, and body insulation) and those that characterize the individual (e.g. age, gender, activity level, debilitation, or disease). Because various factors may interact with one another to vary the specific biological outcome of an exposure to electromagnetic fields, any protection guide should consider maximal amplification of biological effects as a result of field-body interactions, environmental conditions, and physiological variables.

19. References

[1] Federal Communications Commission, ET Docket 93-62, Guidelines for Evaluating the Environmental Effects of Radio frequency Radiation, Aug. 1996.

[2] ANSI/IEEE C95.1 - 2005 , American National Standard safety levels with respect to human exposure to radio frequency electromagnetic fields, 300 kHz to 300 ㎓, New York: IEEE, Sept. 1992

[3] ANSI/IEEE C 95.1 - 2005, American National Standard safety levels with respect to human exposure to radio frequency electromagnetic fields, 3 kHz to 300 ㎓, New York: IEEE, 2006

[4 ANSI/IEEE C95.3 - 2002, IEEE Recommended Practice for the Measurement of Potentially Hazardous Electromagnetic Fields - RF and Microwave, New York: December 2002.

[5] IEEE Standards Coordinating Committee 34 – IEEE Std. 1528-2013, IEEE Recommended Practice or Determining the Peak Spatial-Average Specific Absorption Rate (SAR) in the Human Body from Wireless Communications Devices

[6] NCRP, National Council on Radiation Protection and Measurements, Biological Effects and Exposure Criteria for Radio Frequency Electromagnetic Fields, NCRP Report No. 86, 1986. Reprinted Feb. 1995.

[7] T. Schmid, O. Egger, N. Kuster, Automated E-field scanning system for dosimetric assessments, IEEE Transaction on Microwave Theory and Techniques, vol. 44, Jan. 1996, pp. 105-113.

[8] K. Pokovic, T. Schmid, N. Kuster, Robust setup for precise calibration of E-field probes in tissue simulating liquids at mobile communications frequencies, ICECOM97, Oct. 1997, pp. 120-124.

[9] K. Pokovic, T. Schmid, and N. Kuster, E-field Probe with improved isotropy in brain simulating liquids, Proceedings of the ELMAR, Zadar, Croatia, June 23-25, 1996, pp. 172-175.

[10] Schmid & Partner Engineering AG, Application Note: Data Storage and Evaluation, June 1998, p2.

[11] V. Hombach, K. Meier, M. Burkhardt, E. Kuhn, N. Kuster, The Dependence of EM Energy Absorption upon Human Head Modeling at 900 ㎒, IEEE Transaction on Microwave Theory and Techniques, vol. 44 no. 10, Oct. 1996, pp. 1865-1873.

[12] N. Kuster and Q. Balzano, Energy absorption mechanism by biological bodies in the near field of dipole antennas above 300 ㎒, IEEE Transaction on Vehicular Technology, vol. 41, no. 1, Feb. 1992, pp. 17-23.

[13] G. Hartsgrove, A. Kraszewski, A. Surowiec, Simulated Biological Materials for Electromagnetic Radiation Absorption Studies, University of Ottawa, Bioelectro magnetics, Canada: 1987, pp. 29-36.

[14] Q. Balzano, O. Garay, T. Manning Jr., Electromagnetic Energy Exposure of Simulated Users of Portable Cellular Telephones, IEEE Transactions on Vehicular Technology, vol. 44, no.3, Aug. 1995.

[15] W. Gander, Computer mathematick, Birkhaeuser, Basel, 1992.

[16] W.H. Press, S.A. Teukolsky, W.T. Vetterling, and B.P. Flannery, Numerical Recepies in C, The Art of Scientific Computing, Second edition, Cambridge University Press, 1992.

[17] N. Kuster, R. Kastle, T. Schmid, Dosimetric evaluation of mobile communications equipment with known precision, IEEE Transaction on Communications, vol. E80-B, no. 5, May 1997, pp. 645-652.

[18] CENELEC CLC/SC111B, European Prestandard (prENV 50166-2), Human Exposure to Electromagnetic Fields High-frequency: 10 kHz-300 ㎓, Jan. 1995.

[19] Prof. Dr. Niels Kuster, ETH, EidgenØssische Technische Hoschschule Zòrich, Dosimetric Evaluation of the Cellular Phone.

[20] IEC 62209-1, Human exposure to radio frequency fields from hand-held and body-mounted wireless communication devices – Human models, instrumentation and procedures – Part 1:Procedure to determine the

specific absorption rate (SAR) for hand-held devices used in close proximity to the ear (frequency range of 300 MHz to 3 GHz), July. 2016..

[21] IEC 62209-2, Human exposure to radio frequency fields from hand-held and body-mounted wireless communication devices – Human models, instrumentation, and procedures – Part 2: Procedure to determine the specific absorption rate (SAR) for wireless communication devices used in close proximity to the human body (frequency range of 30 MHz to 6 GHz) Mar. 2010.

[22] Industry Canada RSS-102 Radio Frequency Exposure Compliance of Radio Communication Apparatus (All Frequency Band) Issue 5, March 2015.

[23] Health Canada Safety Code 6 Limits of Human Exposure to Radio Frequency Electromagnetic Fields in the Frequency Rage from 3 kHz – 300 GHz, 2009

[24] FCC SAR Test procedures for 2G-3G Devices, Mobile Hotspot and UMPC Device KDB 941225 D01.

[25] SAR Measurement Guidance for IEEE 802.11 transmitters, KDB 248227 D01v02r02

[26] SAR Evaluation of Handsets with Multiple Transmitters and Antennas KDB 648474 D03, D04.

[27] SAR Evaluation for Laptop, Notebook, Netbook and Tablet computers KDB 616217 D04.

[28] SAR Measurement and Reporting Requirements for 100 MHz – 6 GHz, KDB 865664 D01, D02.

[29] FCC General RF Exposure Guidance and SAR procedures for Dongles, KDB 447498 D01,D02.

Appendix *A.* DUT Ant. Information & SETUP PHOTO

Please refer to test DUT Ant. Information & setup photo file no. as follows:

Report No.
HCT-SR-2201-FC006-P