GSM

Communication System: UID 0, Generic GSM (0); Frequency: 836.6 MHz;Duty Cycle: 1:8.30042

T-Coil scan (scan for ANSI C63.19 2011 compliance)/GSM850 Voice ch190 FR V1/z (axial) wideband at peak ABM1/ABM Freq Resp(x,y,z,f) (1x1x1): Measurement grid: dx=10mm, dy=10mm

Signal Type: Audio File (.wav) 48k_voice_300-3000_2s.wav
Output Gain: 47.1
Measure Window Start: 500ms
Measure Window Length: 2000ms
BWC applied: 10.80 dB
Device Reference Point: 0, 0, -6.3 mm

Category	Telephone parameters WD signal quality [(signal+noise)-to-noise ratio in decibels]
Category T1	0 dB to 10 dB
Category T2	10 dB to 20 dB
Category T3	20 dB to 30 dB
Category T4	> 30 dB

Cursor:
Diff = 1.62 dB
BWC Factor = 10.80 dB
Location: 16.7, -1.3, 3.7 mm

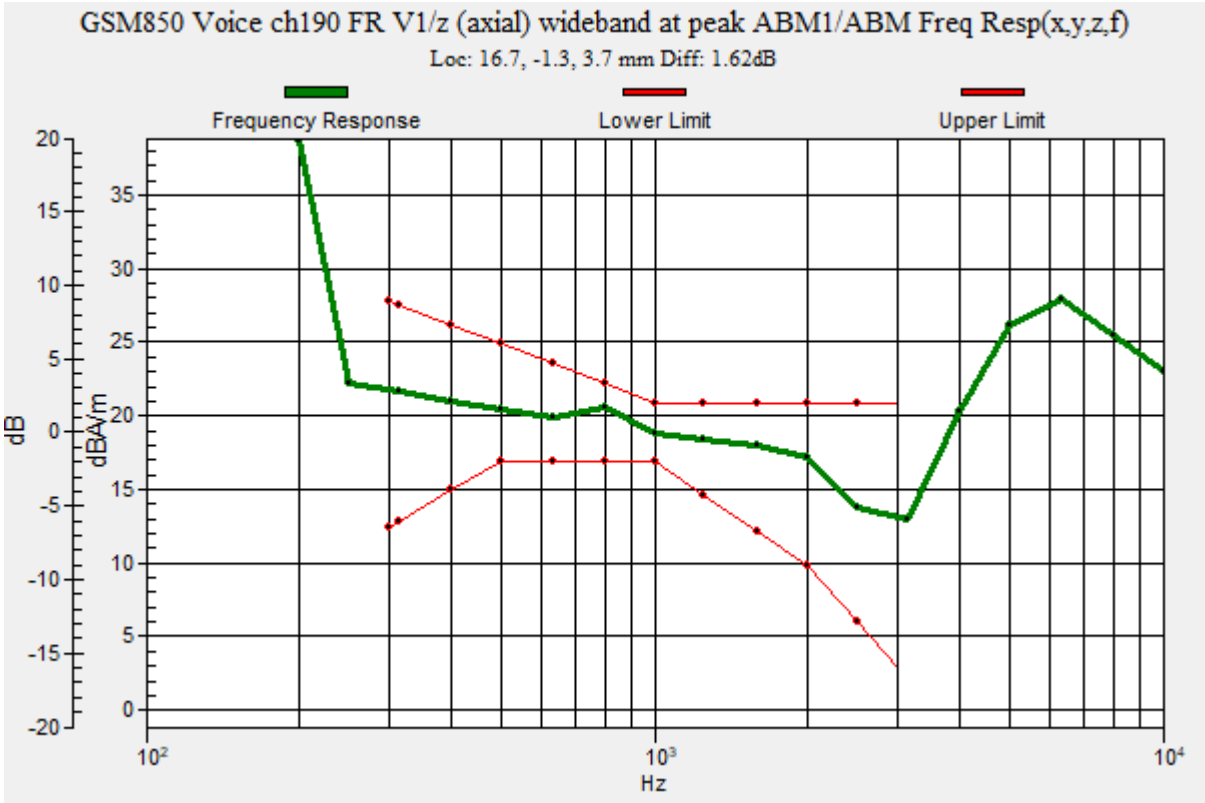

GSM

Communication System: UID 0, Generic GSM (0); Frequency: 836.6 MHz; Duty Cycle: 1:8.30042
Phantom section: TCoil Section
DASY5 Configuration:
- Probe: AM1DV3 - 3140; ; Calibrated: 2022-09-26
- Sensor-Surface: 0mm (Fix Surface)
- Electronics: DAE4 Sn1343; Calibrated: 2022-08-18
- Phantom: HAC Test Arch with AMCC; Type: SD HAC P01 BB
- Measurement SW: DASY52, Version 52.10 (4);SEMCAD X Version 14.6.14 (7483)

T-Coil scan (scan for ANSI C63.19 2011 compliance)/GSM850 Voice ch190 FR V1/z (axial) 4.2mm 50 x 50/ABM Interpolated Signal(x,y,z) (121x121x1): Interpolated grid: dx=1.000 mm, dy=1.000 mm

Signal Type: Audio File (.wav) 48k_voice_1kHz_1s.wav
Output Gain: 24.04
Measure Window Start: 300ms
Measure Window Length: 1000ms
BWC applied: 0.16 dB
Device Reference Point: 0, 0, -6.3 mm

Cursor:
ABM1/ABM2 = 36.34 dB
ABM1 = 20.77 dBA/m
ABM2 = -15.57 dBA/m
BWC Factor = 0.16 dB
Location: 16.7, -1.3, 3.7 mm



0 dB = 10.92 A/m = 20.76 dBA/m

GSM

Communication System: UID 0, Generic GSM (0); Frequency: 836.6 MHz; Duty Cycle: 1:8.30042
Phantom section: TCoil Section
DASY5 Configuration:
- Probe: AM1DV3 - 3140; ; Calibrated: 2022-09-26
- Sensor-Surface: 0mm (Fix Surface)
- Electronics: DAE4 Sn1343; Calibrated: 2022-08-18
- Phantom: HAC Test Arch with AMCC; Type: SD HAC P01 BB
- Measurement SW: DASY52, Version 52.10 (4);SEMCAD X Version 14.6.14 (7483)

T-Coil scan (scan for ANSI C63.19 2011 compliance)/GSM850 Voice ch190 FR V1/y (transversal) 4.2mm 50 x 50/ABM Interpolated Signal(x,y,z) (121x121x1): Interpolated grid: dx=1.000 mm, dy=1.000 mm

Signal Type: Audio File (.wav) 48k_voice_1kHz_1s.wav
Output Gain: 24.04
Measure Window Start: 300ms
Measure Window Length: 1000ms
BWC applied: 0.16 dB
Device Reference Point: 0, 0, -6.3 mm

Cursor:
ABM1/ABM2 = 24.43 dB
ABM1 = 12.13 dBA/m
ABM2 = -12.30 dBA/m
BWC Factor = 0.16 dB
Location: 16.7, -9.2, 3.7 mm

0 dB = 4.042 A/m = 12.13 dBA/m

GSM

Communication System: UID 0, Generic GSM (0); Frequency: 1880 MHz;Duty Cycle: 1:8.30042

T-Coil scan (scan for ANSI C63.19 2011 compliance)/GSM1900 Voice ch661 FR V1/z (axial) wideband at peak ABM1/ABM Freq Resp(x,y,z,f) (1x1x1): Measurement grid: dx=10mm, dy=10mm

Signal Type: Audio File (.wav) 48k_voice_300-3000_2s.wav
Output Gain: 47.1
Measure Window Start: 500ms
Measure Window Length: 2000ms
BWC applied: 10.80 dB
Device Reference Point: 0, 0, -6.3 mm

Category	Telephone parameters WD signal quality [(signal+noise)-to-noise ratio in decibels]
Category T1	0 dB to 10 dB
Category T2	10 dB to 20 dB
Category T3	20 dB to 30 dB
Category T4	> 30 dB

Cursor:
Diff = 1.70 dB
BWC Factor = 10.80 dB
Location: 16.7, -1.7, 3.7 mm

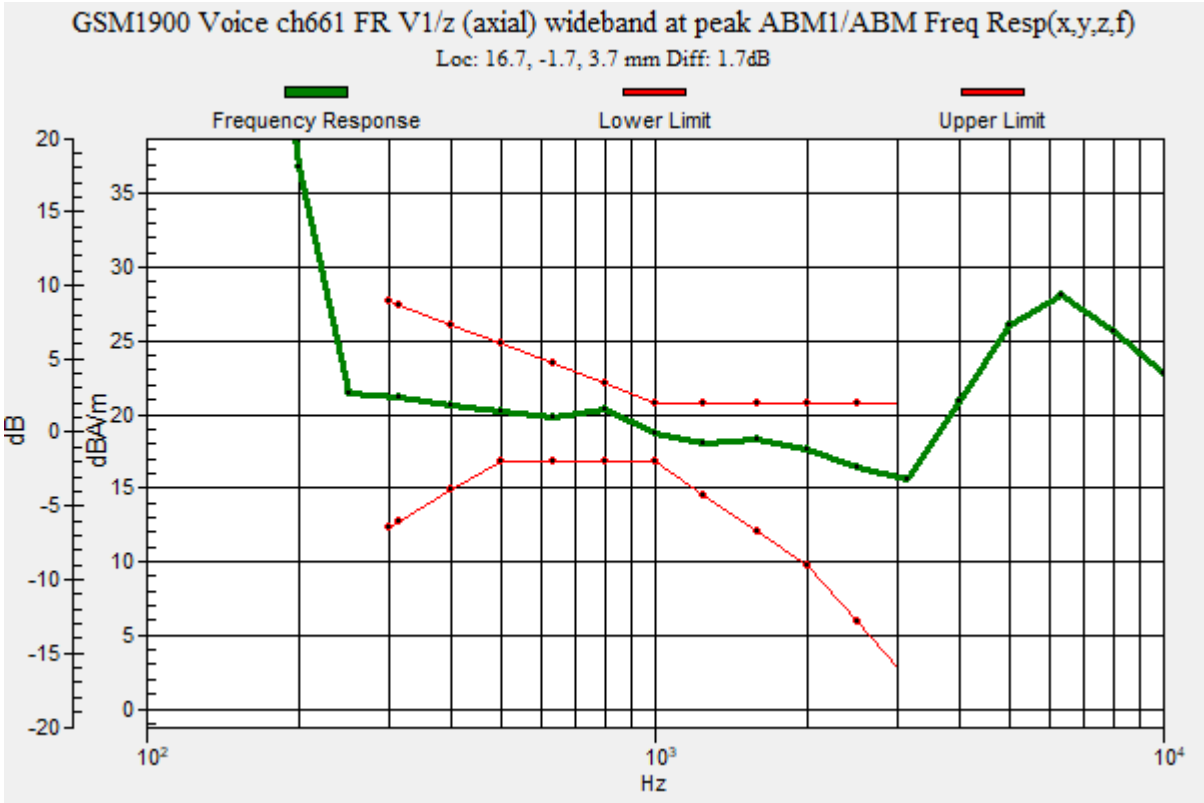

GSM

Communication System: UID 0, Generic GSM (0); Frequency: 1880 MHz; Duty Cycle: 1:8.30042
Phantom section: TCoil Section
DASY5 Configuration:
- Probe: AM1DV3 - 3140; ; Calibrated: 2022-09-26
- Sensor-Surface: 0mm (Fix Surface)
- Electronics: DAE4 Sn1343; Calibrated: 2022-08-18
- Phantom: HAC Test Arch with AMCC; Type: SD HAC P01 BB
- Measurement SW: DASY52, Version 52.10 (4);SEMCAD X Version 14.6.14 (7483)

T-Coil scan (scan for ANSI C63.19 2011 compliance)/GSM1900 Voice ch661 FR V1/z (axial) 4.2mm 50 x 50/ABM Interpolated Signal(x,y,z) (121x121x1): Interpolated grid: dx=1.000 mm, dy=1.000 mm

Signal Type: Audio File (.wav) 48k_voice_1kHz_1s.wav
Output Gain: 24.04
Measure Window Start: 300ms
Measure Window Length: 1000ms
BWC applied: 0.16 dB
Device Reference Point: 0, 0, -6.3 mm

Cursor:
ABM1/ABM2 = 52.60 dB
ABM1 = 20.73 dBA/m
ABM2 = -31.87 dBA/m
BWC Factor = 0.16 dB
Location: 16.7, -1.7, 3.7 mm



0 dB = 10.87 A/m = 20.72 dBA/m

GSM

Communication System: UID 0, Generic GSM (0); Frequency: 1880 MHz; Duty Cycle: 1:8.30042
Phantom section: TCoil Section
DASY5 Configuration:
- Probe: AM1DV3 - 3140; ; Calibrated: 2022-09-26
- Sensor-Surface: 0mm (Fix Surface)
- Electronics: DAE4 Sn1343; Calibrated: 2022-08-18
- Phantom: HAC Test Arch with AMCC; Type: SD HAC P01 BB
- Measurement SW: DASY52, Version 52.10 (4);SEMCAD X Version 14.6.14 (7483)

T-Coil scan (scan for ANSI C63.19 2011 compliance)/GSM1900 Voice ch661 FR V1/y (transversal) 4.2mm 50 x 50/ABM Interpolated Signal(x,y,z) (121x121x1): Interpolated grid: dx=1.000 mm, dy=1.000 mm

Signal Type: Audio File (.wav) 48k_voice_1kHz_1s.wav
Output Gain: 24.04
Measure Window Start: 300ms
Measure Window Length: 1000ms
BWC applied: 0.16 dB
Device Reference Point: 0, 0, -6.3 mm

Cursor:
ABM1/ABM2 = 35.20 dB
ABM1 = 12.19 dBA/m
ABM2 = -23.01 dBA/m
BWC Factor = 0.16 dB
Location: 16.7, -9.2, 3.7 mm



0 dB = 4.069 A/m = 12.19 dBA/m

WCDMA

Communication System: UID 0, UMTS-FDD (WCDMA) (0); Frequency: 1880 MHz;Duty Cycle: 1:1

T-Coil scan (scan for ANSI C63.19 2011 compliance)/WCDMA Band II ch9400 WBAMR6.6/z (axial) wideband at peak ABM1/ABM Freq Resp(x,y,z,f) (1x1x1): Measurement grid: dx=10mm, dy=10mm

Signal Type: Audio File (.wav) 48k_voice_300-3000_2s.wav
Output Gain: 47.1
Measure Window Start: 500ms
Measure Window Length: 2000ms
BWC applied: 10.80 dB
Device Reference Point: 0, 0, -6.3 mm

Category	Telephone parameters WD signal quality [(signal+noise)-to-noise ratio in decibels]
Category T1	0 dB to 10 dB
Category T2	10 dB to 20 dB
Category T3	20 dB to 30 dB
Category T4	> 30 dB

Cursor:
Diff = 2.00 dB
BWC Factor = 10.80 dB
Location: 16.3, -2.9, 3.7 mm

WCDMA

Communication System: UID 0, UMTS-FDD (WCDMA) (0); Frequency: 1880 MHz; Duty Cycle: 1:1
Phantom section: TCoil Section
DASY5 Configuration:
- Probe: AM1DV3 - 3140; ; Calibrated: 2022-09-26
- Sensor-Surface: 0mm (Fix Surface)
- Electronics: DAE4 Sn1343; Calibrated: 2022-08-18
- Phantom: HAC Test Arch with AMCC; Type: SD HAC P01 BB
- Measurement SW: DASY52, Version 52.10 (4);SEMCAD X Version 14.6.14 (7483)

T-Coil scan (scan for ANSI C63.19 2011 compliance)/WCDMA Band II ch9400 WBAMR6.6/z (axial) 4.2mm 50 x 50/ABM Interpolated Signal(x,y,z) (121x121x1): Interpolated grid: dx=1.000 mm, dy=1.000 mm

Signal Type: Audio File (.wav) 48k_voice_1kHz_1s.wav
Output Gain: 24.04
Measure Window Start: 300ms
Measure Window Length: 1000ms
BWC applied: 0.16 dB
Device Reference Point: 0, 0, -6.3 mm

Cursor:
ABM1/ABM2 = 58.15 dB
ABM1 = 20.55 dBA/m
ABM2 = -37.60 dBA/m
BWC Factor = 0.16 dB
Location: 16.3, -2.9, 3.7 mm



0 dB = 10.65 A/m = 20.55 dBA/m

WCDMA

Communication System: UID 0, UMTS-FDD (WCDMA) (0); Frequency: 1880 MHz; Duty Cycle: 1:1
Phantom section: TCoil Section
DASY5 Configuration:
- Probe: AM1DV3 - 3140; ; Calibrated: 2022-09-26
- Sensor-Surface: 0mm (Fix Surface)
- Electronics: DAE4 Sn1343; Calibrated: 2022-08-18
- Phantom: HAC Test Arch with AMCC; Type: SD HAC P01 BB
- Measurement SW: DASY52, Version 52.10 (4);SEMCAD X Version 14.6.14 (7483)

T-Coil scan (scan for ANSI C63.19 2011 compliance)/WCDMA Band II ch9400 WBAMR6.6/y (transversal) 4.2mm 50 x 50/ABM Interpolated Signal(x,y,z) (121x121x1):

Interpolated grid: dx=1.000 mm, dy=1.000 mm
Signal Type: Audio File (.wav) 48k_voice_1kHz_1s.wav
Output Gain: 24.04
Measure Window Start: 300ms
Measure Window Length: 1000ms
BWC applied: 0.16 dB
Device Reference Point: 0, 0, -6.3 mm

Cursor:
ABM1/ABM2 = 49.83 dB
ABM1 = 12.16 dBA/m
ABM2 = -37.67 dBA/m
BWC Factor = 0.16 dB
Location: 16.3, -10, 3.7 mm



0 dB = 4.057 A/m = 12.16 dBA/m

WCDMA

Communication System: UID 0, UMTS-FDD (WCDMA) (0); Frequency: 1732.6 MHz;Duty Cycle: 1:1

T-Coil scan (scan for ANSI C63.19 2011 compliance)/WCDMA Band IV ch1413 WBAMR6.6/z (axial) wideband at peak ABM1/ABM Freq Resp(x,y,z,f) (1x1x1): Measurement grid: dx=10mm, dy=10mm

Signal Type: Audio File (.wav) 48k_voice_300-3000_2s.wav
Output Gain: 47.1
Measure Window Start: 500ms
Measure Window Length: 2000ms
BWC applied: 10.80 dB
Device Reference Point: 0, 0, -6.3 mm

Category	Telephone parameters WD signal quality [(signal+noise)-to-noise ratio in decibels]
Category T1	0 dB to 10 dB
Category T2	10 dB to 20 dB
Category T3	20 dB to 30 dB
Category T4	> 30 dB

Cursor:
Diff = 2.00 dB
BWC Factor = 10.80 dB
Location: 15.8, -1.7, 3.7 mm

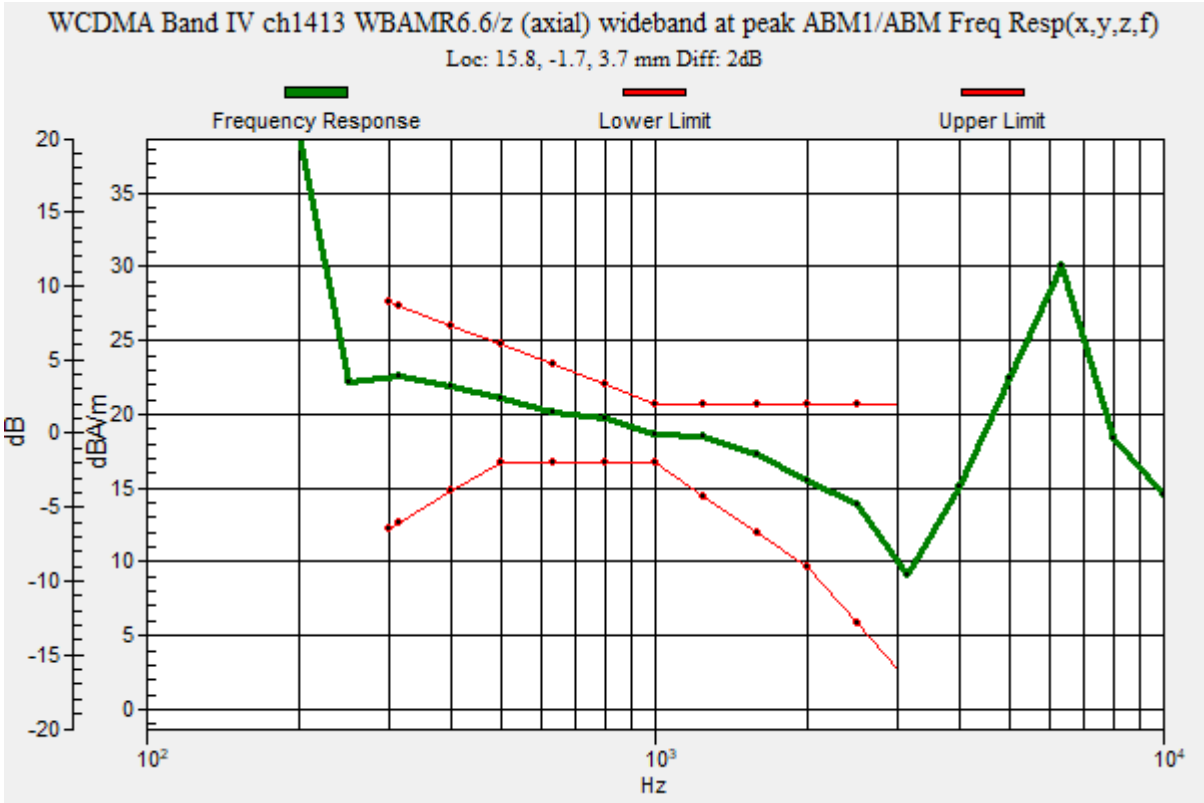

WCDMA

Communication System: UID 0, UMTS-FDD (WCDMA) (0); Frequency: 1732.6 MHz; Duty Cycle: 1:1
Phantom section: TCoil Section
DASY5 Configuration:
- Probe: AM1DV3 - 3140; ; Calibrated: 2022-09-26
- Sensor-Surface: 0mm (Fix Surface)
- Electronics: DAE4 Sn1343; Calibrated: 2022-08-18
- Phantom: HAC Test Arch with AMCC; Type: SD HAC P01 BB
- Measurement SW: DASY52, Version 52.10 (4);SEMCAD X Version 14.6.14 (7483)

T-Coil scan (scan for ANSI C63.19 2011 compliance)/WCDMA Band IV ch1413 WBAMR6.6/z (axial) 4.2mm 50 x 50/ABM Interpolated Signal(x,y,z) (121x121x1): Interpolated grid: dx=1.000 mm, dy=1.000 mm

Signal Type: Audio File (.wav) 48k_voice_1kHz_1s.wav
Output Gain: 24.04
Measure Window Start: 300ms
Measure Window Length: 1000ms
BWC applied: 0.16 dB
Device Reference Point: 0, 0, -6.3 mm

Cursor:
ABM1/ABM2 = 58.28 dB
ABM1 = 20.63 dBA/m
ABM2 = -37.65 dBA/m
BWC Factor = 0.16 dB
Location: 15.8, -1.7, 3.7 mm



0 dB = 10.75 A/m = 20.63 dBA/m

WCDMA

Communication System: UID 0, UMTS-FDD (WCDMA) (0); Frequency: 1732.6 MHz; Duty Cycle: 1:1
Phantom section: TCoil Section
DASY5 Configuration:
- Probe: AM1DV3 - 3140; ; Calibrated: 2022-09-26
- Sensor-Surface: 0mm (Fix Surface)
- Electronics: DAE4 Sn1343; Calibrated: 2022-08-18
- Phantom: HAC Test Arch with AMCC; Type: SD HAC P01 BB
- Measurement SW: DASY52, Version 52.10 (4);SEMCAD X Version 14.6.14 (7483)

T-Coil scan (scan for ANSI C63.19 2011 compliance)/WCDMA Band IV ch1413 WBAMR6.6/y (transversal) 4.2mm 50 x 50/ABM Interpolated Signal(x,y,z) (121x121x1):

Interpolated grid: dx=1.000 mm, dy=1.000 mm
Signal Type: Audio File (.wav) 48k_voice_1kHz_1s.wav
Output Gain: 24.04
Measure Window Start: 300ms
Measure Window Length: 1000ms
BWC applied: 0.16 dB
Device Reference Point: 0, 0, -6.3 mm

Cursor:
ABM1/ABM2 = 49.69 dB
ABM1 = 12.26 dBA/m
ABM2 = -37.43 dBA/m
BWC Factor = 0.16 dB
Location: 16.3, -9.6, 3.7 mm



0 dB = 4.101 A/m = 12.26 dBA/m

WCDMA

Communication System: UID 0, UMTS-FDD (WCDMA) (0); Frequency: 836.6 MHz;Duty Cycle: 1:1

T-Coil scan (scan for ANSI C63.19 2011 compliance)/WCDMA Band V ch4183 WBAMR6.6/z (axial) wideband at peak ABM1/ABM Freq Resp(x,y,z,f) (1x1x1): Measurement grid: dx=10mm, dy=10mm

Signal Type: Audio File (.wav) 48k_voice_300-3000_2s.wav
Output Gain: 47.1
Measure Window Start: 500ms
Measure Window Length: 2000ms
BWC applied: 10.80 dB
Device Reference Point: 0, 0, -6.3 mm

Category	Telephone parameters WD signal quality [(signal+noise)-to-noise ratio in decibels]
Category T1	0 dB to 10 dB
Category T2	10 dB to 20 dB
Category T3	20 dB to 30 dB
Category T4	> 30 dB

Cursor:
Diff = 1.44 dB
BWC Factor = 10.80 dB
Location: 15.8, -2.5, 3.7 mm

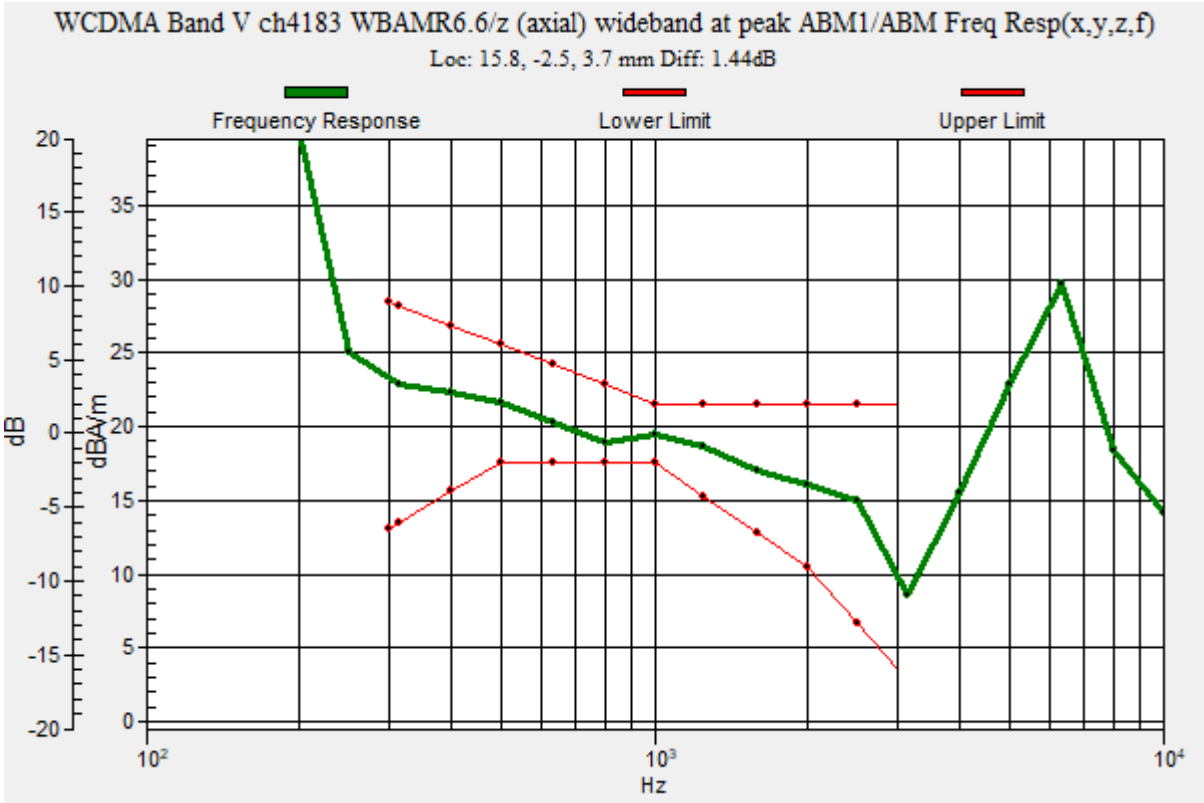

WCDMA

Communication System: UID 0, UMTS-FDD (WCDMA) (0); Frequency: 836.6 MHz; Duty Cycle: 1:1
Phantom section: TCoil Section
DASY5 Configuration:
- Probe: AM1DV3 - 3140; ; Calibrated: 2022-09-26
- Sensor-Surface: 0mm (Fix Surface)
- Electronics: DAE4 Sn1343; Calibrated: 2022-08-18
- Phantom: HAC Test Arch with AMCC; Type: SD HAC P01 BB
- Measurement SW: DASY52, Version 52.10 (4);SEMCAD X Version 14.6.14 (7483)

T-Coil scan (scan for ANSI C63.19 2011 compliance)/WCDMA Band V ch4183 WBAMR6.6/z (axial) 4.2mm 50 x 50/ABM Interpolated Signal(x,y,z) (121x121x1): Interpolated grid: dx=1.000 mm, dy=1.000 mm

Signal Type: Audio File (.wav) 48k_voice_1kHz_1s.wav
Output Gain: 24.04
Measure Window Start: 300ms
Measure Window Length: 1000ms
BWC applied: 0.16 dB
Device Reference Point: 0, 0, -6.3 mm

Cursor:
ABM1/ABM2 = 62.67 dB
ABM1 = 20.47 dBA/m
ABM2 = -42.20 dBA/m
BWC Factor = 0.16 dB
Location: 15.8, -2.5, 3.7 mm



0 dB = 10.56 A/m = 20.47 dBA/m

WCDMA

Communication System: UID 0, UMTS-FDD (WCDMA) (0); Frequency: 836.6 MHz; Duty Cycle: 1:1
Phantom section: TCoil Section
DASY5 Configuration:
- Probe: AM1DV3 - 3140; ; Calibrated: 2022-09-26
- Sensor-Surface: 0mm (Fix Surface)
- Electronics: DAE4 Sn1343; Calibrated: 2022-08-18
- Phantom: HAC Test Arch with AMCC; Type: SD HAC P01 BB
- Measurement SW: DASY52, Version 52.10 (4);SEMCAD X Version 14.6.14 (7483)

T-Coil scan (scan for ANSI C63.19 2011 compliance)/WCDMA Band V ch4183 WBAMR6.6/y (transversal) 4.2mm 50 x 50/ABM Interpolated Signal(x,y,z) (121x121x1):

Interpolated grid: dx=1.000 mm, dy=1.000 mm
Signal Type: Audio File (.wav) 48k_voice_1kHz_1s.wav
Output Gain: 24.04
Measure Window Start: 300ms
Measure Window Length: 1000ms
BWC applied: 0.16 dB
Device Reference Point: 0, 0, -6.3 mm

Cursor:
ABM1/ABM2 = 51.82 dB
ABM1 = 12.37 dBA/m
ABM2 = -39.45 dBA/m
BWC Factor = 0.16 dB
Location: 16.3, -10, 3.7 mm



0 dB = 4.152 A/m = 12.37 dBA/m

VoLTE_FDD

Communication System: UID 0, LTE (FDD) (0); Frequency: 2535 MHz;Duty Cycle: 1:1

T-Coil scan (scan for ANSI C63.19 2011 compliance)/LTE Band 7 20MHz 16QAM RB1/0 ch21100 WBAMR6.6/z (axial) wideband at peak ABM1/ABM Freq Resp(x,y,z,f) (1x1x1):

Measurement grid: dx=10mm, dy=10mm
Signal Type: Audio File (.wav) 48k_voice_300-3000_2s.wav
Output Gain: 47.1
Measure Window Start: 500ms
Measure Window Length: 2000ms
BWC applied: 10.80 dB
Device Reference Point: 0, 0, -6.3 mm

Category	Telephone parameters WD signal quality [(signal+noise)-to-noise ratio in decibels]
Category T1	0 dB to 10 dB
Category T2	10 dB to 20 dB
Category T3	20 dB to 30 dB
Category T4	> 30 dB

Cursor:
Diff = 1.78 dB
BWC Factor = 10.80 dB
Location: 15.4, -0.8, 3.7 mm

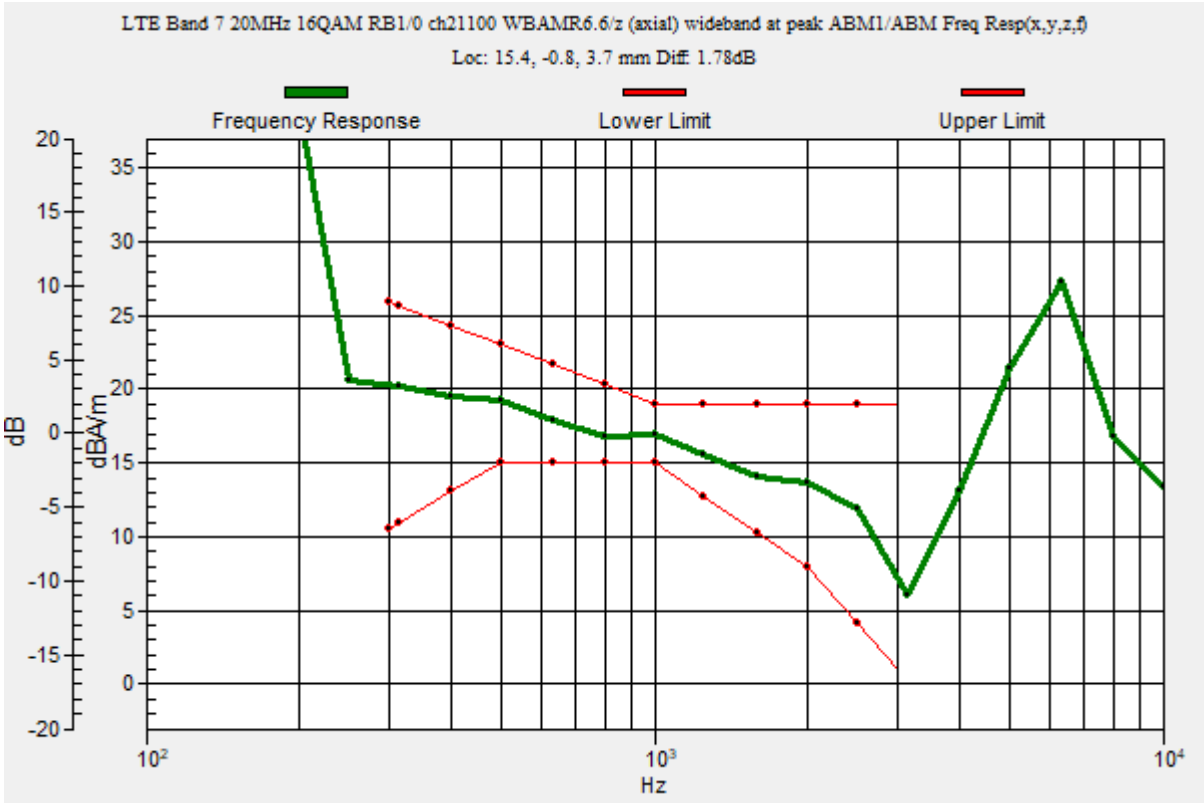

VoLTE_FDD

Communication System: UID 0, LTE (FDD) (0); Frequency: 2535 MHz; Duty Cycle: 1:1
Phantom section: TCoil Section
DASY5 Configuration:
- Probe: AM1DV3 - 3140; ; Calibrated: 2022-09-26
- Sensor-Surface: 0mm (Fix Surface)
- Electronics: DAE4 Sn1343; Calibrated: 2022-08-18
- Phantom: HAC Test Arch with AMCC; Type: SD HAC P01 BB
- Measurement SW: DASY52, Version 52.10 (4);SEMCAD X Version 14.6.14 (7483)

T-Coil scan (scan for ANSI C63.19 2011 compliance)/LTE Band 7 20MHz 16QAM RB1/0 ch21100 WBAMR6.6/z (axial) 4.2mm 50 x 50/ABM Interpolated Signal(x,y,z) (121x121x1):

Interpolated grid: dx=1.000 mm, dy=1.000 mm
Signal Type: Audio File (.wav) 48k_voice_1kHz_1s.wav
Output Gain: 24.04
Measure Window Start: 300ms
Measure Window Length: 1000ms
BWC applied: 0.16 dB
Device Reference Point: 0, 0, -6.3 mm

Cursor:
ABM1/ABM2 = 56.40 dB
ABM1 = 17.82 dBA/m
ABM2 = -38.58 dBA/m
BWC Factor = 0.16 dB
Location: 15.4, -0.8, 3.7 mm



0 dB = 7.779 A/m = 17.82 dBA/m

VoLTE_FDD

Communication System: UID 0, LTE (FDD) (0); Frequency: 2535 MHz; Duty Cycle: 1:1
Phantom section: TCoil Section
DASY5 Configuration:
- Probe: AM1DV3 - 3140; ; Calibrated: 2022-09-26
- Sensor-Surface: 0mm (Fix Surface)
- Electronics: DAE4 Sn1343; Calibrated: 2022-08-18
- Phantom: HAC Test Arch with AMCC; Type: SD HAC P01 BB
- Measurement SW: DASY52, Version 52.10 (4);SEMCAD X Version 14.6.14 (7483)

T-Coil scan (scan for ANSI C63.19 2011 compliance)/LTE Band 7 20MHz 16QAM RB1/0 ch21100 WBAMR6.6/y (transversal) 4.2mm 50 x 50/ABM Interpolated Signal(x,y,z) (121x121x1): Interpolated grid: dx=1.000 mm, dy=1.000 mm

Signal Type: Audio File (.wav) 48k_voice_1kHz_1s.wav
Output Gain: 24.04
Measure Window Start: 300ms
Measure Window Length: 1000ms
BWC applied: 0.16 dB
Device Reference Point: 0, 0, -6.3 mm

Cursor:
ABM1/ABM2 = 51.00 dB
ABM1 = 13.70 dBA/m
ABM2 = -37.30 dBA/m
BWC Factor = 0.16 dB
Location: 15.4, 5, 3.7 mm



0 dB = 4.841 A/m = 13.70 dBA/m

VoLTE_FDD

Communication System: UID 0, LTE (FDD) (0); Frequency: 707.5 MHz;Duty Cycle: 1:1

T-Coil scan (scan for ANSI C63.19 2011 compliance)/LTE Band 12 10MHz 16QAM RB1/0 ch23095 WBAMR6.6/z (axial) wideband at peak ABM1/ABM Freq Resp(x,y,z,f) (1x1x1):

Measurement grid: dx=10mm, dy=10mm
Signal Type: Audio File (.wav) 48k_voice_300-3000_2s.wav
Output Gain: 47.1
Measure Window Start: 500ms
Measure Window Length: 2000ms
BWC applied: 10.80 dB
Device Reference Point: 0, 0, -6.3 mm

Category	Telephone parameters WD signal quality [(signal+noise)-to-noise ratio in decibels]
Category T1	0 dB to 10 dB
Category T2	10 dB to 20 dB
Category T3	20 dB to 30 dB
Category T4	> 30 dB

Cursor:
Diff = 2.00 dB
BWC Factor = 10.80 dB
Location: 16.3, -1.3, 3.7 mm

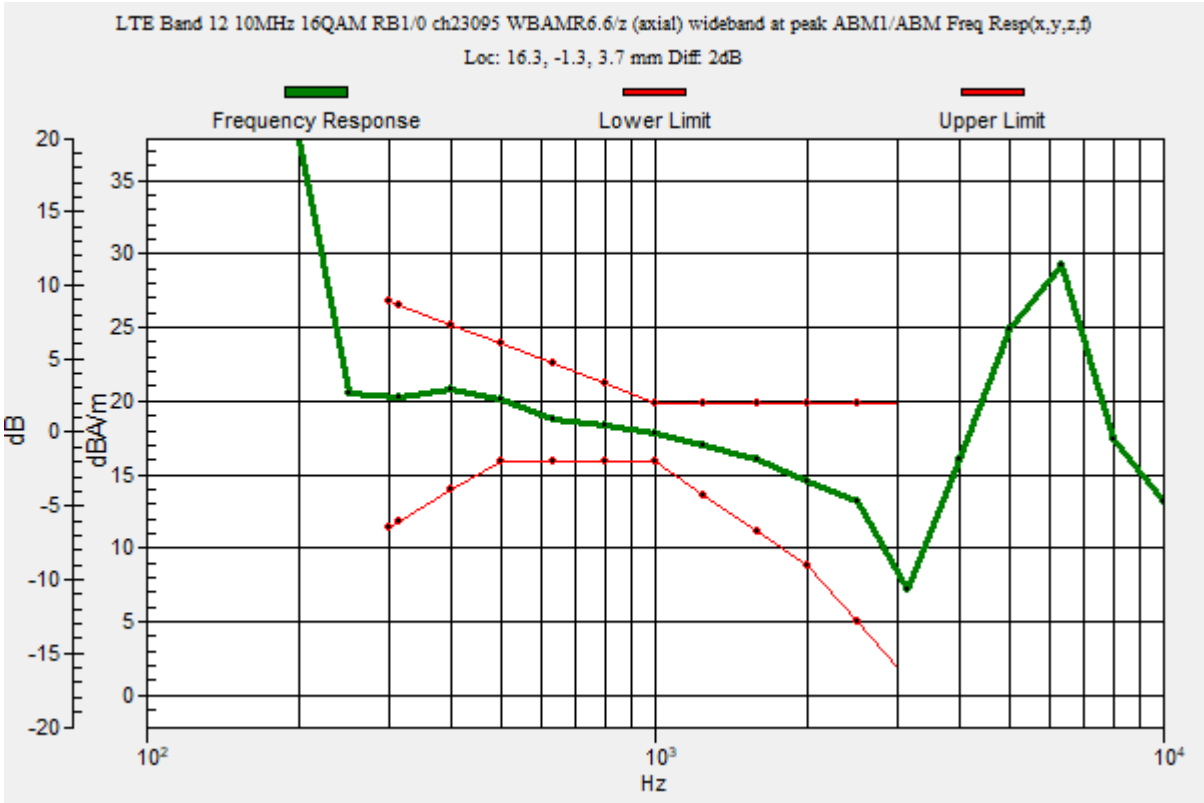

VoLTE_FDD

Communication System: UID 0, LTE (FDD) (0); Frequency: 707.5 MHz; Duty Cycle: 1:1
Phantom section: TCoil Section
DASY5 Configuration:
- Probe: AM1DV3 - 3140; ; Calibrated: 2022-09-26
- Sensor-Surface: 0mm (Fix Surface)
- Electronics: DAE4 Sn1343; Calibrated: 2022-08-18
- Phantom: HAC Test Arch with AMCC; Type: SD HAC P01 BB
- Measurement SW: DASY52, Version 52.10 (4);SEMCAD X Version 14.6.14 (7483)

T-Coil scan (scan for ANSI C63.19 2011 compliance)/LTE Band 12 10MHz 16QAM RB1/0 ch23095 WBAMR6.6/z (axial) 4.2mm 50 x 50/ABM Interpolated Signal(x,y,z) (121x121x1):

Interpolated grid: dx=1.000 mm, dy=1.000 mm
Signal Type: Audio File (.wav) 48k_voice_1kHz_1s.wav
Output Gain: 24.04
Measure Window Start: 300ms
Measure Window Length: 1000ms
BWC applied: 0.16 dB
Device Reference Point: 0, 0, -6.3 mm

Cursor:
ABM1/ABM2 = 59.38 dB
ABM1 = 18.74 dBA/m
ABM2 = -40.64 dBA/m
BWC Factor = 0.16 dB
Location: 16.3, -1.3, 3.7 mm



0 dB = 8.654 A/m = 18.74 dBA/m

VoLTE_FDD

Communication System: UID 0, LTE (FDD) (0); Frequency: 707.5 MHz; Duty Cycle: 1:1
Phantom section: TCoil Section
DASY5 Configuration:
- Probe: AM1DV3 - 3140; ; Calibrated: 2022-09-26
- Sensor-Surface: 0mm (Fix Surface)
- Electronics: DAE4 Sn1343; Calibrated: 2022-08-18
- Phantom: HAC Test Arch with AMCC; Type: SD HAC P01 BB
- Measurement SW: DASY52, Version 52.10 (4);SEMCAD X Version 14.6.14 (7483)

T-Coil scan (scan for ANSI C63.19 2011 compliance)/LTE Band 12 10MHz 16QAM RB1/0 ch23095 WBAMR6.6/y (transversal) 4.2mm 50 x 50/ABM Interpolated Signal(x,y,z) (121x121x1): Interpolated grid: dx=1.000 mm, dy=1.000 mm

Signal Type: Audio File (.wav) 48k_voice_1kHz_1s.wav
Output Gain: 24.04
Measure Window Start: 300ms
Measure Window Length: 1000ms
BWC applied: 0.16 dB
Device Reference Point: 0, 0, -6.3 mm

Cursor:
ABM1/ABM2 = 47.27 dB
ABM1 = 10.67 dBA/m
ABM2 = -36.60 dBA/m
BWC Factor = 0.16 dB
Location: 16.3, 7.5, 3.7 mm



0 dB = 3.416 A/m = 10.67 dBA/m

VoLTE_FDD

Communication System: UID 0, LTE (FDD) (0); Frequency: 782 MHz;Duty Cycle: 1:1

T-Coil scan (scan for ANSI C63.19 2011 compliance)/LTE Band 13 10MHz 16QAM RB1/0 ch23230 WBAMR6.6/z (axial) wideband at peak ABM1/ABM Freq Resp(x,y,z,f) (1x1x1):

Measurement grid: dx=10mm, dy=10mm
Signal Type: Audio File (.wav) 48k_voice_300-3000_2s.wav
Output Gain: 47.1
Measure Window Start: 500ms
Measure Window Length: 2000ms
BWC applied: 10.80 dB
Device Reference Point: 0, 0, -6.3 mm

Category	Telephone parameters WD signal quality [(signal+noise)-to-noise ratio in decibels]
Category T1	0 dB to 10 dB
Category T2	10 dB to 20 dB
Category T3	20 dB to 30 dB
Category T4	> 30 dB

Cursor:
Diff = 2.00 dB
BWC Factor = 10.80 dB
Location: 16.3, -1.7, 3.7 mm

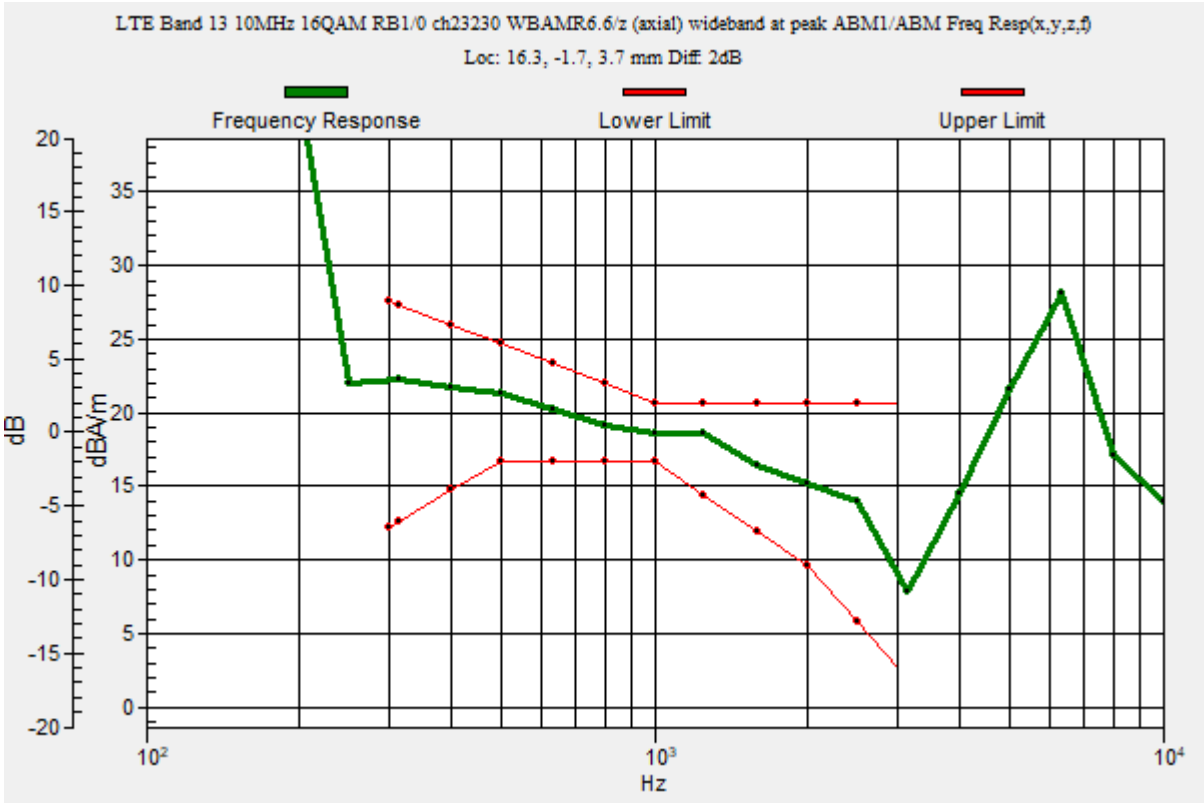

VoLTE_FDD

Communication System: UID 0, LTE (FDD) (0); Frequency: 782 MHz; Duty Cycle: 1:1
Phantom section: TCoil Section
DASY5 Configuration:
- Probe: AM1DV3 - 3140; ; Calibrated: 2022-09-26
- Sensor-Surface: 0mm (Fix Surface)
- Electronics: DAE4 Sn1343; Calibrated: 2022-08-18
- Phantom: HAC Test Arch with AMCC; Type: SD HAC P01 BB
- Measurement SW: DASY52, Version 52.10 (4);SEMCAD X Version 14.6.14 (7483)

T-Coil scan (scan for ANSI C63.19 2011 compliance)/LTE Band 13 10MHz 16QAM RB1/0 ch23230 WBAMR6.6/z (axial) 4.2mm 50 x 50/ABM Interpolated Signal(x,y,z) (121x121x1):

Interpolated grid: dx=1.000 mm, dy=1.000 mm
Signal Type: Audio File (.wav) 48k_voice_1kHz_1s.wav
Output Gain: 24.04
Measure Window Start: 300ms
Measure Window Length: 1000ms
BWC applied: 0.16 dB
Device Reference Point: 0, 0, -6.3 mm

Cursor:
ABM1/ABM2 = 56.15 dB
ABM1 = 19.01 dBA/m
ABM2 = -37.14 dBA/m
BWC Factor = 0.16 dB
Location: 16.3, -1.7, 3.7 mm



0 dB = 8.918 A/m = 19.01 dBA/m

VoLTE_FDD

Communication System: UID 0, LTE (FDD) (0); Frequency: 782 MHz; Duty Cycle: 1:1
Phantom section: TCoil Section
DASY5 Configuration:
- Probe: AM1DV3 - 3140; ; Calibrated: 2022-09-26
- Sensor-Surface: 0mm (Fix Surface)
- Electronics: DAE4 Sn1343; Calibrated: 2022-08-18
- Phantom: HAC Test Arch with AMCC; Type: SD HAC P01 BB
- Measurement SW: DASY52, Version 52.10 (4);SEMCAD X Version 14.6.14 (7483)

T-Coil scan (scan for ANSI C63.19 2011 compliance)/LTE Band 13 10MHz 16QAM RB1/0 ch23230 WBAMR6.6/y (transversal) 4.2mm 50 x 50/ABM Interpolated Signal(x,y,z) (121x121x1): Interpolated grid: dx=1.000 mm, dy=1.000 mm

Signal Type: Audio File (.wav) 48k_voice_1kHz_1s.wav
Output Gain: 24.04
Measure Window Start: 300ms
Measure Window Length: 1000ms
BWC applied: 0.16 dB
Device Reference Point: 0, 0, -6.3 mm

Cursor:
ABM1/ABM2 = 48.01 dB
ABM1 = 12.55 dBA/m
ABM2 = -35.46 dBA/m
BWC Factor = 0.16 dB
Location: 16.3, -9.6, 3.7 mm



0 dB = 4.241 A/m = 12.55 dBA/m

VoLTE_FDD

Communication System: UID 0, LTE (FDD) (0); Frequency: 793 MHz;Duty Cycle: 1:1

T-Coil scan (scan for ANSI C63.19 2011 compliance)/LTE Band 14 10MHz 16QAM RB1/0 ch23330 WBAMR6.6/z (axial) wideband at peak ABM1/ABM Freq Resp(x,y,z,f) (1x1x1):

Measurement grid: dx=10mm, dy=10mm
Signal Type: Audio File (.wav) 48k_voice_300-3000_2s.wav
Output Gain: 47.1
Measure Window Start: 500ms
Measure Window Length: 2000ms
BWC applied: 10.80 dB
Device Reference Point: 0, 0, -6.3 mm

Category	Telephone parameters WD signal quality [(signal+noise)-to-noise ratio in decibels]
Category T1	0 dB to 10 dB
Category T2	10 dB to 20 dB
Category T3	20 dB to 30 dB
Category T4	> 30 dB

Cursor:
Diff = 2.00 dB
BWC Factor = 10.80 dB
Location: 16.3, -1.7, 3.7 mm

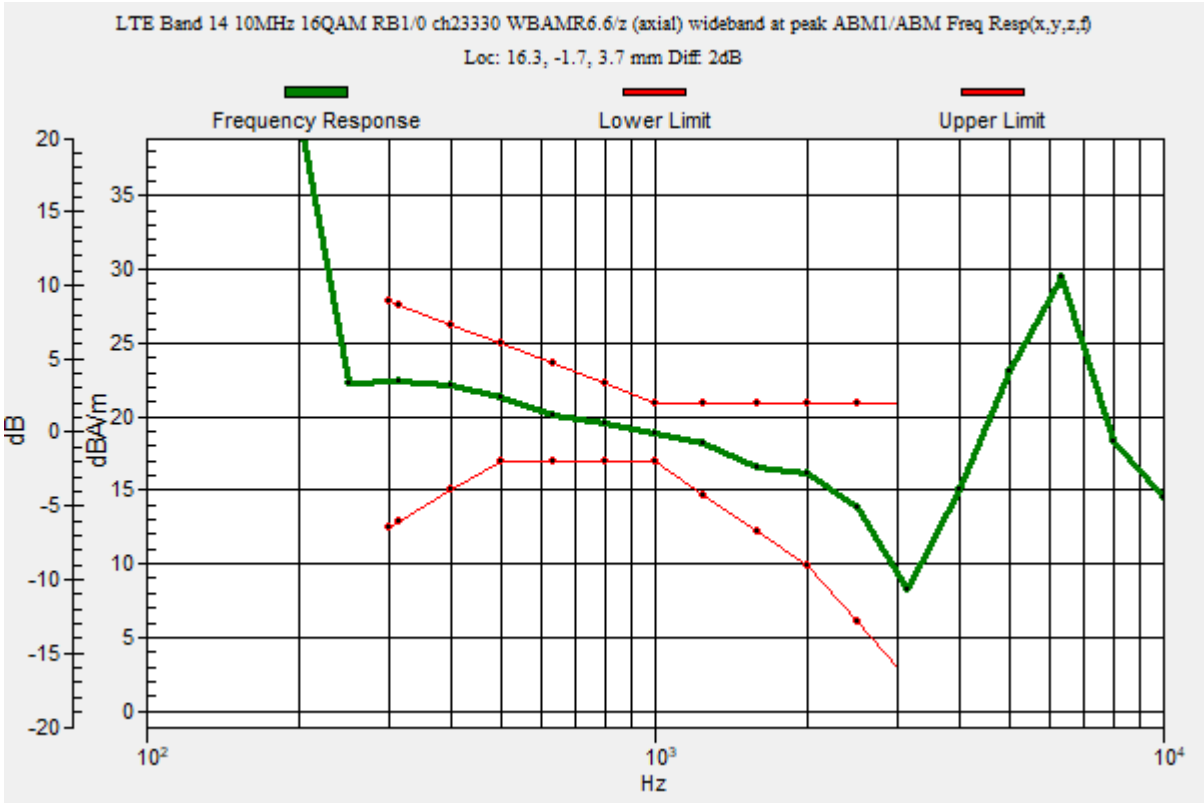

VoLTE_FDD

Communication System: UID 0, LTE (FDD) (0); Frequency: 793 MHz; Duty Cycle: 1:1
Phantom section: TCoil Section
DASY5 Configuration:
- Probe: AM1DV3 - 3140; ; Calibrated: 2022-09-26
- Sensor-Surface: 0mm (Fix Surface)
- Electronics: DAE4 Sn1343; Calibrated: 2022-08-18
- Phantom: HAC Test Arch with AMCC; Type: SD HAC P01 BB
- Measurement SW: DASY52, Version 52.10 (4);SEMCAD X Version 14.6.14 (7483)

T-Coil scan (scan for ANSI C63.19 2011 compliance)/LTE Band 14 10MHz 16QAM RB1/0 ch23330 WBAMR6.6/z (axial) 4.2mm 50 x 50/ABM Interpolated Signal(x,y,z) (121x121x1):

Interpolated grid: dx=1.000 mm, dy=1.000 mm
Signal Type: Audio File (.wav) 48k_voice_1kHz_1s.wav
Output Gain: 24.04
Measure Window Start: 300ms
Measure Window Length: 1000ms
BWC applied: 0.16 dB
Device Reference Point: 0, 0, -6.3 mm

Cursor:
ABM1/ABM2 = 57.24 dB
ABM1 = 20.57 dBA/m
ABM2 = -36.67 dBA/m
BWC Factor = 0.16 dB
Location: 16.3, -1.7, 3.7 mm



0 dB = 10.67 A/m = 20.56 dBA/m

VoLTE_FDD

Communication System: UID 0, LTE (FDD) (0); Frequency: 793 MHz; Duty Cycle: 1:1
Phantom section: TCoil Section
DASY5 Configuration:
- Probe: AM1DV3 - 3140; ; Calibrated: 2022-09-26
- Sensor-Surface: 0mm (Fix Surface)
- Electronics: DAE4 Sn1343; Calibrated: 2022-08-18
- Phantom: HAC Test Arch with AMCC; Type: SD HAC P01 BB
- Measurement SW: DASY52, Version 52.10 (4);SEMCAD X Version 14.6.14 (7483)

T-Coil scan (scan for ANSI C63.19 2011 compliance)/LTE Band 14 10MHz 16QAM RB1/0 ch23330 WBAMR6.6/y (transversal) 4.2mm 50 x 50/ABM Interpolated Signal(x,y,z) (121x121x1): Interpolated grid: dx=1.000 mm, dy=1.000 mm

Signal Type: Audio File (.wav) 48k_voice_1kHz_1s.wav
Output Gain: 24.04
Measure Window Start: 300ms
Measure Window Length: 1000ms
BWC applied: 0.16 dB
Device Reference Point: 0, 0, -6.3 mm

Cursor:
ABM1/ABM2 = 48.18 dB
ABM1 = 12.45 dBA/m
ABM2 = -35.73 dBA/m
BWC Factor = 0.16 dB
Location: 16.3, 6.7, 3.7 mm

0 dB = 4.311 A/m = 12.69 dBA/m

VoLTE_FDD

Communication System: UID 0, LTE (FDD) (0); Frequency: 1882.5 MHz;Duty Cycle: 1:1

T-Coil scan (scan for ANSI C63.19 2011 compliance)/LTE Band 25 20MHz 16QAM RB1/0 ch26365 WBAMR6.6/z (axial) wideband at peak ABM1/ABM Freq Resp(x,y,z,f) (1x1x1):

Measurement grid: dx=10mm, dy=10mm
Signal Type: Audio File (.wav) 48k_voice_300-3000_2s.wav
Output Gain: 47.1
Measure Window Start: 500ms
Measure Window Length: 2000ms
BWC applied: 10.80 dB
Device Reference Point: 0, 0, -6.3 mm

Category	Telephone parameters WD signal quality [(signal+noise)-to-noise ratio in decibels]
Category T1	0 dB to 10 dB
Category T2	10 dB to 20 dB
Category T3	20 dB to 30 dB
Category T4	> 30 dB

Cursor:
Diff = 2.00 dB
BWC Factor = 10.80 dB
Location: 15, -0.8, 3.7 mm

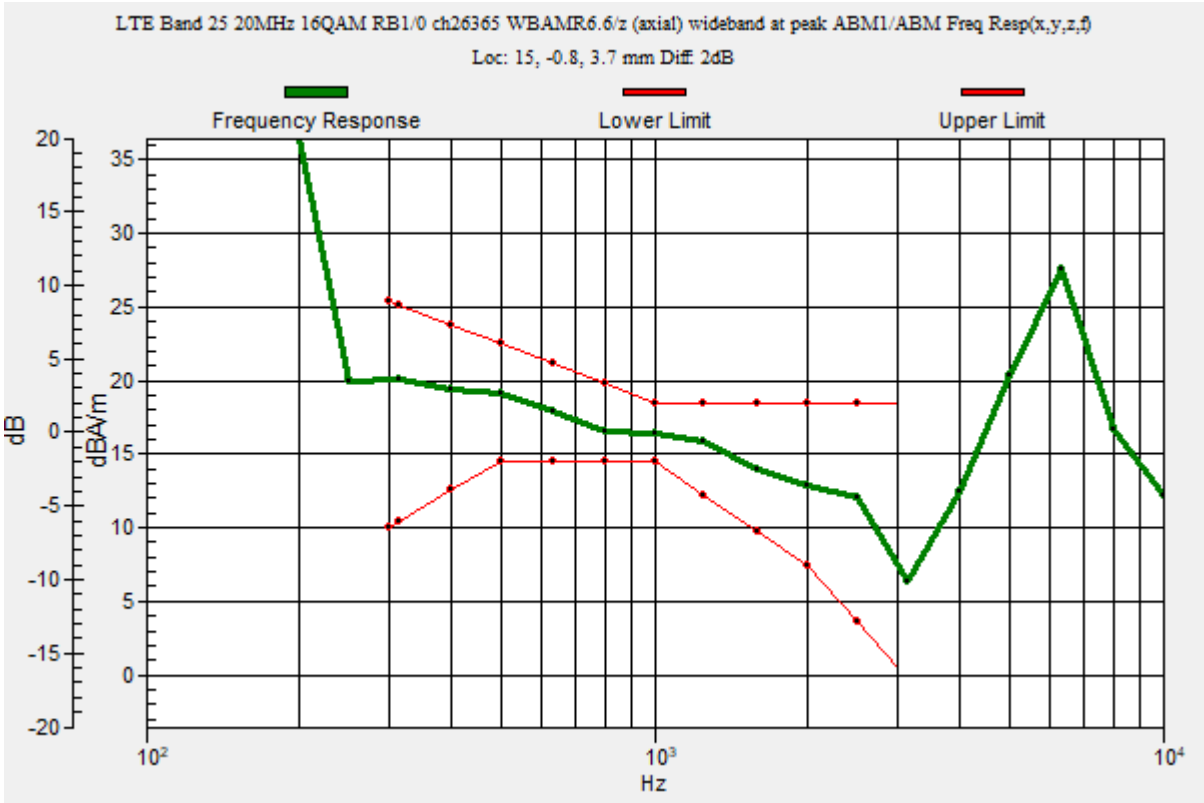

VoLTE_FDD

Communication System: UID 0, LTE (FDD) (0); Frequency: 1882.5 MHz; Duty Cycle: 1:1
Phantom section: TCoil Section
DASY5 Configuration:
- Probe: AM1DV3 - 3140; ; Calibrated: 2022-09-26
- Sensor-Surface: 0mm (Fix Surface)
- Electronics: DAE4 Sn1343; Calibrated: 2022-08-18
- Phantom: HAC Test Arch with AMCC; Type: SD HAC P01 BB
- Measurement SW: DASY52, Version 52.10 (4);SEMCAD X Version 14.6.14 (7483)

T-Coil scan (scan for ANSI C63.19 2011 compliance)/LTE Band 25 20MHz 16QAM RB1/0 ch26365 WBAMR6.6/z (axial) 4.2mm 50 x 50/ABM Interpolated Signal(x,y,z) (121x121x1):

Interpolated grid: dx=1.000 mm, dy=1.000 mm
Signal Type: Audio File (.wav) 48k_voice_1kHz_1s.wav
Output Gain: 24.04
Measure Window Start: 300ms
Measure Window Length: 1000ms
BWC applied: 0.16 dB
Device Reference Point: 0, 0, -6.3 mm

Cursor:
ABM1/ABM2 = 57.45 dB
ABM1 = 18.05 dBA/m
ABM2 = -39.40 dBA/m
BWC Factor = 0.16 dB
Location: 15, -0.8, 3.7 mm



0 dB = 7.992 A/m = 18.05 dBA/m

VoLTE_FDD

Communication System: UID 0, LTE (FDD) (0); Frequency: 1882.5 MHz; Duty Cycle: 1:1
Phantom section: TCoil Section
DASY5 Configuration:
- Probe: AM1DV3 - 3140; ; Calibrated: 2022-09-26
- Sensor-Surface: 0mm (Fix Surface)
- Electronics: DAE4 Sn1343; Calibrated: 2022-08-18
- Phantom: HAC Test Arch with AMCC; Type: SD HAC P01 BB
- Measurement SW: DASY52, Version 52.10 (4);SEMCAD X Version 14.6.14 (7483)

T-Coil scan (scan for ANSI C63.19 2011 compliance)/LTE Band 25 20MHz 16QAM RB1/0 ch26365 WBAMR6.6/y (transversal) 4.2mm 50 x 50/ABM Interpolated Signal(x,y,z) (121x121x1): Interpolated grid: dx=1.000 mm, dy=1.000 mm

Signal Type: Audio File (.wav) 48k_voice_1kHz_1s.wav
Output Gain: 24.04
Measure Window Start: 300ms
Measure Window Length: 1000ms
BWC applied: 0.16 dB
Device Reference Point: 0, 0, -6.3 mm

Cursor:
ABM1/ABM2 = 49.27 dB
ABM1 = 13.72 dBA/m
ABM2 = -35.55 dBA/m
BWC Factor = 0.16 dB
Location: 15.4, -10.8, 3.7 mm



0 dB = 4.852 A/m = 13.72 dBA/m

VoLTE_FDD

Communication System: UID 0, LTE (FDD) (0); Frequency: 831.5 MHz;Duty Cycle: 1:1

T-Coil scan (scan for ANSI C63.19 2011 compliance)/LTE Band 26 15MHz 16QAM RB1/0 ch26865 WBAMR6.6/z (axial) wideband at peak ABM1/ABM Freq Resp(x,y,z,f) (1x1x1):

Measurement grid: dx=10mm, dy=10mm
Signal Type: Audio File (.wav) 48k_voice_300-3000_2s.wav
Output Gain: 47.1
Measure Window Start: 500ms
Measure Window Length: 2000ms
BWC applied: 10.80 dB
Device Reference Point: 0, 0, -6.3 mm

Category	Telephone parameters WD signal quality [(signal+noise)-to-noise ratio in decibels]
Category T1	0 dB to 10 dB
Category T2	10 dB to 20 dB
Category T3	20 dB to 30 dB
Category T4	> 30 dB

Cursor:
Diff = 1.71 dB
BWC Factor = 10.80 dB
Location: 16.3, -2.5, 3.7 mm

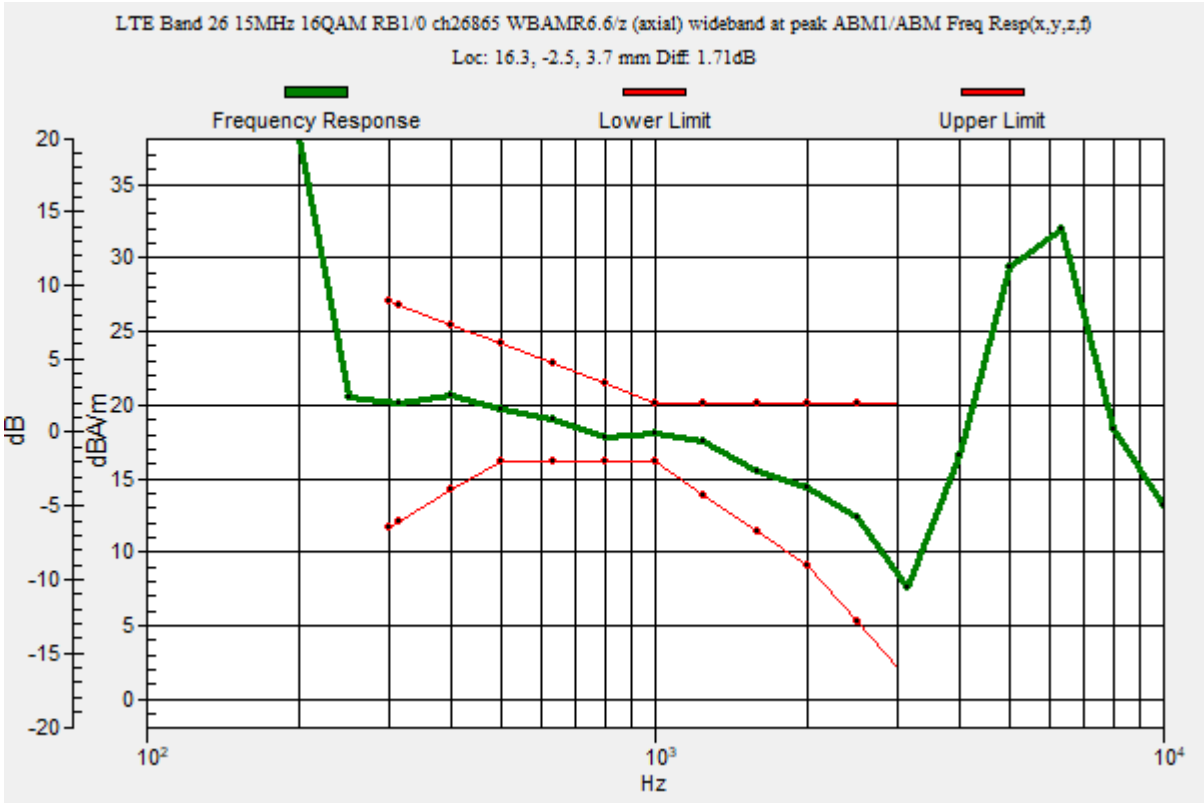

VoLTE_FDD

Communication System: UID 0, LTE (FDD) (0); Frequency: 831.5 MHz; Duty Cycle: 1:1
Phantom section: TCoil Section
DASY5 Configuration:
- Probe: AM1DV3 - 3140; ; Calibrated: 2022-09-26
- Sensor-Surface: 0mm (Fix Surface)
- Electronics: DAE4 Sn1343; Calibrated: 2022-08-18
- Phantom: HAC Test Arch with AMCC; Type: SD HAC P01 BB
- Measurement SW: DASY52, Version 52.10 (4);SEMCAD X Version 14.6.14 (7483)

T-Coil scan (scan for ANSI C63.19 2011 compliance)/LTE Band 26 15MHz 16QAM RB1/0 ch26865 WBAMR6.6/z (axial) 4.2mm 50 x 50/ABM Interpolated Signal(x,y,z) (121x121x1):

Interpolated grid: dx=1.000 mm, dy=1.000 mm
Signal Type: Audio File (.wav) 48k_voice_1kHz_1s.wav
Output Gain: 24.04
Measure Window Start: 300ms
Measure Window Length: 1000ms
BWC applied: 0.16 dB
Device Reference Point: 0, 0, -6.3 mm

Cursor:
ABM1/ABM2 = 58.90 dB
ABM1 = 19.14 dBA/m
ABM2 = -39.76 dBA/m
BWC Factor = 0.16 dB
Location: 16.3, -2.5, 3.7 mm



0 dB = 9.061 A/m = 19.14 dBA/m

VoLTE_FDD

Communication System: UID 0, LTE (FDD) (0); Frequency: 831.5 MHz; Duty Cycle: 1:1
Phantom section: TCoil Section
DASY5 Configuration:
- Probe: AM1DV3 - 3140; ; Calibrated: 2022-09-26
- Sensor-Surface: 0mm (Fix Surface)
- Electronics: DAE4 Sn1343; Calibrated: 2022-08-18
- Phantom: HAC Test Arch with AMCC; Type: SD HAC P01 BB
- Measurement SW: DASY52, Version 52.10 (4);SEMCAD X Version 14.6.14 (7483)

T-Coil scan (scan for ANSI C63.19 2011 compliance)/LTE Band 26 15MHz 16QAM RB1/0 ch26865 WBAMR6.6/y (transversal) 4.2mm 50 x 50/ABM Interpolated Signal(x,y,z) (121x121x1): Interpolated grid: dx=1.000 mm, dy=1.000 mm

Signal Type: Audio File (.wav) 48k_voice_1kHz_1s.wav
Output Gain: 24.04
Measure Window Start: 300ms
Measure Window Length: 1000ms
BWC applied: 0.16 dB
Device Reference Point: 0, 0, -6.3 mm

Cursor:
ABM1/ABM2 = 47.12 dB
ABM1 = 10.94 dBA/m
ABM2 = -36.18 dBA/m
BWC Factor = 0.16 dB
Location: 16.7, -9.2, 3.7 mm



0 dB = 3.523 A/m = 10.94 dBA/m

VoLTE_FDD

Communication System: UID 0, LTE (FDD) (0); Frequency: 2310 MHz;Duty Cycle: 1:1

T-Coil scan (scan for ANSI C63.19 2011 compliance)/LTE Band 30 10MHz 16QAM RB1/0 ch27710 WBAMR6.6/z (axial) wideband at peak ABM1/ABM Freq Resp(x,y,z,f) (1x1x1):

Measurement grid: dx=10mm, dy=10mm
Signal Type: Audio File (.wav) 48k_voice_300-3000_2s.wav
Output Gain: 47.1
Measure Window Start: 500ms
Measure Window Length: 2000ms
BWC applied: 10.80 dB
Device Reference Point: 0, 0, -6.3 mm

Category	Telephone parameters WD signal quality [(signal+noise)-to-noise ratio in decibels]
Category T1	0 dB to 10 dB
Category T2	10 dB to 20 dB
Category T3	20 dB to 30 dB
Category T4	> 30 dB

Cursor:
Diff = 2.00 dB
BWC Factor = 10.80 dB
Location: 16.3, -1.3, 3.7 mm

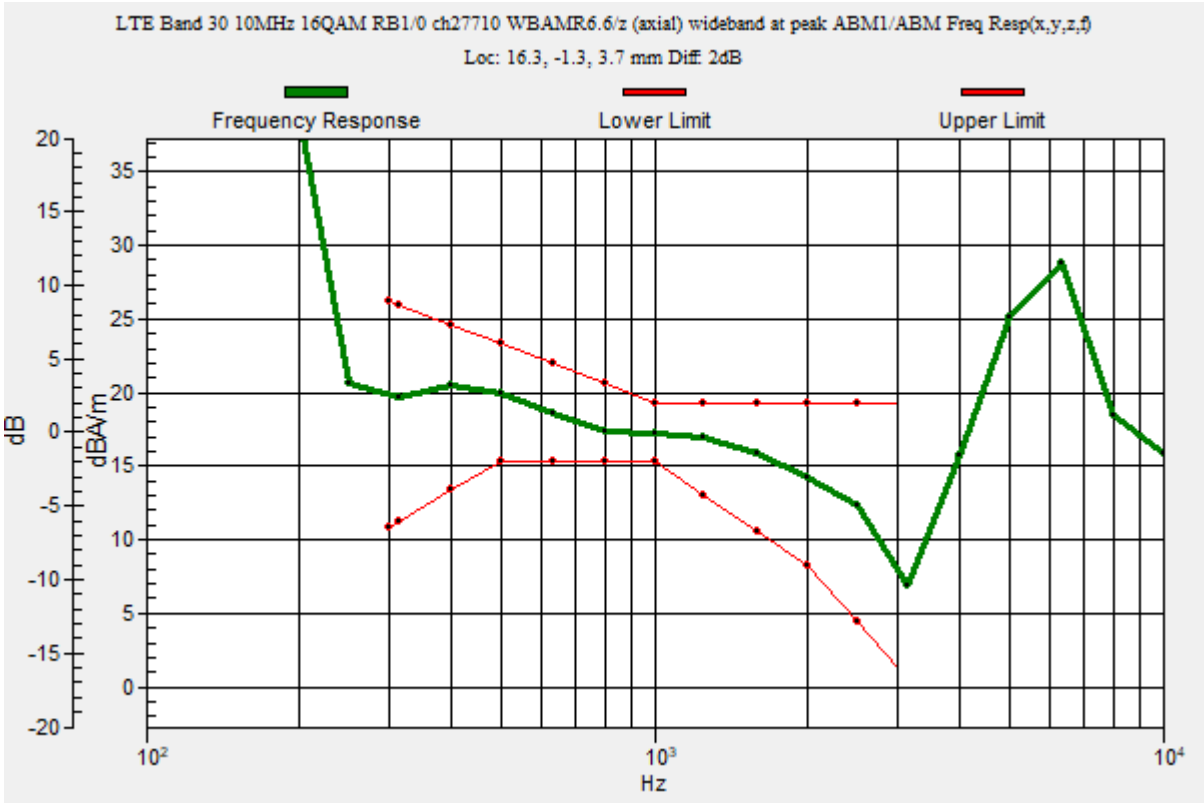

VoLTE_FDD

Communication System: UID 0, LTE (FDD) (0); Frequency: 2310 MHz; Duty Cycle: 1:1
Phantom section: TCoil Section
DASY5 Configuration:
- Probe: AM1DV3 - 3140; ; Calibrated: 2022-09-26
- Sensor-Surface: 0mm (Fix Surface)
- Electronics: DAE4 Sn1343; Calibrated: 2022-08-18
- Phantom: HAC Test Arch with AMCC; Type: SD HAC P01 BB
- Measurement SW: DASY52, Version 52.10 (4);SEMCAD X Version 14.6.14 (7483)

T-Coil scan (scan for ANSI C63.19 2011 compliance)/LTE Band 30 10MHz 16QAM RB1/0 ch27710 WBAMR6.6/z (axial) 4.2mm 50 x 50/ABM Interpolated Signal(x,y,z) (121x121x1):

Interpolated grid: dx=1.000 mm, dy=1.000 mm
Signal Type: Audio File (.wav) 48k_voice_1kHz_1s.wav
Output Gain: 24.04
Measure Window Start: 300ms
Measure Window Length: 1000ms
BWC applied: 0.16 dB
Device Reference Point: 0, 0, -6.3 mm

Cursor:
ABM1/ABM2 = 56.05 dB
ABM1 = 18.66 dBA/m
ABM2 = -37.39 dBA/m
BWC Factor = 0.16 dB
Location: 16.3, -1.3, 3.7 mm



0 dB = 8.567 A/m = 18.66 dBA/m

VoLTE_FDD

Communication System: UID 0, LTE (FDD) (0); Frequency: 2310 MHz; Duty Cycle: 1:1
Phantom section: TCoil Section
DASY5 Configuration:
- Probe: AM1DV3 - 3140; ; Calibrated: 2022-09-26
- Sensor-Surface: 0mm (Fix Surface)
- Electronics: DAE4 Sn1343; Calibrated: 2022-08-18
- Phantom: HAC Test Arch with AMCC; Type: SD HAC P01 BB
- Measurement SW: DASY52, Version 52.10 (4);SEMCAD X Version 14.6.14 (7483)

T-Coil scan (scan for ANSI C63.19 2011 compliance)/LTE Band 30 10MHz 16QAM RB1/0 ch27710 WBAMR6.6/y (transversal) 4.2mm 50 x 50/ABM Interpolated Signal(x,y,z) (121x121x1): Interpolated grid: dx=1.000 mm, dy=1.000 mm

Signal Type: Audio File (.wav) 48k_voice_1kHz_1s.wav
Output Gain: 24.04
Measure Window Start: 300ms
Measure Window Length: 1000ms
BWC applied: 0.16 dB
Device Reference Point: 0, 0, -6.3 mm

Cursor:
ABM1/ABM2 = 47.81 dB
ABM1 = 10.31 dBA/m
ABM2 = -37.50 dBA/m
BWC Factor = 0.16 dB
Location: 16.3, 7.1, 3.7 mm



0 dB = 3.277 A/m = 10.31 dBA/m

VoLTE_FDD

Communication System: UID 0, LTE (FDD) (0); Frequency: 1745 MHz;Duty Cycle: 1:1

T-Coil scan (scan for ANSI C63.19 2011 compliance)/LTE Band 66 20MHz 16QAM RB1/0 ch132322 WBAMR6.6/z (axial) wideband at peak ABM1/ABM Freq Resp(x,y,z,f) (1x1x1):

Measurement grid: dx=10mm, dy=10mm
Signal Type: Audio File (.wav) 48k_voice_300-3000_2s.wav
Output Gain: 47.1
Measure Window Start: 500ms
Measure Window Length: 2000ms
BWC applied: 10.80 dB
Device Reference Point: 0, 0, -6.3 mm

Category	Telephone parameters WD signal quality [(signal+noise)-to-noise ratio in decibels]
Category T1	0 dB to 10 dB
Category T2	10 dB to 20 dB
Category T3	20 dB to 30 dB
Category T4	> 30 dB

Cursor:
Diff = 2.00 dB
BWC Factor = 10.80 dB
Location: 15.4, -0.8, 3.7 mm

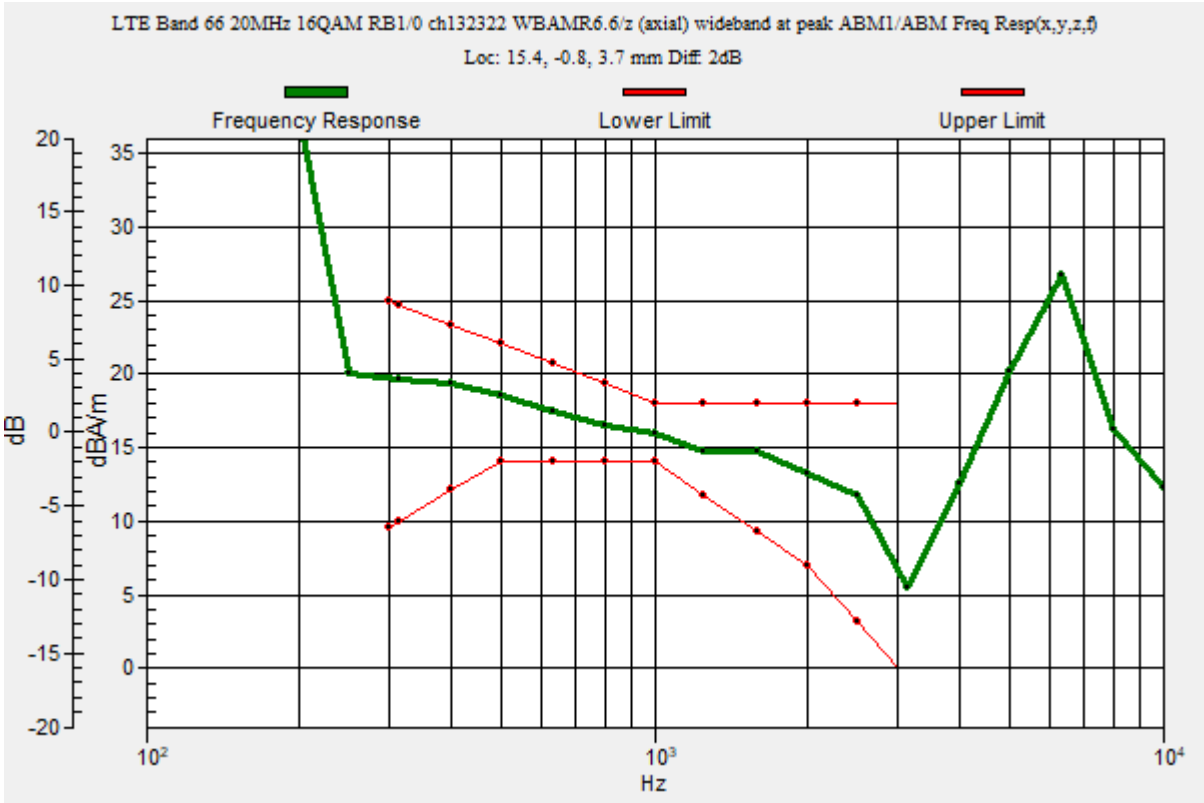

VoLTE_FDD

Communication System: UID 0, LTE (FDD) (0); Frequency: 1745 MHz; Duty Cycle: 1:1
Phantom section: TCoil Section
DASY5 Configuration:
- Probe: AM1DV3 - 3140; ; Calibrated: 2022-09-26
- Sensor-Surface: 0mm (Fix Surface)
- Electronics: DAE4 Sn1343; Calibrated: 2022-08-18
- Phantom: HAC Test Arch with AMCC; Type: SD HAC P01 BB
- Measurement SW: DASY52, Version 52.10 (4);SEMCAD X Version 14.6.14 (7483)

T-Coil scan (scan for ANSI C63.19 2011 compliance)/LTE Band 66 20MHz 16QAM RB1/0 ch132322 WBAMR6.6/z (axial) 4.2mm 50 x 50/ABM Interpolated Signal(x,y,z) (121x121x1): Interpolated grid: dx=1.000 mm, dy=1.000 mm

Signal Type: Audio File (.wav) 48k_voice_1kHz_1s.wav
Output Gain: 24.04
Measure Window Start: 300ms
Measure Window Length: 1000ms
BWC applied: 0.16 dB
Device Reference Point: 0, 0, -6.3 mm

Cursor:
ABM1/ABM2 = 57.12 dB
ABM1 = 17.59 dBA/m
ABM2 = -39.53 dBA/m
BWC Factor = 0.16 dB
Location: 15.4, -0.8, 3.7 mm



0 dB = 7.580 A/m = 17.59 dBA/m

VoLTE_FDD

Communication System: UID 0, LTE (FDD) (0); Frequency: 1745 MHz; Duty Cycle: 1:1
Phantom section: TCoil Section
DASY5 Configuration:
- Probe: AM1DV3 - 3140; ; Calibrated: 2022-09-26
- Sensor-Surface: 0mm (Fix Surface)
- Electronics: DAE4 Sn1343; Calibrated: 2022-08-18
- Phantom: HAC Test Arch with AMCC; Type: SD HAC P01 BB
- Measurement SW: DASY52, Version 52.10 (4);SEMCAD X Version 14.6.14 (7483)

T-Coil scan (scan for ANSI C63.19 2011 compliance)/LTE Band 66 20MHz 16QAM RB1/0 ch132322 WBAMR6.6/y (transversal) 4.2mm 50 x 50/ABM Interpolated Signal(x,y,z) (121x121x1): Interpolated grid: dx=1.000 mm, dy=1.000 mm

Signal Type: Audio File (.wav) 48k_voice_1kHz_1s.wav
Output Gain: 24.04
Measure Window Start: 300ms
Measure Window Length: 1000ms
BWC applied: 0.16 dB
Device Reference Point: 0, 0, -6.3 mm

Cursor:
ABM1/ABM2 = 46.92 dB
ABM1 = 13.50 dBA/m
ABM2 = -33.42 dBA/m
BWC Factor = 0.16 dB
Location: 14.6, -10.8, 3.7 mm

0 dB = 4.730 A/m = 13.50 dBA/m

VoLTE_FDD

Communication System: UID 0, LTE (FDD) (0); Frequency: 680.5 MHz;Duty Cycle: 1:1

T-Coil scan (scan for ANSI C63.19 2011 compliance)/LTE Band 71 20MHz 16QAM RB1/0 ch133297 WBAMR6.6/z (axial) wideband at peak ABM1/ABM Freq Resp(x,y,z,f) (1x1x1):

Measurement grid: dx=10mm, dy=10mm
Signal Type: Audio File (.wav) 48k_voice_300-3000_2s.wav
Output Gain: 47.1
Measure Window Start: 500ms
Measure Window Length: 2000ms
BWC applied: 10.80 dB
Device Reference Point: 0, 0, -6.3 mm

Category	Telephone parameters WD signal quality [(signal+noise)-to-noise ratio in decibels]
Category T1	0 dB to 10 dB
Category T2	10 dB to 20 dB
Category T3	20 dB to 30 dB
Category T4	> 30 dB

Cursor:
Diff = 2.00 dB
BWC Factor = 10.80 dB
Location: 16.7, -1.7, 3.7 mm

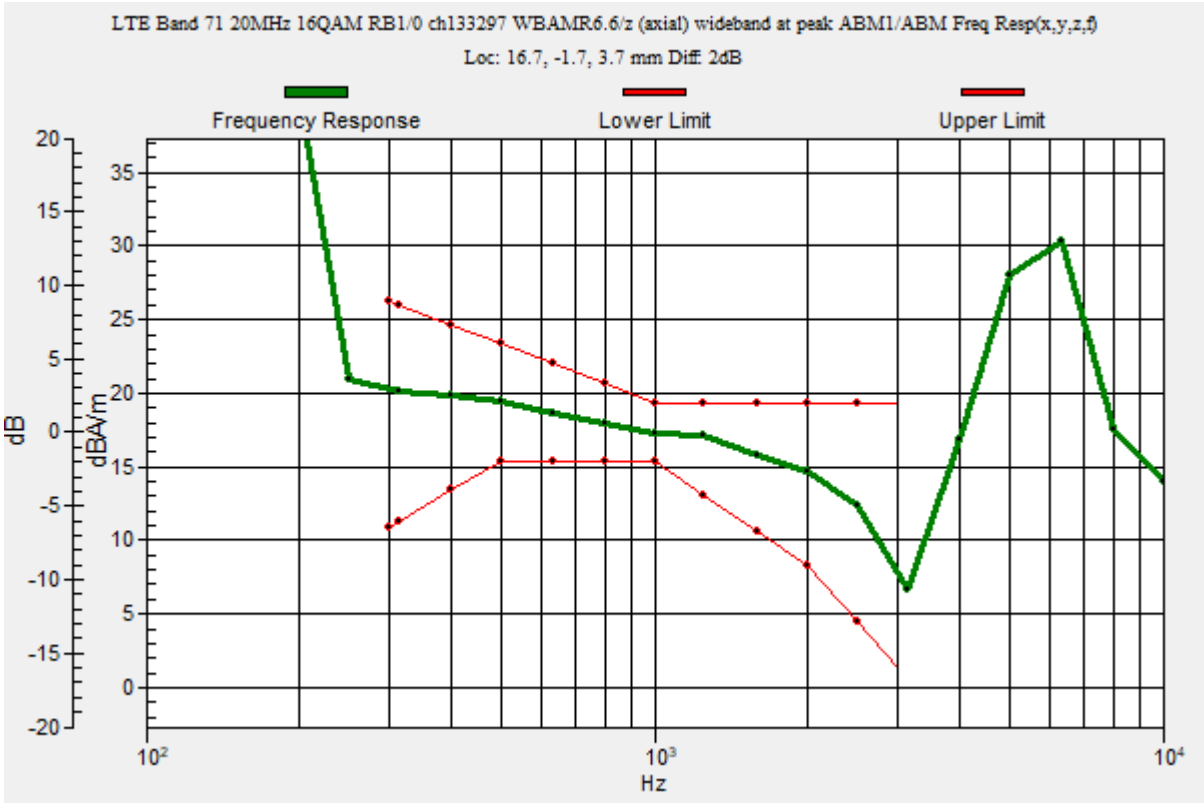

VoLTE_FDD

Communication System: UID 0, LTE (FDD) (0); Frequency: 680.5 MHz; Duty Cycle: 1:1
Phantom section: TCoil Section
DASY5 Configuration:
- Probe: AM1DV3 - 3140; ; Calibrated: 2022-09-26
- Sensor-Surface: 0mm (Fix Surface)
- Electronics: DAE4 Sn1343; Calibrated: 2022-08-18
- Phantom: HAC Test Arch with AMCC; Type: SD HAC P01 BB
- Measurement SW: DASY52, Version 52.10 (4);SEMCAD X Version 14.6.14 (7483)

T-Coil scan (scan for ANSI C63.19 2011 compliance)/LTE Band 71 20MHz 16QAM RB1/0 ch133297 WBAMR6.6/z (axial) 4.2mm 50 x 50/ABM Interpolated Signal(x,y,z) (121x121x1): Interpolated grid: dx=1.000 mm, dy=1.000 mm

Signal Type: Audio File (.wav) 48k_voice_1kHz_1s.wav
Output Gain: 24.04
Measure Window Start: 300ms
Measure Window Length: 1000ms
BWC applied: 0.16 dB
Device Reference Point: 0, 0, -6.3 mm

Cursor:
ABM1/ABM2 = 56.62 dB
ABM1 = 19.07 dBA/m
ABM2 = -37.55 dBA/m
BWC Factor = 0.16 dB
Location: 16.7, -1.7, 3.7 mm



0 dB = 8.987 A/m = 19.07 dBA/m

VoLTE_FDD

Communication System: UID 0, LTE (FDD) (0); Frequency: 680.5 MHz; Duty Cycle: 1:1
Phantom section: TCoil Section
DASY5 Configuration:
- Probe: AM1DV3 - 3140; ; Calibrated: 2022-09-26
- Sensor-Surface: 0mm (Fix Surface)
- Electronics: DAE4 Sn1343; Calibrated: 2022-08-18
- Phantom: HAC Test Arch with AMCC; Type: SD HAC P01 BB
- Measurement SW: DASY52, Version 52.10 (4);SEMCAD X Version 14.6.14 (7483)

T-Coil scan (scan for ANSI C63.19 2011 compliance)/LTE Band 71 20MHz 16QAM RB1/0 ch133297 WBAMR6.6/y (transversal) 4.2mm 50 x 50/ABM Interpolated Signal(x,y,z) (121x121x1): Interpolated grid: dx=1.000 mm, dy=1.000 mm

Signal Type: Audio File (.wav) 48k_voice_1kHz_1s.wav
Output Gain: 24.04
Measure Window Start: 300ms
Measure Window Length: 1000ms
BWC applied: 0.16 dB
Device Reference Point: 0, 0, -6.3 mm

Cursor:
ABM1/ABM2 = 47.50 dB
ABM1 = 10.80 dBA/m
ABM2 = -36.70 dBA/m
BWC Factor = 0.16 dB
Location: 16.3, -9.2, 3.7 mm



0 dB = 3.469 A/m = 10.80 dBA/m

VoLTE_TDD

Communication System: UID 0, LTE (TDD) (0); Frequency: 2310 MHz;Duty Cycle: 1:2.30675

T-Coil scan (scan for ANSI C63.19 2011 compliance)/LTE Band 40 10MHz QPSK RB1/0 ch38750 WBAMR6.6/z (axial) wideband at peak ABM1/ABM Freq Resp(x,y,z,f) (1x1x1):

Measurement grid: dx=10mm, dy=10mm
Signal Type: Audio File (.wav) 48k_voice_300-3000_2s.wav
Output Gain: 47.1
Measure Window Start: 500ms
Measure Window Length: 2000ms
BWC applied: 10.80 dB
Device Reference Point: 0, 0, -6.3 mm

Category	Telephone parameters WD signal quality [(signal+noise)-to-noise ratio in decibels]
Category T1	0 dB to 10 dB
Category T2	10 dB to 20 dB
Category T3	20 dB to 30 dB
Category T4	> 30 dB

Cursor:
Diff = 2.00 dB
BWC Factor = 10.80 dB
Location: 16.3, -3.3, 3.7 mm

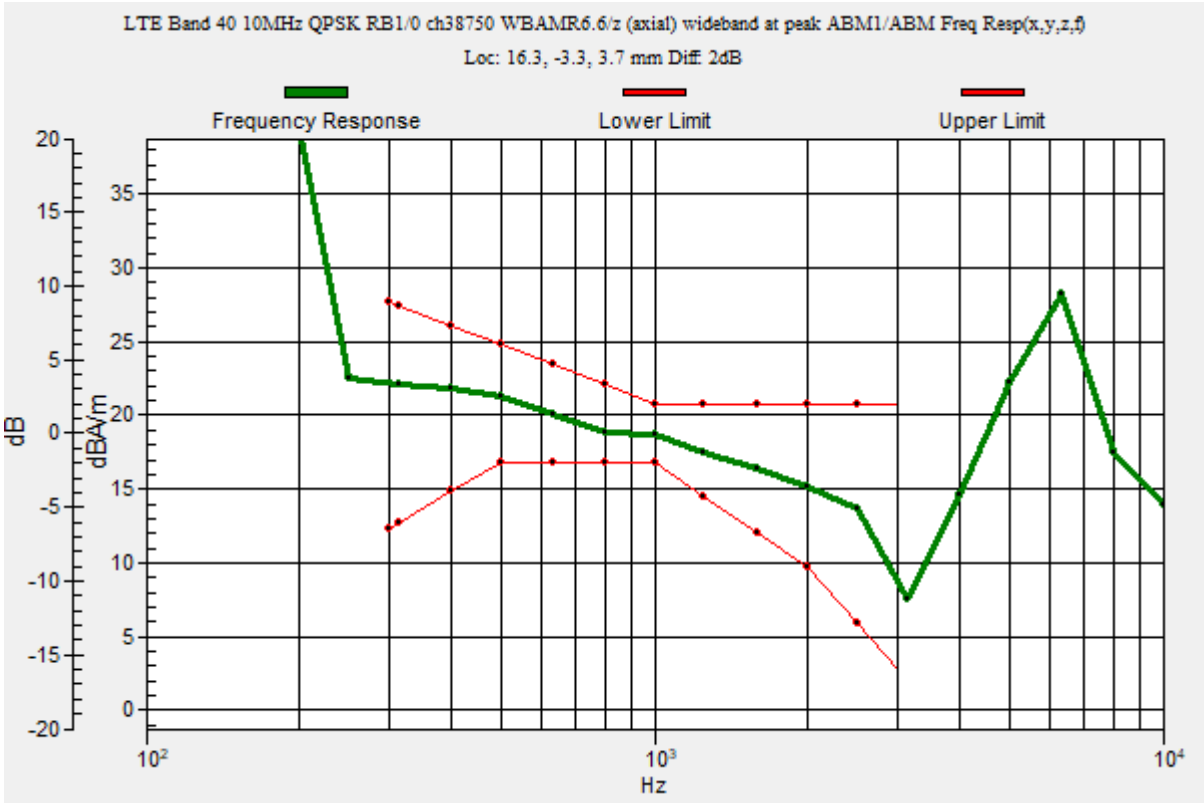

VoLTE_TDD

Communication System: UID 0, LTE (TDD) (0); Frequency: 2310 MHz; Duty Cycle: 1:2.30675
Phantom section: TCoil Section
DASY5 Configuration:
- Probe: AM1DV3 - 3140; ; Calibrated: 2022-09-26
- Sensor-Surface: 0mm (Fix Surface)
- Electronics: DAE4 Sn1343; Calibrated: 2022-08-18
- Phantom: HAC Test Arch with AMCC; Type: SD HAC P01 BB
- Measurement SW: DASY52, Version 52.10 (4);SEMCAD X Version 14.6.14 (7483)

T-Coil scan (scan for ANSI C63.19 2011 compliance)/LTE Band 40 10MHz QPSK RB1/0 ch38750 WBAMR6.6/z (axial) 4.2mm 50 x 50/ABM Interpolated Signal(x,y,z) (121x121x1):

Interpolated grid: dx=1.000 mm, dy=1.000 mm
Signal Type: Audio File (.wav) 48k_voice_1kHz_1s.wav
Output Gain: 24.04
Measure Window Start: 300ms
Measure Window Length: 1000ms
BWC applied: 0.16 dB
Device Reference Point: 0, 0, -6.3 mm

Cursor:
ABM1/ABM2 = 59.61 dB
ABM1 = 20.56 dBA/m
ABM2 = -39.05 dBA/m
BWC Factor = 0.16 dB
Location: 16.3, -3.3, 3.7 mm



0 dB = 10.67 A/m = 20.56 dBA/m

VoLTE_TDD

Communication System: UID 0, LTE (TDD) (0); Frequency: 2310 MHz; Duty Cycle: 1:2.30675
Phantom section: TCoil Section
DASY5 Configuration:
- Probe: AM1DV3 - 3140; ; Calibrated: 2022-09-26
- Sensor-Surface: 0mm (Fix Surface)
- Electronics: DAE4 Sn1343; Calibrated: 2022-08-18
- Phantom: HAC Test Arch with AMCC; Type: SD HAC P01 BB
- Measurement SW: DASY52, Version 52.10 (4);SEMCAD X Version 14.6.14 (7483)

T-Coil scan (scan for ANSI C63.19 2011 compliance)/LTE Band 40 10MHz QPSK RB1/0 ch38750 WBAMR6.6/y (transversal) 4.2mm 50 x 50/ABM Interpolated Signal(x,y,z) (121x121x1): Interpolated grid: dx=1.000 mm, dy=1.000 mm

Signal Type: Audio File (.wav) 48k_voice_1kHz_1s.wav
Output Gain: 24.04
Measure Window Start: 300ms
Measure Window Length: 1000ms
BWC applied: 0.16 dB
Device Reference Point: 0, 0, -6.3 mm

Cursor:
ABM1/ABM2 = 51.78 dB
ABM1 = 12.11 dBA/m
ABM2 = -39.67 dBA/m
BWC Factor = 0.16 dB
Location: 16.3, 6.7, 3.7 mm



0 dB = 4.030 A/m = 12.11 dBA/m

VoLTE_TDD

Communication System: UID 0, LTE (TDD) (0); Frequency: 2355 MHz;Duty Cycle: 1:2.30675

T-Coil scan (scan for ANSI C63.19 2011 compliance)/LTE Band 40 10MHz QPSK RB1/0 ch39200 WBAMR6.6/z (axial) wideband at peak ABM1/ABM Freq Resp(x,y,z,f) (1x1x1):

Measurement grid: dx=10mm, dy=10mm
Signal Type: Audio File (.wav) 48k_voice_300-3000_2s.wav
Output Gain: 47.1
Measure Window Start: 500ms
Measure Window Length: 2000ms
BWC applied: 10.80 dB
Device Reference Point: 0, 0, -6.3 mm

Category	Telephone parameters WD signal quality [(signal+noise)-to-noise ratio in decibels]
Category T1	0 dB to 10 dB
Category T2	10 dB to 20 dB
Category T3	20 dB to 30 dB
Category T4	> 30 dB

Cursor:
Diff = 2.00 dB
BWC Factor = 10.80 dB
Location: 16.7, -3.3, 3.7 mm

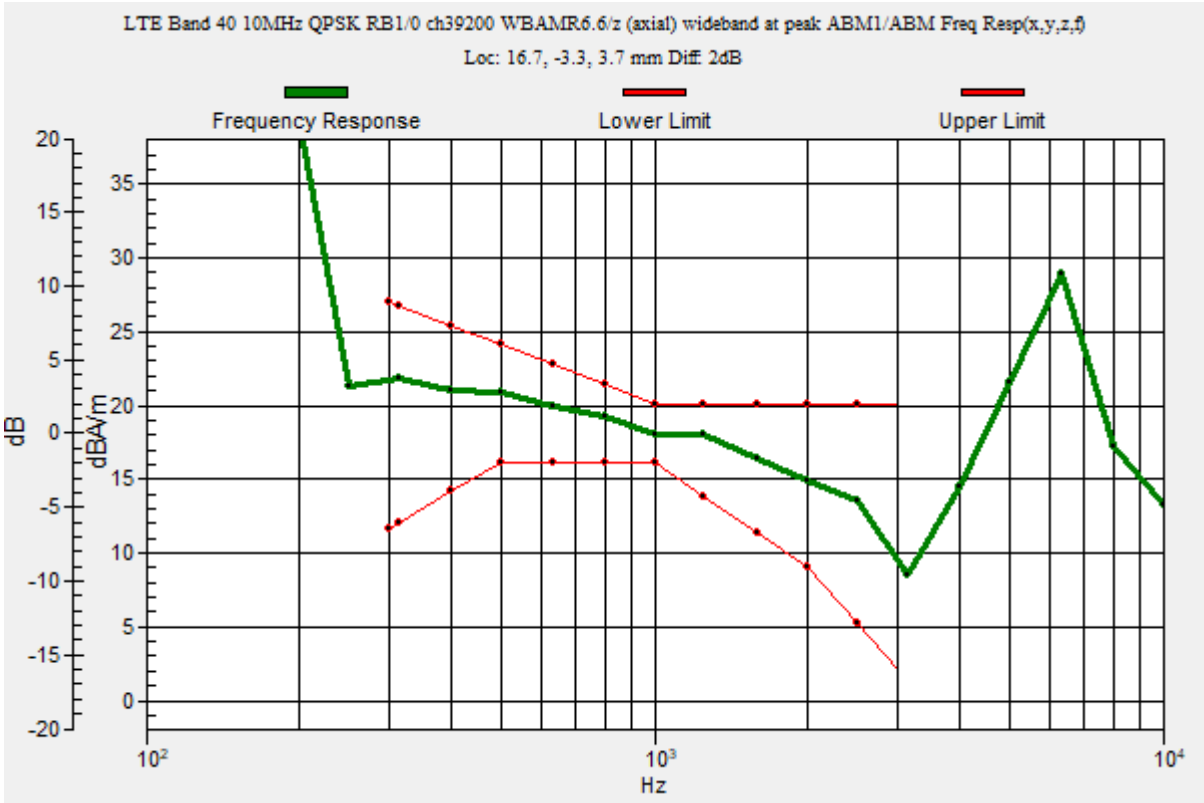

VoLTE_TDD

Communication System: UID 0, LTE (TDD) (0); Frequency: 2355 MHz; Duty Cycle: 1:2.30675
Phantom section: TCoil Section
DASY5 Configuration:
- Probe: AM1DV3 - 3140; ; Calibrated: 2022-09-26
- Sensor-Surface: 0mm (Fix Surface)
- Electronics: DAE4 Sn1343; Calibrated: 2022-08-18
- Phantom: HAC Test Arch with AMCC; Type: SD HAC P01 BB
- Measurement SW: DASY52, Version 52.10 (4);SEMCAD X Version 14.6.14 (7483)

T-Coil scan (scan for ANSI C63.19 2011 compliance)/LTE Band 40 10MHz QPSK RB1/0 ch39200 WBAMR6.6/z (axial) 4.2mm 50 x 50/ABM Interpolated Signal(x,y,z) (121x121x1):

Interpolated grid: dx=1.000 mm, dy=1.000 mm
Signal Type: Audio File (.wav) 48k_voice_1kHz_1s.wav
Output Gain: 24.04
Measure Window Start: 300ms
Measure Window Length: 1000ms
BWC applied: 0.16 dB
Device Reference Point: 0, 0, -6.3 mm

Cursor:
ABM1/ABM2 = 59.71 dB
ABM1 = 20.58 dBA/m
ABM2 = -39.13 dBA/m
BWC Factor = 0.16 dB
Location: 16.7, -3.3, 3.7 mm



0 dB = 10.69 A/m = 20.58 dBA/m

VoLTE_TDD

Communication System: UID 0, LTE (TDD) (0); Frequency: 2355 MHz; Duty Cycle: 1:2.30675
Phantom section: TCoil Section
DASY5 Configuration:
- Probe: AM1DV3 - 3140; ; Calibrated: 2022-09-26
- Sensor-Surface: 0mm (Fix Surface)
- Electronics: DAE4 Sn1343; Calibrated: 2022-08-18
- Phantom: HAC Test Arch with AMCC; Type: SD HAC P01 BB
- Measurement SW: DASY52, Version 52.10 (4);SEMCAD X Version 14.6.14 (7483)

T-Coil scan (scan for ANSI C63.19 2011 compliance)/LTE Band 40 10MHz QPSK RB1/0 ch39200 WBAMR6.6/y (transversal) 4.2mm 50 x 50/ABM Interpolated Signal(x,y,z) (121x121x1): Interpolated grid: dx=1.000 mm, dy=1.000 mm

Signal Type: Audio File (.wav) 48k_voice_1kHz_1s.wav
Output Gain: 24.04
Measure Window Start: 300ms
Measure Window Length: 1000ms
BWC applied: 0.16 dB
Device Reference Point: 0, 0, -6.3 mm

Cursor:
ABM1/ABM2 = 51.82 dB
ABM1 = 11.96 dBA/m
ABM2 = -39.86 dBA/m
BWC Factor = 0.16 dB
Location: 16.3, 6.7, 3.7 mm



0 dB = 4.051 A/m = 12.15 dBA/m

VoLTE_TDD

Communication System: UID 0, LTE (TDD) (0); Frequency: 2593 MHz;Duty Cycle: 1:2.30675

T-Coil scan (scan for ANSI C63.19 2011 compliance)/LTE Band 41 20MHz QPSK RB1/0 ch40620 WBAMR6.6/z (axial) wideband at peak ABM1/ABM Freq Resp(x,y,z,f) (1x1x1):

Measurement grid: dx=10mm, dy=10mm
Signal Type: Audio File (.wav) 48k_voice_300-3000_2s.wav
Output Gain: 47.1
Measure Window Start: 500ms
Measure Window Length: 2000ms
BWC applied: 10.80 dB
Device Reference Point: 0, 0, -6.3 mm

Category	Telephone parameters WD signal quality [(signal+noise)-to-noise ratio in decibels]
Category T1	0 dB to 10 dB
Category T2	10 dB to 20 dB
Category T3	20 dB to 30 dB
Category T4	> 30 dB

Cursor:
Diff = 1.94 dB
BWC Factor = 10.80 dB
Location: 16.3, -2.9, 3.7 mm

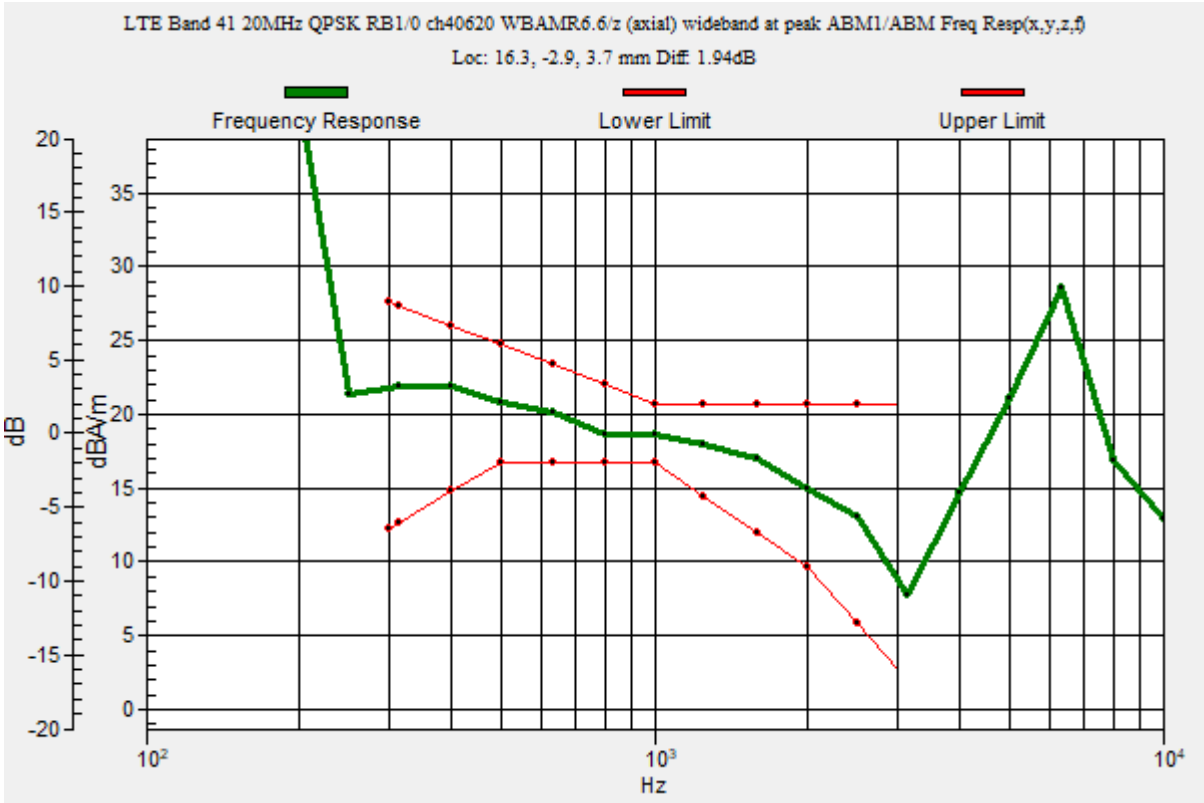

VoLTE_TDD

Communication System: UID 0, LTE (TDD) (0); Frequency: 2593 MHz; Duty Cycle: 1:2.30675
Phantom section: TCoil Section
DASY5 Configuration:
- Probe: AM1DV3 - 3140; ; Calibrated: 2022-09-26
- Sensor-Surface: 0mm (Fix Surface)
- Electronics: DAE4 Sn1343; Calibrated: 2022-08-18
- Phantom: HAC Test Arch with AMCC; Type: SD HAC P01 BB
- Measurement SW: DASY52, Version 52.10 (4);SEMCAD X Version 14.6.14 (7483)

T-Coil scan (scan for ANSI C63.19 2011 compliance)/LTE Band 41 20MHz QPSK RB1/0 ch40620 WBAMR6.6/z (axial) 4.2mm 50 x 50/ABM Interpolated Signal(x,y,z) (121x121x1):

Interpolated grid: dx=1.000 mm, dy=1.000 mm
Signal Type: Audio File (.wav) 48k_voice_1kHz_1s.wav
Output Gain: 24.04
Measure Window Start: 300ms
Measure Window Length: 1000ms
BWC applied: 0.16 dB
Device Reference Point: 0, 0, -6.3 mm

Cursor:
ABM1/ABM2 = 60.36 dB
ABM1 = 20.73 dBA/m
ABM2 = -39.63 dBA/m
BWC Factor = 0.16 dB
Location: 16.3, -2.9, 3.7 mm



0 dB = 10.87 A/m = 20.72 dBA/m

VoLTE_TDD

Communication System: UID 0, LTE (TDD) (0); Frequency: 2593 MHz; Duty Cycle: 1:2.30675
Phantom section: TCoil Section
DASY5 Configuration:
- Probe: AM1DV3 - 3140; ; Calibrated: 2022-09-26
- Sensor-Surface: 0mm (Fix Surface)
- Electronics: DAE4 Sn1343; Calibrated: 2022-08-18
- Phantom: HAC Test Arch with AMCC; Type: SD HAC P01 BB
- Measurement SW: DASY52, Version 52.10 (4);SEMCAD X Version 14.6.14 (7483)

T-Coil scan (scan for ANSI C63.19 2011 compliance)/LTE Band 41 20MHz QPSK RB1/0 ch40620 WBAMR6.6/y (transversal) 4.2mm 50 x 50/ABM Interpolated Signal(x,y,z) (121x121x1): Interpolated grid: dx=1.000 mm, dy=1.000 mm

Signal Type: Audio File (.wav) 48k_voice_1kHz_1s.wav
Output Gain: 24.04
Measure Window Start: 300ms
Measure Window Length: 1000ms
BWC applied: 0.16 dB
Device Reference Point: 0, 0, -6.3 mm

Cursor:
ABM1/ABM2 = 50.14 dB
ABM1 = 11.82 dBA/m
ABM2 = -38.32 dBA/m
BWC Factor = 0.16 dB
Location: 16.3, 6.7, 3.7 mm



0 dB = 4.018 A/m = 12.08 dBA/m

VoLTE_TDD

Communication System: UID 0, LTE (TDD) (0); Frequency: 3603.3 MHz;Duty Cycle: 1:2.30675

T-Coil scan (scan for ANSI C63.19 2011 compliance)/LTE Band 48 20MHz QPSK RB1/0 ch55773 WBAMR6.6/z (axial) wideband at peak ABM1/ABM Freq Resp(x,y,z,f) (1x1x1):

Measurement grid: dx=10mm, dy=10mm
Signal Type: Audio File (.wav) 48k_voice_300-3000_2s.wav
Output Gain: 47.1
Measure Window Start: 500ms
Measure Window Length: 2000ms
BWC applied: 10.80 dB
Device Reference Point: 0, 0, -6.3 mm

Category	Telephone parameters WD signal quality [(signal+noise)-to-noise ratio in decibels]
Category T1	0 dB to 10 dB
Category T2	10 dB to 20 dB
Category T3	20 dB to 30 dB
Category T4	> 30 dB

Cursor:
Diff = 2.00 dB
BWC Factor = 10.80 dB
Location: 16.3, -2.5, 3.7 mm

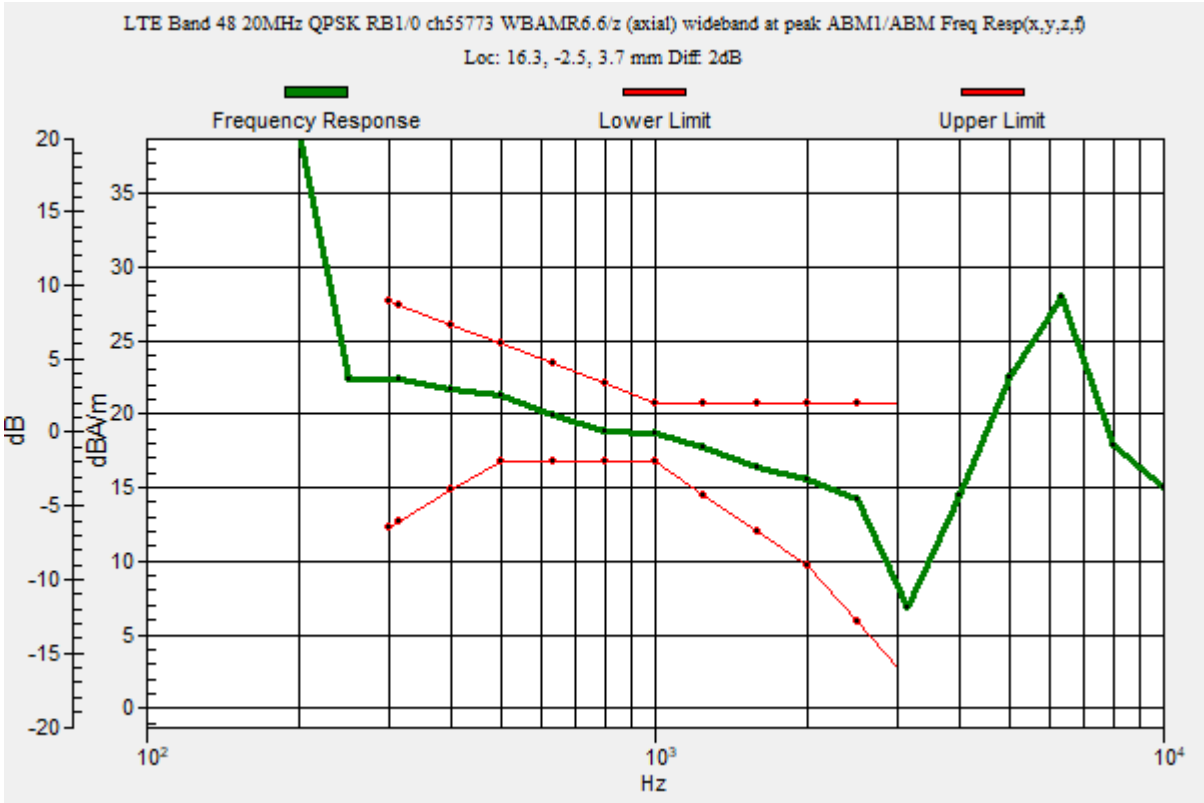

VoLTE_TDD

Communication System: UID 0, LTE (TDD) (0); Frequency: 3603.3 MHz; Duty Cycle: 1:2.30675
Phantom section: TCoil Section
DASY5 Configuration:
- Probe: AM1DV3 - 3140; ; Calibrated: 2022-09-26
- Sensor-Surface: 0mm (Fix Surface)
- Electronics: DAE4 Sn1343; Calibrated: 2022-08-18
- Phantom: HAC Test Arch with AMCC; Type: SD HAC P01 BB
- Measurement SW: DASY52, Version 52.10 (4);SEMCAD X Version 14.6.14 (7483)

T-Coil scan (scan for ANSI C63.19 2011 compliance)/LTE Band 48 20MHz QPSK RB1/0 ch55773 WBAMR6.6/z (axial) 4.2mm 50 x 50/ABM Interpolated Signal(x,y,z) (121x121x1):

Interpolated grid: dx=1.000 mm, dy=1.000 mm
Signal Type: Audio File (.wav) 48k_voice_1kHz_1s.wav
Output Gain: 24.04
Measure Window Start: 300ms
Measure Window Length: 1000ms
BWC applied: 0.16 dB
Device Reference Point: 0, 0, -6.3 mm

Cursor:
ABM1/ABM2 = 53.10 dB
ABM1 = 20.49 dBA/m
ABM2 = -32.61 dBA/m
BWC Factor = 0.16 dB
Location: 16.3, -2.5, 3.7 mm



0 dB = 10.58 A/m = 20.49 dBA/m

VoLTE_TDD

Communication System: UID 0, LTE (TDD) (0); Frequency: 3603.3 MHz; Duty Cycle: 1:2.30675
Phantom section: TCoil Section
DASY5 Configuration:
- Probe: AM1DV3 - 3140; ; Calibrated: 2022-09-26
- Sensor-Surface: 0mm (Fix Surface)
- Electronics: DAE4 Sn1343; Calibrated: 2022-08-18
- Phantom: HAC Test Arch with AMCC; Type: SD HAC P01 BB
- Measurement SW: DASY52, Version 52.10 (4);SEMCAD X Version 14.6.14 (7483)

T-Coil scan (scan for ANSI C63.19 2011 compliance)/LTE Band 48 20MHz QPSK RB1/0 ch55773 WBAMR6.6/y (transversal) 4.2mm 50 x 50/ABM Interpolated Signal(x,y,z) (121x121x1): Interpolated grid: dx=1.000 mm, dy=1.000 mm

Signal Type: Audio File (.wav) 48k_voice_1kHz_1s.wav
Output Gain: 24.04
Measure Window Start: 300ms
Measure Window Length: 1000ms
BWC applied: 0.16 dB
Device Reference Point: 0, 0, -6.3 mm

Cursor:
ABM1/ABM2 = 47.59 dB
ABM1 = 11.88 dBA/m
ABM2 = -35.71 dBA/m
BWC Factor = 0.16 dB
Location: 16.7, 7.1, 3.7 mm



0 dB = 3.925 A/m = 11.88 dBA/m

VoNR FDD

Communication System: UID 10947 - AAC, 5G NR (DFT-s-OFDM, 100% RB, 20 MHz, QPSK, 15 kHz); Frequency: 836.5 MHz;Duty Cycle: 1:3.86456

T-Coil scan (scan for ANSI C63.19 2011 compliance)/NR Band n5 20MHz DFT-s-OFDM QPSK RB100/0 ch167300 AMRWB6.6/z (axial) wideband at peak ABM1/ABM Freq Resp(x,y,z,f) (1x1x1): Measurement grid: dx=10mm, dy=10mm

Signal Type: Audio File (.wav) 48k_voice_300-3000_2s.wav
Output Gain: 29.72
Measure Window Start: 500ms
Measure Window Length: 2000ms
BWC applied: 10.80 dB
Device Reference Point: 0, 0, -6.3 mm

Category	Telephone parameters WD signal quality [(signal+noise)-to-noise ratio in decibels]
Category T1	0 dB to 10 dB
Category T2	10 dB to 20 dB
Category T3	20 dB to 30 dB
Category T4	> 30 dB

Cursor:
Diff = 1.78 dB
BWC Factor = 10.80 dB
Location: 16.7, -2.5, 3.7 mm

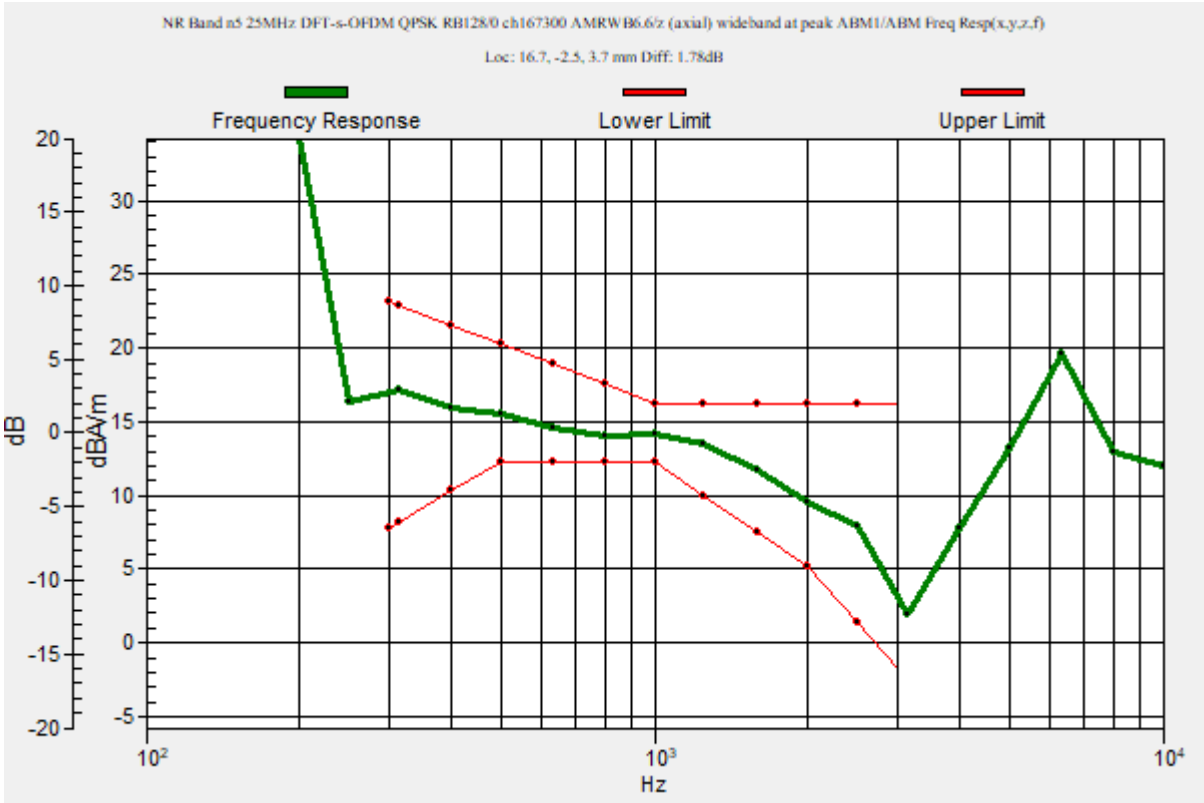

VoNR FDD

Communication System: UID 10947 - AAC, 5G NR (DFT-s-OFDM, 100% RB, 20 MHz, QPSK, 15 kHz); Frequency: 836.5 MHz; Duty Cycle: 1:3.86456
Phantom section: TCoil Section
DASY5 Configuration:
- Probe: AM1DV3 - 3140; ; Calibrated: 2022-09-26
- Sensor-Surface: 0mm (Fix Surface)
- Electronics: DAE4 Sn1343; Calibrated: 2022-08-18
- Phantom: HAC Test Arch with AMCC; Type: SD HAC P01 BB
- Measurement SW: DASY52, Version 52.10 (4);SEMCAD X Version 14.6.14 (7483)

T-Coil scan (scan for ANSI C63.19 2011 compliance)/NR Band n5 20MHz DFT-s-OFDM QPSK RB100/0 ch167300 AMRWB6.6/z (axial) 4.2mm 50 x 50/ABM Interpolated Signal(x,y,z) (121x121x1): Interpolated grid: dx=1.000 mm, dy=1.000 mm

Signal Type: Audio File (.wav) 48k_voice_1kHz_1s.wav
Output Gain: 15.17
Measure Window Start: 300ms
Measure Window Length: 1000ms
BWC applied: 0.16 dB
Device Reference Point: 0, 0, -6.3 mm

Cursor:
ABM1/ABM2 = 47.40 dB
ABM1 = 13.52 dBA/m
ABM2 = -33.88 dBA/m
BWC Factor = 0.16 dB
Location: 16.7, -2.5, 3.7 mm



0 dB = 4.742 A/m = 13.52 dBA/m

VoNR FDD

Communication System: UID 10947 - AAC, 5G NR (DFT-s-OFDM, 100% RB, 20 MHz, QPSK, 15 kHz); Frequency: 836.5 MHz; Duty Cycle: 1:3.86456
Phantom section: TCoil Section
DASY5 Configuration:
- Probe: AM1DV3 - 3140; ; Calibrated: 2022-09-26
- Sensor-Surface: 0mm (Fix Surface)
- Electronics: DAE4 Sn1343; Calibrated: 2022-08-18
- Phantom: HAC Test Arch with AMCC; Type: SD HAC P01 BB
- Measurement SW: DASY52, Version 52.10 (4);SEMCAD X Version 14.6.14 (7483)

T-Coil scan (scan for ANSI C63.19 2011 compliance)/NR Band n5 20MHz DFT-s-OFDM QPSK RB100/0 ch167300 AMRWB6.6/y (transversal) 4.2mm 50 x 50/ABM Interpolated Signal(x,y,z) (121x121x1): Interpolated grid: dx=1.000 mm, dy=1.000 mm

Signal Type: Audio File (.wav) 48k_voice_1kHz_1s.wav
Output Gain: 15.17
Measure Window Start: 300ms
Measure Window Length: 1000ms
BWC applied: 0.16 dB
Device Reference Point: 0, 0, -6.3 mm

Cursor:
ABM1/ABM2 = 41.46 dB
ABM1 = 4.96 dBA/m
ABM2 = -36.50 dBA/m
BWC Factor = 0.16 dB
Location: 16.7, 7.5, 3.7 mm



0 dB = 1.786 A/m = 5.04 dBA/m

VoNR FDD

Communication System: UID 10946 - AAC, 5G NR (DFT-s-OFDM, 100% RB, 15 MHz, QPSK, 15 kHz); Frequency: 707.5 MHz;Duty Cycle: 1:3.82913

T-Coil scan (scan for ANSI C63.19 2011 compliance)/NR Band n12 15MHz DFT-s-OFDM QPSK RB75/0 ch141500 AMRWB6.6/z (axial) wideband at peak ABM1/ABM Freq Resp(x,y,z,f) (1x1x1): Measurement grid: dx=10mm, dy=10mm

Signal Type: Audio File (.wav) 48k_voice_300-3000_2s.wav
Output Gain: 25.72
Measure Window Start: 1000ms
Measure Window Length: 2000ms
BWC applied: 10.80 dB
Device Reference Point: 0, 0, -6.3 mm

Category	Telephone parameters WD signal quality [(signal+noise)-to-noise ratio in decibels]
Category T1	0 dB to 10 dB
Category T2	10 dB to 20 dB
Category T3	20 dB to 30 dB
Category T4	> 30 dB

Cursor:
Diff = 2.00 dB
BWC Factor = 10.80 dB
Location: 16.7, -1.3, 3.7 mm

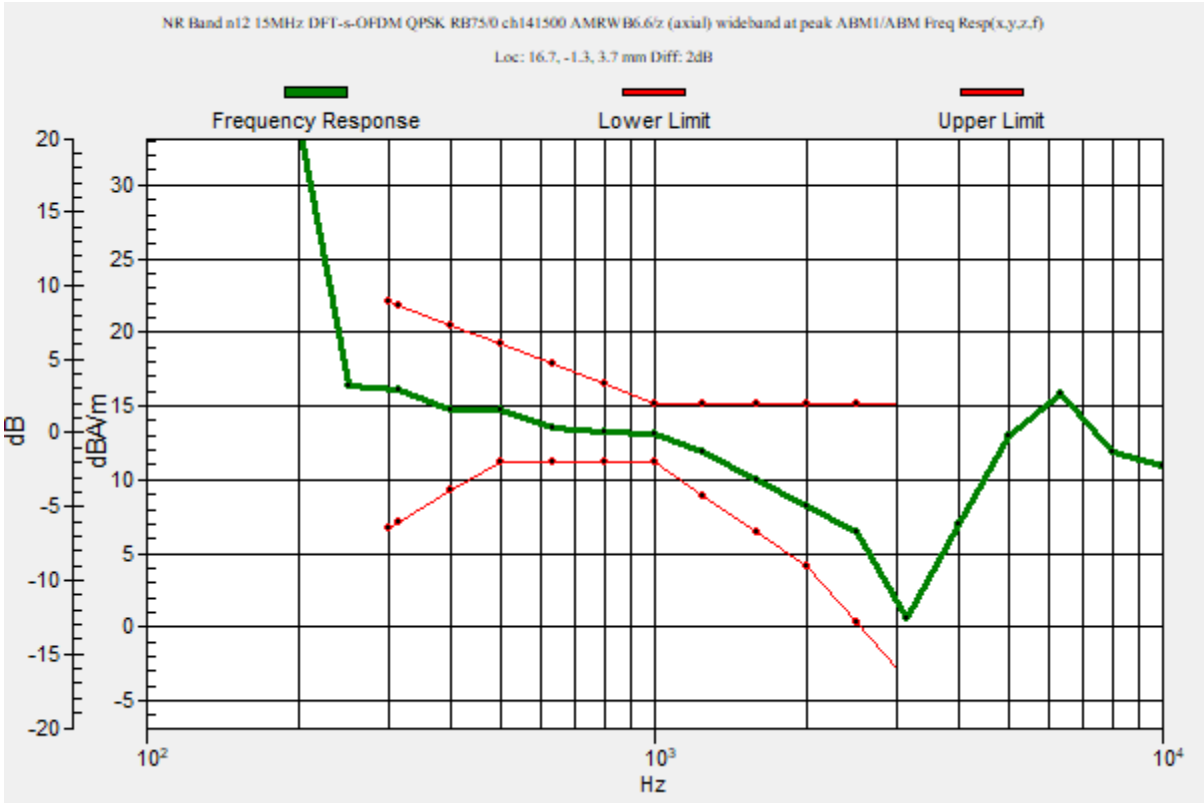

VoNR FDD

Communication System: UID 10946 - AAC, 5G NR (DFT-s-OFDM, 100% RB, 15 MHz, QPSK, 15 kHz); Frequency: 707.5 MHz; Duty Cycle: 1:3.82913
Phantom section: TCoil Section
DASY5 Configuration:
- Probe: AM1DV3 - 3140; ; Calibrated: 2022-09-26
- Sensor-Surface: 0mm (Fix Surface)
- Electronics: DAE4 Sn1343; Calibrated: 2022-08-18
- Phantom: HAC Test Arch with AMCC; Type: SD HAC P01 BB
- Measurement SW: DASY52, Version 52.10 (4);SEMCAD X Version 14.6.14 (7483)

T-Coil scan (scan for ANSI C63.19 2011 compliance)/NR Band n12 15MHz DFT-s-OFDM QPSK RB75/0 ch141500 AMRWB6.6/z (axial) 4.2mm 50 x 50/ABM Interpolated Signal(x,y,z) (121x121x1): Interpolated grid: dx=1.000 mm, dy=1.000 mm

Signal Type: Audio File (.wav) 48k_voice_1kHz_1s.wav
Output Gain: 15.17
Measure Window Start: 300ms
Measure Window Length: 1000ms
BWC applied: 0.16 dB
Device Reference Point: 0, 0, -6.3 mm

Cursor:
ABM1/ABM2 = 49.04 dB
ABM1 = 13.35 dBA/m
ABM2 = -35.69 dBA/m
BWC Factor = 0.16 dB
Location: 16.7, -1.3, 3.7 mm



0 dB = 4.652 A/m = 13.35 dBA/m

VoNR FDD

Communication System: UID 10946 - AAC, 5G NR (DFT-s-OFDM, 100% RB, 15 MHz, QPSK, 15 kHz); Frequency: 707.5 MHz; Duty Cycle: 1:3.82913
Phantom section: TCoil Section
DASY5 Configuration:
- Probe: AM1DV3 - 3140; ; Calibrated: 2022-09-26
- Sensor-Surface: 0mm (Fix Surface)
- Electronics: DAE4 Sn1343; Calibrated: 2022-08-18
- Phantom: HAC Test Arch with AMCC; Type: SD HAC P01 BB
- Measurement SW: DASY52, Version 52.10 (4);SEMCAD X Version 14.6.14 (7483)

T-Coil scan (scan for ANSI C63.19 2011 compliance)/NR Band n12 15MHz DFT-s-OFDM QPSK RB75/0 ch141500 AMRWB6.6/y (transversal) 4.2mm 50 x 50/ABM Interpolated Signal(x,y,z) (121x121x1): Interpolated grid: dx=1.000 mm, dy=1.000 mm

Signal Type: Audio File (.wav) 48k_voice_1kHz_1s.wav
Output Gain: 15.17
Measure Window Start: 300ms
Measure Window Length: 1000ms
BWC applied: 0.16 dB
Device Reference Point: 0, 0, -6.3 mm

Cursor:
ABM1/ABM2 = 41.14 dB
ABM1 = 4.97 dBA/m
ABM2 = -36.17 dBA/m
BWC Factor = 0.16 dB
Location: 16.7, 7.5, 3.7 mm



0 dB = 1.823 A/m = 5.22 dBA/m

VoNR FDD

Communication System: UID 10950 - AAC, 5G NR (DFT-s-OFDM, 100% RB, 40 MHz, QPSK, 15 kHz); Frequency: 1882.5 MHz;Duty Cycle: 1:3.93097

T-Coil scan (scan for ANSI C63.19 2011 compliance)/NR Band n25 40MHz DFT-s-OFDM QPSK RB216/0 ch376500 AMRWB6.6/z (axial) wideband at peak ABM1/ABM Freq Resp(x,y,z,f) (1x1x1): Measurement grid: dx=10mm, dy=10mm

Signal Type: Audio File (.wav) 48k_voice_300-3000_2s.wav
Output Gain: 29.72
Measure Window Start: 500ms
Measure Window Length: 2000ms
BWC applied: 10.80 dB
Device Reference Point: 0, 0, -6.3 mm

Category	Telephone parameters WD signal quality [(signal+noise)-to-noise ratio in decibels]
Category T1	0 dB to 10 dB
Category T2	10 dB to 20 dB
Category T3	20 dB to 30 dB
Category T4	> 30 dB

Cursor:
Diff = 1.31 dB
BWC Factor = 10.80 dB
Location: 16.7, -1.3, 3.7 mm

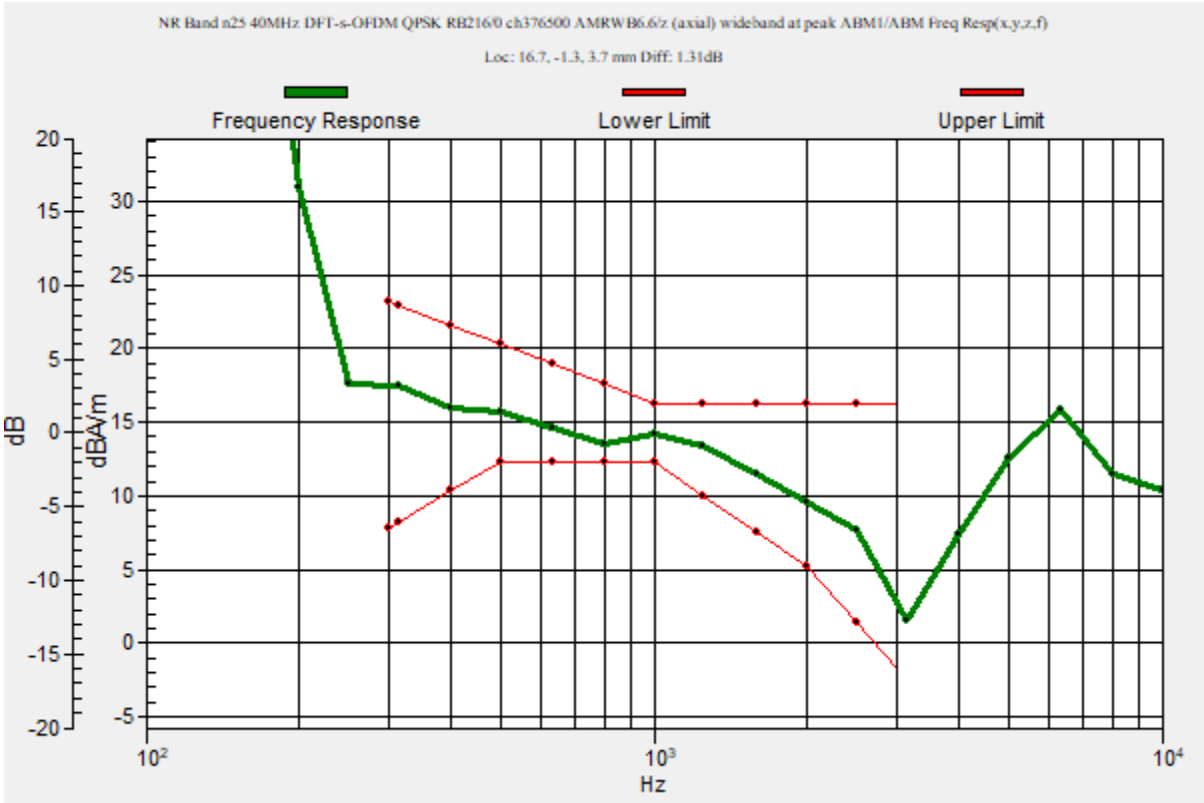

VoNR FDD

Communication System: UID 10950 - AAC, 5G NR (DFT-s-OFDM, 100% RB, 40 MHz, QPSK, 15 kHz); Frequency: 1882.5 MHz; Duty Cycle: 1:3.93097
Phantom section: TCoil Section
DASY5 Configuration:
- Probe: AM1DV3 - 3140; ; Calibrated: 2022-09-26
- Sensor-Surface: 0mm (Fix Surface)
- Electronics: DAE4 Sn1343; Calibrated: 2022-08-18
- Phantom: HAC Test Arch with AMCC; Type: SD HAC P01 BB
- Measurement SW: DASY52, Version 52.10 (4);SEMCAD X Version 14.6.14 (7483)

T-Coil scan (scan for ANSI C63.19 2011 compliance)/NR Band n25 40MHz DFT-s-OFDM QPSK RB216/0 ch376500 AMRWB6.6/z (axial) 4.2mm 50 x 50/ABM Interpolated Signal(x,y,z) (121x121x1): Interpolated grid: dx=1.000 mm, dy=1.000 mm

Signal Type: Audio File (.wav) 48k_voice_1kHz_1s.wav
Output Gain: 15.17
Measure Window Start: 300ms
Measure Window Length: 1000ms
BWC applied: 0.16 dB
Device Reference Point: 0, 0, -6.3 mm

Cursor:
ABM1/ABM2 = 52.86 dB
ABM1 = 13.73 dBA/m
ABM2 = -39.13 dBA/m
BWC Factor = 0.16 dB
Location: 16.7, -1.3, 3.7 mm



0 dB = 4.860 A/m = 13.73 dBA/m

VoNR FDD

Communication System: UID 10950 - AAC, 5G NR (DFT-s-OFDM, 100% RB, 40 MHz, QPSK, 15 kHz); Frequency: 1882.5 MHz; Duty Cycle: 1:3.93097
Phantom section: TCoil Section
DASY5 Configuration:
- Probe: AM1DV3 - 3140; ; Calibrated: 2022-09-26
- Sensor-Surface: 0mm (Fix Surface)
- Electronics: DAE4 Sn1343; Calibrated: 2022-08-18
- Phantom: HAC Test Arch with AMCC; Type: SD HAC P01 BB
- Measurement SW: DASY52, Version 52.10 (4);SEMCAD X Version 14.6.14 (7483)

T-Coil scan (scan for ANSI C63.19 2011 compliance)/NR Band n25 40MHz DFT-s-OFDM QPSK RB216/0 ch376500 AMRWB6.6/y (transversal) 4.2mm 50 x 50/ABM Interpolated Signal(x,y,z) (121x121x1): Interpolated grid: dx=1.000 mm, dy=1.000 mm

Signal Type: Audio File (.wav) 48k_voice_1kHz_1s.wav
Output Gain: 15.17
Measure Window Start: 300ms
Measure Window Length: 1000ms
BWC applied: 0.16 dB
Device Reference Point: 0, 0, -6.3 mm

Cursor:
ABM1/ABM2 = 38.60 dB
ABM1 = 5.00 dBA/m
ABM2 = -33.60 dBA/m
BWC Factor = 0.16 dB
Location: 16.7, 7.5, 3.7 mm



0 dB = 1.778 A/m = 5.00 dBA/m

VoNR FDD

Communication System: UID 10945 - AAC, 5G NR (DFT-s-OFDM, 100% RB, 10 MHz, QPSK, 15 kHz); Frequency: 2310 MHz;Duty Cycle: 1:3.84326

T-Coil scan (scan for ANSI C63.19 2011 compliance)/NR Band n30 10MHz DFT-s-OFDM QPSK RB50/0 ch141500 AMRWB6.6/z (axial) wideband at peak ABM1/ABM Freq Resp(x,y,z,f) (1x1x1): Measurement grid: dx=10mm, dy=10mm

Signal Type: Audio File (.wav) 48k_voice_300-3000_2s.wav
Output Gain: 25.72
Measure Window Start: 500ms
Measure Window Length: 2000ms
BWC applied: 10.80 dB
Device Reference Point: 0, 0, -6.3 mm

Category	Telephone parameters WD signal quality [(signal+noise)-to-noise ratio in decibels]
Category T1	0 dB to 10 dB
Category T2	10 dB to 20 dB
Category T3	20 dB to 30 dB
Category T4	> 30 dB

Cursor:
Diff = 1.79 dB
BWC Factor = 10.80 dB
Location: 16.7, -1.3, 3.7 mm

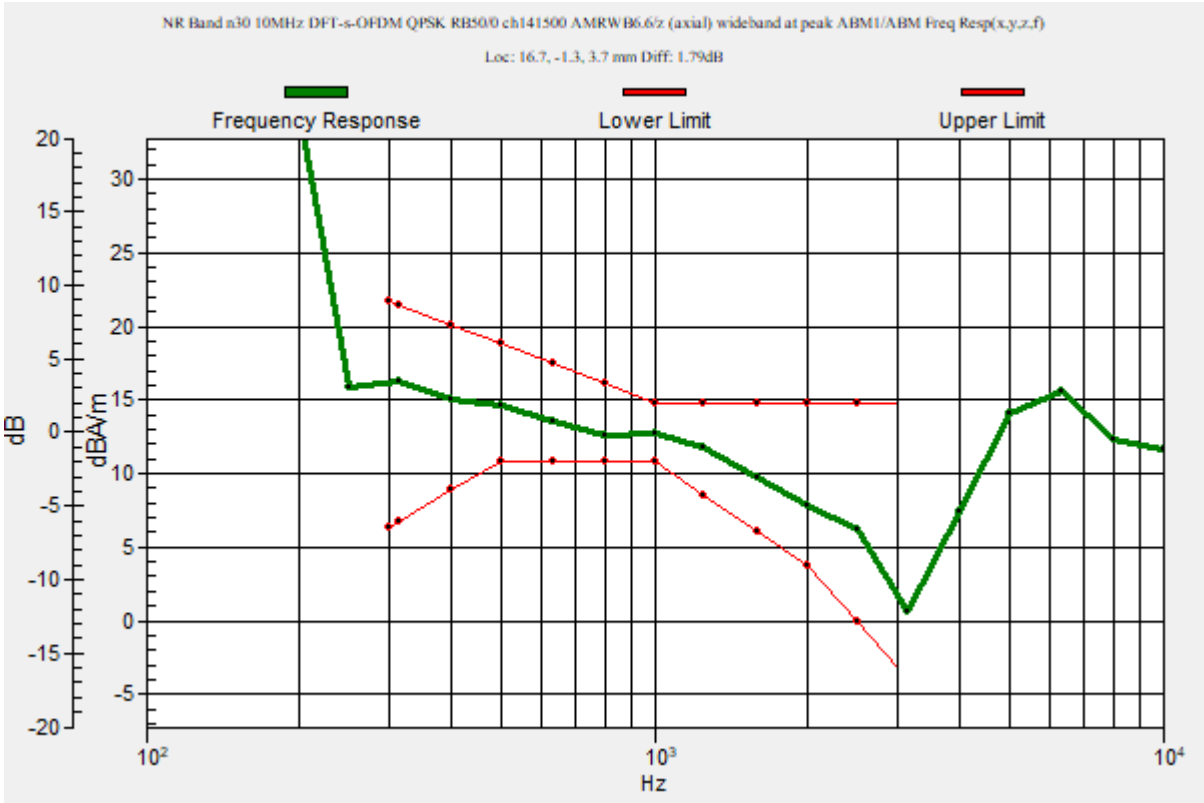

VoNR FDD

Communication System: UID 10945 - AAC, 5G NR (DFT-s-OFDM, 100% RB, 10 MHz, QPSK, 15 kHz); Frequency: 2310 MHz; Duty Cycle: 1:3.84326
Phantom section: TCoil Section
DASY5 Configuration:
- Probe: AM1DV3 - 3140; ; Calibrated: 2022-09-26
- Sensor-Surface: 0mm (Fix Surface)
- Electronics: DAE4 Sn1343; Calibrated: 2022-08-18
- Phantom: HAC Test Arch with AMCC; Type: SD HAC P01 BB
- Measurement SW: DASY52, Version 52.10 (4);SEMCAD X Version 14.6.14 (7483)

T-Coil scan (scan for ANSI C63.19 2011 compliance)/NR Band n30 10MHz DFT-s-OFDM QPSK RB50/0 ch141500 AMRWB6.6/z (axial) 4.2mm 50 x 50/ABM Interpolated Signal(x,y,z) (121x121x1): Interpolated grid: dx=1.000 mm, dy=1.000 mm

Signal Type: Audio File (.wav) 48k_voice_1kHz_1s.wav
Output Gain: 15.17
Measure Window Start: 300ms
Measure Window Length: 1000ms
BWC applied: 0.16 dB
Device Reference Point: 0, 0, -6.3 mm

Cursor:
ABM1/ABM2 = 52.04 dB
ABM1 = 13.56 dBA/m
ABM2 = -38.48 dBA/m
BWC Factor = 0.16 dB
Location: 16.7, -1.3, 3.7 mm



0 dB = 4.764 A/m = 13.56 dBA/m

VoNR FDD

Communication System: UID 10945 - AAC, 5G NR (DFT-s-OFDM, 100% RB, 10 MHz, QPSK, 15 kHz); Frequency: 2310 MHz; Duty Cycle: 1:3.84326
Phantom section: TCoil Section
DASY5 Configuration:
- Probe: AM1DV3 - 3140; ; Calibrated: 2022-09-26
- Sensor-Surface: 0mm (Fix Surface)
- Electronics: DAE4 Sn1343; Calibrated: 2022-08-18
- Phantom: HAC Test Arch with AMCC; Type: SD HAC P01 BB
- Measurement SW: DASY52, Version 52.10 (4);SEMCAD X Version 14.6.14 (7483)

T-Coil scan (scan for ANSI C63.19 2011 compliance)/NR Band n30 10MHz DFT-s-OFDM QPSK RB50/0 ch141500 AMRWB6.6/y (transversal) 4.2mm 50 x 50/ABM Interpolated Signal(x,y,z) (121x121x1): Interpolated grid: dx=1.000 mm, dy=1.000 mm

Signal Type: Audio File (.wav) 48k_voice_1kHz_1s.wav
Output Gain: 15.17
Measure Window Start: 300ms
Measure Window Length: 1000ms
BWC applied: 0.16 dB
Device Reference Point: 0, 0, -6.3 mm

Cursor:
ABM1/ABM2 = 40.47 dB
ABM1 = 5.04 dBA/m
ABM2 = -35.43 dBA/m
BWC Factor = 0.16 dB
Location: 16.7, 7.5, 3.7 mm



0 dB = 1.800 A/m = 5.11 dBA/m

VoNR FDD

Communication System: UID 10950 - AAC, 5G NR (DFT-s-OFDM, 100% RB, 40 MHz, QPSK, 15 kHz); Frequency: 1745 MHz;Duty Cycle: 1:3.93097

T-Coil scan (scan for ANSI C63.19 2011 compliance)/NR Band n66 40MHz DFT-s-OFDM QPSK RB216/0 ch349000 AMRWB6.6/z (axial) wideband at peak ABM1/ABM Freq Resp(x,y,z,f) (1x1x1): Measurement grid: dx=10mm, dy=10mm

Signal Type: Audio File (.wav) 48k_voice_300-3000_2s.wav
Output Gain: 29.72
Measure Window Start: 500ms
Measure Window Length: 2000ms
BWC applied: 10.80 dB
Device Reference Point: 0, 0, -6.3 mm

Category	Telephone parameters WD signal quality [(signal+noise)-to-noise ratio in decibels]
Category T1	0 dB to 10 dB
Category T2	10 dB to 20 dB
Category T3	20 dB to 30 dB
Category T4	> 30 dB

Cursor:
Diff = 2.00 dB
BWC Factor = 10.80 dB
Location: 16.7, -0.8, 3.7 mm

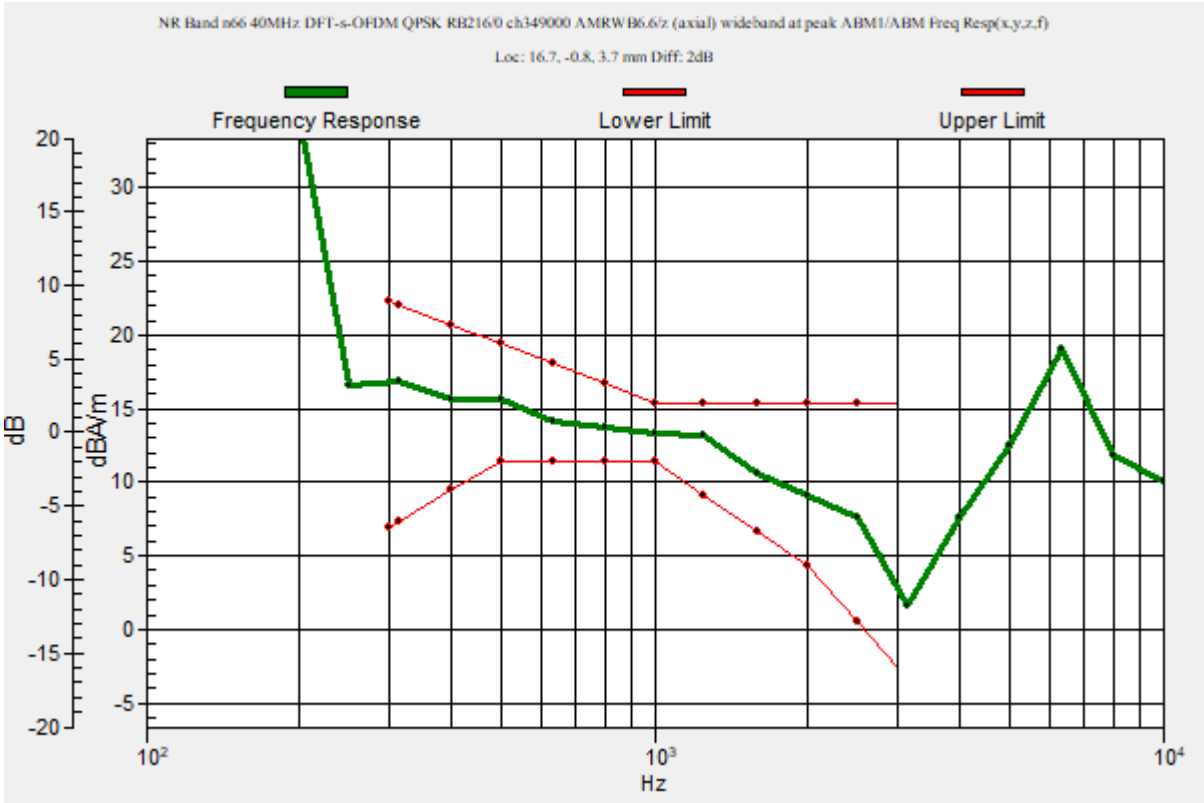

VoNR FDD

Communication System: UID 10950 - AAC, 5G NR (DFT-s-OFDM, 100% RB, 40 MHz, QPSK, 15 kHz); Frequency: 1745 MHz; Duty Cycle: 1:3.93097
Phantom section: TCoil Section
DASY5 Configuration:
- Probe: AM1DV3 - 3140; ; Calibrated: 2022-09-26
- Sensor-Surface: 0mm (Fix Surface)
- Electronics: DAE4 Sn1343; Calibrated: 2022-08-18
- Phantom: HAC Test Arch with AMCC; Type: SD HAC P01 BB
- Measurement SW: DASY52, Version 52.10 (4);SEMCAD X Version 14.6.14 (7483)

T-Coil scan (scan for ANSI C63.19 2011 compliance)/NR Band n66 40MHz DFT-s-OFDM QPSK RB216/0 ch349000 AMRWB6.6/z (axial) 4.2mm 50 x 50/ABM Interpolated Signal(x,y,z) (121x121x1): Interpolated grid: dx=1.000 mm, dy=1.000 mm

Signal Type: Audio File (.wav) 48k_voice_1kHz_1s.wav
Output Gain: 15.17
Measure Window Start: 300ms
Measure Window Length: 1000ms
BWC applied: 0.16 dB
Device Reference Point: 0, 0, -6.3 mm

Cursor:
ABM1/ABM2 = 52.09 dB
ABM1 = 13.35 dBA/m
ABM2 = -38.74 dBA/m
BWC Factor = 0.16 dB
Location: 16.7, -0.8, 3.7 mm



0 dB = 4.651 A/m = 13.35 dBA/m

VoNR FDD

Communication System: UID 10950 - AAC, 5G NR (DFT-s-OFDM, 100% RB, 40 MHz, QPSK, 15 kHz); Frequency: 1745 MHz; Duty Cycle: 1:3.93097
Phantom section: TCoil Section
DASY5 Configuration:
- Probe: AM1DV3 - 3140; ; Calibrated: 2022-09-26
- Sensor-Surface: 0mm (Fix Surface)
- Electronics: DAE4 Sn1343; Calibrated: 2022-08-18
- Phantom: HAC Test Arch with AMCC; Type: SD HAC P01 BB
- Measurement SW: DASY52, Version 52.10 (4);SEMCAD X Version 14.6.14 (7483)

T-Coil scan (scan for ANSI C63.19 2011 compliance)/NR Band n66 40MHz DFT-s-OFDM QPSK RB216/0 ch349000 AMRWB6.6/y (transversal) 4.2mm 50 x 50/ABM Interpolated Signal(x,y,z) (121x121x1): Interpolated grid: dx=1.000 mm, dy=1.000 mm

Signal Type: Audio File (.wav) 48k_voice_1kHz_1s.wav
Output Gain: 15.17
Measure Window Start: 300ms
Measure Window Length: 1000ms
BWC applied: 0.16 dB
Device Reference Point: 0, 0, -6.3 mm

Cursor:
ABM1/ABM2 = 36.44 dB
ABM1 = 5.13 dBA/m
ABM2 = -31.31 dBA/m
BWC Factor = 0.16 dB
Location: 16.7, 7.9, 3.7 mm



0 dB = 1.805 A/m = 5.13 dBA/m

VoNR FDD

Communication System: UID 10947 - AAC, 5G NR (DFT-s-OFDM, 100% RB, 20 MHz, QPSK, 15 kHz); Frequency: 680.5 MHz;Duty Cycle: 1:3.86456

T-Coil scan (scan for ANSI C63.19 2011 compliance)/NR Band n71 20MHz DFT-s-OFDM QPSK RB100/0 ch136100 AMRWB6.6/z (axial) wideband at peak ABM1/ABM Freq Resp(x,y,z,f) (1x1x1): Measurement grid: dx=10mm, dy=10mm

Signal Type: Audio File (.wav) 48k_voice_300-3000_2s.wav
Output Gain: 25.72
Measure Window Start: 500ms
Measure Window Length: 2000ms
BWC applied: 10.80 dB
Device Reference Point: 0, 0, -6.3 mm

Category	Telephone parameters WD signal quality [(signal+noise)-to-noise ratio in decibels]
Category T1	0 dB to 10 dB
Category T2	10 dB to 20 dB
Category T3	20 dB to 30 dB
Category T4	> 30 dB

Cursor:
Diff = 1.57 dB
BWC Factor = 10.80 dB
Location: 16.7, -1.7, 3.7 mm

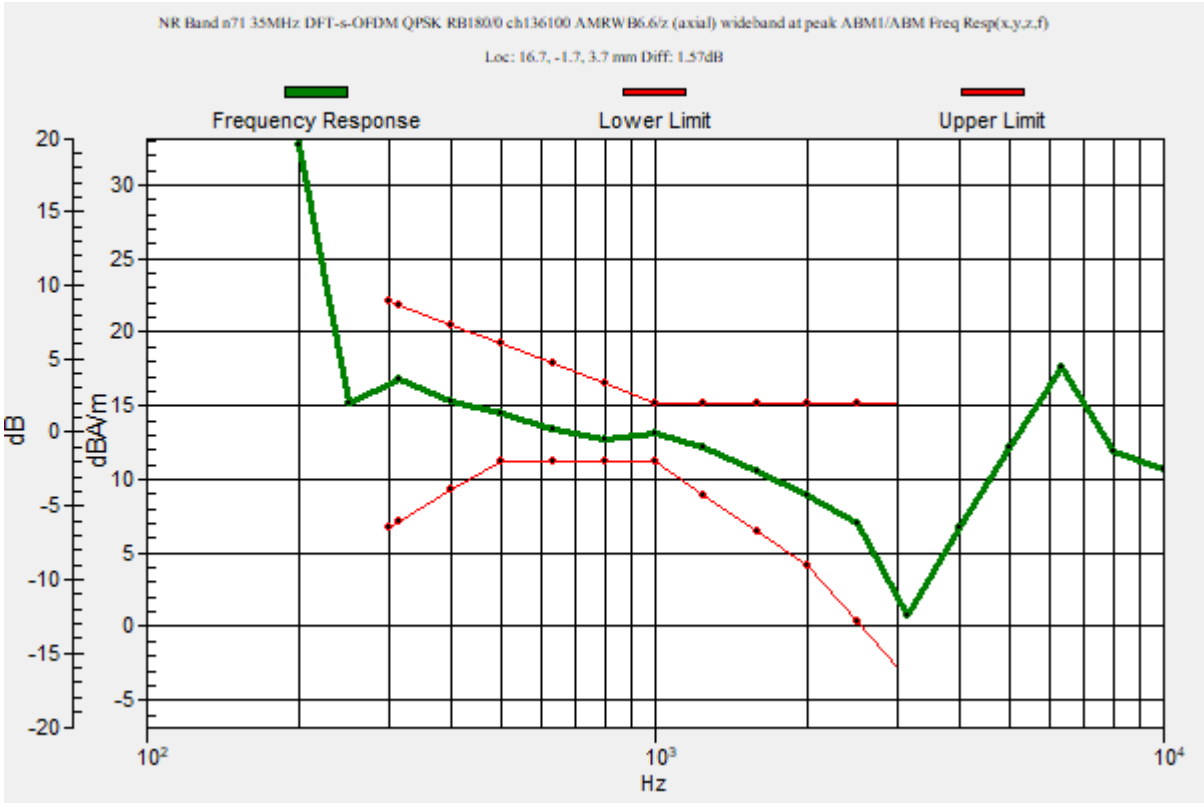

VoNR FDD

Communication System: UID 10947 - AAC, 5G NR (DFT-s-OFDM, 100% RB, 20 MHz, QPSK, 15 kHz); Frequency: 680.5 MHz; Duty Cycle: 1:3.86456
Phantom section: TCoil Section
DASY5 Configuration:
- Probe: AM1DV3 - 3140; ; Calibrated: 2022-09-26
- Sensor-Surface: 0mm (Fix Surface)
- Electronics: DAE4 Sn1343; Calibrated: 2022-08-18
- Phantom: HAC Test Arch with AMCC; Type: SD HAC P01 BB
- Measurement SW: DASY52, Version 52.10 (4);SEMCAD X Version 14.6.14 (7483)

T-Coil scan (scan for ANSI C63.19 2011 compliance)/NR Band n71 20MHz DFT-s-OFDM QPSK RB100/0 ch136100 AMRWB6.6/z (axial) 4.2mm 50 x 50/ABM Interpolated Signal(x,y,z) (121x121x1): Interpolated grid: dx=1.000 mm, dy=1.000 mm

Signal Type: Audio File (.wav) 48k_voice_1kHz_1s.wav
Output Gain: 15.17
Measure Window Start: 300ms
Measure Window Length: 1000ms
BWC applied: 0.16 dB
Device Reference Point: 0, 0, -6.3 mm

Cursor:
ABM1/ABM2 = 49.67 dB
ABM1 = 13.50 dBA/m
ABM2 = -36.17 dBA/m
BWC Factor = 0.16 dB
Location: 16.7, -1.7, 3.7 mm



0 dB = 4.733 A/m = 13.50 dBA/m

VoNR FDD

Communication System: UID 10947 - AAC, 5G NR (DFT-s-OFDM, 100% RB, 20 MHz, QPSK, 15 kHz); Frequency: 680.5 MHz; Duty Cycle: 1:3.86456
Phantom section: TCoil Section
DASY5 Configuration:
- Probe: AM1DV3 - 3140; ; Calibrated: 2022-09-26
- Sensor-Surface: 0mm (Fix Surface)
- Electronics: DAE4 Sn1343; Calibrated: 2022-08-18
- Phantom: HAC Test Arch with AMCC; Type: SD HAC P01 BB
- Measurement SW: DASY52, Version 52.10 (4);SEMCAD X Version 14.6.14 (7483)

T-Coil scan (scan for ANSI C63.19 2011 compliance)/NR Band n71 20MHz DFT-s-OFDM QPSK RB100/0 ch136100 AMRWB6.6/y (transversal) 4.2mm 50 x 50/ABM Interpolated Signal(x,y,z) (121x121x1): Interpolated grid: dx=1.000 mm, dy=1.000 mm

Signal Type: Audio File (.wav) 48k_voice_1kHz_1s.wav
Output Gain: 15.17
Measure Window Start: 300ms
Measure Window Length: 1000ms
BWC applied: 0.16 dB
Device Reference Point: 0, 0, -6.3 mm

Cursor:
ABM1/ABM2 = 42.09 dB
ABM1 = 5.21 dBA/m
ABM2 = -36.88 dBA/m
BWC Factor = 0.16 dB
Location: 16.7, 7.9, 3.7 mm



0 dB = 1.822 A/m = 5.21 dBA/m

VoNR TDD

Communication System: UID 10866 - AAD, 5G NR (DFT-s-OFDM, 1 RB, 100 MHz, QPSK, 30 kHz); Frequency: 2592.99 MHz;Duty Cycle: 1:3.69913

T-Coil scan (scan for ANSI C63.19 2011 compliance)/NR Band n41 100MHz DFT-s-OFDM QPSK RB1/1 ch518598 AMRWB6.6/z (axial) wideband at peak ABM1/ABM Freq Resp(x,y,z,f) (1x1x1): Measurement grid: dx=10mm, dy=10mm

Signal Type: Audio File (.wav) 48k_voice_300-3000_2s.wav
Output Gain: 29.72
Measure Window Start: 500ms
Measure Window Length: 2000ms
BWC applied: 10.80 dB
Device Reference Point: 0, 0, -6.3 mm

Category	Telephone parameters WD signal quality [(signal+noise)-to-noise ratio in decibels]
Category T1	0 dB to 10 dB
Category T2	10 dB to 20 dB
Category T3	20 dB to 30 dB
Category T4	> 30 dB

Cursor:
Diff = 1.89 dB
BWC Factor = 10.80 dB
Location: 16.7, -2.1, 3.7 mm

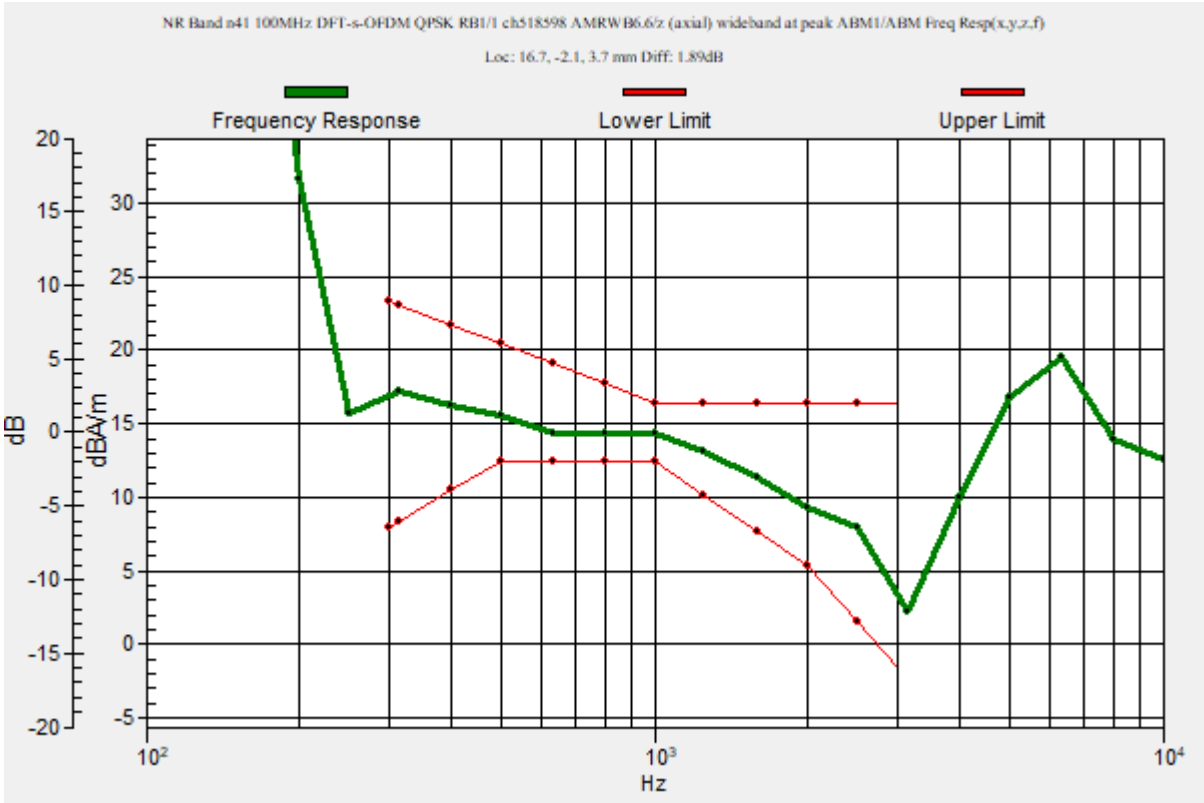

VoNR TDD

Communication System: UID 10866 - AAD, 5G NR (DFT-s-OFDM, 1 RB, 100 MHz, QPSK, 30 kHz); Frequency: 2592.99 MHz; Duty Cycle: 1:3.69913
Phantom section: TCoil Section
DASY5 Configuration:
- Probe: AM1DV3 - 3140; ; Calibrated: 2022-09-26
- Sensor-Surface: 0mm (Fix Surface)
- Electronics: DAE4 Sn1343; Calibrated: 2022-08-18
- Phantom: HAC Test Arch with AMCC; Type: SD HAC P01 BB
- Measurement SW: DASY52, Version 52.10 (4);SEMCAD X Version 14.6.14 (7483)

T-Coil scan (scan for ANSI C63.19 2011 compliance)/NR Band n41 100MHz DFT-s-OFDM QPSK RB1/1 ch518598 AMRWB6.6/z (axial) 4.2mm 50 x 50/ABM Interpolated Signal(x,y,z) (121x121x1): Interpolated grid: dx=1.000 mm, dy=1.000 mm

Signal Type: Audio File (.wav) 48k_voice_1kHz_1s.wav
Output Gain: 15.17
Measure Window Start: 300ms
Measure Window Length: 1000ms
BWC applied: 0.16 dB
Device Reference Point: 0, 0, -6.3 mm

Cursor:
ABM1/ABM2 = 52.45 dB
ABM1 = 13.35 dBA/m
ABM2 = -39.10 dBA/m
BWC Factor = 0.16 dB
Location: 16.7, -2.1, 3.7 mm



0 dB = 4.651 A/m = 13.35 dBA/m

VoNR TDD

Communication System: UID 10866 - AAD, 5G NR (DFT-s-OFDM, 1 RB, 100 MHz, QPSK, 30 kHz); Frequency: 2592.99 MHz; Duty Cycle: 1:3.69913
Phantom section: TCoil Section
DASY5 Configuration:
- Probe: AM1DV3 - 3140; ; Calibrated: 2022-09-26
- Sensor-Surface: 0mm (Fix Surface)
- Electronics: DAE4 Sn1343; Calibrated: 2022-08-18
- Phantom: HAC Test Arch with AMCC; Type: SD HAC P01 BB
- Measurement SW: DASY52, Version 52.10 (4);SEMCAD X Version 14.6.14 (7483)

T-Coil scan (scan for ANSI C63.19 2011 compliance)/NR Band n41 100MHz DFT-s-OFDM QPSK RB1/1 ch518598 AMRWB6.6/y (transversal) 4.2mm 50 x 50/ABM Interpolated Signal(x,y,z) (121x121x1): Interpolated grid: dx=1.000 mm, dy=1.000 mm

Signal Type: Audio File (.wav) 48k_voice_1kHz_1s.wav
Output Gain: 15.17
Measure Window Start: 300ms
Measure Window Length: 1000ms
BWC applied: 0.16 dB
Device Reference Point: 0, 0, -6.3 mm

Cursor:
ABM1/ABM2 = 35.99 dB
ABM1 = 4.91 dBA/m
ABM2 = -31.08 dBA/m
BWC Factor = 0.16 dB
Location: 16.7, 7.1, 3.7 mm



0 dB = 1.760 A/m = 4.91 dBA/m

VoNR TDD

Communication System: UID 10866 - AAD, 5G NR (DFT-s-OFDM, 1 RB, 100 MHz, QPSK, 30 kHz); Frequency: 3624.99 MHz;Duty Cycle: 1:3.69913

T-Coil scan (scan for ANSI C63.19 2011 compliance)/NR Band n48 40MHz DFT-s-OFDM QPSK RB1/1 ch641666 AMRWB6.6/z (axial) wideband at peak ABM1/ABM Freq Resp(x,y,z,f) (1x1x1): Measurement grid: dx=10mm, dy=10mm

Signal Type: Audio File (.wav) 48k_voice_300-3000_2s.wav
Output Gain: 29.72
Measure Window Start: 500ms
Measure Window Length: 2000ms
BWC applied: 10.80 dB
Device Reference Point: 0, 0, -6.3 mm

Category	Telephone parameters WD signal quality [(signal+noise)-to-noise ratio in decibels]
Category T1	0 dB to 10 dB
Category T2	10 dB to 20 dB
Category T3	20 dB to 30 dB
Category T4	> 30 dB

Cursor:
Diff = 2.00 dB
BWC Factor = 10.80 dB
Location: 16.7, -1.3, 3.7 mm

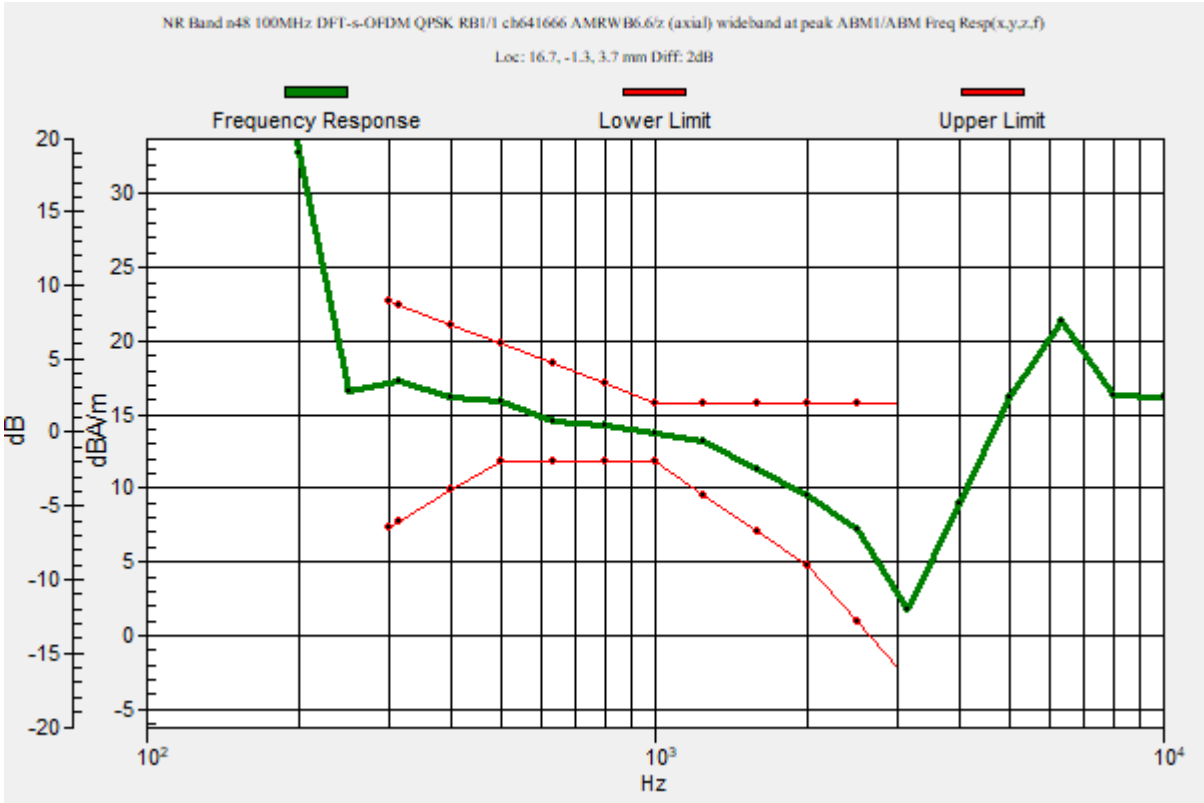

VoNR TDD

Communication System: UID 10866 - AAD, 5G NR (DFT-s-OFDM, 1 RB, 100 MHz, QPSK, 30 kHz); Frequency: 3624.99 MHz; Duty Cycle: 1:3.69913
Phantom section: TCoil Section
DASY5 Configuration:
- Probe: AM1DV3 - 3140; ; Calibrated: 2022-09-26
- Sensor-Surface: 0mm (Fix Surface)
- Electronics: DAE4 Sn1343; Calibrated: 2022-08-18
- Phantom: HAC Test Arch with AMCC; Type: SD HAC P01 BB
- Measurement SW: DASY52, Version 52.10 (4);SEMCAD X Version 14.6.14 (7483)

T-Coil scan (scan for ANSI C63.19 2011 compliance)/NR Band n48 40MHz DFT-s-OFDM QPSK RB1/1 ch641666 AMRWB6.6/z (axial) 4.2mm 50 x 50/ABM Interpolated Signal(x,y,z) (121x121x1): Interpolated grid: dx=1.000 mm, dy=1.000 mm

Signal Type: Audio File (.wav) 48k_voice_1kHz_1s.wav
Output Gain: 15.17
Measure Window Start: 300ms
Measure Window Length: 1000ms
BWC applied: 0.16 dB
Device Reference Point: 0, 0, -6.3 mm

Cursor:
ABM1/ABM2 = 42.86 dB
ABM1 = 13.67 dBA/m
ABM2 = -29.19 dBA/m
BWC Factor = 0.16 dB
Location: 16.7, -1.3, 3.7 mm



0 dB = 4.823 A/m = 13.67 dBA/m

VoNR TDD

Communication System: UID 10866 - AAD, 5G NR (DFT-s-OFDM, 1 RB, 100 MHz, QPSK, 30 kHz); Frequency: 3624.99 MHz; Duty Cycle: 1:3.69913
Phantom section: TCoil Section
DASY5 Configuration:
- Probe: AM1DV3 - 3140; ; Calibrated: 2022-09-26
- Sensor-Surface: 0mm (Fix Surface)
- Electronics: DAE4 Sn1343; Calibrated: 2022-08-18
- Phantom: HAC Test Arch with AMCC; Type: SD HAC P01 BB
- Measurement SW: DASY52, Version 52.10 (4);SEMCAD X Version 14.6.14 (7483)

T-Coil scan (scan for ANSI C63.19 2011 compliance)/NR Band n48 40MHz DFT-s-OFDM QPSK RB1/1 ch641666 AMRWB6.6/y (transversal) 4.2mm 50 x 50/ABM Interpolated Signal(x,y,z) (121x121x1): Interpolated grid: dx=1.000 mm, dy=1.000 mm

Signal Type: Audio File (.wav) 48k_voice_1kHz_1s.wav
Output Gain: 15.17
Measure Window Start: 300ms
Measure Window Length: 1000ms
BWC applied: 0.16 dB
Device Reference Point: 0, 0, -6.3 mm

Cursor:
ABM1/ABM2 = 33.02 dB
ABM1 = 4.76 dBA/m
ABM2 = -28.26 dBA/m
BWC Factor = 0.16 dB
Location: 16.7, 9.2, 3.7 mm

0 dB = 1.790 A/m = 5.06 dBA/m

VoNR TDD

Communication System: UID 10866 - AAD, 5G NR (DFT-s-OFDM, 1 RB, 100 MHz, QPSK, 30 kHz); Frequency: 3500.01 MHz;Duty Cycle: 1:3.69913

T-Coil scan (scan for ANSI C63.19 2011 compliance)/NR Band n77 DoD 100MHz DFT-s-OFDM QPSK RB1/1 ch633334 AMRWB6.6/z (axial) wideband at peak ABM1/ABM Freq Resp(x,y,z,f) (1x1x1): Measurement grid: dx=10mm, dy=10mm

Signal Type: Audio File (.wav) 48k_voice_300-3000_2s.wav
Output Gain: 29.72
Measure Window Start: 500ms
Measure Window Length: 2000ms
BWC applied: 10.80 dB
Device Reference Point: 0, 0, -6.3 mm

Category	Telephone parameters WD signal quality [(signal+noise)-to-noise ratio in decibels]
Category T1	0 dB to 10 dB
Category T2	10 dB to 20 dB
Category T3	20 dB to 30 dB
Category T4	> 30 dB

Cursor:
Diff = 1.62 dB
BWC Factor = 10.80 dB
Location: 16.7, -2.1, 3.7 mm

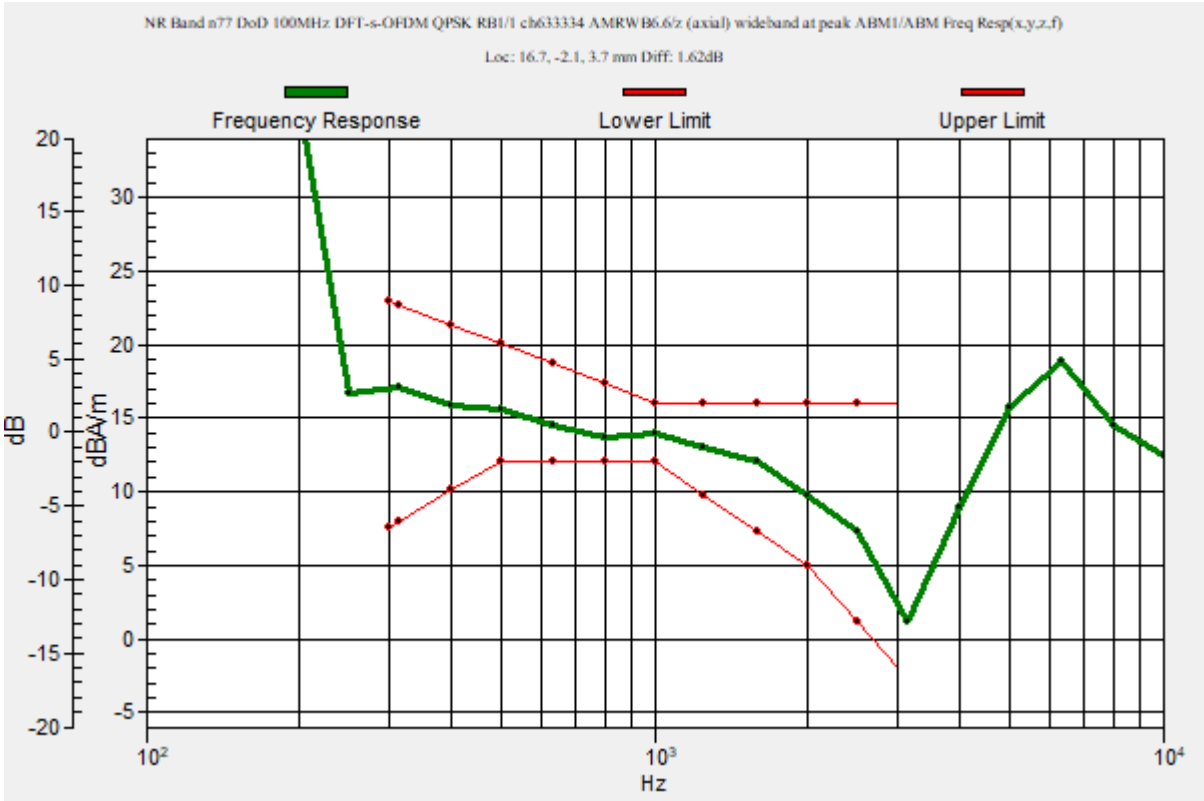

VoNR TDD

Communication System: UID 10866 - AAD, 5G NR (DFT-s-OFDM, 1 RB, 100 MHz, QPSK, 30 kHz); Frequency: 3500.01 MHz; Duty Cycle: 1:3.69913
Phantom section: TCoil Section
DASY5 Configuration:
- Probe: AM1DV3 - 3140; ; Calibrated: 2022-09-26
- Sensor-Surface: 0mm (Fix Surface)
- Electronics: DAE4 Sn1343; Calibrated: 2022-08-18
- Phantom: HAC Test Arch with AMCC; Type: SD HAC P01 BB
- Measurement SW: DASY52, Version 52.10 (4);SEMCAD X Version 14.6.14 (7483)

T-Coil scan (scan for ANSI C63.19 2011 compliance)/NR Band n77 DoD 100MHz DFT-s-OFDM QPSK RB1/1 ch633334 AMRWB6.6/z (axial) 4.2mm 50 x 50/ABM Interpolated Signal(x,y,z) (121x121x1): Interpolated grid: dx=1.000 mm, dy=1.000 mm

Signal Type: Audio File (.wav) 48k_voice_1kHz_1s.wav
Output Gain: 15.17
Measure Window Start: 300ms
Measure Window Length: 1000ms
BWC applied: 0.16 dB
Device Reference Point: 0, 0, -6.3 mm

Cursor:
ABM1/ABM2 = 43.19 dB
ABM1 = 13.39 dBA/m
ABM2 = -29.80 dBA/m
BWC Factor = 0.16 dB
Location: 16.7, -2.1, 3.7 mm



0 dB = 4.670 A/m = 13.39 dBA/m

VoNR TDD

Communication System: UID 10866 - AAD, 5G NR (DFT-s-OFDM, 1 RB, 100 MHz, QPSK, 30 kHz); Frequency: 3500.01 MHz; Duty Cycle: 1:3.69913
Phantom section: TCoil Section
DASY5 Configuration:
- Probe: AM1DV3 - 3140; ; Calibrated: 2022-09-26
- Sensor-Surface: 0mm (Fix Surface)
- Electronics: DAE4 Sn1343; Calibrated: 2022-08-18
- Phantom: HAC Test Arch with AMCC; Type: SD HAC P01 BB
- Measurement SW: DASY52, Version 52.10 (4);SEMCAD X Version 14.6.14 (7483)

T-Coil scan (scan for ANSI C63.19 2011 compliance)/NR Band n77 DoD 100MHz DFT-s-OFDM QPSK RB1/1 ch633334 AMRWB6.6/y (transversal) 4.2mm 50 x 50/ABM Interpolated Signal(x,y,z) (121x121x1): Interpolated grid: dx=1.000 mm, dy=1.000 mm

Signal Type: Audio File (.wav) 48k_voice_1kHz_1s.wav
Output Gain: 15.17
Measure Window Start: 300ms
Measure Window Length: 1000ms
BWC applied: 0.16 dB
Device Reference Point: 0, 0, -6.3 mm

Cursor:
ABM1/ABM2 = 33.41 dB
ABM1 = 4.84 dBA/m
ABM2 = -28.57 dBA/m
BWC Factor = 0.16 dB
Location: 16.3, 7.5, 3.7 mm

0 dB = 1.792 A/m = 5.07 dBA/m

VoNR TDD

Communication System: UID 10866 - AAD, 5G NR (DFT-s-OFDM, 1 RB, 100 MHz, QPSK, 30 kHz); Frequency: 3840 MHz;Duty Cycle: 1:3.69913

T-Coil scan (scan for ANSI C63.19 2011 compliance)/NR Band n77 100MHz DFT-s-OFDM QPSK RB1/1 ch656000 AMRWB6.6/z (axial) wideband at peak ABM1/ABM Freq Resp(x,y,z,f) (1x1x1): Measurement grid: dx=10mm, dy=10mm

Signal Type: Audio File (.wav) 48k_voice_300-3000_2s.wav
Output Gain: 29.72
Measure Window Start: 500ms
Measure Window Length: 2000ms
BWC applied: 10.80 dB
Device Reference Point: 0, 0, -6.3 mm

Category	Telephone parameters WD signal quality [(signal+noise)-to-noise ratio in decibels]
Category T1	0 dB to 10 dB
Category T2	10 dB to 20 dB
Category T3	20 dB to 30 dB
Category T4	> 30 dB

Cursor:
Diff = 1.91 dB
BWC Factor = 10.80 dB
Location: 16.7, -1.3, 3.7 mm

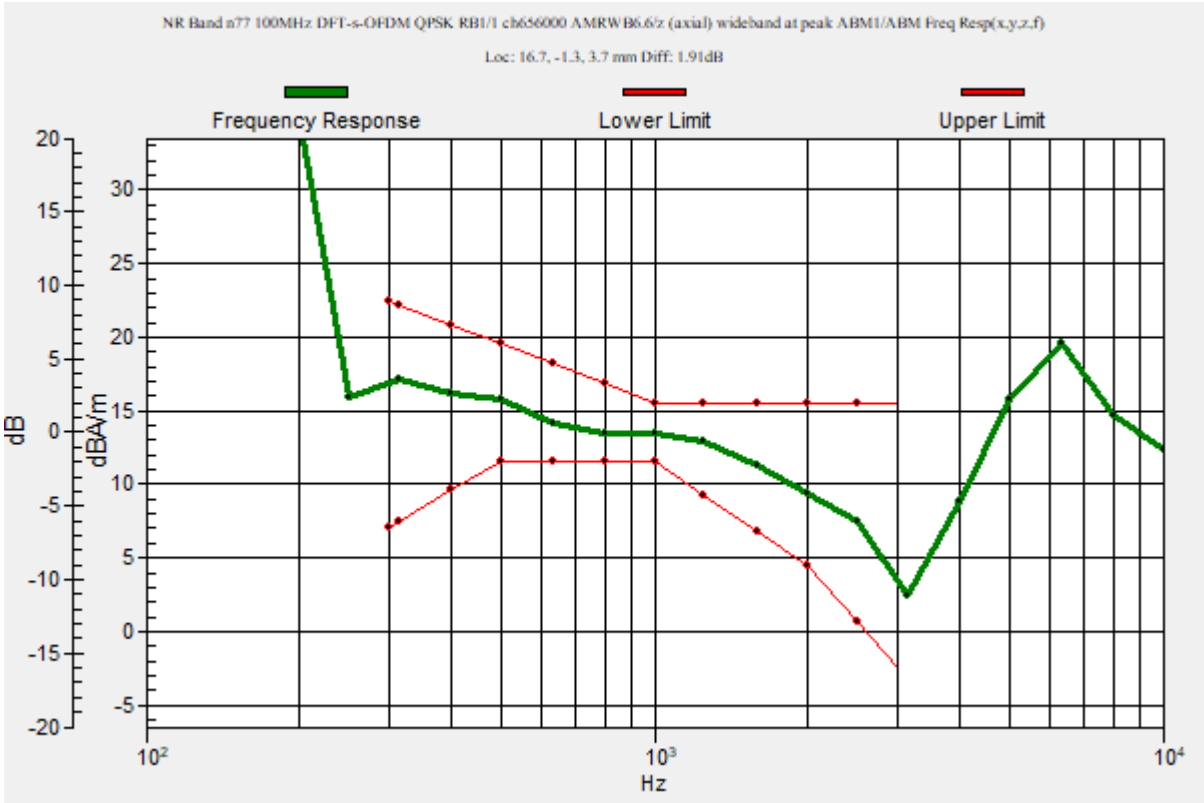

VoNR TDD

Communication System: UID 10866 - AAD, 5G NR (DFT-s-OFDM, 1 RB, 100 MHz, QPSK, 30 kHz); Frequency: 3840 MHz;
Duty Cycle: 1:3.69913
Phantom section: TCoil Section
DASY5 Configuration:
- Probe: AM1DV3 - 3140; ; Calibrated: 2022-09-26
- Sensor-Surface: 0mm (Fix Surface)
- Electronics: DAE4 Sn1343; Calibrated: 2022-08-18
- Phantom: HAC Test Arch with AMCC; Type: SD HAC P01 BB
- Measurement SW: DASY52, Version 52.10 (4);SEMCAD X Version 14.6.14 (7483)

T-Coil scan (scan for ANSI C63.19 2011 compliance)/NR Band n77 100MHz DFT-s-OFDM QPSK RB1/1 ch656000 AMRWB6.6/z (axial) 4.2mm 50 x 50/ABM Interpolated Signal(x,y,z) (121x121x1): Interpolated grid: dx=1.000 mm, dy=1.000 mm

Signal Type: Audio File (.wav) 48k_voice_1kHz_1s.wav
Output Gain: 15.17
Measure Window Start: 300ms
Measure Window Length: 1000ms
BWC applied: 0.16 dB
Device Reference Point: 0, 0, -6.3 mm

Cursor:
ABM1/ABM2 = 43.42 dB
ABM1 = 13.63 dBA/m
ABM2 = -29.79 dBA/m
BWC Factor = 0.16 dB
Location: 16.7, -1.3, 3.7 mm



0 dB = 4.803 A/m = 13.63 dBA/m

VoNR TDD

Communication System: UID 10866 - AAD, 5G NR (DFT-s-OFDM, 1 RB, 100 MHz, QPSK, 30 kHz); Frequency: 3840 MHz;
Duty Cycle: 1:3.69913
Phantom section: TCoil Section
DASY5 Configuration:
- Probe: AM1DV3 - 3140; ; Calibrated: 2022-09-26
- Sensor-Surface: 0mm (Fix Surface)
- Electronics: DAE4 Sn1343; Calibrated: 2022-08-18
- Phantom: HAC Test Arch with AMCC; Type: SD HAC P01 BB
- Measurement SW: DASY52, Version 52.10 (4);SEMCAD X Version 14.6.14 (7483)

T-Coil scan (scan for ANSI C63.19 2011 compliance)/NR Band n77 100MHz DFT-s-OFDM QPSK RB1/1 ch656000 AMRWB6.6/y (transversal) 4.2mm 50 x 50/ABM Interpolated Signal(x,y,z) (121x121x1): Interpolated grid: dx=1.000 mm, dy=1.000 mm

Signal Type: Audio File (.wav) 48k_voice_1kHz_1s.wav
Output Gain: 15.17
Measure Window Start: 300ms
Measure Window Length: 1000ms
BWC applied: 0.16 dB
Device Reference Point: 0, 0, -6.3 mm

Cursor:
ABM1/ABM2 = 33.69 dB
ABM1 = 5.13 dBA/m
ABM2 = -28.56 dBA/m
BWC Factor = 0.16 dB
Location: 16.3, 7.5, 3.7 mm



0 dB = 1.810 A/m = 5.15 dBA/m

VoWiFi

Communication System: UID 0, IEEE 802.11b/g/n 2.4 GHz Band (0); Frequency: 2437 MHz;Duty Cycle: 1:1

T-Coil scan (scan for ANSI C63.19 2011 compliance)/VoWiFi 11b ch6 1Mbps WBAMR6.6/z (axial) wideband at peak ABM1/ABM Freq Resp(x,y,z,f) (1x1x1): Measurement grid: dx=10mm, dy=10mm

Signal Type: Audio File (.wav) 48k_voice_300-3000_2s.wav
Output Gain: 29.72
Measure Window Start: 500ms
Measure Window Length: 2000ms
BWC applied: 10.80 dB
Device Reference Point: 0, 0, -6.3 mm

Category	Telephone parameters WD signal quality [(signal+noise)-to-noise ratio in decibels]
Category T1	0 dB to 10 dB
Category T2	10 dB to 20 dB
Category T3	20 dB to 30 dB
Category T4	> 30 dB

Cursor:
Diff = 2.00 dB
BWC Factor = 10.80 dB
Location: 16.3, -3.3, 3.7 mm

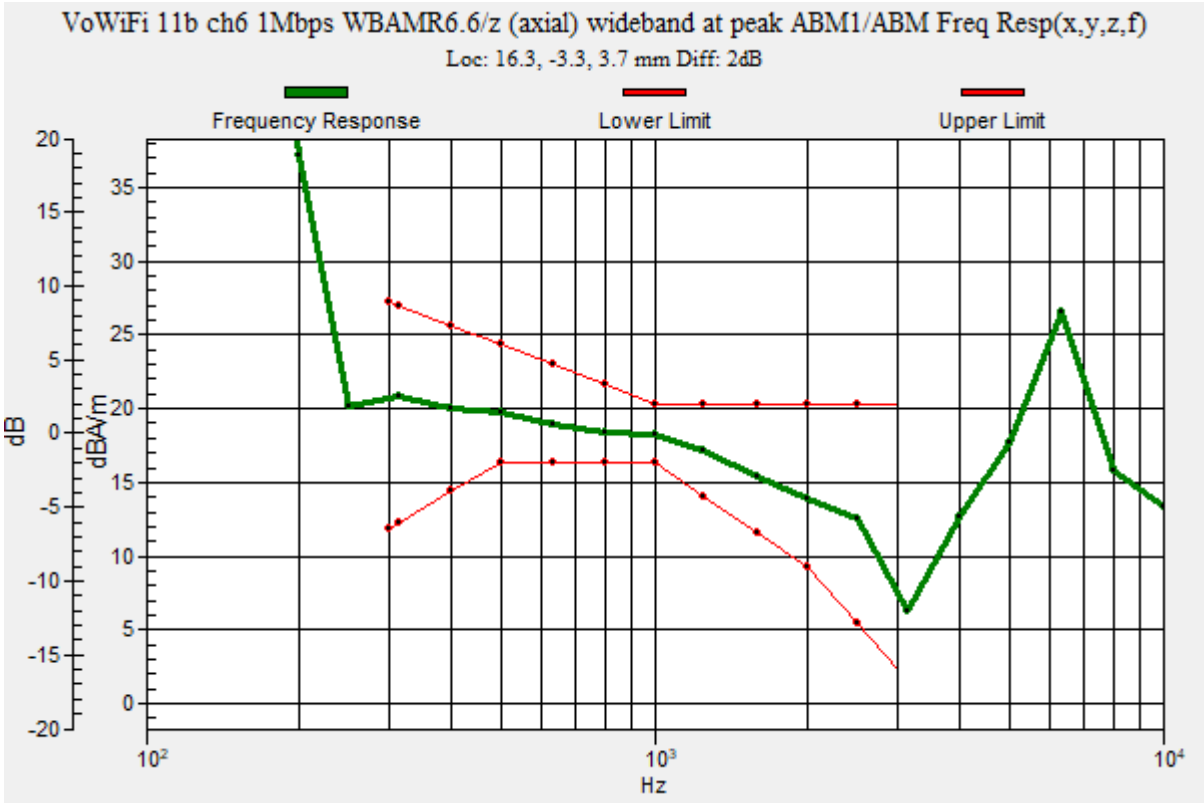

VoWiFi

Communication System: UID 0, IEEE 802.11b/g/n 2.4 GHz Band (0); Frequency: 2437 MHz; Duty Cycle: 1:1
Phantom section: TCoil Section
DASY5 Configuration:
- Probe: AM1DV3 - 3140; ; Calibrated: 2022-09-26
- Sensor-Surface: 0mm (Fix Surface)
- Electronics: DAE4 Sn1343; Calibrated: 2022-08-18
- Phantom: HAC Test Arch with AMCC; Type: SD HAC P01 BB
- Measurement SW: DASY52, Version 52.10 (4);SEMCAD X Version 14.6.14 (7483)

T-Coil scan (scan for ANSI C63.19 2011 compliance)/VoWiFi 11b ch6 1Mbps WBAMR6.6/z (axial) 4.2mm 50 x 50/ABM Interpolated Signal(x,y,z) (121x121x1): Interpolated grid: dx=1.000 mm, dy=1.000 mm

Signal Type: Audio File (.wav) 48k_voice_1kHz_1s.wav
Output Gain: 15.17
Measure Window Start: 300ms
Measure Window Length: 1000ms
BWC applied: 0.16 dB
Device Reference Point: 0, 0, -6.3 mm

Cursor:
ABM1/ABM2 = 58.38 dB
ABM1 = 18.93 dBA/m
ABM2 = -39.45 dBA/m
BWC Factor = 0.16 dB
Location: 16.3, -3.3, 3.7 mm



0 dB = 8.840 A/m = 18.93 dBA/m

VoWiFi

Communication System: UID 0, IEEE 802.11b/g/n 2.4 GHz Band (0); Frequency: 2437 MHz; Duty Cycle: 1:1
Phantom section: TCoil Section
DASY5 Configuration:
- Probe: AM1DV3 - 3140; ; Calibrated: 2022-09-26
- Sensor-Surface: 0mm (Fix Surface)
- Electronics: DAE4 Sn1343; Calibrated: 2022-08-18
- Phantom: HAC Test Arch with AMCC; Type: SD HAC P01 BB
- Measurement SW: DASY52, Version 52.10 (4);SEMCAD X Version 14.6.14 (7483)

T-Coil scan (scan for ANSI C63.19 2011 compliance)/VoWiFi 11b ch6 1Mbps WBAMR6.6/y (transversal) 4.2mm 50 x 50/ABM Interpolated Signal(x,y,z) (121x121x1):

Interpolated grid: dx=1.000 mm, dy=1.000 mm
Signal Type: Audio File (.wav) 48k_voice_1kHz_1s.wav
Output Gain: 15.17
Measure Window Start: 300ms
Measure Window Length: 1000ms
BWC applied: 0.16 dB
Device Reference Point: 0, 0, -6.3 mm

Cursor:
ABM1/ABM2 = 33.68 dB
ABM1 = 10.25 dBA/m
ABM2 = -23.43 dBA/m
BWC Factor = 0.16 dB
Location: 15.8, -10, 3.7 mm

0 dB = 3.255 A/m = 10.25 dBA/m

VoWiFi

Communication System: UID 0, IEEE 802.11a/n/ac 5 GHz Band (0); Frequency: 5200 MHz;Duty Cycle: 1:1

T-Coil scan (scan for ANSI C63.19 2011 compliance)/VoWiFi 11a ch40 6Mbps WBAMR6.6/z (axial) wideband at peak ABM1/ABM Freq Resp(x,y,z,f) (1x1x1): Measurement grid: dx=10mm, dy=10mm

Signal Type: Audio File (.wav) 48k_voice_300-3000_2s.wav
Output Gain: 29.72
Measure Window Start: 500ms
Measure Window Length: 2000ms
BWC applied: 10.80 dB
Device Reference Point: 0, 0, -6.3 mm

Category	Telephone parameters WD signal quality [(signal+noise)-to-noise ratio in decibels]
Category T1	0 dB to 10 dB
Category T2	10 dB to 20 dB
Category T3	20 dB to 30 dB
Category T4	> 30 dB

Cursor:
Diff = 1.89 dB
BWC Factor = 10.80 dB
Location: 16.3, -2.1, 3.7 mm

VoWiFi

Communication System: UID 0, IEEE 802.11a/n/ac 5 GHz Band (0); Frequency: 5200 MHz; Duty Cycle: 1:1
Phantom section: TCoil Section
DASY5 Configuration:
- Probe: AM1DV3 - 3140; ; Calibrated: 2022-09-26
- Sensor-Surface: 0mm (Fix Surface)
- Electronics: DAE4 Sn1343; Calibrated: 2022-08-18
- Phantom: HAC Test Arch with AMCC; Type: SD HAC P01 BB
- Measurement SW: DASY52, Version 52.10 (4);SEMCAD X Version 14.6.14 (7483)

T-Coil scan (scan for ANSI C63.19 2011 compliance)/VoWiFi 11a ch40 6Mbps WBAMR6.6/z (axial) 4.2mm 50 x 50/ABM Interpolated Signal(x,y,z) (121x121x1): Interpolated grid: dx=1.000 mm, dy=1.000 mm

Signal Type: Audio File (.wav) 48k_voice_1kHz_1s.wav
Output Gain: 15.17
Measure Window Start: 300ms
Measure Window Length: 1000ms
BWC applied: 0.16 dB
Device Reference Point: 0, 0, -6.3 mm

Cursor:
ABM1/ABM2 = 57.18 dB
ABM1 = 18.62 dBA/m
ABM2 = -38.56 dBA/m
BWC Factor = 0.16 dB
Location: 16.3, -2.1, 3.7 mm



0 dB = 8.531 A/m = 18.62 dBA/m

VoWiFi

Communication System: UID 0, IEEE 802.11a/n/ac 5 GHz Band (0); Frequency: 5200 MHz; Duty Cycle: 1:1
Phantom section: TCoil Section
DASY5 Configuration:
- Probe: AM1DV3 - 3140; ; Calibrated: 2022-09-26
- Sensor-Surface: 0mm (Fix Surface)
- Electronics: DAE4 Sn1343; Calibrated: 2022-08-18
- Phantom: HAC Test Arch with AMCC; Type: SD HAC P01 BB
- Measurement SW: DASY52, Version 52.10 (4);SEMCAD X Version 14.6.14 (7483)

T-Coil scan (scan for ANSI C63.19 2011 compliance)/VoWiFi 11a ch40 6Mbps WBAMR6.6/y (transversal) 4.2mm 50 x 50/ABM Interpolated Signal(x,y,z) (121x121x1):

Interpolated grid: dx=1.000 mm, dy=1.000 mm
Signal Type: Audio File (.wav) 48k_voice_1kHz_1s.wav
Output Gain: 15.17
Measure Window Start: 300ms
Measure Window Length: 1000ms
BWC applied: 0.16 dB
Device Reference Point: 0, 0, -6.3 mm

Cursor:
ABM1/ABM2 = 43.34 dB
ABM1 = 10.37 dBA/m
ABM2 = -32.97 dBA/m
BWC Factor = 0.16 dB
Location: 15.8, -10, 3.7 mm

0 dB = 3.301 A/m = 10.37 dBA/m

VoWiFi

Communication System: UID 0, IEEE 802.11a/n/ac 5 GHz Band (0); Frequency: 5280 MHz;Duty Cycle: 1:1

T-Coil scan (scan for ANSI C63.19 2011 compliance)/VoWiFi 11a ch56 6Mbps WBAMR6.6/z (axial) wideband at peak ABM1/ABM Freq Resp(x,y,z,f) (1x1x1): Measurement grid: dx=10mm, dy=10mm

Signal Type: Audio File (.wav) 48k_voice_300-3000_2s.wav
Output Gain: 29.72
Measure Window Start: 500ms
Measure Window Length: 2000ms
BWC applied: 10.80 dB
Device Reference Point: 0, 0, -6.3 mm

Category	Telephone parameters WD signal quality [(signal+noise)-to-noise ratio in decibels]
Category T1	0 dB to 10 dB
Category T2	10 dB to 20 dB
Category T3	20 dB to 30 dB
Category T4	> 30 dB

Cursor:
Diff = 2.00 dB
BWC Factor = 10.80 dB
Location: 16.3, -3.3, 3.7 mm

VoWiFi

Communication System: UID 0, IEEE 802.11a/n/ac 5 GHz Band (0); Frequency: 5280 MHz; Duty Cycle: 1:1
Phantom section: TCoil Section
DASY5 Configuration:
- Probe: AM1DV3 - 3140; ; Calibrated: 2022-09-26
- Sensor-Surface: 0mm (Fix Surface)
- Electronics: DAE4 Sn1343; Calibrated: 2022-08-18
- Phantom: HAC Test Arch with AMCC; Type: SD HAC P01 BB
- Measurement SW: DASY52, Version 52.10 (4);SEMCAD X Version 14.6.14 (7483)

T-Coil scan (scan for ANSI C63.19 2011 compliance)/VoWiFi 11a ch56 6Mbps WBAMR6.6/z (axial) 4.2mm 50 x 50/ABM Interpolated Signal(x,y,z) (121x121x1): Interpolated grid: dx=1.000 mm, dy=1.000 mm

Signal Type: Audio File (.wav) 48k_voice_1kHz_1s.wav
Output Gain: 15.17
Measure Window Start: 300ms
Measure Window Length: 1000ms
BWC applied: 0.16 dB
Device Reference Point: 0, 0, -6.3 mm

Cursor:
ABM1/ABM2 = 59.26 dB
ABM1 = 19.15 dBA/m
ABM2 = -40.11 dBA/m
BWC Factor = 0.16 dB
Location: 16.3, -3.3, 3.7 mm



0 dB = 9.070 A/m = 19.15 dBA/m

VoWiFi

Communication System: UID 0, IEEE 802.11a/n/ac 5 GHz Band (0); Frequency: 5280 MHz; Duty Cycle: 1:1
Phantom section: TCoil Section
DASY5 Configuration:
- Probe: AM1DV3 - 3140; ; Calibrated: 2022-09-26
- Sensor-Surface: 0mm (Fix Surface)
- Electronics: DAE4 Sn1343; Calibrated: 2022-08-18
- Phantom: HAC Test Arch with AMCC; Type: SD HAC P01 BB
- Measurement SW: DASY52, Version 52.10 (4);SEMCAD X Version 14.6.14 (7483)

T-Coil scan (scan for ANSI C63.19 2011 compliance)/VoWiFi 11a ch56 6Mbps WBAMR6.6/y (transversal) 4.2mm 50 x 50/ABM Interpolated Signal(x,y,z) (121x121x1):

Interpolated grid: dx=1.000 mm, dy=1.000 mm
Signal Type: Audio File (.wav) 48k_voice_1kHz_1s.wav
Output Gain: 15.17
Measure Window Start: 300ms
Measure Window Length: 1000ms
BWC applied: 0.16 dB
Device Reference Point: 0, 0, -6.3 mm

Cursor:
ABM1/ABM2 = 45.01 dB
ABM1 = 10.66 dBA/m
ABM2 = -34.35 dBA/m
BWC Factor = 0.16 dB
Location: 15.8, -9.6, 3.7 mm



0 dB = 3.412 A/m = 10.66 dBA/m

VoWiFi

Communication System: UID 0, IEEE 802.11a/n/ac 5 GHz Band (0); Frequency: 5600 MHz;Duty Cycle: 1:1

T-Coil scan (scan for ANSI C63.19 2011 compliance)/VoWiFi 11a ch120 6Mbps WBAMR6.6/z (axial) wideband at peak ABM1/ABM Freq Resp(x,y,z,f) (1x1x1): Measurement grid: dx=10mm, dy=10mm

Signal Type: Audio File (.wav) 48k_voice_300-3000_2s.wav
Output Gain: 29.72
Measure Window Start: 500ms
Measure Window Length: 2000ms
BWC applied: 10.80 dB
Device Reference Point: 0, 0, -6.3 mm

Category	Telephone parameters WD signal quality [(signal+noise)-to-noise ratio in decibels]
Category T1	0 dB to 10 dB
Category T2	10 dB to 20 dB
Category T3	20 dB to 30 dB
Category T4	> 30 dB

Cursor:
Diff = 2.00 dB
BWC Factor = 10.80 dB
Location: 16.3, -2.9, 3.7 mm

VoWiFi

Communication System: UID 0, IEEE 802.11a/n/ac 5 GHz Band (0); Frequency: 5600 MHz; Duty Cycle: 1:1
Phantom section: TCoil Section
DASY5 Configuration:
- Probe: AM1DV3 - 3140; ; Calibrated: 2022-09-26
- Sensor-Surface: 0mm (Fix Surface)
- Electronics: DAE4 Sn1343; Calibrated: 2022-08-18
- Phantom: HAC Test Arch with AMCC; Type: SD HAC P01 BB
- Measurement SW: DASY52, Version 52.10 (4);SEMCAD X Version 14.6.14 (7483)

T-Coil scan (scan for ANSI C63.19 2011 compliance)/VoWiFi 11a ch120 6Mbps WBAMR6.6/z (axial) 4.2mm 50 x 50/ABM Interpolated Signal(x,y,z) (121x121x1): Interpolated grid: dx=1.000 mm, dy=1.000 mm

Signal Type: Audio File (.wav) 48k_voice_1kHz_1s.wav
Output Gain: 15.17
Measure Window Start: 300ms
Measure Window Length: 1000ms
BWC applied: 0.16 dB
Device Reference Point: 0, 0, -6.3 mm

Cursor:
ABM1/ABM2 = 58.47 dB
ABM1 = 19.13 dBA/m
ABM2 = -39.34 dBA/m
BWC Factor = 0.16 dB
Location: 16.3, -2.9, 3.7 mm



0 dB = 9.044 A/m = 19.13 dBA/m

VoWiFi

Communication System: UID 0, IEEE 802.11a/n/ac 5 GHz Band (0); Frequency: 5600 MHz; Duty Cycle: 1:1
Phantom section: TCoil Section
DASY5 Configuration:
- Probe: AM1DV3 - 3140; ; Calibrated: 2022-09-26
- Sensor-Surface: 0mm (Fix Surface)
- Electronics: DAE4 Sn1343; Calibrated: 2022-08-18
- Phantom: HAC Test Arch with AMCC; Type: SD HAC P01 BB
- Measurement SW: DASY52, Version 52.10 (4);SEMCAD X Version 14.6.14 (7483)

T-Coil scan (scan for ANSI C63.19 2011 compliance)/VoWiFi 11a ch120 6Mbps WBAMR6.6/y (transversal) 4.2mm 50 x 50/ABM Interpolated Signal(x,y,z) (121x121x1):

Interpolated grid: dx=1.000 mm, dy=1.000 mm
Signal Type: Audio File (.wav) 48k_voice_1kHz_1s.wav
Output Gain: 15.17
Measure Window Start: 300ms
Measure Window Length: 1000ms
BWC applied: 0.16 dB
Device Reference Point: 0, 0, -6.3 mm

Cursor:
ABM1/ABM2 = 53.69 dB
ABM1 = 10.74 dBA/m
ABM2 = -42.95 dBA/m
BWC Factor = 0.16 dB
Location: 15.8, 7.1, 3.7 mm



0 dB = 3.442 A/m = 10.74 dBA/m

VoWiFi

Communication System: UID 0, IEEE 802.11a/n/ac 5 GHz Band (0); Frequency: 5785 MHz;Duty Cycle: 1:1

T-Coil scan (scan for ANSI C63.19 2011 compliance)/VoWiFi 11a ch157 6Mbps WBAMR6.6/z (axial) wideband at peak ABM1/ABM Freq Resp(x,y,z,f) (1x1x1): Measurement grid: dx=10mm, dy=10mm

Signal Type: Audio File (.wav) 48k_voice_300-3000_2s.wav
Output Gain: 29.72
Measure Window Start: 500ms
Measure Window Length: 2000ms
BWC applied: 10.80 dB
Device Reference Point: 0, 0, -6.3 mm

Category	Telephone parameters WD signal quality [(signal+noise)-to-noise ratio in decibels]
Category T1	0 dB to 10 dB
Category T2	10 dB to 20 dB
Category T3	20 dB to 30 dB
Category T4	> 30 dB

Cursor:
Diff = 2.00 dB
BWC Factor = 10.80 dB
Location: 16.3, -2.1, 3.7 mm

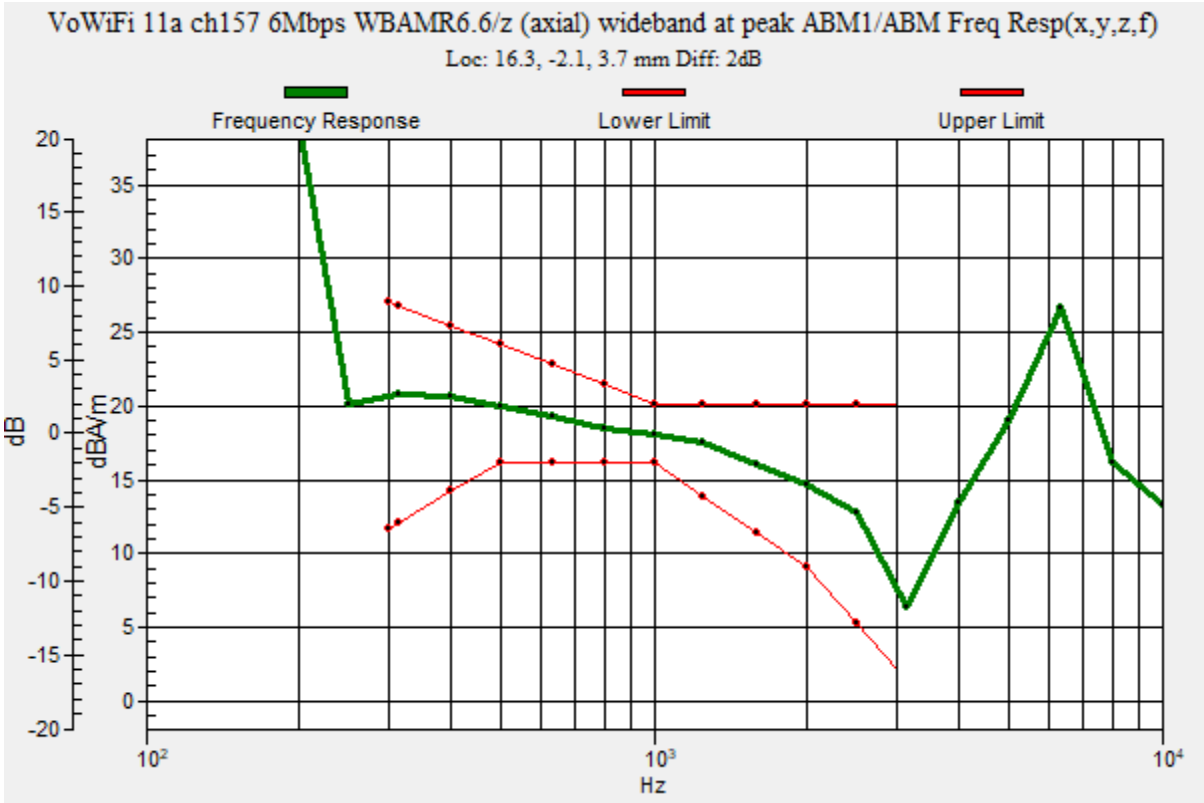

VoWiFi

Communication System: UID 0, IEEE 802.11a/n/ac 5 GHz Band (0); Frequency: 5785 MHz; Duty Cycle: 1:1
Phantom section: TCoil Section
DASY5 Configuration:
- Probe: AM1DV3 - 3140; ; Calibrated: 2022-09-26
- Sensor-Surface: 0mm (Fix Surface)
- Electronics: DAE4 Sn1343; Calibrated: 2022-08-18
- Phantom: HAC Test Arch with AMCC; Type: SD HAC P01 BB
- Measurement SW: DASY52, Version 52.10 (4);SEMCAD X Version 14.6.14 (7483)

T-Coil scan (scan for ANSI C63.19 2011 compliance)/VoWiFi 11a ch157 6Mbps WBAMR6.6/z (axial) 4.2mm 50 x 50/ABM Interpolated Signal(x,y,z) (121x121x1): Interpolated grid: dx=1.000 mm, dy=1.000 mm

Signal Type: Audio File (.wav) 48k_voice_1kHz_1s.wav
Output Gain: 15.17
Measure Window Start: 300ms
Measure Window Length: 1000ms
BWC applied: 0.16 dB
Device Reference Point: 0, 0, -6.3 mm

Cursor:
ABM1/ABM2 = 59.11 dB
ABM1 = 19.03 dBA/m
ABM2 = -40.08 dBA/m
BWC Factor = 0.16 dB
Location: 16.3, -2.1, 3.7 mm



0 dB = 8.946 A/m = 19.03 dBA/m

VoWiFi

Communication System: UID 0, IEEE 802.11a/n/ac 5 GHz Band (0); Frequency: 5785 MHz; Duty Cycle: 1:1
Phantom section: TCoil Section
DASY5 Configuration:
- Probe: AM1DV3 - 3140; ; Calibrated: 2022-09-26
- Sensor-Surface: 0mm (Fix Surface)
- Electronics: DAE4 Sn1343; Calibrated: 2022-08-18
- Phantom: HAC Test Arch with AMCC; Type: SD HAC P01 BB
- Measurement SW: DASY52, Version 52.10 (4);SEMCAD X Version 14.6.14 (7483)

T-Coil scan (scan for ANSI C63.19 2011 compliance)/VoWiFi 11a ch157 6Mbps WBAMR6.6/y (transversal) 4.2mm 50 x 50/ABM Interpolated Signal(x,y,z) (121x121x1):

Interpolated grid: dx=1.000 mm, dy=1.000 mm
Signal Type: Audio File (.wav) 48k_voice_1kHz_1s.wav
Output Gain: 15.17
Measure Window Start: 300ms
Measure Window Length: 1000ms
BWC applied: 0.16 dB
Device Reference Point: 0, 0, -6.3 mm

Cursor:
ABM1/ABM2 = 44.43 dB
ABM1 = 10.69 dBA/m
ABM2 = -33.74 dBA/m
BWC Factor = 0.16 dB
Location: 16.3, -9.6, 3.7 mm

0 dB = 3.424 A/m = 10.69 dBA/m

OTT EDGE

Communication System: UID 10026 - DAC, EDGE-FDD (TDMA, 8PSK, TN 0-1); Frequency: 836.6 MHz;Duty Cycle: 1:9.02194

T-Coil scan (scan for ANSI C63.19 2011 compliance)/OTT GSM850 EGPRS 2slots ch190 codec6/z (axial) wideband at best S/N/ABM Freq Resp(x,y,z,f) (1x1x1): Measurement grid: dx=10mm, dy=10mm

Signal Type: Audio File (.wav) 48k_voice_300-3000_2s.wav
Output Gain: 38.59
Measure Window Start: 11000ms
Measure Window Length: 4000ms
BWC applied: 10.80 dB
Device Reference Point: 0, 0, -6.3 mm

Category	Telephone parameters WD signal quality [(signal+noise)-to-noise ratio in decibels]
Category T1	0 dB to 10 dB
Category T2	10 dB to 20 dB
Category T3	20 dB to 30 dB
Category T4	> 30 dB

Cursor:
Diff = 1.36 dB
BWC Factor = 10.80 dB
Location: 14.2, 0, 3.7 mm

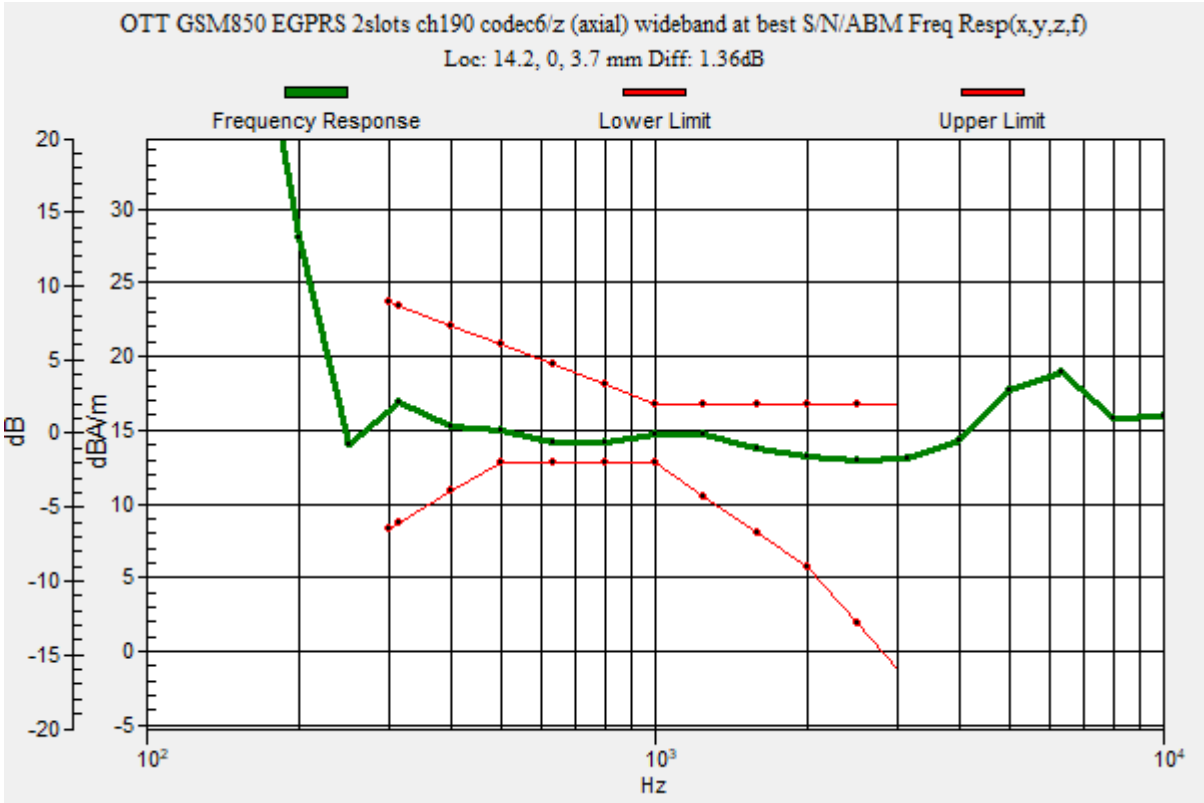

OTT EDGE

Communication System: UID 10026 - DAC, EDGE-FDD (TDMA, 8PSK, TN 0-1); Frequency: 836.6 MHz; Duty Cycle: 1:9.02194
Phantom section: TCoil Section
DASY5 Configuration:
- Probe: AM1DV3 - 3140; ; Calibrated: 2022-09-26
- Sensor-Surface: 0mm (Fix Surface)
- Electronics: DAE4 Sn1343; Calibrated: 2022-08-18
- Phantom: HAC Test Arch with AMCC; Type: SD HAC P01 BB
- Measurement SW: DASY52, Version 52.10 (4);SEMCAD X Version 14.6.14 (7483)

T-Coil scan (scan for ANSI C63.19 2011 compliance)/OTT GSM850 EGPRS 2slots ch190 codec6/z (axial) 4.2mm 50 x 50/ABM Interpolated Signal(x,y,z) (121x121x1): Interpolated grid: dx=1.000 mm, dy=1.000 mm

Signal Type: Audio File (.wav) 48k_voice_1kHz_1s.wav
Output Gain: 19.7
Measure Window Start: 300ms
Measure Window Length: 3000ms
BWC applied: 0.16 dB
Device Reference Point: 0, 0, -6.3 mm

Cursor:
ABM1/ABM2 = 43.50 dB
ABM1 = 17.60 dBA/m
ABM2 = -25.90 dBA/m
BWC Factor = 0.16 dB
Location: 14.2, 0, 3.7 mm



0 dB = 7.587 A/m = 17.60 dBA/m

OTT EDGE

Communication System: UID 10026 - DAC, EDGE-FDD (TDMA, 8PSK, TN 0-1); Frequency: 836.6 MHz; Duty Cycle: 1:9.02194
Phantom section: TCoil Section
DASY5 Configuration:
- Probe: AM1DV3 - 3140; ; Calibrated: 2022-09-26
- Sensor-Surface: 0mm (Fix Surface)
- Electronics: DAE4 Sn1343; Calibrated: 2022-08-18
- Phantom: HAC Test Arch with AMCC; Type: SD HAC P01 BB
- Measurement SW: DASY52, Version 52.10 (4);SEMCAD X Version 14.6.14 (7483)

T-Coil scan (scan for ANSI C63.19 2011 compliance)/OTT GSM850 EGPRS 2slots ch190 codec6/y (transversal) 4.2mm 50 x 50/ABM Interpolated Signal(x,y,z) (121x121x1):

Interpolated grid: dx=1.000 mm, dy=1.000 mm
Signal Type: Audio File (.wav) 48k_voice_1kHz_1s.wav
Output Gain: 19.7
Measure Window Start: 300ms
Measure Window Length: 3000ms
BWC applied: 0.16 dB
Device Reference Point: 0, 0, -6.3 mm

Cursor:
ABM1/ABM2 = 40.37 dB
ABM1 = 10.65 dBA/m
ABM2 = -29.72 dBA/m
BWC Factor = 0.16 dB
Location: 16.7, 7.9, 3.7 mm



0 dB = 3.407 A/m = 10.65 dBA/m

OTT EDGE

Communication System: UID 10026 - DAC, EDGE-FDD (TDMA, 8PSK, TN 0-1); Frequency: 836.6 MHz;Duty Cycle: 1:9.02194

T-Coil scan (scan for ANSI C63.19 2011 compliance)/OTT GSM1900 EGPRS 2slots ch661 codec6/z (axial) wideband at best S/N/ABM Freq Resp(x,y,z,f) (1x1x1): Measurement grid: dx=10mm, dy=10mm

Signal Type: Audio File (.wav) 48k_voice_300-3000_2s.wav
Output Gain: 38.59
Measure Window Start: 11000ms
Measure Window Length: 4000ms
BWC applied: 10.80 dB
Device Reference Point: 0, 0, -6.3 mm

Category	Telephone parameters WD signal quality [(signal+noise)-to-noise ratio in decibels]
Category T1	0 dB to 10 dB
Category T2	10 dB to 20 dB
Category T3	20 dB to 30 dB
Category T4	> 30 dB

Cursor:
Diff = 1.38 dB
BWC Factor = 10.80 dB
Location: 14.6, -3.8, 3.7 mm

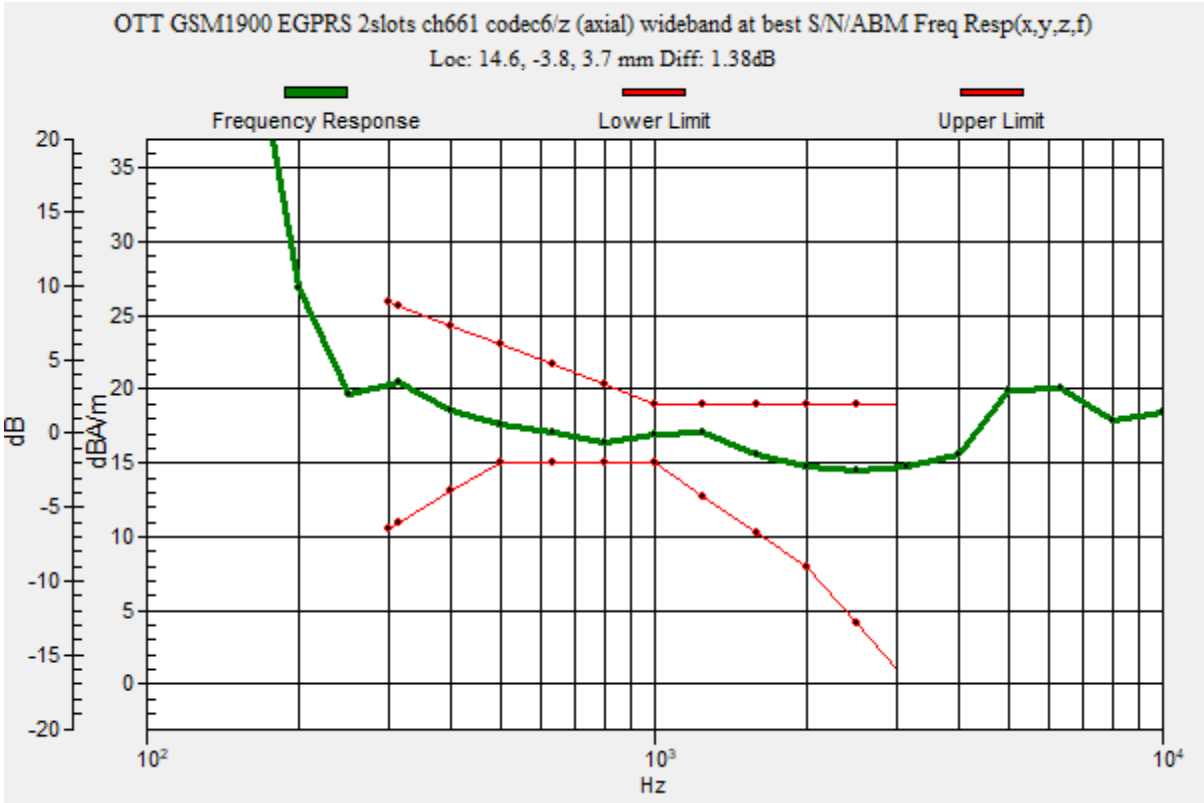

OTT EDGE

Communication System: UID 10026 - DAC, EDGE-FDD (TDMA, 8PSK, TN 0-1); Frequency: 836.6 MHz; Duty Cycle: 1:9.02194
Phantom section: TCoil Section
DASY5 Configuration:
- Probe: AM1DV3 - 3140; ; Calibrated: 2022-09-26
- Sensor-Surface: 0mm (Fix Surface)
- Electronics: DAE4 Sn1343; Calibrated: 2022-08-18
- Phantom: HAC Test Arch with AMCC; Type: SD HAC P01 BB
- Measurement SW: DASY52, Version 52.10 (4);SEMCAD X Version 14.6.14 (7483)

T-Coil scan (scan for ANSI C63.19 2011 compliance)/OTT GSM1900 EGPRS 2slots ch661 codec6/z (axial) 4.2mm 50 x 50/ABM Interpolated Signal(x,y,z) (121x121x1):

Interpolated grid: dx=1.000 mm, dy=1.000 mm
Signal Type: Audio File (.wav) 48k_voice_1kHz_1s.wav
Output Gain: 19.7
Measure Window Start: 300ms
Measure Window Length: 3000ms
BWC applied: 0.16 dB
Device Reference Point: 0, 0, -6.3 mm

Cursor:
ABM1/ABM2 = 52.80 dB
ABM1 = 15.91 dBA/m
ABM2 = -36.89 dBA/m
BWC Factor = 0.16 dB
Location: 14.6, -3.8, 3.7 mm



0 dB = 6.241 A/m = 15.91 dBA/m

OTT EDGE

Communication System: UID 10026 - DAC, EDGE-FDD (TDMA, 8PSK, TN 0-1); Frequency: 836.6 MHz; Duty Cycle: 1:9.02194
Phantom section: TCoil Section
DASY5 Configuration:
- Probe: AM1DV3 - 3140; ; Calibrated: 2022-09-26
- Sensor-Surface: 0mm (Fix Surface)
- Electronics: DAE4 Sn1343; Calibrated: 2022-08-18
- Phantom: HAC Test Arch with AMCC; Type: SD HAC P01 BB
- Measurement SW: DASY52, Version 52.10 (4);SEMCAD X Version 14.6.14 (7483)

T-Coil scan (scan for ANSI C63.19 2011 compliance)/OTT GSM1900 EGPRS 2slots ch661 codec6/y (transversal) 4.2mm 50 x 50/ABM Interpolated Signal(x,y,z) (121x121x1):

Interpolated grid: dx=1.000 mm, dy=1.000 mm
Signal Type: Audio File (.wav) 48k_voice_1kHz_1s.wav
Output Gain: 19.7
Measure Window Start: 300ms
Measure Window Length: 3000ms
BWC applied: 0.16 dB
Device Reference Point: 0, 0, -6.3 mm

Cursor:
ABM1/ABM2 = 43.27 dB
ABM1 = 9.65 dBA/m
ABM2 = -33.62 dBA/m
BWC Factor = 0.16 dB
Location: 16.7, 5, 3.7 mm

0 dB = 3.039 A/m = 9.65 dBA/m

OTT HSUPA

Communication System: UID 0, UMTS-FDD (WCDMA) (0); Frequency: 836.6 MHz;Duty Cycle: 1:1

T-Coil scan (scan for ANSI C63.19 2011 compliance)/OTT WCDMA II HSUPA Subtest1 ch9400 OPUS6/z (axial) wideband at best S/N/ABM Freq Resp(x,y,z,f) (1x1x1): Measurement grid: dx=10mm, dy=10mm

Signal Type: Audio File (.wav) 48k_voice_300-3000_2s.wav
Output Gain: 38.59
Measure Window Start: 500ms
Measure Window Length: 2000ms
BWC applied: 10.80 dB
Device Reference Point: 0, 0, -6.3 mm

Category	Telephone parameters WD signal quality [(signal+noise)-to-noise ratio in decibels]
Category T1	0 dB to 10 dB
Category T2	10 dB to 20 dB
Category T3	20 dB to 30 dB
Category T4	> 30 dB

Cursor:
Diff = 1.48 dB
BWC Factor = 10.80 dB
Location: 16.7, -2.1, 3.7 mm

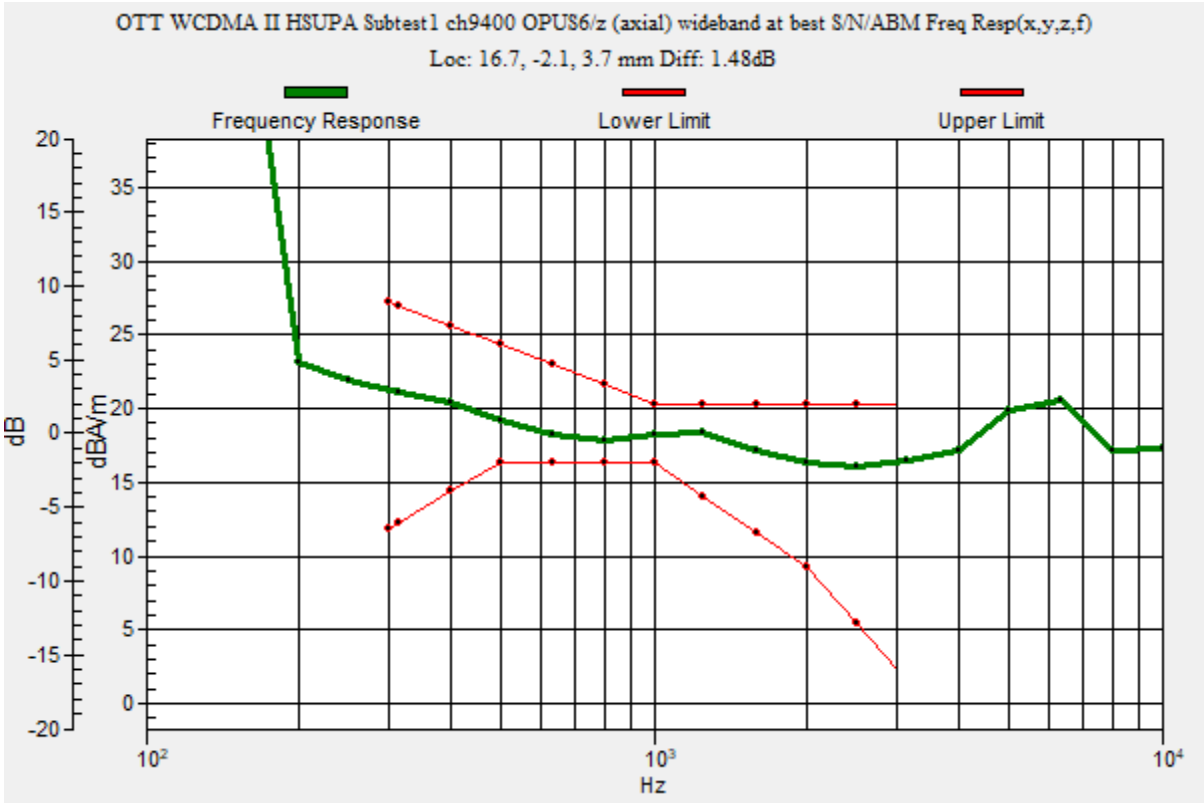

OTT HSUPA

Communication System: UID 0, UMTS-FDD (WCDMA) (0); Frequency: 836.6 MHz; Duty Cycle: 1:1
Phantom section: TCoil Section
DASY5 Configuration:
- Probe: AM1DV3 - 3140; ; Calibrated: 2022-09-26
- Sensor-Surface: 0mm (Fix Surface)
- Electronics: DAE4 Sn1343; Calibrated: 2022-08-18
- Phantom: HAC Test Arch with AMCC; Type: SD HAC P01 BB
- Measurement SW: DASY52, Version 52.10 (4);SEMCAD X Version 14.6.14 (7483)

T-Coil scan (scan for ANSI C63.19 2011 compliance)/OTT WCDMA II HSUPA Subtest1 ch9400 OPUS6/z (axial) 4.2mm 50 x 50/ABM Interpolated Signal(x,y,z) (121x121x1):

Interpolated grid: dx=1.000 mm, dy=1.000 mm
Signal Type: Audio File (.wav) 48k_voice_1kHz_1s.wav
Output Gain: 19.7
Measure Window Start: 300ms
Measure Window Length: 1000ms
BWC applied: 0.16 dB
Device Reference Point: 0, 0, -6.3 mm

Cursor:
ABM1/ABM2 = 59.57 dB
ABM1 = 19.82 dBA/m
ABM2 = -39.75 dBA/m
BWC Factor = 0.16 dB
Location: 16.7, -2.1, 3.7 mm



0 dB = 9.799 A/m = 19.82 dBA/m

OTT HSUPA

Communication System: UID 0, UMTS-FDD (WCDMA) (0); Frequency: 836.6 MHz; Duty Cycle: 1:1
Phantom section: TCoil Section
DASY5 Configuration:
- Probe: AM1DV3 - 3140; ; Calibrated: 2022-09-26
- Sensor-Surface: 0mm (Fix Surface)
- Electronics: DAE4 Sn1343; Calibrated: 2022-08-18
- Phantom: HAC Test Arch with AMCC; Type: SD HAC P01 BB
- Measurement SW: DASY52, Version 52.10 (4);SEMCAD X Version 14.6.14 (7483)

T-Coil scan (scan for ANSI C63.19 2011 compliance)/OTT WCDMA II HSUPA Subtest1 ch9400 OPUS6/y (transversal) 4.2mm 50 x 50/ABM Interpolated Signal(x,y,z) (121x121x1): Interpolated grid: dx=1.000 mm, dy=1.000 mm

Signal Type: Audio File (.wav) 48k_voice_1kHz_1s.wav
Output Gain: 19.7
Measure Window Start: 300ms
Measure Window Length: 1000ms
BWC applied: 0.16 dB
Device Reference Point: 0, 0, -6.3 mm

Cursor:
ABM1/ABM2 = 53.87 dB
ABM1 = 11.52 dBA/m
ABM2 = -42.35 dBA/m
BWC Factor = 0.16 dB
Location: 13.3, 7.5, 3.7 mm



0 dB = 3.995 A/m = 12.03 dBA/m

OTT HSUPA

Communication System: UID 0, UMTS-FDD (WCDMA) (0); Frequency: 1732.6 MHz;Duty Cycle: 1:1

T-Coil scan (scan for ANSI C63.19 2011 compliance)/OTT WCDMA IV HSUPA Subtest1 ch1413 OPUS6/z (axial) wideband at best S/N/ABM Freq Resp(x,y,z,f) (1x1x1): Measurement grid: dx=10mm, dy=10mm

Signal Type: Audio File (.wav) 48k_voice_300-3000_2s.wav
Output Gain: 38.59
Measure Window Start: 500ms
Measure Window Length: 2000ms
BWC applied: 10.80 dB
Device Reference Point: 0, 0, -6.3 mm

Category	Telephone parameters WD signal quality [(signal+noise)-to-noise ratio in decibels]
Category T1	0 dB to 10 dB
Category T2	10 dB to 20 dB
Category T3	20 dB to 30 dB
Category T4	> 30 dB

Cursor:
Diff = 1.33 dB
BWC Factor = 10.80 dB
Location: 15.8, -1.3, 3.7 mm

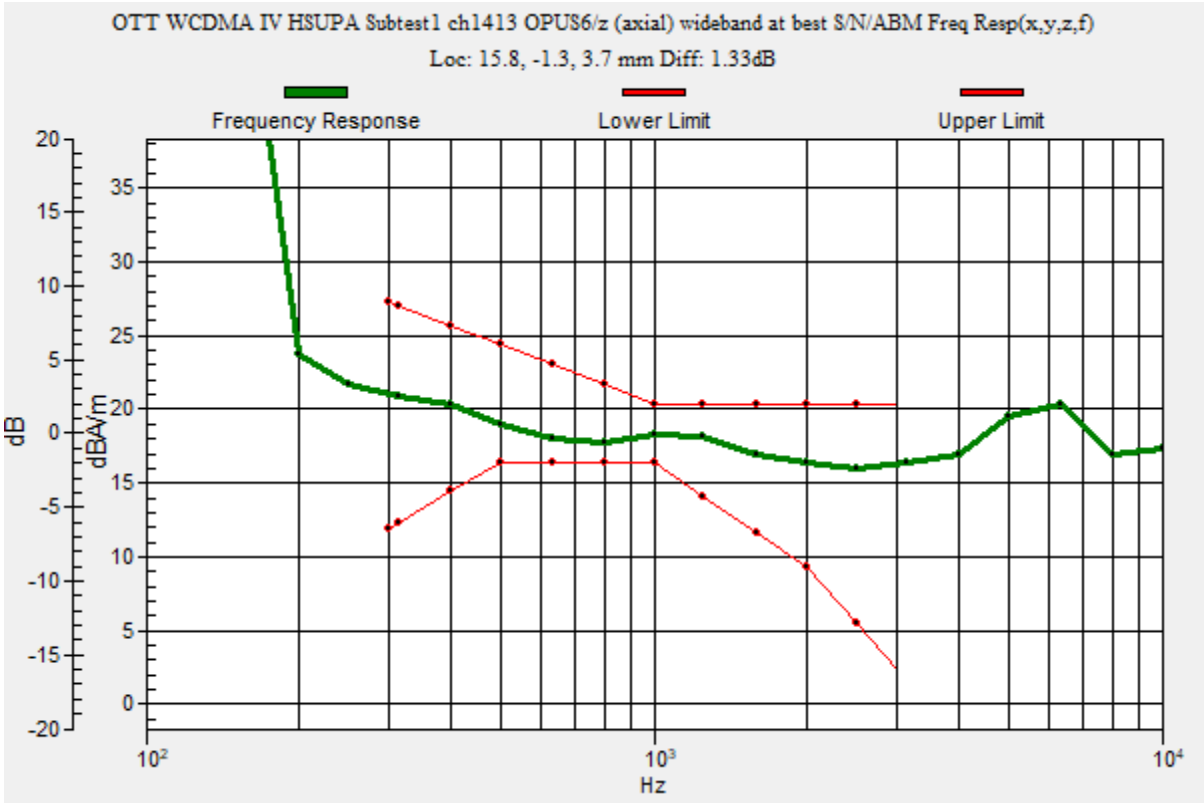

OTT HSUPA

Communication System: UID 0, UMTS-FDD (WCDMA) (0); Frequency: 1732.6 MHz; Duty Cycle: 1:1
Phantom section: TCoil Section
DASY5 Configuration:
- Probe: AM1DV3 - 3140; ; Calibrated: 2022-09-26
- Sensor-Surface: 0mm (Fix Surface)
- Electronics: DAE4 Sn1343; Calibrated: 2022-08-18
- Phantom: HAC Test Arch with AMCC; Type: SD HAC P01 BB
- Measurement SW: DASY52, Version 52.10 (4);SEMCAD X Version 14.6.14 (7483)

T-Coil scan (scan for ANSI C63.19 2011 compliance)/OTT WCDMA IV HSUPA Subtest1 ch1413 OPUS6/z (axial) 4.2mm 50 x 50/ABM Interpolated Signal(x,y,z) (121x121x1):

Interpolated grid: dx=1.000 mm, dy=1.000 mm
Signal Type: Audio File (.wav) 48k_voice_1kHz_1s.wav
Output Gain: 19.7
Measure Window Start: 300ms
Measure Window Length: 1000ms
BWC applied: 0.16 dB
Device Reference Point: 0, 0, -6.3 mm

Cursor:
ABM1/ABM2 = 61.69 dB
ABM1 = 20.46 dBA/m
ABM2 = -41.23 dBA/m
BWC Factor = 0.16 dB
Location: 15.8, -1.3, 3.7 mm



0 dB = 10.54 A/m = 20.46 dBA/m

OTT HSUPA

Communication System: UID 0, UMTS-FDD (WCDMA) (0); Frequency: 1732.6 MHz; Duty Cycle: 1:1
Phantom section: TCoil Section
DASY5 Configuration:
- Probe: AM1DV3 - 3140; ; Calibrated: 2022-09-26
- Sensor-Surface: 0mm (Fix Surface)
- Electronics: DAE4 Sn1343; Calibrated: 2022-08-18
- Phantom: HAC Test Arch with AMCC; Type: SD HAC P01 BB
- Measurement SW: DASY52, Version 52.10 (4);SEMCAD X Version 14.6.14 (7483)

T-Coil scan (scan for ANSI C63.19 2011 compliance)/OTT WCDMA IV HSUPA Subtest1 ch1413 OPUS6/y (transversal) 4.2mm 50 x 50/ABM Interpolated Signal(x,y,z) (121x121x1): Interpolated grid: dx=1.000 mm, dy=1.000 mm

Signal Type: Audio File (.wav) 48k_voice_1kHz_1s.wav
Output Gain: 19.7
Measure Window Start: 300ms
Measure Window Length: 1000ms
BWC applied: 0.16 dB
Device Reference Point: 0, 0, -6.3 mm

Cursor:
ABM1/ABM2 = 53.66 dB
ABM1 = 11.46 dBA/m
ABM2 = -42.20 dBA/m
BWC Factor = 0.16 dB
Location: 13.3, 7.5, 3.7 mm



0 dB = 4.136 A/m = 12.33 dBA/m

OTT HSUPA

Communication System: UID 0, UMTS-FDD (WCDMA) (0); Frequency: 836.6 MHz;Duty Cycle: 1:1

T-Coil scan (scan for ANSI C63.19 2011 compliance)/OTT WCDMA V HSUPA Subtest1 ch4183 OPUS6/z (axial) wideband at best S/N/ABM Freq Resp(x,y,z,f) (1x1x1): Measurement grid: dx=10mm, dy=10mm

Signal Type: Audio File (.wav) 48k_voice_300-3000_2s.wav
Output Gain: 38.59
Measure Window Start: 500ms
Measure Window Length: 2000ms
BWC applied: 10.80 dB
Device Reference Point: 0, 0, -6.3 mm

Category	Telephone parameters WD signal quality [(signal+noise)-to-noise ratio in decibels]
Category T1	0 dB to 10 dB
Category T2	10 dB to 20 dB
Category T3	20 dB to 30 dB
Category T4	> 30 dB

Cursor:
Diff = 1.29 dB
BWC Factor = 10.80 dB
Location: 16.3, -3.3, 3.7 mm

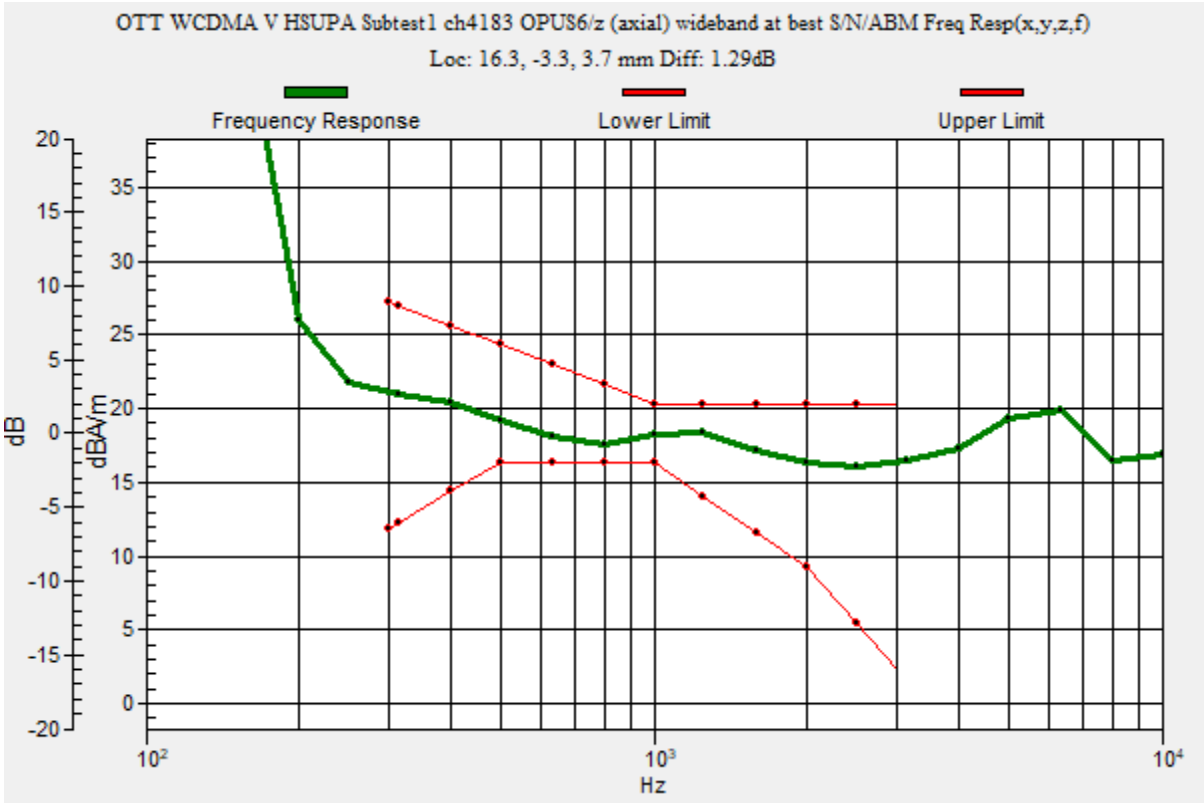

OTT HSUPA

Communication System: UID 0, UMTS-FDD (WCDMA) (0); Frequency: 836.6 MHz; Duty Cycle: 1:1
Phantom section: TCoil Section
DASY5 Configuration:
- Probe: AM1DV3 - 3140; ; Calibrated: 2022-09-26
- Sensor-Surface: 0mm (Fix Surface)
- Electronics: DAE4 Sn1343; Calibrated: 2022-08-18
- Phantom: HAC Test Arch with AMCC; Type: SD HAC P01 BB
- Measurement SW: DASY52, Version 52.10 (4);SEMCAD X Version 14.6.14 (7483)

T-Coil scan (scan for ANSI C63.19 2011 compliance)/OTT WCDMA V HSUPA Subtest1 ch4183 OPUS6/z (axial) 4.2mm 50 x 50/ABM Interpolated Signal(x,y,z) (121x121x1):

Interpolated grid: dx=1.000 mm, dy=1.000 mm
Signal Type: Audio File (.wav) 48k_voice_1kHz_1s.wav
Output Gain: 19.7
Measure Window Start: 300ms
Measure Window Length: 1000ms
BWC applied: 0.16 dB
Device Reference Point: 0, 0, -6.3 mm

Cursor:
ABM1/ABM2 = 59.84 dB
ABM1 = 19.67 dBA/m
ABM2 = -40.17 dBA/m
BWC Factor = 0.16 dB
Location: 16.3, -3.3, 3.7 mm



0 dB = 9.632 A/m = 19.67 dBA/m

OTT HSUPA

Communication System: UID 0, UMTS-FDD (WCDMA) (0); Frequency: 836.6 MHz; Duty Cycle: 1:1
Phantom section: TCoil Section
DASY5 Configuration:
- Probe: AM1DV3 - 3140; ; Calibrated: 2022-09-26
- Sensor-Surface: 0mm (Fix Surface)
- Electronics: DAE4 Sn1343; Calibrated: 2022-08-18
- Phantom: HAC Test Arch with AMCC; Type: SD HAC P01 BB
- Measurement SW: DASY52, Version 52.10 (4);SEMCAD X Version 14.6.14 (7483)

T-Coil scan (scan for ANSI C63.19 2011 compliance)/OTT WCDMA V HSUPA Subtest1 ch4183 OPUS6/y (transversal) 4.2mm 50 x 50/ABM Interpolated Signal(x,y,z) (121x121x1): Interpolated grid: dx=1.000 mm, dy=1.000 mm

Signal Type: Audio File (.wav) 48k_voice_1kHz_1s.wav
Output Gain: 19.7
Measure Window Start: 300ms
Measure Window Length: 1000ms
BWC applied: 0.16 dB
Device Reference Point: 0, 0, -6.3 mm

Cursor:
ABM1/ABM2 = 51.20 dB
ABM1 = 11.30 dBA/m
ABM2 = -39.90 dBA/m
BWC Factor = 0.16 dB
Location: 15.4, 7.1, 3.7 mm



0 dB = 4.208 A/m = 12.48 dBA/m

OTT LTE

Communication System: UID 0, LTE (FDD) (0); Frequency: 2535 MHz;Duty Cycle: 1:1

T-Coil scan (scan for ANSI C63.19 2011 compliance)/OTT LTE Band 7 20MHz 16QAM RB1/0 ch21100 OPUS40/z (axial) wideband at best S/N/ABM Freq Resp(x,y,z,f) (1x1x1):

Measurement grid: dx=10mm, dy=10mm
Signal Type: Audio File (.wav) 48k_voice_300-3000_2s.wav
Output Gain: 38.59
Measure Window Start: 1000ms
Measure Window Length: 4000ms
BWC applied: 10.80 dB
Device Reference Point: 0, 0, -6.3 mm

Category	Telephone parameters WD signal quality [(signal+noise)-to-noise ratio in decibels]
Category T1	0 dB to 10 dB
Category T2	10 dB to 20 dB
Category T3	20 dB to 30 dB
Category T4	> 30 dB

Cursor:
Diff = 1.26 dB
BWC Factor = 10.80 dB
Location: 16.3, -3.3, 3.7 mm

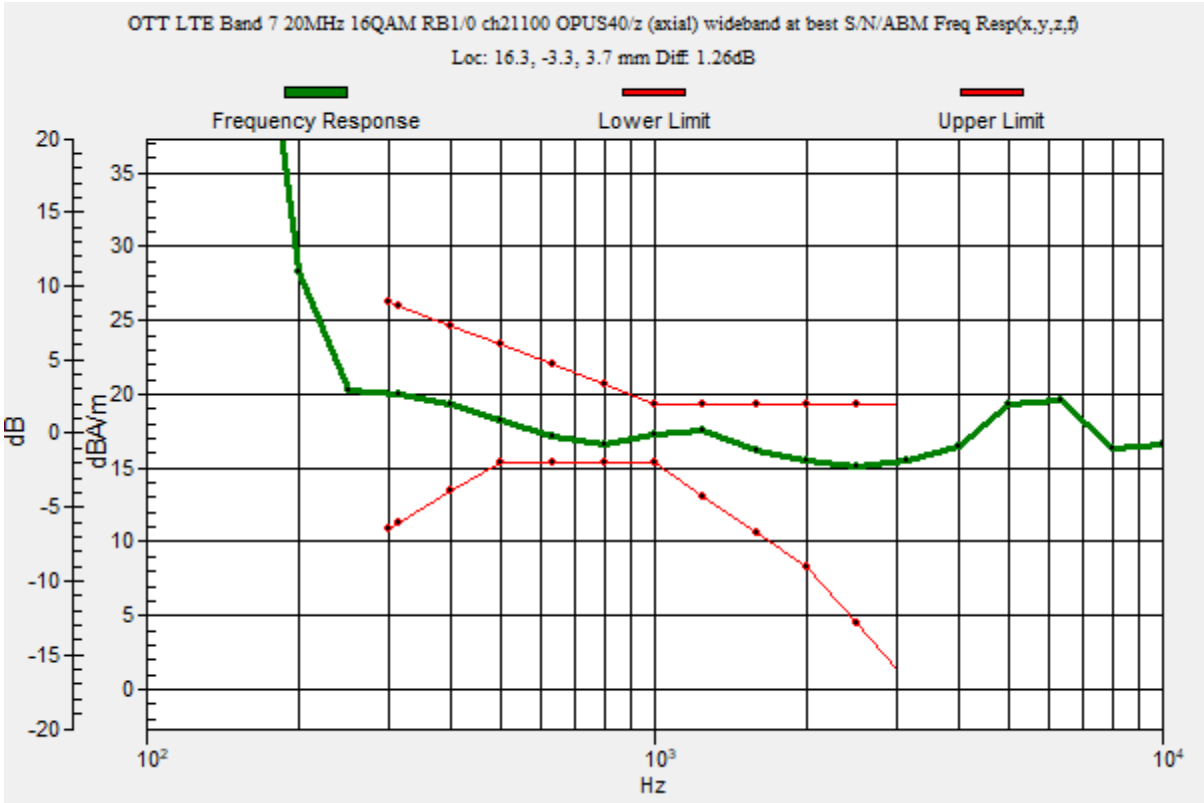

OTT LTE

Communication System: UID 0, LTE (FDD) (0); Frequency: 2535 MHz; Duty Cycle: 1:1
Phantom section: TCoil Section
DASY5 Configuration:
- Probe: AM1DV3 - 3140; ; Calibrated: 2022-09-26
- Sensor-Surface: 0mm (Fix Surface)
- Electronics: DAE4 Sn1343; Calibrated: 2022-08-18
- Phantom: HAC Test Arch with AMCC; Type: SD HAC P01 BB
- Measurement SW: DASY52, Version 52.10 (4);SEMCAD X Version 14.6.14 (7483)

T-Coil scan (scan for ANSI C63.19 2011 compliance)/OTT LTE Band 7 20MHz 16QAM RB1/0 ch21100 OPUS40/z (axial) 4.2mm 50 x 50/ABM Interpolated Signal(x,y,z) (121x121x1): Interpolated grid: dx=1.000 mm, dy=1.000 mm

Signal Type: Audio File (.wav) 48k_voice_1kHz_1s.wav
Output Gain: 19.7
Measure Window Start: 300ms
Measure Window Length: 1000ms
BWC applied: 0.16 dB
Device Reference Point: 0, 0, -6.3 mm

Cursor:
ABM1/ABM2 = 55.23 dB
ABM1 = 19.73 dBA/m
ABM2 = -35.50 dBA/m
BWC Factor = 0.16 dB
Location: 16.3, -3.3, 3.7 mm



0 dB = 9.695 A/m = 19.73 dBA/m

OTT LTE

Communication System: UID 0, LTE (FDD) (0); Frequency: 2535 MHz; Duty Cycle: 1:1
Phantom section: TCoil Section
DASY5 Configuration:
- Probe: AM1DV3 - 3140; ; Calibrated: 2022-09-26
- Sensor-Surface: 0mm (Fix Surface)
- Electronics: DAE4 Sn1343; Calibrated: 2022-08-18
- Phantom: HAC Test Arch with AMCC; Type: SD HAC P01 BB
- Measurement SW: DASY52, Version 52.10 (4);SEMCAD X Version 14.6.14 (7483)

T-Coil scan (scan for ANSI C63.19 2011 compliance)/OTT LTE Band 7 20MHz 16QAM RB1/0 ch21100 OPUS40/y (transversal) 4.2mm 50 x 50/ABM Interpolated Signal(x,y,z) (121x121x1): Interpolated grid: dx=1.000 mm, dy=1.000 mm

Signal Type: Audio File (.wav) 48k_voice_1kHz_1s.wav
Output Gain: 19.7
Measure Window Start: 300ms
Measure Window Length: 1000ms
BWC applied: 0.16 dB
Device Reference Point: 0, 0, -6.3 mm

Cursor:
ABM1/ABM2 = 45.10 dB
ABM1 = 11.45 dBA/m
ABM2 = -33.65 dBA/m
BWC Factor = 0.16 dB
Location: 16.3, -10.8, 3.7 mm



0 dB = 3.736 A/m = 11.45 dBA/m

OTT LTE

Communication System: UID 0, LTE (FDD) (0); Frequency: 707.5 MHz;Duty Cycle: 1:1

T-Coil scan (scan for ANSI C63.19 2011 compliance)/OTT LTE Band 12 10MHz 16QAM RB1/0 ch23095 OPUS40/z (axial) wideband at best S/N/ABM Freq Resp(x,y,z,f) (1x1x1):

Measurement grid: dx=10mm, dy=10mm
Signal Type: Audio File (.wav) 48k_voice_300-3000_2s.wav
Output Gain: 38.59
Measure Window Start: 1000ms
Measure Window Length: 4000ms
BWC applied: 10.80 dB
Device Reference Point: 0, 0, -6.3 mm

Category	Telephone parameters WD signal quality [(signal+noise)-to-noise ratio in decibels]
Category T1	0 dB to 10 dB
Category T2	10 dB to 20 dB
Category T3	20 dB to 30 dB
Category T4	> 30 dB

Cursor:
Diff = 1.26 dB
BWC Factor = 10.80 dB
Location: 16.7, -0.4, 3.7 mm

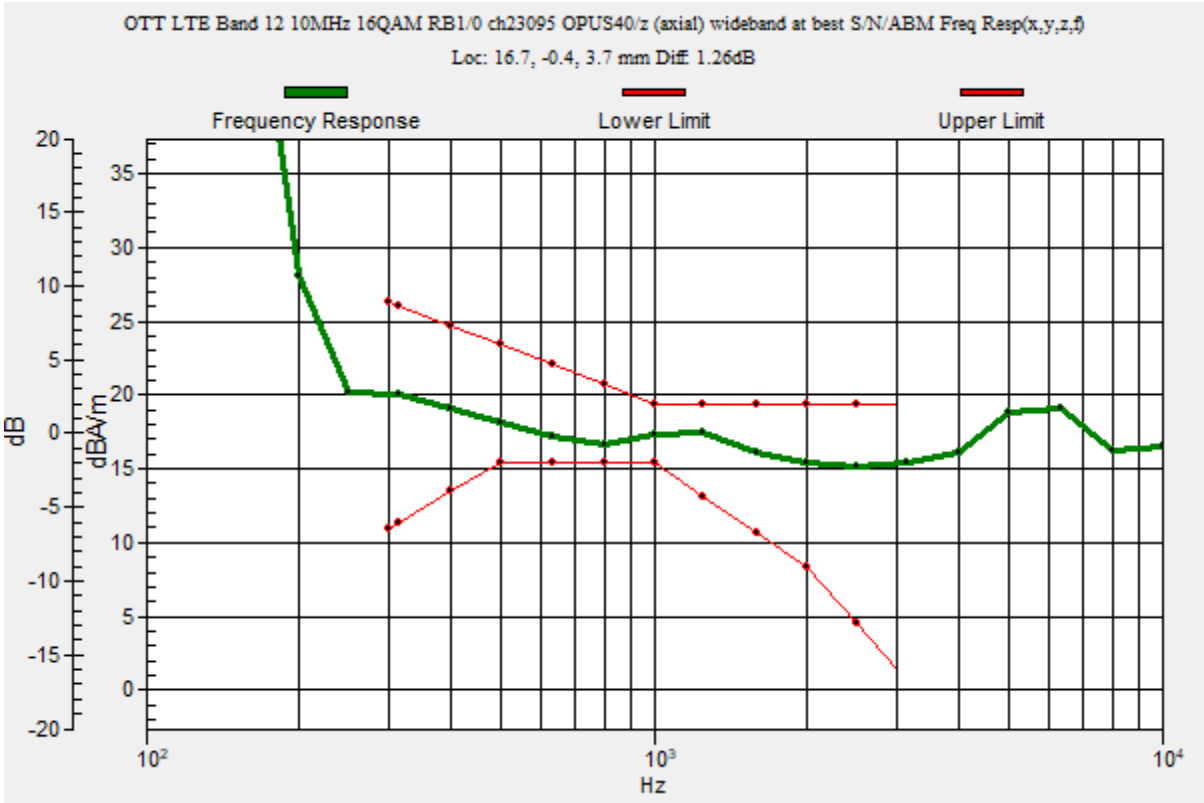

OTT LTE

Communication System: UID 0, LTE (FDD) (0); Frequency: 707.5 MHz; Duty Cycle: 1:1
Phantom section: TCoil Section
DASY5 Configuration:
- Probe: AM1DV3 - 3140; ; Calibrated: 2022-09-26
- Sensor-Surface: 0mm (Fix Surface)
- Electronics: DAE4 Sn1343; Calibrated: 2022-08-18
- Phantom: HAC Test Arch with AMCC; Type: SD HAC P01 BB
- Measurement SW: DASY52, Version 52.10 (4);SEMCAD X Version 14.6.14 (7483)

T-Coil scan (scan for ANSI C63.19 2011 compliance)/OTT LTE Band 12 10MHz 16QAM RB1/0 ch23095 OPUS40/z (axial) 4.2mm 50 x 50/ABM Interpolated Signal(x,y,z) (121x121x1): Interpolated grid: dx=1.000 mm, dy=1.000 mm

Signal Type: Audio File (.wav) 48k_voice_1kHz_1s.wav
Output Gain: 19.7
Measure Window Start: 300ms
Measure Window Length: 1000ms
BWC applied: 0.16 dB
Device Reference Point: 0, 0, -6.3 mm

Cursor:
ABM1/ABM2 = 55.45 dB
ABM1 = 20.06 dBA/m
ABM2 = -35.39 dBA/m
BWC Factor = 0.16 dB
Location: 16.7, -0.4, 3.7 mm



0 dB = 10.07 A/m = 20.06 dBA/m

OTT LTE

Communication System: UID 0, LTE (FDD) (0); Frequency: 707.5 MHz; Duty Cycle: 1:1
Phantom section: TCoil Section
DASY5 Configuration:
- Probe: AM1DV3 - 3140; ; Calibrated: 2022-09-26
- Sensor-Surface: 0mm (Fix Surface)
- Electronics: DAE4 Sn1343; Calibrated: 2022-08-18
- Phantom: HAC Test Arch with AMCC; Type: SD HAC P01 BB
- Measurement SW: DASY52, Version 52.10 (4);SEMCAD X Version 14.6.14 (7483)

T-Coil scan (scan for ANSI C63.19 2011 compliance)/OTT LTE Band 12 10MHz 16QAM RB1/0 ch23095 OPUS40/y (transversal) 4.2mm 50 x 50/ABM Interpolated Signal(x,y,z) (121x121x1): Interpolated grid: dx=1.000 mm, dy=1.000 mm

Signal Type: Audio File (.wav) 48k_voice_1kHz_1s.wav
Output Gain: 19.7
Measure Window Start: 300ms
Measure Window Length: 1000ms
BWC applied: 0.16 dB
Device Reference Point: 0, 0, -6.3 mm

Cursor:
ABM1/ABM2 = 43.34 dB
ABM1 = 12.18 dBA/m
ABM2 = -31.16 dBA/m
BWC Factor = 0.16 dB
Location: 16.3, -8.8, 3.7 mm



0 dB = 4.065 A/m = 12.18 dBA/m

OTT LTE

Communication System: UID 0, LTE (FDD) (0); Frequency: 782 MHz;Duty Cycle: 1:1

T-Coil scan (scan for ANSI C63.19 2011 compliance)/OTT LTE Band 13 10MHz 16QAM RB1/0 ch23230 OPUS40/z (axial) wideband at best S/N/ABM Freq Resp(x,y,z,f) (1x1x1):

Measurement grid: dx=10mm, dy=10mm
Signal Type: Audio File (.wav) 48k_voice_300-3000_2s.wav
Output Gain: 38.59
Measure Window Start: 1000ms
Measure Window Length: 4000ms
BWC applied: 10.80 dB
Device Reference Point: 0, 0, -6.3 mm

Category	Telephone parameters WD signal quality [(signal+noise)-to-noise ratio in decibels]
Category T1	0 dB to 10 dB
Category T2	10 dB to 20 dB
Category T3	20 dB to 30 dB
Category T4	> 30 dB

Cursor:
Diff = 1.29 dB
BWC Factor = 10.80 dB
Location: 16.7, -0.4, 3.7 mm

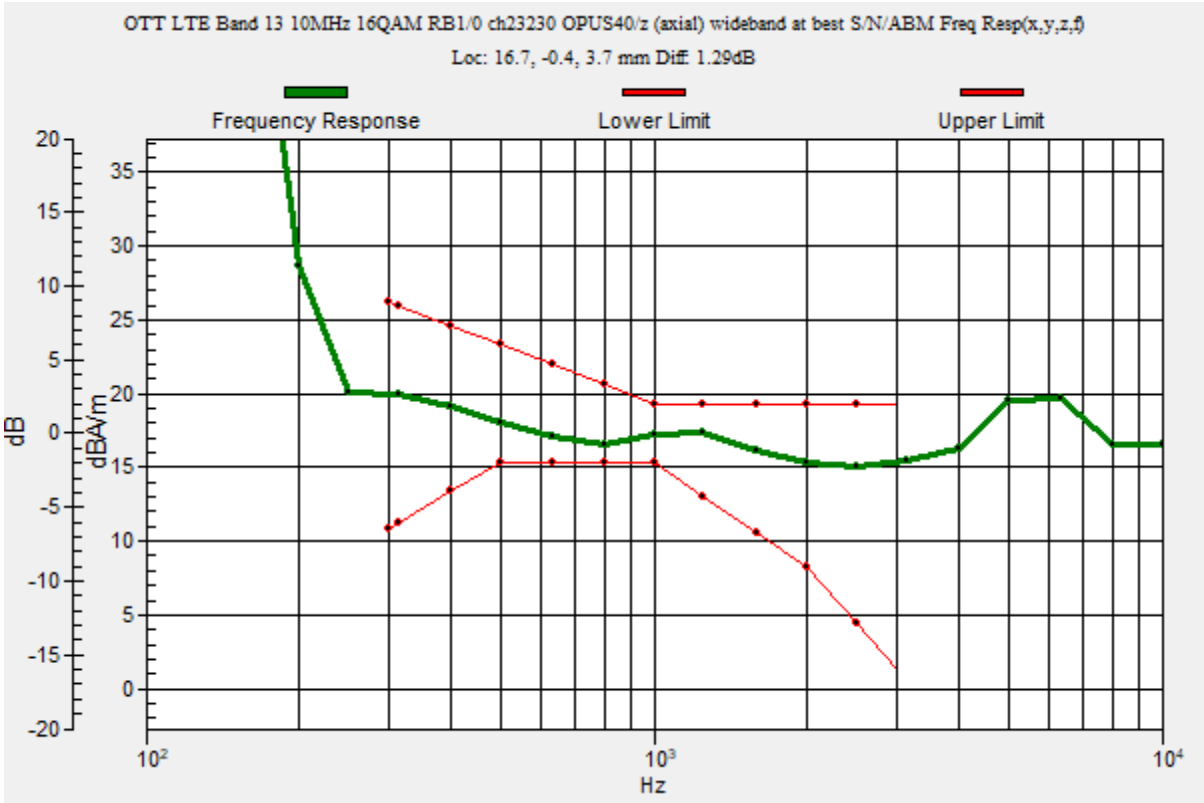

OTT LTE

Communication System: UID 0, LTE (FDD) (0); Frequency: 782 MHz; Duty Cycle: 1:1
Phantom section: TCoil Section
DASY5 Configuration:
- Probe: AM1DV3 - 3140; ; Calibrated: 2022-09-26
- Sensor-Surface: 0mm (Fix Surface)
- Electronics: DAE4 Sn1343; Calibrated: 2022-08-18
- Phantom: HAC Test Arch with AMCC; Type: SD HAC P01 BB
- Measurement SW: DASY52, Version 52.10 (4);SEMCAD X Version 14.6.14 (7483)

T-Coil scan (scan for ANSI C63.19 2011 compliance)/OTT LTE Band 13 10MHz 16QAM RB1/0 ch23230 OPUS40/z (axial) 4.2mm 50 x 50/ABM Interpolated Signal(x,y,z) (121x121x1): Interpolated grid: dx=1.000 mm, dy=1.000 mm

Signal Type: Audio File (.wav) 48k_voice_1kHz_1s.wav
Output Gain: 19.7
Measure Window Start: 300ms
Measure Window Length: 1000ms
BWC applied: 0.16 dB
Device Reference Point: 0, 0, -6.3 mm

Cursor:
ABM1/ABM2 = 55.76 dB
ABM1 = 20.06 dBA/m
ABM2 = -35.70 dBA/m
BWC Factor = 0.16 dB
Location: 16.7, -0.4, 3.7 mm



0 dB = 10.07 A/m = 20.06 dBA/m

OTT LTE

Communication System: UID 0, LTE (FDD) (0); Frequency: 782 MHz; Duty Cycle: 1:1
Phantom section: TCoil Section
DASY5 Configuration:
- Probe: AM1DV3 - 3140; ; Calibrated: 2022-09-26
- Sensor-Surface: 0mm (Fix Surface)
- Electronics: DAE4 Sn1343; Calibrated: 2022-08-18
- Phantom: HAC Test Arch with AMCC; Type: SD HAC P01 BB
- Measurement SW: DASY52, Version 52.10 (4);SEMCAD X Version 14.6.14 (7483)

T-Coil scan (scan for ANSI C63.19 2011 compliance)/OTT LTE Band 13 10MHz 16QAM RB1/0 ch23230 OPUS40/y (transversal) 4.2mm 50 x 50/ABM Interpolated Signal(x,y,z) (121x121x1): Interpolated grid: dx=1.000 mm, dy=1.000 mm

Signal Type: Audio File (.wav) 48k_voice_1kHz_1s.wav
Output Gain: 19.7
Measure Window Start: 300ms
Measure Window Length: 1000ms
BWC applied: 0.16 dB
Device Reference Point: 0, 0, -6.3 mm

Cursor:
ABM1/ABM2 = 44.87 dB
ABM1 = 11.02 dBA/m
ABM2 = -33.85 dBA/m
BWC Factor = 0.16 dB
Location: 15.8, -10.4, 3.7 mm



0 dB = 3.557 A/m = 11.02 dBA/m

OTT LTE

Communication System: UID 0, LTE (FDD) (0); Frequency: 793 MHz;Duty Cycle: 1:1

T-Coil scan (scan for ANSI C63.19 2011 compliance)/OTT LTE Band 14 10MHz 16QAM RB1/0 ch23330 OPUS40/z (axial) wideband at best S/N/ABM Freq Resp(x,y,z,f) (1x1x1):

Measurement grid: dx=10mm, dy=10mm
Signal Type: Audio File (.wav) 48k_voice_300-3000_2s.wav
Output Gain: 38.59
Measure Window Start: 1000ms
Measure Window Length: 4000ms
BWC applied: 10.80 dB
Device Reference Point: 0, 0, -6.3 mm

Category	Telephone parameters WD signal quality [(signal+noise)-to-noise ratio in decibels]
Category T1	0 dB to 10 dB
Category T2	10 dB to 20 dB
Category T3	20 dB to 30 dB
Category T4	> 30 dB

Cursor:
Diff = 1.25 dB
BWC Factor = 10.80 dB
Location: 16.3, -3.3, 3.7 mm

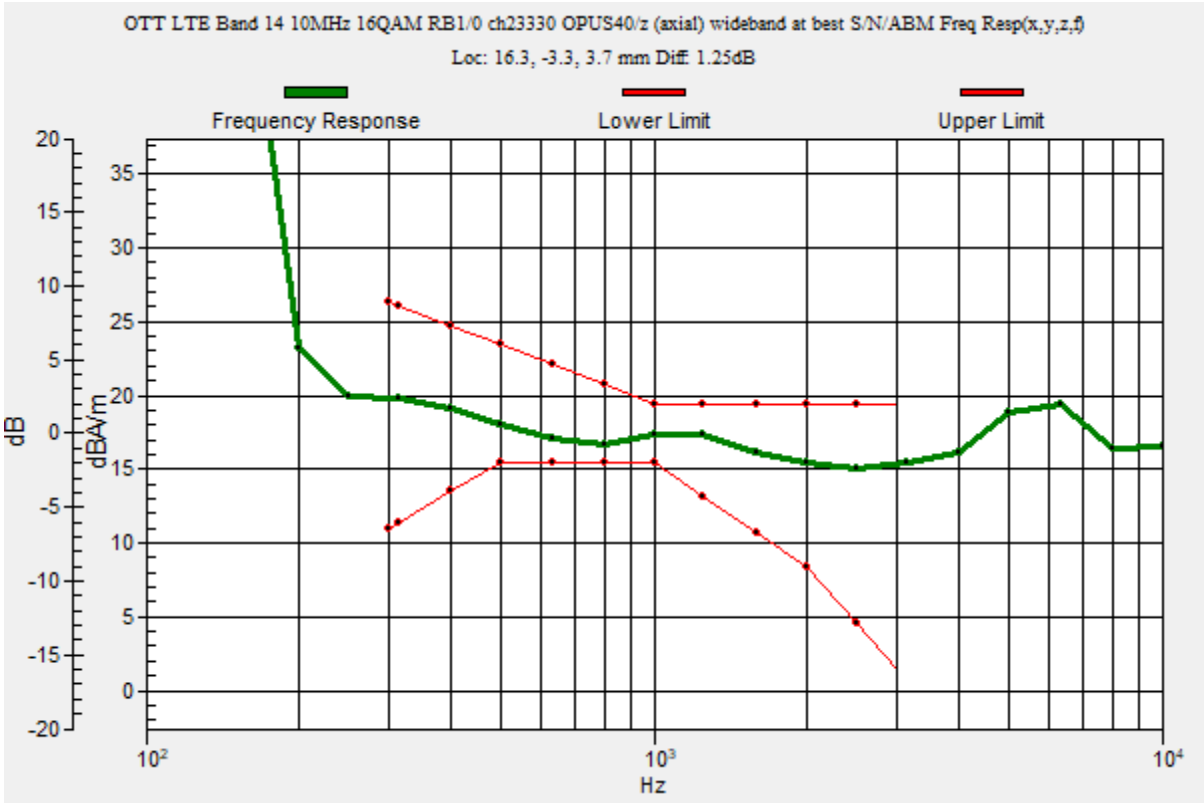

OTT LTE

Communication System: UID 0, LTE (FDD) (0); Frequency: 793 MHz; Duty Cycle: 1:1
Phantom section: TCoil Section
DASY5 Configuration:
- Probe: AM1DV3 - 3140; ; Calibrated: 2022-09-26
- Sensor-Surface: 0mm (Fix Surface)
- Electronics: DAE4 Sn1343; Calibrated: 2022-08-18
- Phantom: HAC Test Arch with AMCC; Type: SD HAC P01 BB
- Measurement SW: DASY52, Version 52.10 (4);SEMCAD X Version 14.6.14 (7483)

T-Coil scan (scan for ANSI C63.19 2011 compliance)/OTT LTE Band 14 10MHz 16QAM RB1/0 ch23330 OPUS40/z (axial) 4.2mm 50 x 50/ABM Interpolated Signal(x,y,z) (121x121x1): Interpolated grid: dx=1.000 mm, dy=1.000 mm

Signal Type: Audio File (.wav) 48k_voice_1kHz_1s.wav
Output Gain: 19.7
Measure Window Start: 300ms
Measure Window Length: 1000ms
BWC applied: 0.16 dB
Device Reference Point: 0, 0, -6.3 mm

Cursor:
ABM1/ABM2 = 54.98 dB
ABM1 = 19.83 dBA/m
ABM2 = -35.15 dBA/m
BWC Factor = 0.16 dB
Location: 16.3, -3.3, 3.7 mm



0 dB = 9.806 A/m = 19.83 dBA/m

OTT LTE

Communication System: UID 0, LTE (FDD) (0); Frequency: 793 MHz; Duty Cycle: 1:1
Phantom section: TCoil Section
DASY5 Configuration:
- Probe: AM1DV3 - 3140; ; Calibrated: 2022-09-26
- Sensor-Surface: 0mm (Fix Surface)
- Electronics: DAE4 Sn1343; Calibrated: 2022-08-18
- Phantom: HAC Test Arch with AMCC; Type: SD HAC P01 BB
- Measurement SW: DASY52, Version 52.10 (4);SEMCAD X Version 14.6.14 (7483)

T-Coil scan (scan for ANSI C63.19 2011 compliance)/OTT LTE Band 14 10MHz 16QAM RB1/0 ch23330 OPUS40/y (transversal) 4.2mm 50 x 50/ABM Interpolated Signal(x,y,z) (121x121x1): Interpolated grid: dx=1.000 mm, dy=1.000 mm

Signal Type: Audio File (.wav) 48k_voice_1kHz_1s.wav
Output Gain: 19.7
Measure Window Start: 300ms
Measure Window Length: 1000ms
BWC applied: 0.16 dB
Device Reference Point: 0, 0, -6.3 mm

Cursor:
ABM1/ABM2 = 44.32 dB
ABM1 = 12.19 dBA/m
ABM2 = -32.13 dBA/m
BWC Factor = 0.16 dB
Location: 16.3, -8.8, 3.7 mm



0 dB = 4.068 A/m = 12.19 dBA/m

OTT LTE

Communication System: UID 0, LTE (FDD) (0); Frequency: 1882.5 MHz;Duty Cycle: 1:1

T-Coil scan (scan for ANSI C63.19 2011 compliance)/OTT LTE Band 25 20MHz 16QAM RB1/0 ch26365 OPUS40/z (axial) wideband at best S/N/ABM Freq Resp(x,y,z,f) (1x1x1):

Measurement grid: dx=10mm, dy=10mm
Signal Type: Audio File (.wav) 48k_voice_300-3000_2s.wav
Output Gain: 38.59
Measure Window Start: 1000ms
Measure Window Length: 4000ms
BWC applied: 10.80 dB
Device Reference Point: 0, 0, -6.3 mm

Category	Telephone parameters WD signal quality [(signal+noise)-to-noise ratio in decibels]
Category T1	0 dB to 10 dB
Category T2	10 dB to 20 dB
Category T3	20 dB to 30 dB
Category T4	> 30 dB

Cursor:
Diff = 1.35 dB
BWC Factor = 10.80 dB
Location: 16.7, -3.3, 3.7 mm

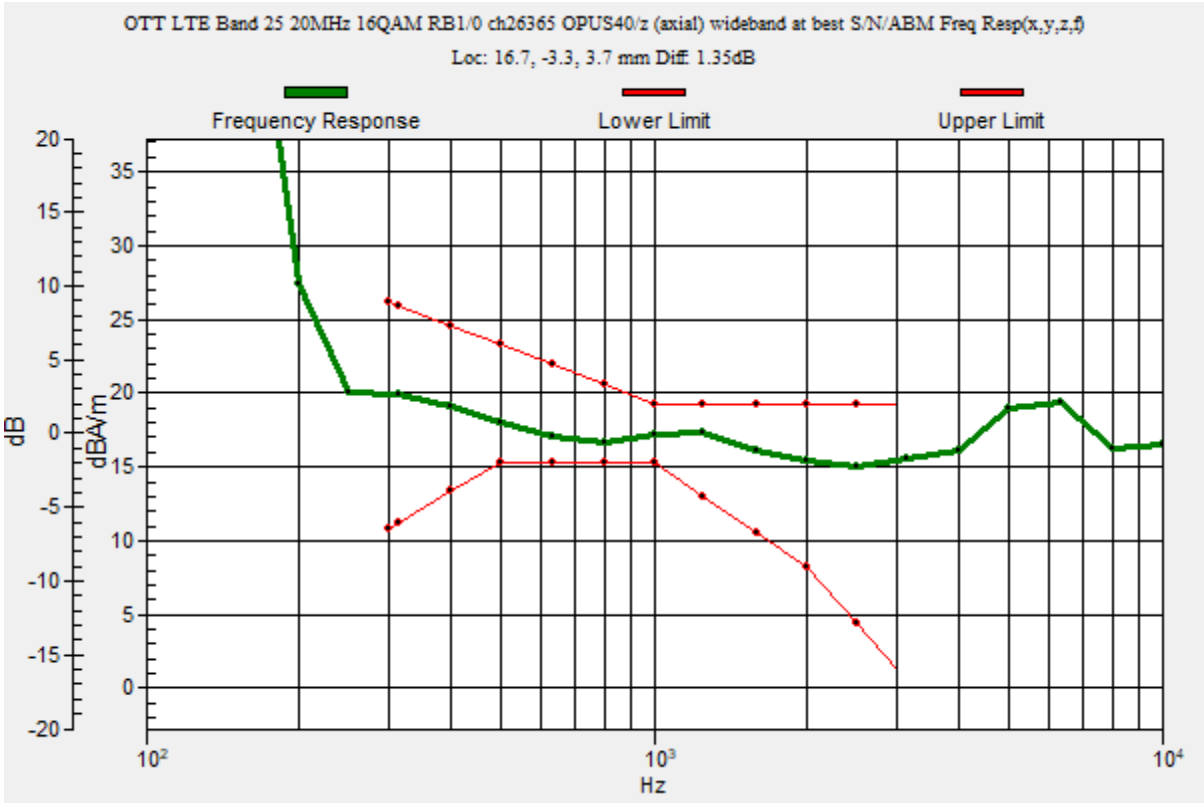

OTT LTE

Communication System: UID 0, LTE (FDD) (0); Frequency: 1882.5 MHz; Duty Cycle: 1:1
Phantom section: TCoil Section
DASY5 Configuration:
- Probe: AM1DV3 - 3140; ; Calibrated: 2022-09-26
- Sensor-Surface: 0mm (Fix Surface)
- Electronics: DAE4 Sn1343; Calibrated: 2022-08-18
- Phantom: HAC Test Arch with AMCC; Type: SD HAC P01 BB
- Measurement SW: DASY52, Version 52.10 (4);SEMCAD X Version 14.6.14 (7483)

T-Coil scan (scan for ANSI C63.19 2011 compliance)/OTT LTE Band 25 20MHz 16QAM RB1/0 ch26365 OPUS40/z (axial) 4.2mm 50 x 50/ABM Interpolated Signal(x,y,z) (121x121x1): Interpolated grid: dx=1.000 mm, dy=1.000 mm

Signal Type: Audio File (.wav) 48k_voice_1kHz_1s.wav
Output Gain: 19.7
Measure Window Start: 300ms
Measure Window Length: 1000ms
BWC applied: 0.16 dB
Device Reference Point: 0, 0, -6.3 mm

Cursor:
ABM1/ABM2 = 54.47 dB
ABM1 = 19.74 dBA/m
ABM2 = -34.73 dBA/m
BWC Factor = 0.16 dB
Location: 16.7, -3.3, 3.7 mm



0 dB = 9.700 A/m = 19.74 dBA/m

OTT LTE

Communication System: UID 0, LTE (FDD) (0); Frequency: 1882.5 MHz; Duty Cycle: 1:1
Phantom section: TCoil Section
DASY5 Configuration:
- Probe: AM1DV3 - 3140; ; Calibrated: 2022-09-26
- Sensor-Surface: 0mm (Fix Surface)
- Electronics: DAE4 Sn1343; Calibrated: 2022-08-18
- Phantom: HAC Test Arch with AMCC; Type: SD HAC P01 BB
- Measurement SW: DASY52, Version 52.10 (4);SEMCAD X Version 14.6.14 (7483)

T-Coil scan (scan for ANSI C63.19 2011 compliance)/OTT LTE Band 25 20MHz 16QAM RB1/0 ch26365 OPUS40/y (transversal) 4.2mm 50 x 50/ABM Interpolated Signal(x,y,z) (121x121x1): Interpolated grid: dx=1.000 mm, dy=1.000 mm

Signal Type: Audio File (.wav) 48k_voice_1kHz_1s.wav
Output Gain: 19.7
Measure Window Start: 300ms
Measure Window Length: 1000ms
BWC applied: 0.16 dB
Device Reference Point: 0, 0, -6.3 mm

Cursor:
ABM1/ABM2 = 45.84 dB
ABM1 = 10.92 dBA/m
ABM2 = -34.92 dBA/m
BWC Factor = 0.16 dB
Location: 16.3, 7.5, 3.7 mm



0 dB = 3.514 A/m = 10.92 dBA/m

OTT LTE

Communication System: UID 0, LTE (FDD) (0); Frequency: 831.5 MHz;Duty Cycle: 1:1

T-Coil scan (scan for ANSI C63.19 2011 compliance)/OTT LTE Band 26 15MHz 16QAM RB1/0 ch26865 OPUS40/z (axial) wideband at best S/N/ABM Freq Resp(x,y,z,f) (1x1x1):

Measurement grid: dx=10mm, dy=10mm
Signal Type: Audio File (.wav) 48k_voice_300-3000_2s.wav
Output Gain: 38.59
Measure Window Start: 1000ms
Measure Window Length: 4000ms
BWC applied: 10.80 dB
Device Reference Point: 0, 0, -6.3 mm

Category	Telephone parameters WD signal quality [(signal+noise)-to-noise ratio in decibels]
Category T1	0 dB to 10 dB
Category T2	10 dB to 20 dB
Category T3	20 dB to 30 dB
Category T4	> 30 dB

Cursor:
Diff = 1.37 dB
BWC Factor = 10.80 dB
Location: 15.8, -2.5, 3.7 mm

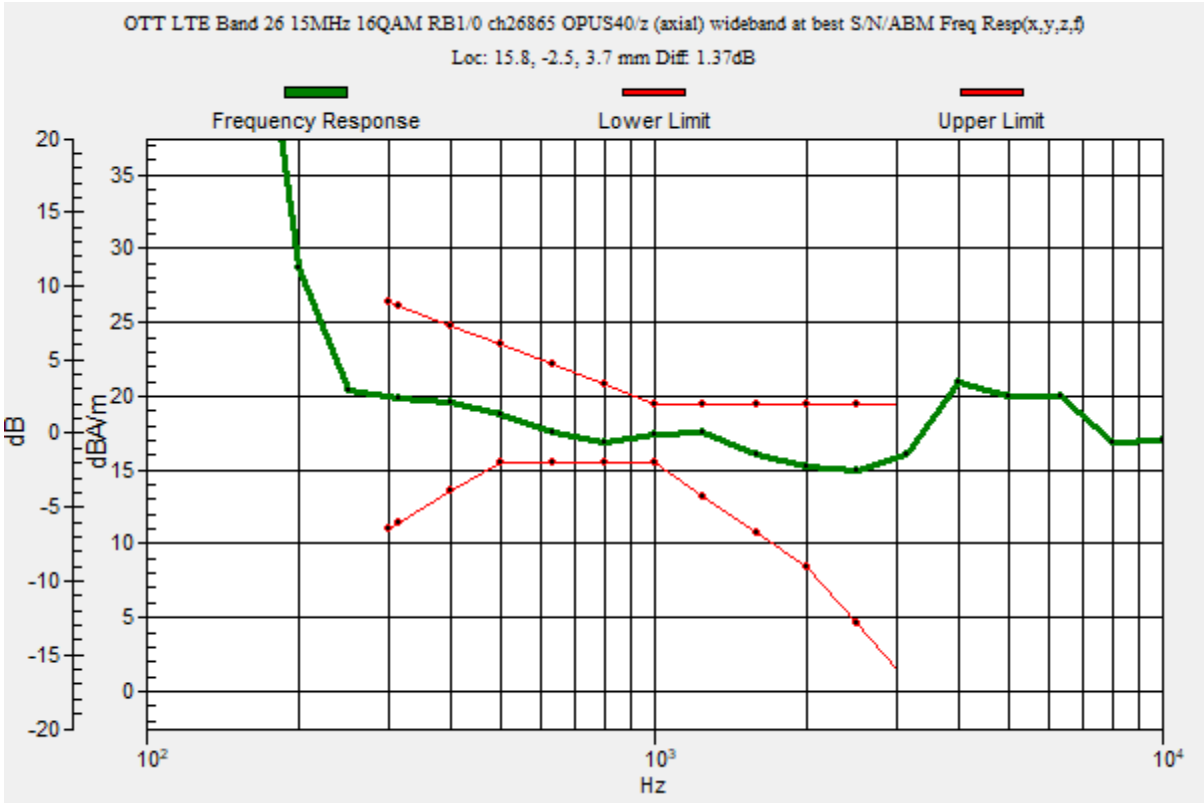

OTT LTE

Communication System: UID 0, LTE (FDD) (0); Frequency: 831.5 MHz; Duty Cycle: 1:1
Phantom section: TCoil Section
DASY5 Configuration:
- Probe: AM1DV3 - 3140; ; Calibrated: 2022-09-26
- Sensor-Surface: 0mm (Fix Surface)
- Electronics: DAE4 Sn1343; Calibrated: 2022-08-18
- Phantom: HAC Test Arch with AMCC; Type: SD HAC P01 BB
- Measurement SW: DASY52, Version 52.10 (4);SEMCAD X Version 14.6.14 (7483)

T-Coil scan (scan for ANSI C63.19 2011 compliance)/OTT LTE Band 26 15MHz 16QAM RB1/0 ch26865 OPUS40/z (axial) 4.2mm 50 x 50/ABM Interpolated Signal(x,y,z) (121x121x1): Interpolated grid: dx=1.000 mm, dy=1.000 mm

Signal Type: Audio File (.wav) 48k_voice_1kHz_1s.wav
Output Gain: 19.7
Measure Window Start: 300ms
Measure Window Length: 1000ms
BWC applied: 0.16 dB
Device Reference Point: 0, 0, -6.3 mm

Cursor:
ABM1/ABM2 = 54.58 dB
ABM1 = 19.37 dBA/m
ABM2 = -35.21 dBA/m
BWC Factor = 0.16 dB
Location: 15.8, -2.5, 3.7 mm



0 dB = 9.305 A/m = 19.37 dBA/m

OTT LTE

Communication System: UID 0, LTE (FDD) (0); Frequency: 831.5 MHz; Duty Cycle: 1:1
Phantom section: TCoil Section
DASY5 Configuration:
- Probe: AM1DV3 - 3140; ; Calibrated: 2022-09-26
- Sensor-Surface: 0mm (Fix Surface)
- Electronics: DAE4 Sn1343; Calibrated: 2022-08-18
- Phantom: HAC Test Arch with AMCC; Type: SD HAC P01 BB
- Measurement SW: DASY52, Version 52.10 (4);SEMCAD X Version 14.6.14 (7483)

T-Coil scan (scan for ANSI C63.19 2011 compliance)/OTT LTE Band 26 15MHz 16QAM RB1/0 ch26865 OPUS40/y (transversal) 4.2mm 50 x 50/ABM Interpolated Signal(x,y,z) (121x121x1): Interpolated grid: dx=1.000 mm, dy=1.000 mm

Signal Type: Audio File (.wav) 48k_voice_1kHz_1s.wav
Output Gain: 19.7
Measure Window Start: 300ms
Measure Window Length: 1000ms
BWC applied: 0.16 dB
Device Reference Point: 0, 0, -6.3 mm

Cursor:
ABM1/ABM2 = 43.73 dB
ABM1 = 12.12 dBA/m
ABM2 = -31.61 dBA/m
BWC Factor = 0.16 dB
Location: 16.7, -8.8, 3.7 mm

0 dB = 4.037 A/m = 12.12 dBA/m

OTT LTE

Communication System: UID 0, LTE (FDD) (0); Frequency: 2310 MHz;Duty Cycle: 1:1

T-Coil scan (scan for ANSI C63.19 2011 compliance)/OTT LTE Band 30 10MHz 16QAM RB1/0 ch27710 OPUS40/z (axial) wideband at best S/N/ABM Freq Resp(x,y,z,f) (1x1x1):

Measurement grid: dx=10mm, dy=10mm
Signal Type: Audio File (.wav) 48k_voice_300-3000_2s.wav
Output Gain: 38.59
Measure Window Start: 1000ms
Measure Window Length: 4000ms
BWC applied: 10.80 dB
Device Reference Point: 0, 0, -6.3 mm

Category	Telephone parameters WD signal quality [(signal+noise)-to-noise ratio in decibels]
Category T1	0 dB to 10 dB
Category T2	10 dB to 20 dB
Category T3	20 dB to 30 dB
Category T4	> 30 dB

Cursor:
Diff = 1.29 dB
BWC Factor = 10.80 dB
Location: 16.3, -3.3, 3.7 mm

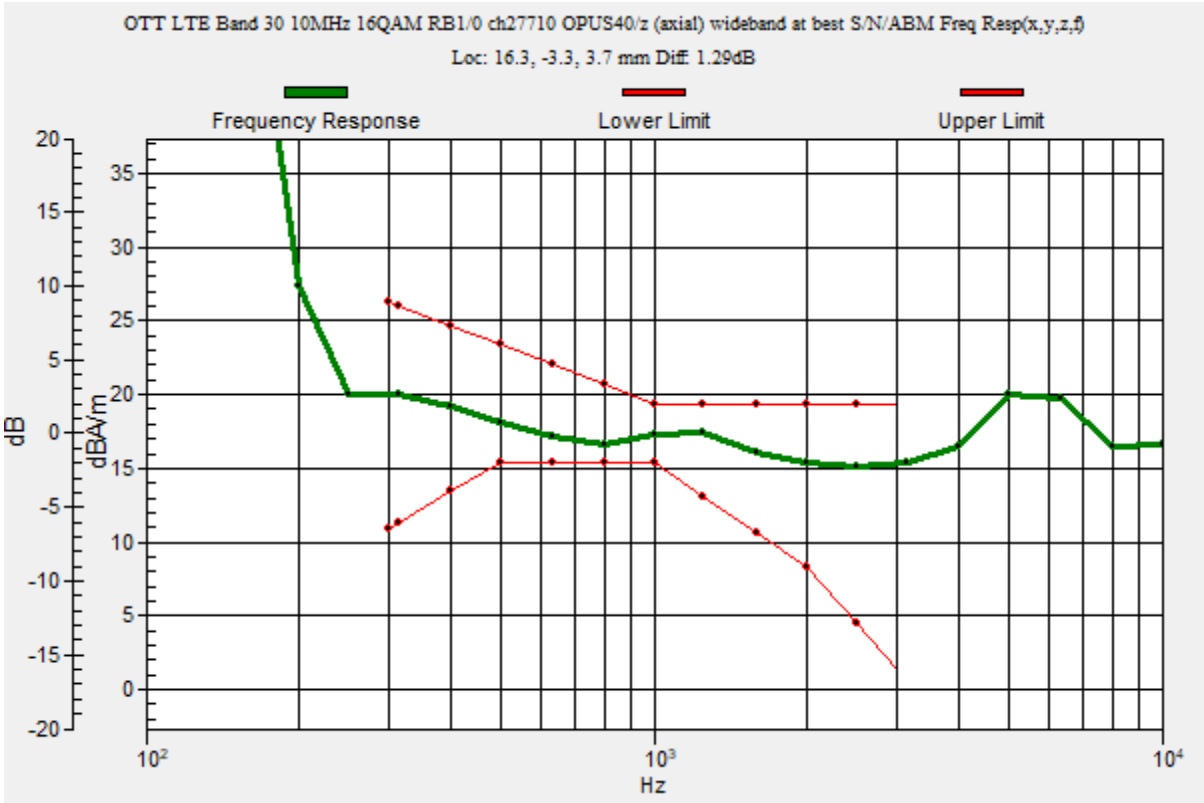

OTT LTE

Communication System: UID 0, LTE (FDD) (0); Frequency: 2310 MHz; Duty Cycle: 1:1
Phantom section: TCoil Section
DASY5 Configuration:
- Probe: AM1DV3 - 3140; ; Calibrated: 2022-09-26
- Sensor-Surface: 0mm (Fix Surface)
- Electronics: DAE4 Sn1343; Calibrated: 2022-08-18
- Phantom: HAC Test Arch with AMCC; Type: SD HAC P01 BB
- Measurement SW: DASY52, Version 52.10 (4);SEMCAD X Version 14.6.14 (7483)

T-Coil scan (scan for ANSI C63.19 2011 compliance)/OTT LTE Band 30 10MHz 16QAM RB1/0 ch27710 OPUS40/z (axial) 4.2mm 50 x 50/ABM Interpolated Signal(x,y,z) (121x121x1): Interpolated grid: dx=1.000 mm, dy=1.000 mm

Signal Type: Audio File (.wav) 48k_voice_1kHz_1s.wav
Output Gain: 19.7
Measure Window Start: 300ms
Measure Window Length: 1000ms
BWC applied: 0.16 dB
Device Reference Point: 0, 0, -6.3 mm

Cursor:
ABM1/ABM2 = 54.57 dB
ABM1 = 20.07 dBA/m
ABM2 = -34.50 dBA/m
BWC Factor = 0.16 dB
Location: 16.3, -3.3, 3.7 mm



0 dB = 10.08 A/m = 20.07 dBA/m

OTT LTE

Communication System: UID 0, LTE (FDD) (0); Frequency: 2310 MHz; Duty Cycle: 1:1
Phantom section: TCoil Section
DASY5 Configuration:
- Probe: AM1DV3 - 3140; ; Calibrated: 2022-09-26
- Sensor-Surface: 0mm (Fix Surface)
- Electronics: DAE4 Sn1343; Calibrated: 2022-08-18
- Phantom: HAC Test Arch with AMCC; Type: SD HAC P01 BB
- Measurement SW: DASY52, Version 52.10 (4);SEMCAD X Version 14.6.14 (7483)

T-Coil scan (scan for ANSI C63.19 2011 compliance)/OTT LTE Band 30 10MHz 16QAM RB1/0 ch27710 OPUS40/y (transversal) 4.2mm 50 x 50/ABM Interpolated Signal(x,y,z) (121x121x1): Interpolated grid: dx=1.000 mm, dy=1.000 mm

Signal Type: Audio File (.wav) 48k_voice_1kHz_1s.wav
Output Gain: 19.7
Measure Window Start: 300ms
Measure Window Length: 1000ms
BWC applied: 0.16 dB
Device Reference Point: 0, 0, -6.3 mm

Cursor:
ABM1/ABM2 = 44.48 dB
ABM1 = 12.29 dBA/m
ABM2 = -32.19 dBA/m
BWC Factor = 0.16 dB
Location: 16.3, -9.6, 3.7 mm



0 dB = 4.118 A/m = 12.29 dBA/m

OTT LTE

Communication System: UID 0, LTE (FDD) (0); Frequency: 1745 MHz;Duty Cycle: 1:1

T-Coil scan (scan for ANSI C63.19 2011 compliance)/OTT LTE Band 66 20MHz 16QAM RB1/0 ch132322 OPUS40/z (axial) wideband at best S/N/ABM Freq Resp(x,y,z,f) (1x1x1):

Measurement grid: dx=10mm, dy=10mm
Signal Type: Audio File (.wav) 48k_voice_300-3000_2s.wav
Output Gain: 38.59
Measure Window Start: 1000ms
Measure Window Length: 4000ms
BWC applied: 10.80 dB
Device Reference Point: 0, 0, -6.3 mm

Category	Telephone parameters WD signal quality [(signal+noise)-to-noise ratio in decibels]
Category T1	0 dB to 10 dB
Category T2	10 dB to 20 dB
Category T3	20 dB to 30 dB
Category T4	> 30 dB

Cursor:
Diff = 1.28 dB
BWC Factor = 10.80 dB
Location: 16.7, -2.1, 3.7 mm

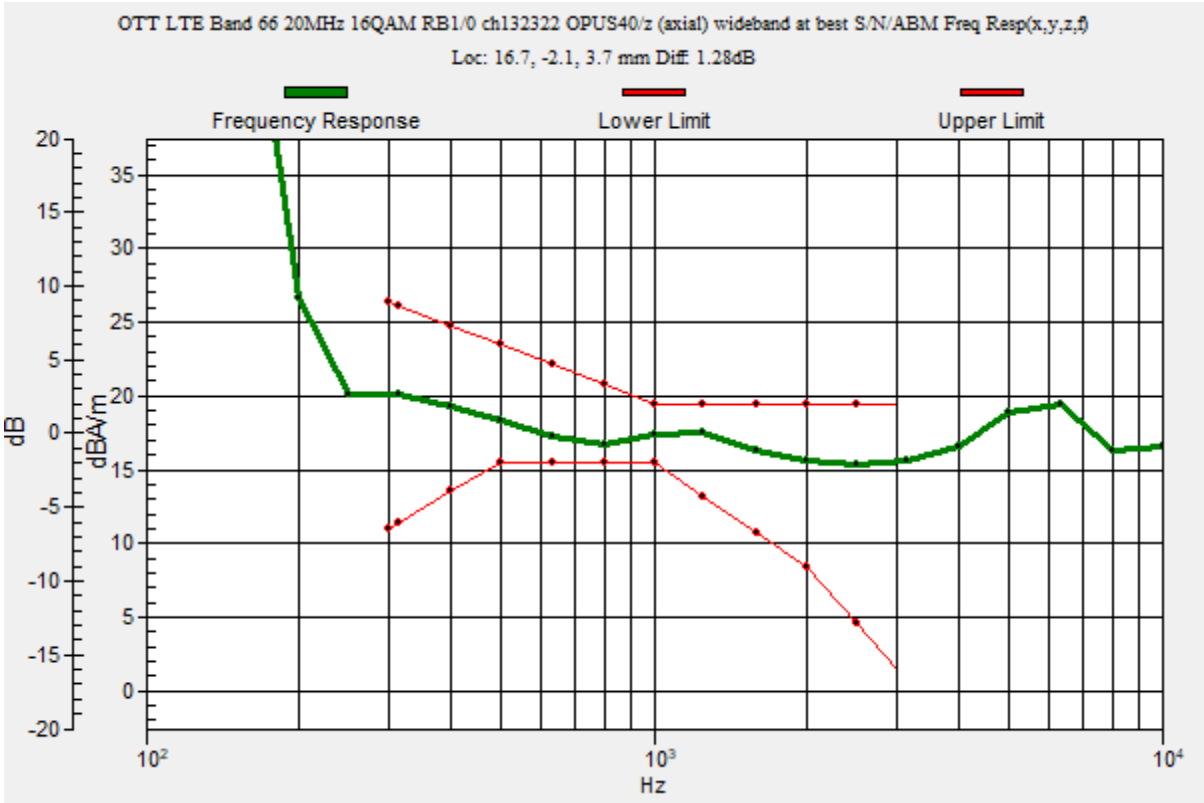

OTT LTE

Communication System: UID 0, LTE (FDD) (0); Frequency: 1745 MHz; Duty Cycle: 1:1
Phantom section: TCoil Section
DASY5 Configuration:
- Probe: AM1DV3 - 3140; ; Calibrated: 2022-09-26
- Sensor-Surface: 0mm (Fix Surface)
- Electronics: DAE4 Sn1343; Calibrated: 2022-08-18
- Phantom: HAC Test Arch with AMCC; Type: SD HAC P01 BB
- Measurement SW: DASY52, Version 52.10 (4);SEMCAD X Version 14.6.14 (7483)

T-Coil scan (scan for ANSI C63.19 2011 compliance)/OTT LTE Band 66 20MHz 16QAM RB1/0 ch132322 OPUS40/z (axial) 4.2mm 50 x 50/ABM Interpolated Signal(x,y,z) (121x121x1): Interpolated grid: dx=1.000 mm, dy=1.000 mm

Signal Type: Audio File (.wav) 48k_voice_1kHz_1s.wav
Output Gain: 19.7
Measure Window Start: 300ms
Measure Window Length: 1000ms
BWC applied: 0.16 dB
Device Reference Point: 0, 0, -6.3 mm

Cursor:
ABM1/ABM2 = 54.83 dB
ABM1 = 20.28 dBA/m
ABM2 = -34.55 dBA/m
BWC Factor = 0.16 dB
Location: 16.7, -2.1, 3.7 mm



0 dB = 10.33 A/m = 20.28 dBA/m

OTT LTE

Communication System: UID 0, LTE (FDD) (0); Frequency: 1745 MHz; Duty Cycle: 1:1
Phantom section: TCoil Section
DASY5 Configuration:
- Probe: AM1DV3 - 3140; ; Calibrated: 2022-09-26
- Sensor-Surface: 0mm (Fix Surface)
- Electronics: DAE4 Sn1343; Calibrated: 2022-08-18
- Phantom: HAC Test Arch with AMCC; Type: SD HAC P01 BB
- Measurement SW: DASY52, Version 52.10 (4);SEMCAD X Version 14.6.14 (7483)

T-Coil scan (scan for ANSI C63.19 2011 compliance)/OTT LTE Band 66 20MHz 16QAM RB1/0 ch132322 OPUS40/y (transversal) 4.2mm 50 x 50/ABM Interpolated Signal(x,y,z) (121x121x1): Interpolated grid: dx=1.000 mm, dy=1.000 mm

Signal Type: Audio File (.wav) 48k_voice_1kHz_1s.wav
Output Gain: 19.7
Measure Window Start: 300ms
Measure Window Length: 1000ms
BWC applied: 0.16 dB
Device Reference Point: 0, 0, -6.3 mm

Cursor:
ABM1/ABM2 = 46.83 dB
ABM1 = 11.97 dBA/m
ABM2 = -34.86 dBA/m
BWC Factor = 0.16 dB
Location: 16.3, 7.9, 3.7 mm



0 dB = 3.969 A/m = 11.97 dBA/m

OTT LTE

Communication System: UID 0, LTE (FDD) (0); Frequency: 680.5 MHz;Duty Cycle: 1:1

T-Coil scan (scan for ANSI C63.19 2011 compliance)/OTT LTE Band 71 20MHz 16QAM RB1/0 ch133297 OPUS40/z (axial) wideband at best S/N/ABM Freq Resp(x,y,z,f) (1x1x1):

Measurement grid: dx=10mm, dy=10mm
Signal Type: Audio File (.wav) 48k_voice_300-3000_2s.wav
Output Gain: 38.59
Measure Window Start: 1000ms
Measure Window Length: 4000ms
BWC applied: 10.80 dB
Device Reference Point: 0, 0, -6.3 mm

Category	Telephone parameters WD signal quality [(signal+noise)-to-noise ratio in decibels]
Category T1	0 dB to 10 dB
Category T2	10 dB to 20 dB
Category T3	20 dB to 30 dB
Category T4	> 30 dB

Cursor:
Diff = 1.26 dB
BWC Factor = 10.80 dB
Location: 16.3, -0.8, 3.7 mm

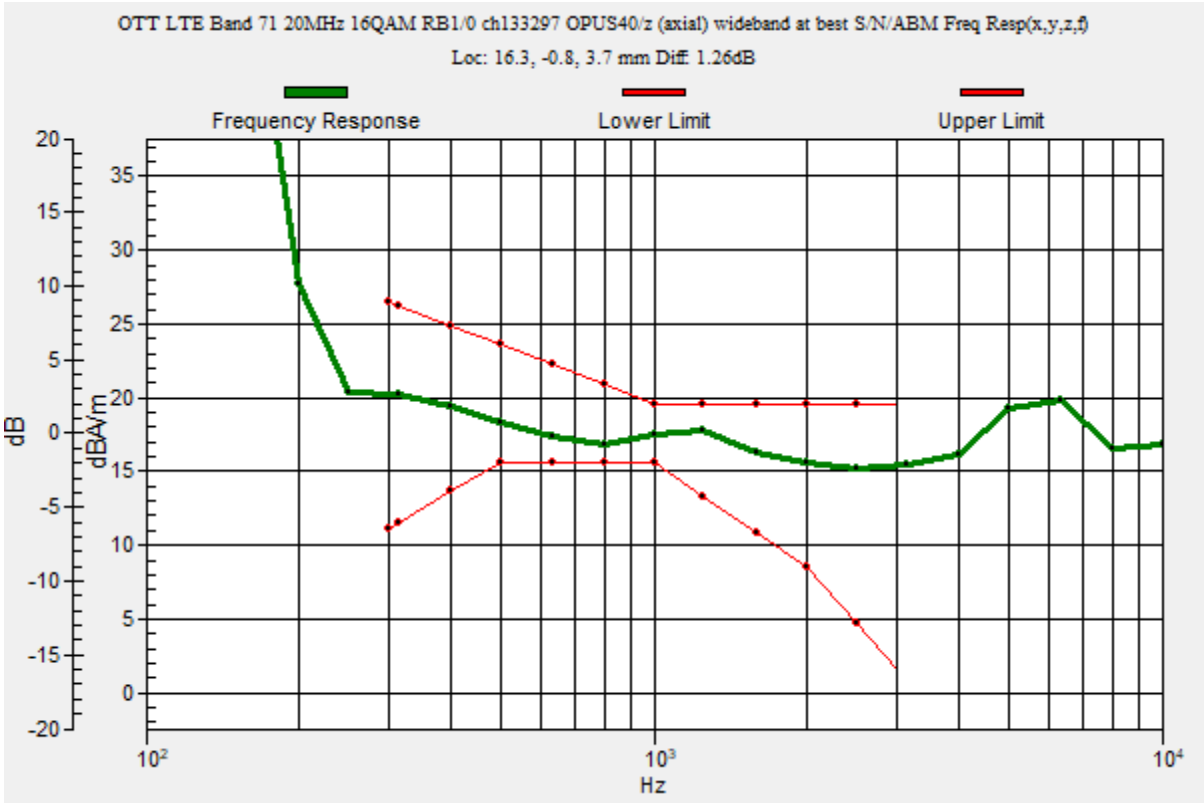

OTT LTE

Communication System: UID 0, LTE (FDD) (0); Frequency: 680.5 MHz; Duty Cycle: 1:1
Phantom section: TCoil Section
DASY5 Configuration:
- Probe: AM1DV3 - 3140; ; Calibrated: 2022-09-26
- Sensor-Surface: 0mm (Fix Surface)
- Electronics: DAE4 Sn1343; Calibrated: 2022-08-18
- Phantom: HAC Test Arch with AMCC; Type: SD HAC P01 BB
- Measurement SW: DASY52, Version 52.10 (4);SEMCAD X Version 14.6.14 (7483)

T-Coil scan (scan for ANSI C63.19 2011 compliance)/OTT LTE Band 71 20MHz 16QAM RB1/0 ch133297 OPUS40/z (axial) 4.2mm 50 x 50/ABM Interpolated Signal(x,y,z) (121x121x1): Interpolated grid: dx=1.000 mm, dy=1.000 mm

Signal Type: Audio File (.wav) 48k_voice_1kHz_1s.wav
Output Gain: 19.7
Measure Window Start: 300ms
Measure Window Length: 1000ms
BWC applied: 0.16 dB
Device Reference Point: 0, 0, -6.3 mm

Cursor:
ABM1/ABM2 = 55.48 dB
ABM1 = 20.09 dBA/m
ABM2 = -35.39 dBA/m
BWC Factor = 0.16 dB
Location: 16.3, -0.8, 3.7 mm



0 dB = 10.10 A/m = 20.09 dBA/m

OTT LTE

Communication System: UID 0, LTE (FDD) (0); Frequency: 680.5 MHz; Duty Cycle: 1:1
Phantom section: TCoil Section
DASY5 Configuration:
- Probe: AM1DV3 - 3140; ; Calibrated: 2022-09-26
- Sensor-Surface: 0mm (Fix Surface)
- Electronics: DAE4 Sn1343; Calibrated: 2022-08-18
- Phantom: HAC Test Arch with AMCC; Type: SD HAC P01 BB
- Measurement SW: DASY52, Version 52.10 (4);SEMCAD X Version 14.6.14 (7483)

T-Coil scan (scan for ANSI C63.19 2011 compliance)/OTT LTE Band 71 20MHz 16QAM RB1/0 ch133297 OPUS40/y (transversal) 4.2mm 50 x 50/ABM Interpolated Signal(x,y,z) (121x121x1): Interpolated grid: dx=1.000 mm, dy=1.000 mm

Signal Type: Audio File (.wav) 48k_voice_1kHz_1s.wav
Output Gain: 19.7
Measure Window Start: 300ms
Measure Window Length: 1000ms
BWC applied: 0.16 dB
Device Reference Point: 0, 0, -6.3 mm

Cursor:
ABM1/ABM2 = 46.78 dB
ABM1 = 12.17 dBA/m
ABM2 = -34.61 dBA/m
BWC Factor = 0.16 dB
Location: 16.3, 7.1, 3.7 mm

0 dB = 4.061 A/m = 12.17 dBA/m

OTT LTE

Communication System: UID 0, LTE (TDD) (0); Frequency: 2310 MHz;Duty Cycle: 1:2.30675

T-Coil scan (scan for ANSI C63.19 2011 compliance)/OTT LTE Band 40 10MHz QPSK RB1/0 ch38750 OPUS40/z (axial) wideband at best S/N/ABM Freq Resp(x,y,z,f) (1x1x1):

Measurement grid: dx=10mm, dy=10mm
Signal Type: Audio File (.wav) 48k_voice_300-3000_2s.wav
Output Gain: 38.59
Measure Window Start: 1000ms
Measure Window Length: 4000ms
BWC applied: 10.80 dB
Device Reference Point: 0, 0, -6.3 mm

Category	Telephone parameters WD signal quality [(signal+noise)-to-noise ratio in decibels]
Category T1	0 dB to 10 dB
Category T2	10 dB to 20 dB
Category T3	20 dB to 30 dB
Category T4	> 30 dB

Cursor:
Diff = 1.32 dB
BWC Factor = 10.80 dB
Location: 15.8, -0.4, 3.7 mm

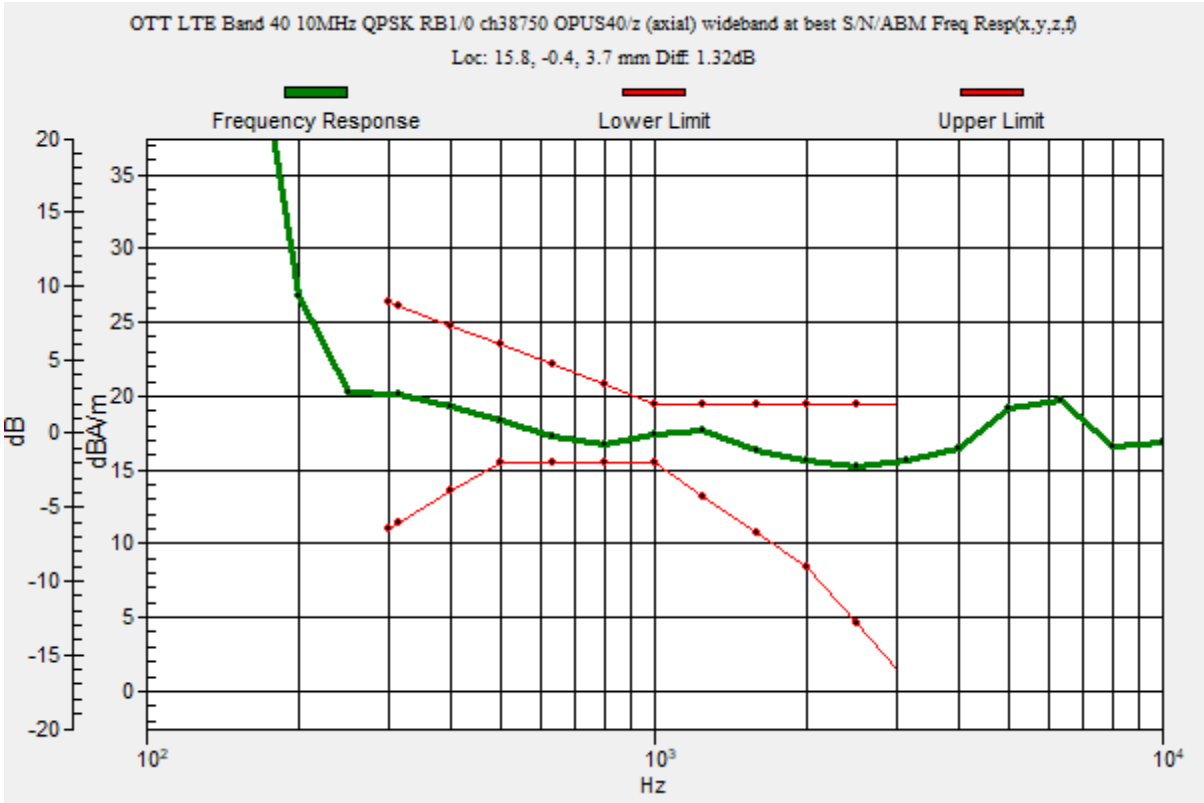

OTT LTE

Communication System: UID 0, LTE (TDD) (0); Frequency: 2310 MHz; Duty Cycle: 1:2.30675
Phantom section: TCoil Section
DASY5 Configuration:
- Probe: AM1DV3 - 3140; ; Calibrated: 2022-09-26
- Sensor-Surface: 0mm (Fix Surface)
- Electronics: DAE4 Sn1343; Calibrated: 2022-08-18
- Phantom: HAC Test Arch with AMCC; Type: SD HAC P01 BB
- Measurement SW: DASY52, Version 52.10 (4);SEMCAD X Version 14.6.14 (7483)

T-Coil scan (scan for ANSI C63.19 2011 compliance)/OTT LTE Band 40 10MHz QPSK RB1/0 ch38750 OPUS40/z (axial) 4.2mm 50 x 50/ABM Interpolated Signal(x,y,z) (121x121x1): Interpolated grid: dx=1.000 mm, dy=1.000 mm

Signal Type: Audio File (.wav) 48k_voice_1kHz_1s.wav
Output Gain: 19.7
Measure Window Start: 300ms
Measure Window Length: 1000ms
BWC applied: 0.16 dB
Device Reference Point: 0, 0, -6.3 mm

Cursor:
ABM1/ABM2 = 55.50 dB
ABM1 = 20.14 dBA/m
ABM2 = -35.36 dBA/m
BWC Factor = 0.16 dB
Location: 15.8, -0.4, 3.7 mm



0 dB = 10.16 A/m = 20.14 dBA/m

OTT LTE

Communication System: UID 0, LTE (TDD) (0); Frequency: 2310 MHz; Duty Cycle: 1:2.30675
Phantom section: TCoil Section
DASY5 Configuration:
- Probe: AM1DV3 - 3140; ; Calibrated: 2022-09-26
- Sensor-Surface: 0mm (Fix Surface)
- Electronics: DAE4 Sn1343; Calibrated: 2022-08-18
- Phantom: HAC Test Arch with AMCC; Type: SD HAC P01 BB
- Measurement SW: DASY52, Version 52.10 (4);SEMCAD X Version 14.6.14 (7483)

T-Coil scan (scan for ANSI C63.19 2011 compliance)/OTT LTE Band 40 10MHz QPSK RB1/0 ch38750 OPUS40/y (transversal) 4.2mm 50 x 50/ABM Interpolated Signal(x,y,z) (121x121x1): Interpolated grid: dx=1.000 mm, dy=1.000 mm

Signal Type: Audio File (.wav) 48k_voice_1kHz_1s.wav
Output Gain: 19.7
Measure Window Start: 300ms
Measure Window Length: 1000ms
BWC applied: 0.16 dB
Device Reference Point: 0, 0, -6.3 mm

Cursor:
ABM1/ABM2 = 47.79 dB
ABM1 = 12.27 dBA/m
ABM2 = -35.52 dBA/m
BWC Factor = 0.16 dB
Location: 16.7, 7.1, 3.7 mm

0 dB = 4.108 A/m = 12.27 dBA/m

OTT LTE

Communication System: UID 0, LTE (TDD) (0); Frequency: 2355 MHz;Duty Cycle: 1:2.30675

T-Coil scan (scan for ANSI C63.19 2011 compliance)/OTT LTE Band 40 10MHz QPSK RB1/0 ch39200 OPUS40/z (axial) wideband at best S/N/ABM Freq Resp(x,y,z,f) (1x1x1):

Measurement grid: dx=10mm, dy=10mm
Signal Type: Audio File (.wav) 48k_voice_300-3000_2s.wav
Output Gain: 38.59
Measure Window Start: 1000ms
Measure Window Length: 4000ms
BWC applied: 10.80 dB
Device Reference Point: 0, 0, -6.3 mm

Category	Telephone parameters WD signal quality [(signal+noise)-to-noise ratio in decibels]
Category T1	0 dB to 10 dB
Category T2	10 dB to 20 dB
Category T3	20 dB to 30 dB
Category T4	> 30 dB

Cursor:
Diff = 1.31 dB
BWC Factor = 10.80 dB
Location: 16.7, -2.1, 3.7 mm

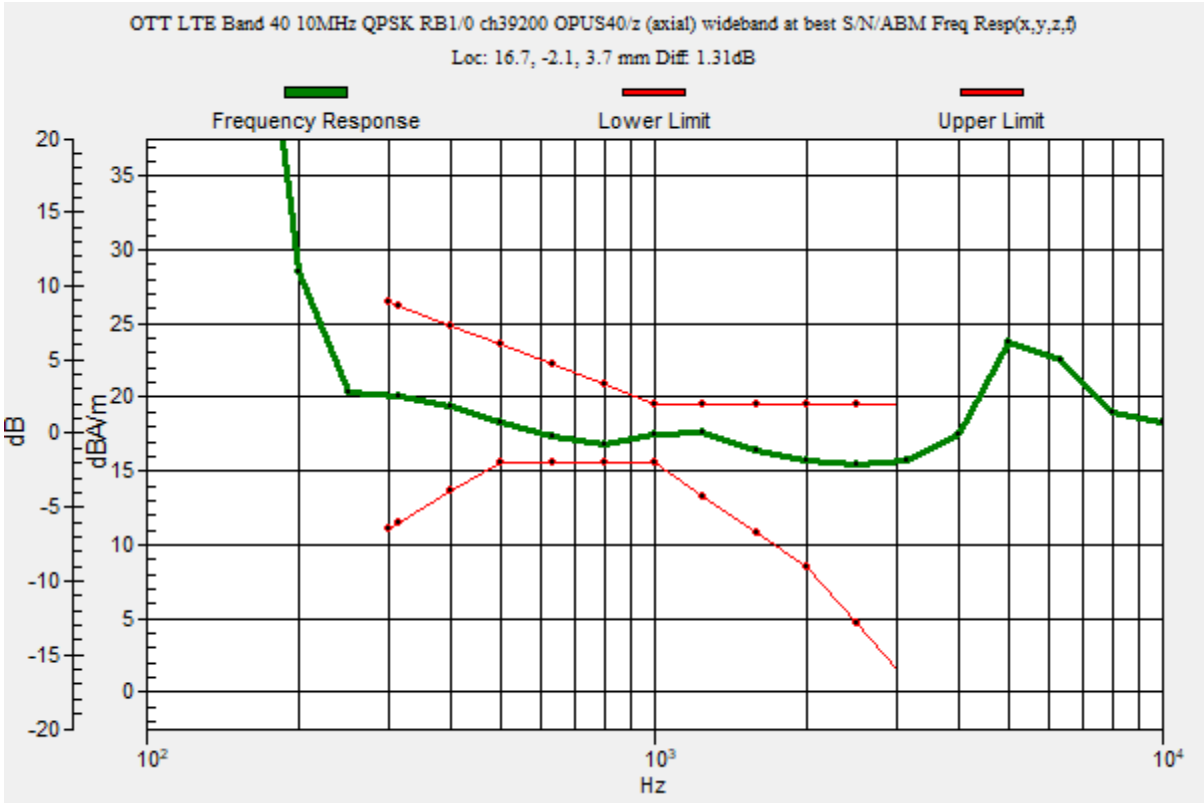

OTT LTE

Communication System: UID 0, LTE (TDD) (0); Frequency: 2355 MHz; Duty Cycle: 1:2.30675
Phantom section: TCoil Section
DASY5 Configuration:
- Probe: AM1DV3 - 3140; ; Calibrated: 2022-09-26
- Sensor-Surface: 0mm (Fix Surface)
- Electronics: DAE4 Sn1343; Calibrated: 2022-08-18
- Phantom: HAC Test Arch with AMCC; Type: SD HAC P01 BB
- Measurement SW: DASY52, Version 52.10 (4);SEMCAD X Version 14.6.14 (7483)

T-Coil scan (scan for ANSI C63.19 2011 compliance)/OTT LTE Band 40 10MHz QPSK RB1/0 ch39200 OPUS40/z (axial) 4.2mm 50 x 50/ABM Interpolated Signal(x,y,z) (121x121x1): Interpolated grid: dx=1.000 mm, dy=1.000 mm

Signal Type: Audio File (.wav) 48k_voice_1kHz_1s.wav
Output Gain: 19.7
Measure Window Start: 300ms
Measure Window Length: 1000ms
BWC applied: 0.16 dB
Device Reference Point: 0, 0, -6.3 mm

Cursor:
ABM1/ABM2 = 54.55 dB
ABM1 = 20.33 dBA/m
ABM2 = -34.22 dBA/m
BWC Factor = 0.16 dB
Location: 16.7, -2.1, 3.7 mm



0 dB = 10.39 A/m = 20.33 dBA/m

OTT LTE

Communication System: UID 0, LTE (TDD) (0); Frequency: 2355 MHz; Duty Cycle: 1:2.30675
Phantom section: TCoil Section
DASY5 Configuration:
- Probe: AM1DV3 - 3140; ; Calibrated: 2022-09-26
- Sensor-Surface: 0mm (Fix Surface)
- Electronics: DAE4 Sn1343; Calibrated: 2022-08-18
- Phantom: HAC Test Arch with AMCC; Type: SD HAC P01 BB
- Measurement SW: DASY52, Version 52.10 (4);SEMCAD X Version 14.6.14 (7483)

T-Coil scan (scan for ANSI C63.19 2011 compliance)/OTT LTE Band 40 10MHz QPSK RB1/0 ch39200 OPUS40/y (transversal) 4.2mm 50 x 50/ABM Interpolated Signal(x,y,z) (121x121x1): Interpolated grid: dx=1.000 mm, dy=1.000 mm

Signal Type: Audio File (.wav) 48k_voice_1kHz_1s.wav
Output Gain: 19.7
Measure Window Start: 300ms
Measure Window Length: 1000ms
BWC applied: 0.16 dB
Device Reference Point: 0, 0, -6.3 mm

Cursor:
ABM1/ABM2 = 47.59 dB
ABM1 = 11.89 dBA/m
ABM2 = -35.70 dBA/m
BWC Factor = 0.16 dB
Location: 15.8, 6.2, 3.7 mm

0 dB = 3.932 A/m = 11.89 dBA/m

OTT LTE

Communication System: UID 0, LTE (TDD) (0); Frequency: 2593 MHz;Duty Cycle: 1:2.30675

T-Coil scan (scan for ANSI C63.19 2011 compliance)/OTT LTE Band 41 20MHz QPSK RB1/0 ch40620 OPUS40/z (axial) wideband at best S/N/ABM Freq Resp(x,y,z,f) (1x1x1):

Measurement grid: dx=10mm, dy=10mm
Signal Type: Audio File (.wav) 48k_voice_300-3000_2s.wav
Output Gain: 38.59
Measure Window Start: 1000ms
Measure Window Length: 4000ms
BWC applied: 10.80 dB
Device Reference Point: 0, 0, -6.3 mm

Category	Telephone parameters WD signal quality [(signal+noise)-to-noise ratio in decibels]
Category T1	0 dB to 10 dB
Category T2	10 dB to 20 dB
Category T3	20 dB to 30 dB
Category T4	> 30 dB

Cursor:
Diff = 1.24 dB
BWC Factor = 10.80 dB
Location: 16.3, -1.3, 3.7 mm

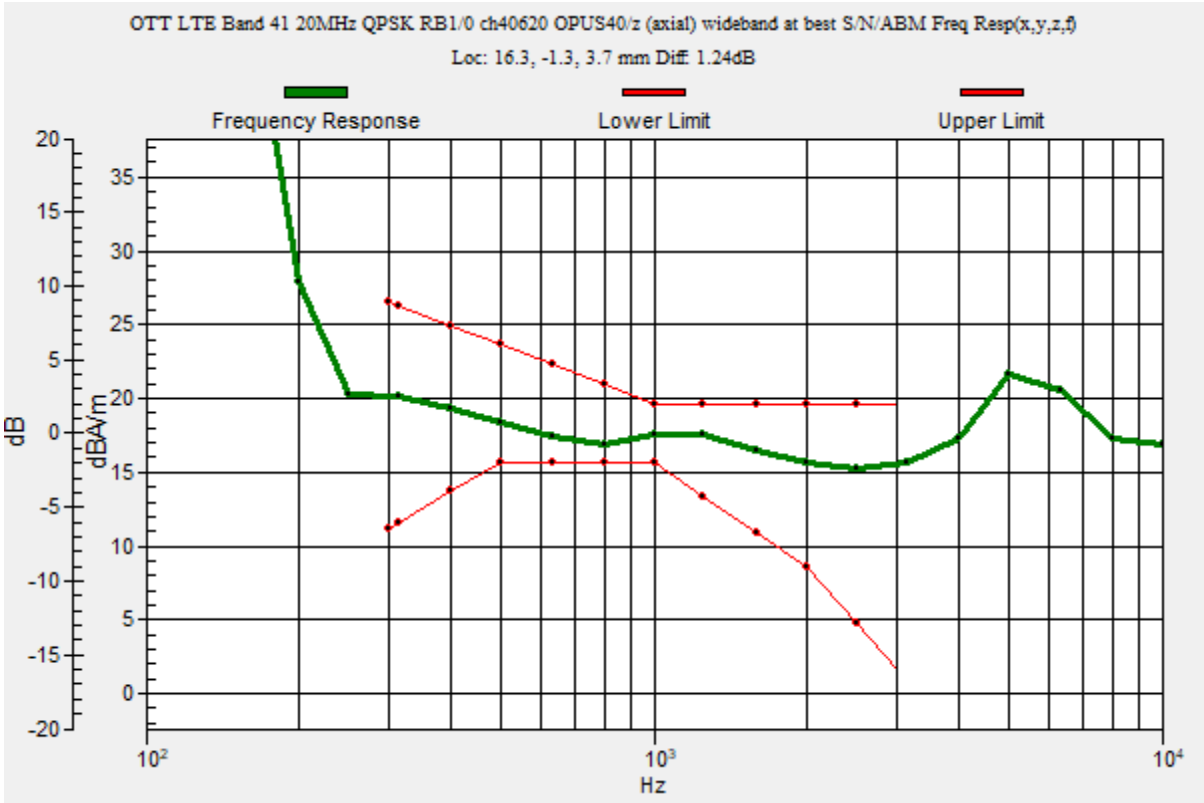

OTT LTE

Communication System: UID 0, LTE (TDD) (0); Frequency: 2593 MHz; Duty Cycle: 1:2.30675
Phantom section: TCoil Section
DASY5 Configuration:
- Probe: AM1DV3 - 3140; ; Calibrated: 2022-09-26
- Sensor-Surface: 0mm (Fix Surface)
- Electronics: DAE4 Sn1343; Calibrated: 2022-08-18
- Phantom: HAC Test Arch with AMCC; Type: SD HAC P01 BB
- Measurement SW: DASY52, Version 52.10 (4);SEMCAD X Version 14.6.14 (7483)

T-Coil scan (scan for ANSI C63.19 2011 compliance)/OTT LTE Band 41 20MHz QPSK RB1/0 ch40620 OPUS40/z (axial) 4.2mm 50 x 50/ABM Interpolated Signal(x,y,z) (121x121x1): Interpolated grid: dx=1.000 mm, dy=1.000 mm

Signal Type: Audio File (.wav) 48k_voice_1kHz_1s.wav
Output Gain: 19.7
Measure Window Start: 300ms
Measure Window Length: 1000ms
BWC applied: 0.16 dB
Device Reference Point: 0, 0, -6.3 mm

Cursor:
ABM1/ABM2 = 54.13 dB
ABM1 = 19.37 dBA/m
ABM2 = -34.76 dBA/m
BWC Factor = 0.16 dB
Location: 16.3, -1.3, 3.7 mm



0 dB = 9.298 A/m = 19.37 dBA/m

OTT LTE

Communication System: UID 0, LTE (TDD) (0); Frequency: 2593 MHz; Duty Cycle: 1:2.30675
Phantom section: TCoil Section
DASY5 Configuration:
- Probe: AM1DV3 - 3140; ; Calibrated: 2022-09-26
- Sensor-Surface: 0mm (Fix Surface)
- Electronics: DAE4 Sn1343; Calibrated: 2022-08-18
- Phantom: HAC Test Arch with AMCC; Type: SD HAC P01 BB
- Measurement SW: DASY52, Version 52.10 (4);SEMCAD X Version 14.6.14 (7483)

T-Coil scan (scan for ANSI C63.19 2011 compliance)/OTT LTE Band 41 20MHz QPSK RB1/0 ch40620 OPUS40/y (transversal) 4.2mm 50 x 50/ABM Interpolated Signal(x,y,z) (121x121x1): Interpolated grid: dx=1.000 mm, dy=1.000 mm

Signal Type: Audio File (.wav) 48k_voice_1kHz_1s.wav
Output Gain: 19.7
Measure Window Start: 300ms
Measure Window Length: 1000ms
BWC applied: 0.16 dB
Device Reference Point: 0, 0, -6.3 mm

Cursor:
ABM1/ABM2 = 45.45 dB
ABM1 = 10.72 dBA/m
ABM2 = -34.73 dBA/m
BWC Factor = 0.16 dB
Location: 16.3, 6.2, 3.7 mm



0 dB = 4.123 A/m = 12.30 dBA/m

OTT LTE

Communication System: UID 0, LTE (TDD) (0); Frequency: 3603.3 MHz;Duty Cycle: 1:2.30675

T-Coil scan (scan for ANSI C63.19 2011 compliance)/OTT LTE Band 48 20MHz QPSK RB1/0 ch55773 OPUS40/z (axial) wideband at best S/N/ABM Freq Resp(x,y,z,f) (1x1x1):

Measurement grid: dx=10mm, dy=10mm
Signal Type: Audio File (.wav) 48k_voice_300-3000_2s.wav
Output Gain: 38.59
Measure Window Start: 2000ms
Measure Window Length: 4000ms
BWC applied: 10.80 dB
Device Reference Point: 0, 0, -6.3 mm

Category	Telephone parameters WD signal quality [(signal+noise)-to-noise ratio in decibels]
Category T1	0 dB to 10 dB
Category T2	10 dB to 20 dB
Category T3	20 dB to 30 dB
Category T4	> 30 dB

Cursor:
Diff = 1.27 dB
BWC Factor = 10.80 dB
Location: 16.3, -2.5, 3.7 mm

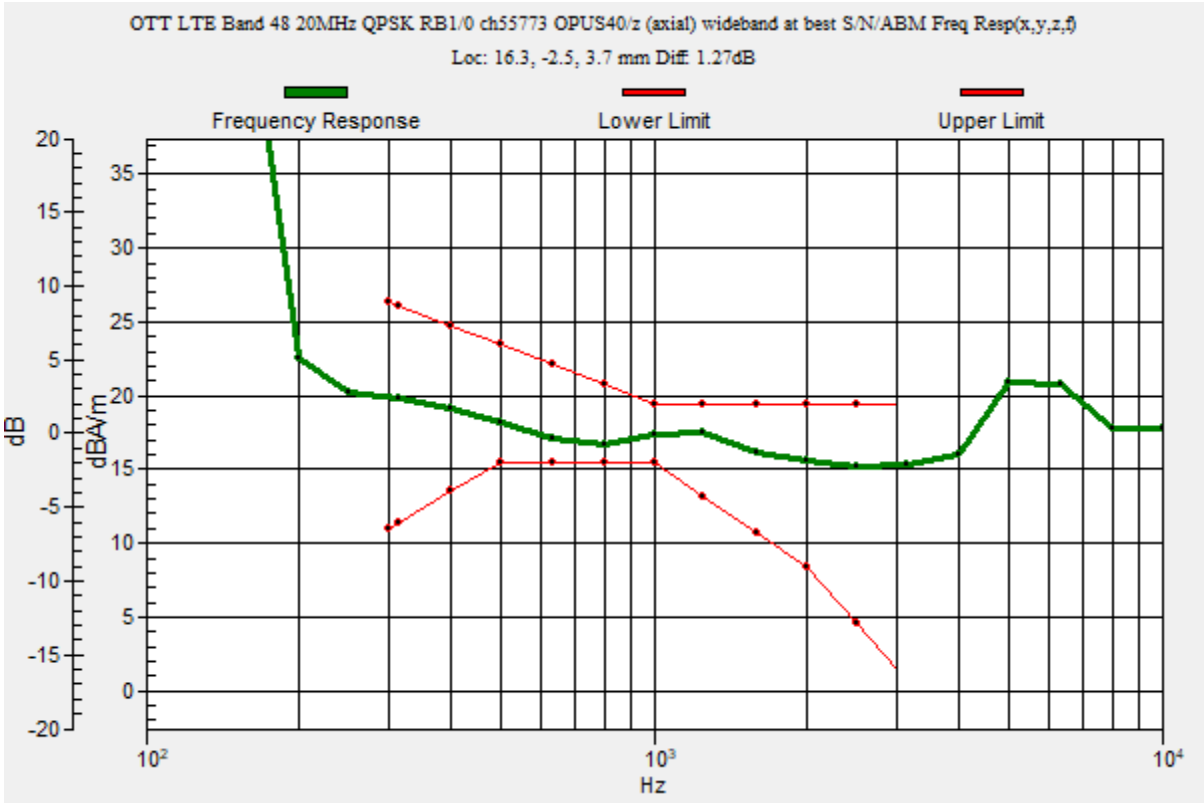

OTT LTE

Communication System: UID 0, LTE (TDD) (0); Frequency: 3603.3 MHz; Duty Cycle: 1:2.30675
Phantom section: TCoil Section
DASY5 Configuration:
- Probe: AM1DV3 - 3140; ; Calibrated: 2022-09-26
- Sensor-Surface: 0mm (Fix Surface)
- Electronics: DAE4 Sn1343; Calibrated: 2022-08-18
- Phantom: HAC Test Arch with AMCC; Type: SD HAC P01 BB
- Measurement SW: DASY52, Version 52.10 (4);SEMCAD X Version 14.6.14 (7483)

T-Coil scan (scan for ANSI C63.19 2011 compliance)/OTT LTE Band 48 20MHz QPSK RB1/0 ch55773 OPUS40/z (axial) 4.2mm 50 x 50/ABM Interpolated Signal(x,y,z) (121x121x1): Interpolated grid: dx=1.000 mm, dy=1.000 mm

Signal Type: Audio File (.wav) 48k_voice_1kHz_1s.wav
Output Gain: 19.7
Measure Window Start: 300ms
Measure Window Length: 1000ms
BWC applied: 0.16 dB
Device Reference Point: 0, 0, -6.3 mm

Cursor:
ABM1/ABM2 = 49.55 dB
ABM1 = 20.34 dBA/m
ABM2 = -29.21 dBA/m
BWC Factor = 0.16 dB
Location: 16.3, -2.5, 3.7 mm



0 dB = 10.40 A/m = 20.34 dBA/m

OTT LTE

Communication System: UID 0, LTE (TDD) (0); Frequency: 3603.3 MHz; Duty Cycle: 1:2.30675
Phantom section: TCoil Section
DASY5 Configuration:
- Probe: AM1DV3 - 3140; ; Calibrated: 2022-09-26
- Sensor-Surface: 0mm (Fix Surface)
- Electronics: DAE4 Sn1343; Calibrated: 2022-08-18
- Phantom: HAC Test Arch with AMCC; Type: SD HAC P01 BB
- Measurement SW: DASY52, Version 52.10 (4);SEMCAD X Version 14.6.14 (7483)

T-Coil scan (scan for ANSI C63.19 2011 compliance)/OTT LTE Band 48 20MHz QPSK RB1/0 ch55773 OPUS40/y (transversal) 4.2mm 50 x 50/ABM Interpolated Signal(x,y,z) (121x121x1): Interpolated grid: dx=1.000 mm, dy=1.000 mm

Signal Type: Audio File (.wav) 48k_voice_1kHz_1s.wav
Output Gain: 19.7
Measure Window Start: 300ms
Measure Window Length: 1000ms
BWC applied: 0.16 dB
Device Reference Point: 0, 0, -6.3 mm

Cursor:
ABM1/ABM2 = 44.92 dB
ABM1 = 11.38 dBA/m
ABM2 = -33.54 dBA/m
BWC Factor = 0.16 dB
Location: 15, 7.9, 3.7 mm



0 dB = 4.073 A/m = 12.20 dBA/m

OTT NR

Communication System: UID 10947 - AAC, 5G NR (DFT-s-OFDM, 100% RB, 20 MHz, QPSK, 15 kHz); Frequency: 836.5 MHz;Duty Cycle: 1:3.86456

T-Coil scan (scan for ANSI C63.19 2011 compliance)/OTT NR Band n5 20MHz DFT-s-OFDM QPSK RB100/0 ch167300 OPUS40/z (axial) wideband at peak ABM1/ABM Freq Resp(x,y,z,f) (1x1x1): Measurement grid: dx=10mm, dy=10mm

Signal Type: Audio File (.wav) 48k_voice_300-3000_2s.wav
Output Gain: 38.59
Measure Window Start: 500ms
Measure Window Length: 2000ms
BWC applied: 10.80 dB
Device Reference Point: 0, 0, -6.3 mm

Category	Telephone parameters WD signal quality [(signal+noise)-to-noise ratio in decibels]
Category T1	0 dB to 10 dB
Category T2	10 dB to 20 dB
Category T3	20 dB to 30 dB
Category T4	> 30 dB

Cursor:
Diff = 1.40 dB
BWC Factor = 10.80 dB
Location: 16.3, -1.7, 3.7 mm

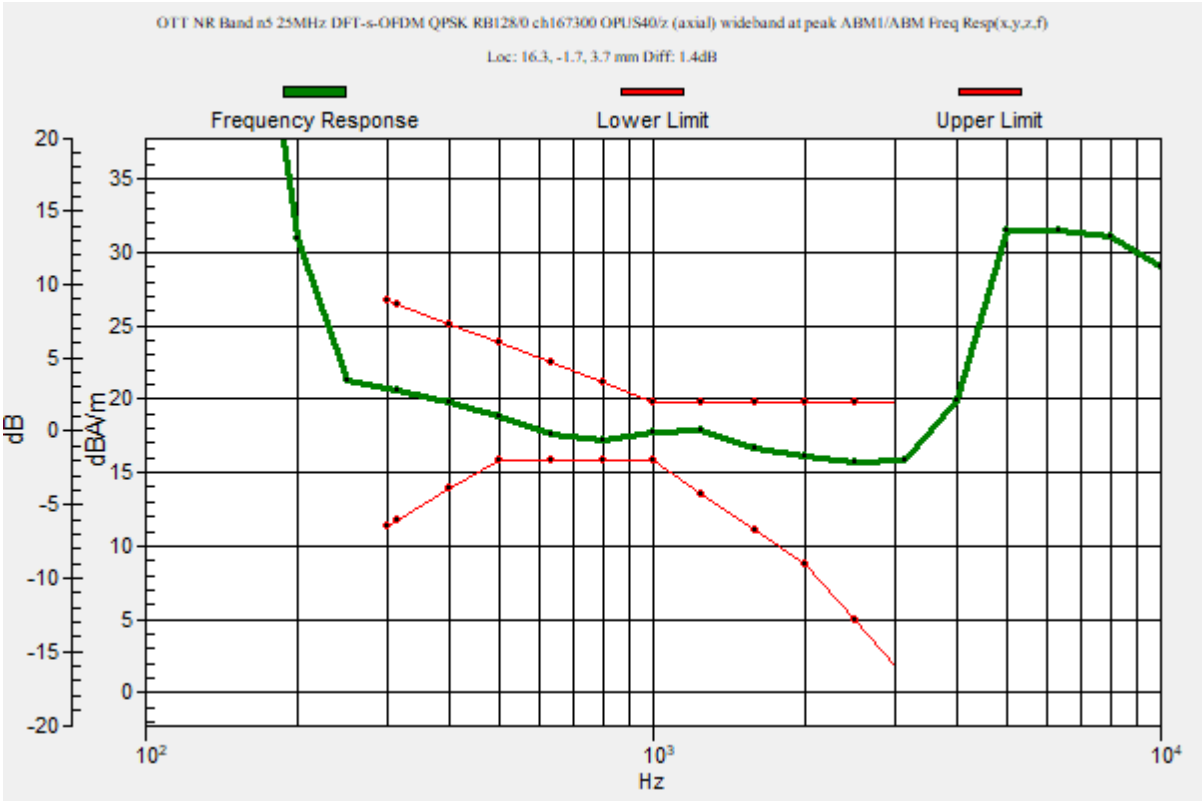

OTT NR

Communication System: UID 10947 - AAC, 5G NR (DFT-s-OFDM, 100% RB, 20 MHz, QPSK, 15 kHz); Frequency: 836.5 MHz; Duty Cycle: 1:3.86456
Phantom section: TCoil Section
DASY5 Configuration:
- Probe: AM1DV3 - 3140; ; Calibrated: 2022-09-26
- Sensor-Surface: 0mm (Fix Surface)
- Electronics: DAE4 Sn1343; Calibrated: 2022-08-18
- Phantom: HAC Test Arch with AMCC; Type: SD HAC P01 BB
- Measurement SW: DASY52, Version 52.10 (4);SEMCAD X Version 14.6.14 (7483)

T-Coil scan (scan for ANSI C63.19 2011 compliance)/OTT NR Band n5 20MHz DFT-s-OFDM QPSK RB100/0 ch167300 OPUS40/z (axial) 4.2mm 50 x 50/ABM Interpolated Signal(x,y,z) (121x121x1): Interpolated grid: dx=1.000 mm, dy=1.000 mm

Signal Type: Audio File (.wav) 48k_voice_1kHz_1s.wav
Output Gain: 19.7
Measure Window Start: 300ms
Measure Window Length: 1000ms
BWC applied: 0.16 dB
Device Reference Point: 0, 0, -6.3 mm

Cursor:
ABM1/ABM2 = 57.72 dB
ABM1 = 20.62 dBA/m
ABM2 = -37.10 dBA/m
BWC Factor = 0.16 dB
Location: 16.3, -1.7, 3.7 mm



0 dB = 10.74 A/m = 20.62 dBA/m

OTT NR

Communication System: UID 10947 - AAC, 5G NR (DFT-s-OFDM, 100% RB, 20 MHz, QPSK, 15 kHz); Frequency: 836.5 MHz; Duty Cycle: 1:3.86456
Phantom section: TCoil Section
DASY5 Configuration:
- Probe: AM1DV3 - 3140; ; Calibrated: 2022-09-26
- Sensor-Surface: 0mm (Fix Surface)
- Electronics: DAE4 Sn1343; Calibrated: 2022-08-18
- Phantom: HAC Test Arch with AMCC; Type: SD HAC P01 BB
- Measurement SW: DASY52, Version 52.10 (4);SEMCAD X Version 14.6.14 (7483)

T-Coil scan (scan for ANSI C63.19 2011 compliance)/OTT NR Band n5 20MHz DFT-s-OFDM QPSK RB100/0 ch167300 OPUS40/y (transversal) 4.2mm 50 x 50/ABM Interpolated Signal(x,y,z) (121x121x1): Interpolated grid: dx=1.000 mm, dy=1.000 mm

Signal Type: Audio File (.wav) 48k_voice_1kHz_1s.wav
Output Gain: 19.7
Measure Window Start: 300ms
Measure Window Length: 1000ms
BWC applied: 0.16 dB
Device Reference Point: 0, 0, -6.3 mm

Cursor:
ABM1/ABM2 = 46.29 dB
ABM1 = 11.25 dBA/m
ABM2 = -35.04 dBA/m
BWC Factor = 0.16 dB
Location: 16.7, -11.7, 3.7 mm



0 dB = 3.650 A/m = 11.25 dBA/m

OTT NR

Communication System: UID 10946 - AAC, 5G NR (DFT-s-OFDM, 100% RB, 15 MHz, QPSK, 15 kHz); Frequency: 707.5 MHz;Duty Cycle: 1:3.82913

T-Coil scan (scan for ANSI C63.19 2011 compliance)/OTT NR Band n12 15MHz DFT-s-OFDM QPSK RB75/0 ch141500 OPUS40/z (axial) wideband at peak ABM1/ABM Freq Resp(x,y,z,f) (1x1x1): Measurement grid: dx=10mm, dy=10mm

Signal Type: Audio File (.wav) 48k_voice_300-3000_2s.wav
Output Gain: 38.59
Measure Window Start: 1000ms
Measure Window Length: 2000ms
BWC applied: 10.80 dB
Device Reference Point: 0, 0, -6.3 mm

Category	Telephone parameters WD signal quality [(signal+noise)-to-noise ratio in decibels]
Category T1	0 dB to 10 dB
Category T2	10 dB to 20 dB
Category T3	20 dB to 30 dB
Category T4	> 30 dB

Cursor:
Diff = 1.41 dB
BWC Factor = 10.80 dB
Location: 16.3, 0, 3.7 mm

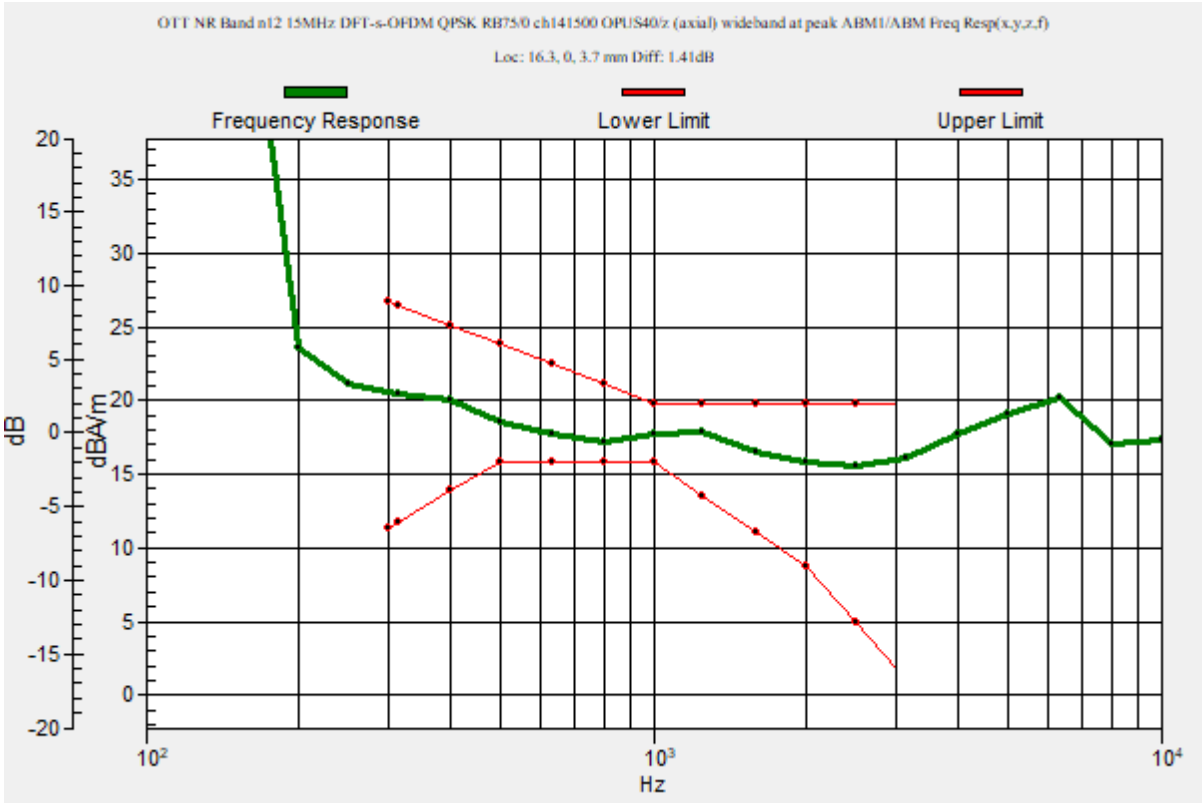

OTT NR

Communication System: UID 10946 - AAC, 5G NR (DFT-s-OFDM, 100% RB, 15 MHz, QPSK, 15 kHz); Frequency: 707.5 MHz; Duty Cycle: 1:3.82913
Phantom section: TCoil Section
DASY5 Configuration:
- Probe: AM1DV3 - 3140; ; Calibrated: 2022-09-26
- Sensor-Surface: 0mm (Fix Surface)
- Electronics: DAE4 Sn1343; Calibrated: 2022-08-18
- Phantom: HAC Test Arch with AMCC; Type: SD HAC P01 BB
- Measurement SW: DASY52, Version 52.10 (4);SEMCAD X Version 14.6.14 (7483)

T-Coil scan (scan for ANSI C63.19 2011 compliance)/OTT NR Band n12 15MHz DFT-s-OFDM QPSK RB75/0 ch141500 OPUS40/z (axial) 4.2mm 50 x 50/ABM Interpolated Signal(x,y,z) (121x121x1): Interpolated grid: dx=1.000 mm, dy=1.000 mm

Signal Type: Audio File (.wav) 48k_voice_1kHz_1s.wav
Output Gain: 19.7
Measure Window Start: 300ms
Measure Window Length: 1000ms
BWC applied: 0.16 dB
Device Reference Point: 0, 0, -6.3 mm

Cursor:
ABM1/ABM2 = 55.78 dB
ABM1 = 20.47 dBA/m
ABM2 = -35.31 dBA/m
BWC Factor = 0.16 dB
Location: 16.3, 0, 3.7 mm



0 dB = 10.55 A/m = 20.47 dBA/m

OTT NR

Communication System: UID 10946 - AAC, 5G NR (DFT-s-OFDM, 100% RB, 15 MHz, QPSK, 15 kHz); Frequency: 707.5 MHz; Duty Cycle: 1:3.82913
Phantom section: TCoil Section
DASY5 Configuration:
- Probe: AM1DV3 - 3140; ; Calibrated: 2022-09-26
- Sensor-Surface: 0mm (Fix Surface)
- Electronics: DAE4 Sn1343; Calibrated: 2022-08-18
- Phantom: HAC Test Arch with AMCC; Type: SD HAC P01 BB
- Measurement SW: DASY52, Version 52.10 (4);SEMCAD X Version 14.6.14 (7483)

T-Coil scan (scan for ANSI C63.19 2011 compliance)/OTT NR Band n12 15MHz DFT-s-OFDM QPSK RB75/0 ch141500 OPUS40/y (transversal) 4.2mm 50 x 50/ABM Interpolated Signal(x,y,z) (121x121x1): Interpolated grid: dx=1.000 mm, dy=1.000 mm

Signal Type: Audio File (.wav) 48k_voice_1kHz_1s.wav
Output Gain: 19.7
Measure Window Start: 300ms
Measure Window Length: 1000ms
BWC applied: 0.16 dB
Device Reference Point: 0, 0, -6.3 mm

Cursor:
ABM1/ABM2 = 41.85 dB
ABM1 = 12.17 dBA/m
ABM2 = -29.68 dBA/m
BWC Factor = 0.16 dB
Location: 20, -9.2, 3.7 mm



0 dB = 4.060 A/m = 12.17 dBA/m

OTT NR

Communication System: UID 10950 - AAC, 5G NR (DFT-s-OFDM, 100% RB, 40 MHz, QPSK, 15 kHz); Frequency: 1882.5 MHz;Duty Cycle: 1:3.93097

T-Coil scan (scan for ANSI C63.19 2011 compliance)/OTT NR Band n25 40MHz DFT-s-OFDM QPSK RB216/0 ch376500 OPUS40/z (axial) wideband at peak ABM1/ABM Freq Resp(x,y,z,f) (1x1x1): Measurement grid: dx=10mm, dy=10mm

Signal Type: Audio File (.wav) 48k_voice_300-3000_2s.wav
Output Gain: 38.59
Measure Window Start: 500ms
Measure Window Length: 2000ms
BWC applied: 10.80 dB
Device Reference Point: 0, 0, -6.3 mm

Category	Telephone parameters WD signal quality [(signal+noise)-to-noise ratio in decibels]
Category T1	0 dB to 10 dB
Category T2	10 dB to 20 dB
Category T3	20 dB to 30 dB
Category T4	> 30 dB

Cursor:
Diff = 1.38 dB
BWC Factor = 10.80 dB
Location: 16.7, -2.1, 3.7 mm

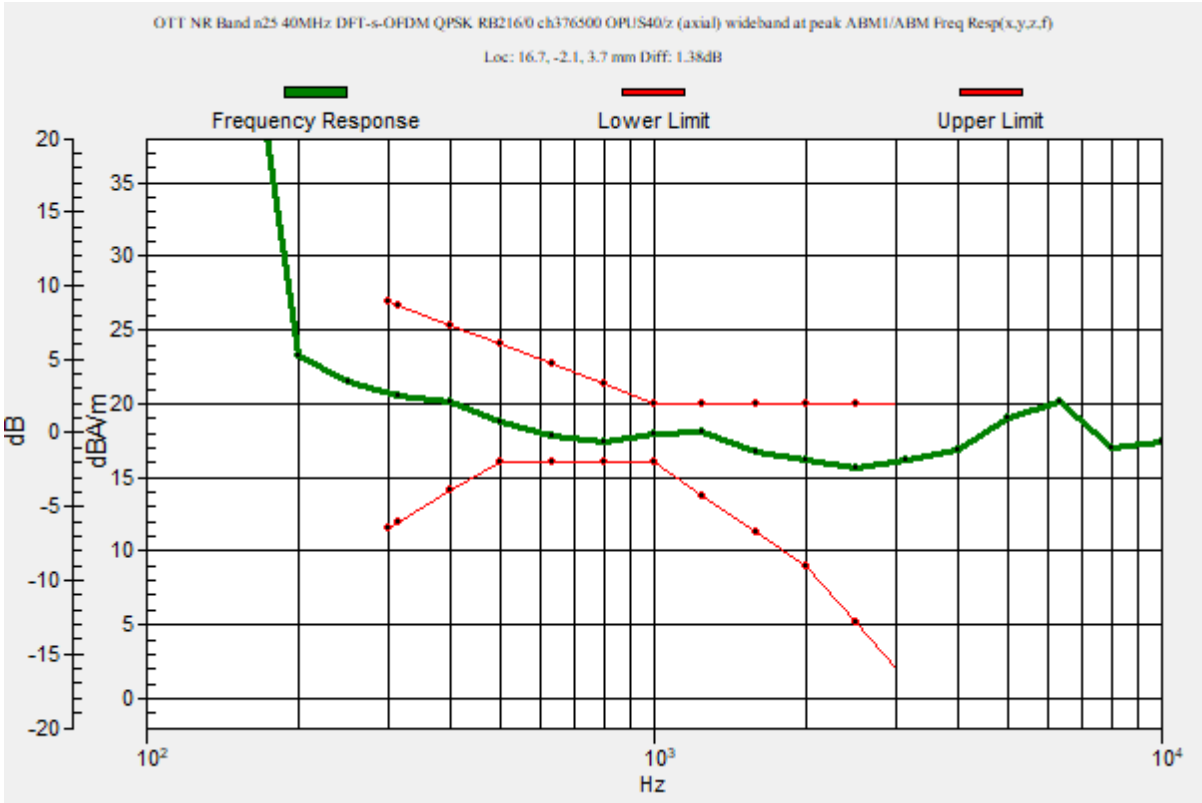

OTT NR

Communication System: UID 10950 - AAC, 5G NR (DFT-s-OFDM, 100% RB, 40 MHz, QPSK, 15 kHz); Frequency: 1882.5 MHz; Duty Cycle: 1:3.93097
Phantom section: TCoil Section
DASY5 Configuration:
- Probe: AM1DV3 - 3140; ; Calibrated: 2022-09-26
- Sensor-Surface: 0mm (Fix Surface)
- Electronics: DAE4 Sn1343; Calibrated: 2022-08-18
- Phantom: HAC Test Arch with AMCC; Type: SD HAC P01 BB
- Measurement SW: DASY52, Version 52.10 (4);SEMCAD X Version 14.6.14 (7483)

T-Coil scan (scan for ANSI C63.19 2011 compliance)/OTT NR Band n25 40MHz DFT-s-OFDM QPSK RB216/0 ch376500 OPUS40/z (axial) 4.2mm 50 x 50/ABM Interpolated Signal(x,y,z) (121x121x1): Interpolated grid: dx=1.000 mm, dy=1.000 mm

Signal Type: Audio File (.wav) 48k_voice_1kHz_1s.wav
Output Gain: 19.7
Measure Window Start: 300ms
Measure Window Length: 1000ms
BWC applied: 0.16 dB
Device Reference Point: 0, 0, -6.3 mm

Cursor:
ABM1/ABM2 = 56.90 dB
ABM1 = 19.01 dBA/m
ABM2 = -37.89 dBA/m
BWC Factor = 0.16 dB
Location: 16.7, -2.1, 3.7 mm



0 dB = 8.921 A/m = 19.01 dBA/m

OTT NR

Communication System: UID 10950 - AAC, 5G NR (DFT-s-OFDM, 100% RB, 40 MHz, QPSK, 15 kHz); Frequency: 1882.5 MHz; Duty Cycle: 1:3.93097
Phantom section: TCoil Section
DASY5 Configuration:
- Probe: AM1DV3 - 3140; ; Calibrated: 2022-09-26
- Sensor-Surface: 0mm (Fix Surface)
- Electronics: DAE4 Sn1343; Calibrated: 2022-08-18
- Phantom: HAC Test Arch with AMCC; Type: SD HAC P01 BB
- Measurement SW: DASY52, Version 52.10 (4);SEMCAD X Version 14.6.14 (7483)

T-Coil scan (scan for ANSI C63.19 2011 compliance)/OTT NR Band n25 40MHz DFT-s-OFDM QPSK RB216/0 ch376500 OPUS40/y (transversal) 4.2mm 50 x 50/ABM Interpolated Signal(x,y,z) (121x121x1): Interpolated grid: dx=1.000 mm, dy=1.000 mm

Signal Type: Audio File (.wav) 48k_voice_1kHz_1s.wav
Output Gain: 19.7
Measure Window Start: 300ms
Measure Window Length: 1000ms
BWC applied: 0.16 dB
Device Reference Point: 0, 0, -6.3 mm

Cursor:
ABM1/ABM2 = 43.48 dB
ABM1 = 11.98 dBA/m
ABM2 = -31.50 dBA/m
BWC Factor = 0.16 dB
Location: 16.3, -10, 3.7 mm



0 dB = 3.973 A/m = 11.98 dBA/m

OTT NR

Communication System: UID 10945 - AAC, 5G NR (DFT-s-OFDM, 100% RB, 10 MHz, QPSK, 15 kHz); Frequency: 2310 MHz;Duty Cycle: 1:3.84326

T-Coil scan (scan for ANSI C63.19 2011 compliance)/OTT NR Band n30 10MHz DFT-s-OFDM QPSK RB50/0 ch141500 OPUS40/z (axial) wideband at peak ABM1/ABM Freq Resp(x,y,z,f) (1x1x1): Measurement grid: dx=10mm, dy=10mm

Signal Type: Audio File (.wav) 48k_voice_300-3000_2s.wav
Output Gain: 38.59
Measure Window Start: 500ms
Measure Window Length: 2000ms
BWC applied: 10.80 dB
Device Reference Point: 0, 0, -6.3 mm

Category	Telephone parameters WD signal quality [(signal+noise)-to-noise ratio in decibels]
Category T1	0 dB to 10 dB
Category T2	10 dB to 20 dB
Category T3	20 dB to 30 dB
Category T4	> 30 dB

Cursor:
Diff = 1.45 dB
BWC Factor = 10.80 dB
Location: 16.7, -2.1, 3.7 mm

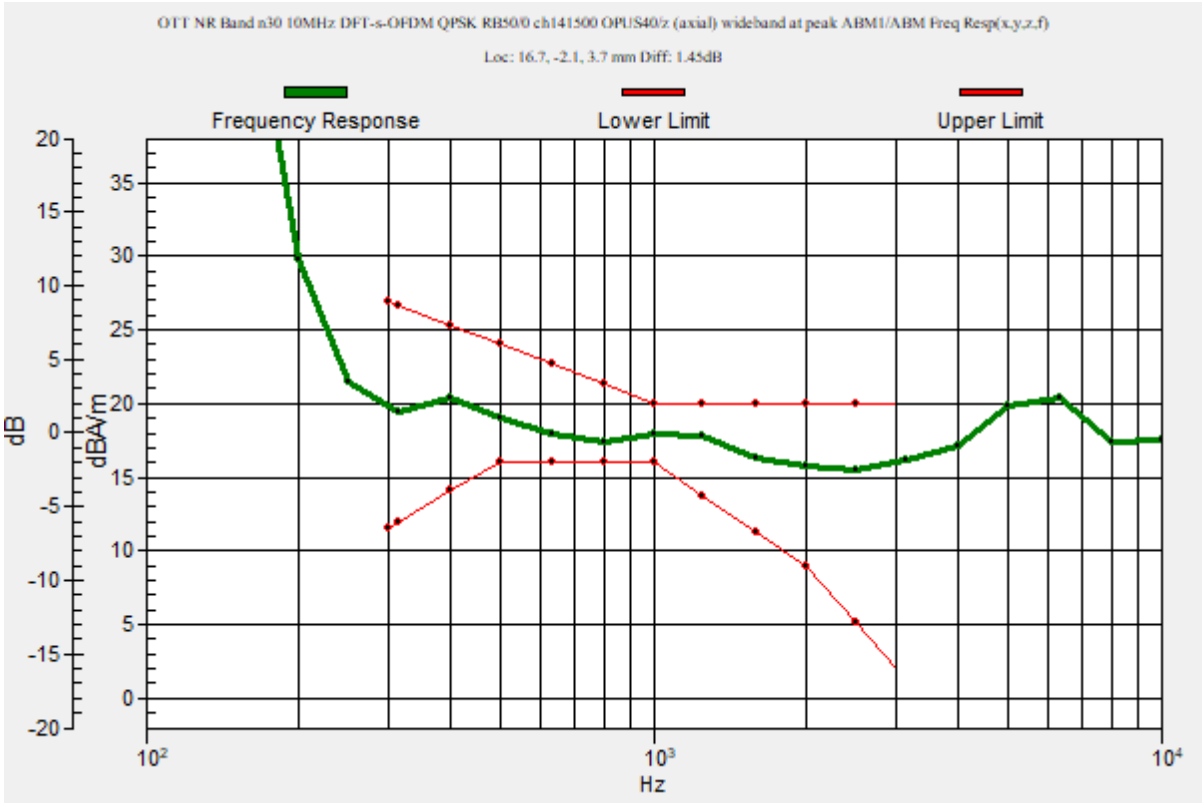

OTT NR

Communication System: UID 10945 - AAC, 5G NR (DFT-s-OFDM, 100% RB, 10 MHz, QPSK, 15 kHz); Frequency: 2310 MHz; Duty Cycle: 1:3.84326
Phantom section: TCoil Section
DASY5 Configuration:
- Probe: AM1DV3 - 3140; ; Calibrated: 2022-09-26
- Sensor-Surface: 0mm (Fix Surface)
- Electronics: DAE4 Sn1343; Calibrated: 2022-08-18
- Phantom: HAC Test Arch with AMCC; Type: SD HAC P01 BB
- Measurement SW: DASY52, Version 52.10 (4);SEMCAD X Version 14.6.14 (7483)

T-Coil scan (scan for ANSI C63.19 2011 compliance)/OTT NR Band n30 10MHz DFT-s-OFDM QPSK RB50/0 ch141500 OPUS40/z (axial) 4.2mm 50 x 50/ABM Interpolated Signal(x,y,z) (121x121x1): Interpolated grid: dx=1.000 mm, dy=1.000 mm

Signal Type: Audio File (.wav) 48k_voice_1kHz_1s.wav
Output Gain: 19.7
Measure Window Start: 300ms
Measure Window Length: 1000ms
BWC applied: 0.16 dB
Device Reference Point: 0, 0, -6.3 mm

Cursor:
ABM1/ABM2 = 56.01 dB
ABM1 = 20.91 dBA/m
ABM2 = -35.10 dBA/m
BWC Factor = 0.16 dB
Location: 16.7, -2.1, 3.7 mm



0 dB = 11.10 A/m = 20.91 dBA/m

OTT NR

Communication System: UID 10945 - AAC, 5G NR (DFT-s-OFDM, 100% RB, 10 MHz, QPSK, 15 kHz); Frequency: 2310 MHz; Duty Cycle: 1:3.84326
Phantom section: TCoil Section
DASY5 Configuration:
- Probe: AM1DV3 - 3140; ; Calibrated: 2022-09-26
- Sensor-Surface: 0mm (Fix Surface)
- Electronics: DAE4 Sn1343; Calibrated: 2022-08-18
- Phantom: HAC Test Arch with AMCC; Type: SD HAC P01 BB
- Measurement SW: DASY52, Version 52.10 (4);SEMCAD X Version 14.6.14 (7483)

T-Coil scan (scan for ANSI C63.19 2011 compliance)/OTT NR Band n30 10MHz DFT-s-OFDM QPSK RB50/0 ch141500 OPUS40/y (transversal) 4.2mm 50 x 50/ABM Interpolated Signal(x,y,z) (121x121x1): Interpolated grid: dx=1.000 mm, dy=1.000 mm

Signal Type: Audio File (.wav) 48k_voice_1kHz_1s.wav
Output Gain: 19.7
Measure Window Start: 300ms
Measure Window Length: 1000ms
BWC applied: 0.16 dB
Device Reference Point: 0, 0, -6.3 mm

Cursor:
ABM1/ABM2 = 47.33 dB
ABM1 = 12.14 dBA/m
ABM2 = -35.19 dBA/m
BWC Factor = 0.16 dB
Location: 16.3, 8.3, 3.7 mm



0 dB = 4.046 A/m = 12.14 dBA/m

OTT NR

Communication System: UID 10950 - AAC, 5G NR (DFT-s-OFDM, 100% RB, 40 MHz, QPSK, 15 kHz); Frequency: 1745 MHz;Duty Cycle: 1:3.93097

T-Coil scan (scan for ANSI C63.19 2011 compliance)/OTT NR Band n66 40MHz DFT-s-OFDM QPSK RB216/0 ch349000 OPUS40/z (axial) wideband at peak ABM1/ABM Freq Resp(x,y,z,f) (1x1x1): Measurement grid: dx=10mm, dy=10mm

Signal Type: Audio File (.wav) 48k_voice_300-3000_2s.wav
Output Gain: 38.59
Measure Window Start: 500ms
Measure Window Length: 2000ms
BWC applied: 10.80 dB
Device Reference Point: 0, 0, -6.3 mm

Category	Telephone parameters WD signal quality [(signal+noise)-to-noise ratio in decibels]
Category T1	0 dB to 10 dB
Category T2	10 dB to 20 dB
Category T3	20 dB to 30 dB
Category T4	> 30 dB

Cursor:
Diff = 1.52 dB
BWC Factor = 10.80 dB
Location: 16.7, -3.8, 3.7 mm

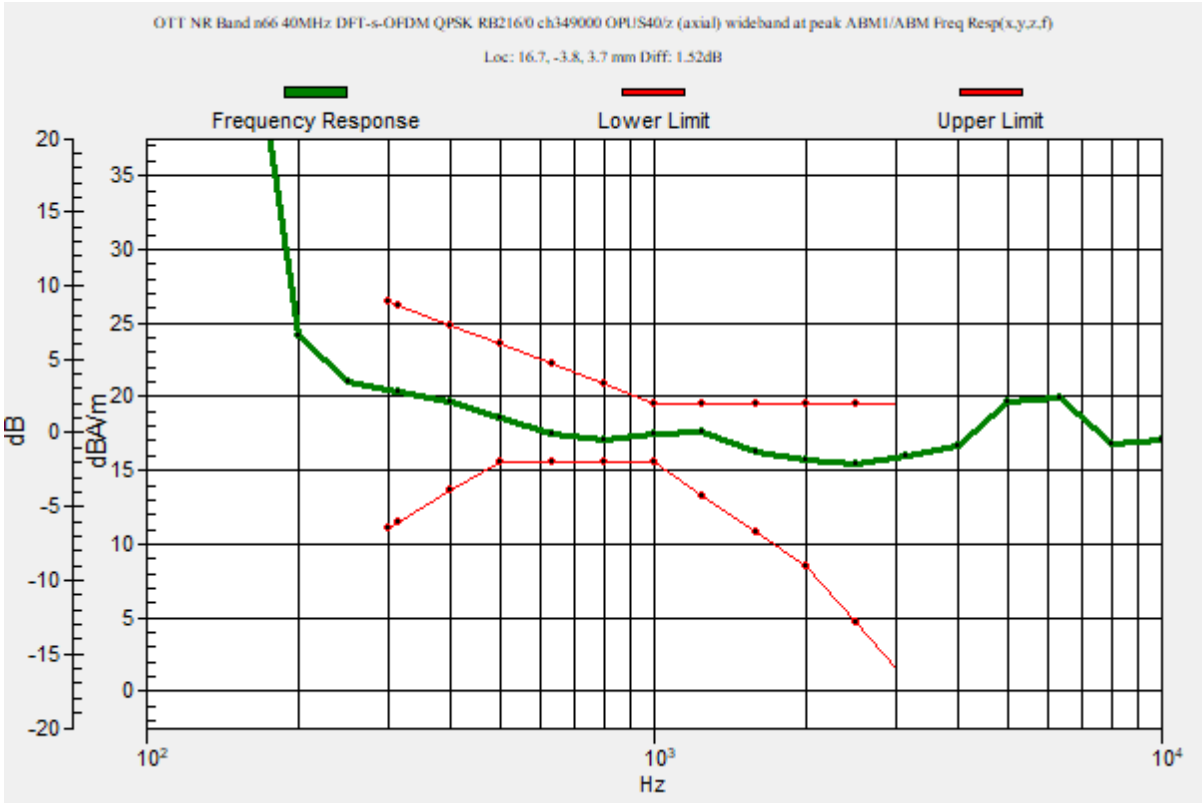

OTT NR

Communication System: UID 10950 - AAC, 5G NR (DFT-s-OFDM, 100% RB, 40 MHz, QPSK, 15 kHz); Frequency: 1745 MHz; Duty Cycle: 1:3.93097
Phantom section: TCoil Section
DASY5 Configuration:
- Probe: AM1DV3 - 3140; ; Calibrated: 2022-09-26
- Sensor-Surface: 0mm (Fix Surface)
- Electronics: DAE4 Sn1343; Calibrated: 2022-08-18
- Phantom: HAC Test Arch with AMCC; Type: SD HAC P01 BB
- Measurement SW: DASY52, Version 52.10 (4);SEMCAD X Version 14.6.14 (7483)

T-Coil scan (scan for ANSI C63.19 2011 compliance)/OTT NR Band n66 40MHz DFT-s-OFDM QPSK RB216/0 ch349000 OPUS40/z (axial) 4.2mm 50 x 50/ABM Interpolated Signal(x,y,z) (121x121x1): Interpolated grid: dx=1.000 mm, dy=1.000 mm

Signal Type: Audio File (.wav) 48k_voice_1kHz_1s.wav
Output Gain: 19.7
Measure Window Start: 300ms
Measure Window Length: 1000ms
BWC applied: 0.16 dB
Device Reference Point: 0, 0, -6.3 mm

Cursor:
ABM1/ABM2 = 52.89 dB
ABM1 = 18.88 dBA/m
ABM2 = -34.01 dBA/m
BWC Factor = 0.16 dB
Location: 16.7, -3.8, 3.7 mm



0 dB = 8.790 A/m = 18.88 dBA/m

OTT NR

Communication System: UID 10950 - AAC, 5G NR (DFT-s-OFDM, 100% RB, 40 MHz, QPSK, 15 kHz); Frequency: 1745 MHz; Duty Cycle: 1:3.93097
Phantom section: TCoil Section
DASY5 Configuration:
- Probe: AM1DV3 - 3140; ; Calibrated: 2022-09-26
- Sensor-Surface: 0mm (Fix Surface)
- Electronics: DAE4 Sn1343; Calibrated: 2022-08-18
- Phantom: HAC Test Arch with AMCC; Type: SD HAC P01 BB
- Measurement SW: DASY52, Version 52.10 (4);SEMCAD X Version 14.6.14 (7483)

T-Coil scan (scan for ANSI C63.19 2011 compliance)/OTT NR Band n66 40MHz DFT-s-OFDM QPSK RB216/0 ch349000 OPUS40/y (transversal) 4.2mm 50 x 50/ABM Interpolated Signal(x,y,z) (121x121x1): Interpolated grid: dx=1.000 mm, dy=1.000 mm

Signal Type: Audio File (.wav) 48k_voice_1kHz_1s.wav
Output Gain: 19.7
Measure Window Start: 300ms
Measure Window Length: 1000ms
BWC applied: 0.16 dB
Device Reference Point: 0, 0, -6.3 mm

Cursor:
ABM1/ABM2 = 48.44 dB
ABM1 = 12.28 dBA/m
ABM2 = -36.16 dBA/m
BWC Factor = 0.16 dB
Location: 13.3, 7.9, 3.7 mm



0 dB = 4.112 A/m = 12.28 dBA/m

OTT NR

Communication System: UID 10947 - AAC, 5G NR (DFT-s-OFDM, 100% RB, 20 MHz, QPSK, 15 kHz); Frequency: 680.5 MHz;Duty Cycle: 1:3.86456

T-Coil scan (scan for ANSI C63.19 2011 compliance)/OTT NR Band n71 20MHz DFT-s-OFDM QPSK RB100/0 ch136100 OPUS40/z (axial) wideband at peak ABM1/ABM Freq Resp(x,y,z,f) (1x1x1): Measurement grid: dx=10mm, dy=10mm

Signal Type: Audio File (.wav) 48k_voice_300-3000_2s.wav
Output Gain: 38.59
Measure Window Start: 500ms
Measure Window Length: 2000ms
BWC applied: 10.80 dB
Device Reference Point: 0, 0, -6.3 mm

Category	Telephone parameters WD signal quality [(signal+noise)-to-noise ratio in decibels]
Category T1	0 dB to 10 dB
Category T2	10 dB to 20 dB
Category T3	20 dB to 30 dB
Category T4	> 30 dB

Cursor:
Diff = 1.53 dB
BWC Factor = 10.80 dB
Location: 16.3, -1.7, 3.7 mm

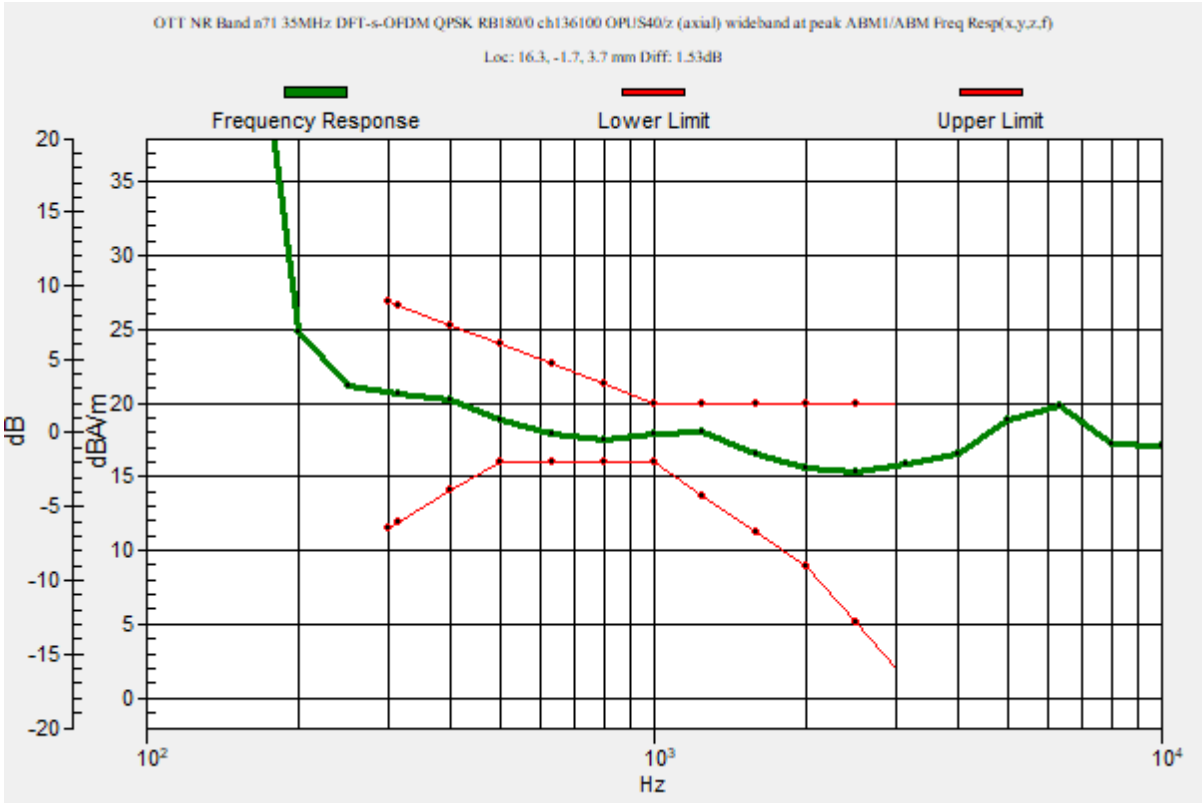

OTT NR

Communication System: UID 10947 - AAC, 5G NR (DFT-s-OFDM, 100% RB, 20 MHz, QPSK, 15 kHz); Frequency: 680.5 MHz; Duty Cycle: 1:3.86456
Phantom section: TCoil Section
DASY5 Configuration:
- Probe: AM1DV3 - 3140; ; Calibrated: 2022-09-26
- Sensor-Surface: 0mm (Fix Surface)
- Electronics: DAE4 Sn1343; Calibrated: 2022-08-18
- Phantom: HAC Test Arch with AMCC; Type: SD HAC P01 BB
- Measurement SW: DASY52, Version 52.10 (4);SEMCAD X Version 14.6.14 (7483)

T-Coil scan (scan for ANSI C63.19 2011 compliance)/OTT NR Band n71 20MHz DFT-s-OFDM QPSK RB100/0 ch136100 OPUS40/z (axial) 4.2mm 50 x 50/ABM Interpolated Signal(x,y,z) (121x121x1): Interpolated grid: dx=1.000 mm, dy=1.000 mm

Signal Type: Audio File (.wav) 48k_voice_1kHz_1s.wav
Output Gain: 19.7
Measure Window Start: 300ms
Measure Window Length: 1000ms
BWC applied: 0.16 dB
Device Reference Point: 0, 0, -6.3 mm

Cursor:
ABM1/ABM2 = 55.09 dB
ABM1 = 20.13 dBA/m
ABM2 = -34.96 dBA/m
BWC Factor = 0.16 dB
Location: 16.3, -1.7, 3.7 mm



0 dB = 10.15 A/m = 20.13 dBA/m

OTT NR

Communication System: UID 10947 - AAC, 5G NR (DFT-s-OFDM, 100% RB, 20 MHz, QPSK, 15 kHz); Frequency: 680.5 MHz; Duty Cycle: 1:3.86456
Phantom section: TCoil Section
DASY5 Configuration:
- Probe: AM1DV3 - 3140; ; Calibrated: 2022-09-26
- Sensor-Surface: 0mm (Fix Surface)
- Electronics: DAE4 Sn1343; Calibrated: 2022-08-18
- Phantom: HAC Test Arch with AMCC; Type: SD HAC P01 BB
- Measurement SW: DASY52, Version 52.10 (4);SEMCAD X Version 14.6.14 (7483)

T-Coil scan (scan for ANSI C63.19 2011 compliance)/OTT NR Band n71 20MHz DFT-s-OFDM QPSK RB100/0 ch136100 OPUS40/y (transversal) 4.2mm 50 x 50/ABM Interpolated Signal(x,y,z) (121x121x1): Interpolated grid: dx=1.000 mm, dy=1.000 mm

Signal Type: Audio File (.wav) 48k_voice_1kHz_1s.wav
Output Gain: 19.7
Measure Window Start: 300ms
Measure Window Length: 1000ms
BWC applied: 0.16 dB
Device Reference Point: 0, 0, -6.3 mm

Cursor:
ABM1/ABM2 = 41.50 dB
ABM1 = 9.24 dBA/m
ABM2 = -32.26 dBA/m
BWC Factor = 0.16 dB
Location: 16.7, -11.7, 3.7 mm



0 dB = 3.988 A/m = 12.02 dBA/m

OTT NR

Communication System: UID 10866 - AAD, 5G NR (DFT-s-OFDM, 1 RB, 100 MHz, QPSK, 30 kHz); Frequency: 2592.99 MHz;Duty Cycle: 1:3.69913

T-Coil scan (scan for ANSI C63.19 2011 compliance)/OTT NR Band n41 100MHz DFT-s-OFDM QPSK RB1/1 ch518598 OPUS40/z (axial) wideband at peak ABM1/ABM Freq Resp(x,y,z,f) (1x1x1): Measurement grid: dx=10mm, dy=10mm

Signal Type: Audio File (.wav) 48k_voice_300-3000_2s.wav
Output Gain: 38.59
Measure Window Start: 500ms
Measure Window Length: 2000ms
BWC applied: 10.80 dB
Device Reference Point: 0, 0, -6.3 mm

Category	Telephone parameters WD signal quality [(signal+noise)-to-noise ratio in decibels]
Category T1	0 dB to 10 dB
Category T2	10 dB to 20 dB
Category T3	20 dB to 30 dB
Category T4	> 30 dB

Cursor:
Diff = 1.23 dB
BWC Factor = 10.80 dB
Location: 16.7, -0.8, 3.7 mm

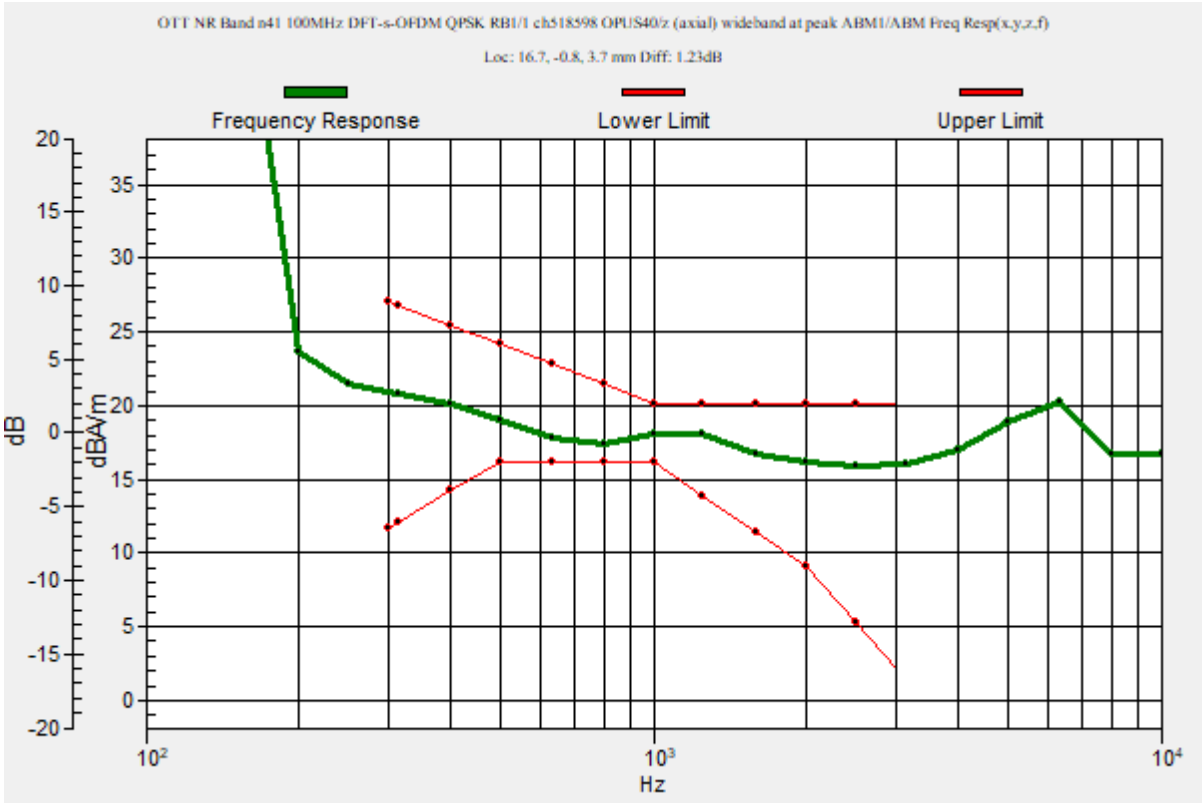

OTT NR

Communication System: UID 10866 - AAD, 5G NR (DFT-s-OFDM, 1 RB, 100 MHz, QPSK, 30 kHz); Frequency: 2592.99 MHz; Duty Cycle: 1:3.69913
Phantom section: TCoil Section
DASY5 Configuration:
- Probe: AM1DV3 - 3140; ; Calibrated: 2022-09-26
- Sensor-Surface: 0mm (Fix Surface)
- Electronics: DAE4 Sn1343; Calibrated: 2022-08-18
- Phantom: HAC Test Arch with AMCC; Type: SD HAC P01 BB
- Measurement SW: DASY52, Version 52.10 (4);SEMCAD X Version 14.6.14 (7483)

T-Coil scan (scan for ANSI C63.19 2011 compliance)/OTT NR Band n41 100MHz DFT-s-OFDM QPSK RB1/1 ch518598 OPUS40/z (axial) 4.2mm 50 x 50/ABM Interpolated Signal(x,y,z) (121x121x1): Interpolated grid: dx=1.000 mm, dy=1.000 mm

Signal Type: Audio File (.wav) 48k_voice_1kHz_1s.wav
Output Gain: 19.7
Measure Window Start: 300ms
Measure Window Length: 1000ms
BWC applied: 0.16 dB
Device Reference Point: 0, 0, -6.3 mm

Cursor:
ABM1/ABM2 = 57.84 dB
ABM1 = 20.52 dBA/m
ABM2 = -37.32 dBA/m
BWC Factor = 0.16 dB
Location: 16.7, -0.8, 3.7 mm



0 dB = 10.62 A/m = 20.52 dBA/m

OTT NR

Communication System: UID 10866 - AAD, 5G NR (DFT-s-OFDM, 1 RB, 100 MHz, QPSK, 30 kHz); Frequency: 2592.99 MHz; Duty Cycle: 1:3.69913
Phantom section: TCoil Section
DASY5 Configuration:
- Probe: AM1DV3 - 3140; ; Calibrated: 2022-09-26
- Sensor-Surface: 0mm (Fix Surface)
- Electronics: DAE4 Sn1343; Calibrated: 2022-08-18
- Phantom: HAC Test Arch with AMCC; Type: SD HAC P01 BB
- Measurement SW: DASY52, Version 52.10 (4);SEMCAD X Version 14.6.14 (7483)

T-Coil scan (scan for ANSI C63.19 2011 compliance)/OTT NR Band n41 100MHz DFT-s-OFDM QPSK RB1/1 ch518598 OPUS40/y (transversal) 4.2mm 50 x 50/ABM Interpolated Signal(x,y,z) (121x121x1): Interpolated grid: dx=1.000 mm, dy=1.000 mm

Signal Type: Audio File (.wav) 48k_voice_1kHz_1s.wav
Output Gain: 19.7
Measure Window Start: 300ms
Measure Window Length: 1000ms
BWC applied: 0.16 dB
Device Reference Point: 0, 0, -6.3 mm

Cursor:
ABM1/ABM2 = 41.30 dB
ABM1 = 10.59 dBA/m
ABM2 = -30.71 dBA/m
BWC Factor = 0.16 dB
Location: 16.7, 7.1, 3.7 mm

0 dB = 4.026 A/m = 12.10 dBA/m

OTT NR

Communication System: UID 10866 - AAD, 5G NR (DFT-s-OFDM, 1 RB, 100 MHz, QPSK, 30 kHz); Frequency: 3624.99 MHz;Duty Cycle: 1:3.69913

T-Coil scan (scan for ANSI C63.19 2011 compliance)/OTT NR Band n48 40MHz DFT-s-OFDM QPSK RB1/1 ch641666 OPUS40/z (axial) wideband at peak ABM1/ABM Freq Resp(x,y,z,f) (1x1x1): Measurement grid: dx=10mm, dy=10mm

Signal Type: Audio File (.wav) 48k_voice_300-3000_2s.wav
Output Gain: 38.59
Measure Window Start: 500ms
Measure Window Length: 2000ms
BWC applied: 10.80 dB
Device Reference Point: 0, 0, -6.3 mm

Category	Telephone parameters WD signal quality [(signal+noise)-to-noise ratio in decibels]
Category T1	0 dB to 10 dB
Category T2	10 dB to 20 dB
Category T3	20 dB to 30 dB
Category T4	> 30 dB

Cursor:
Diff = 1.49 dB
BWC Factor = 10.80 dB
Location: 16.3, -1.3, 3.7 mm

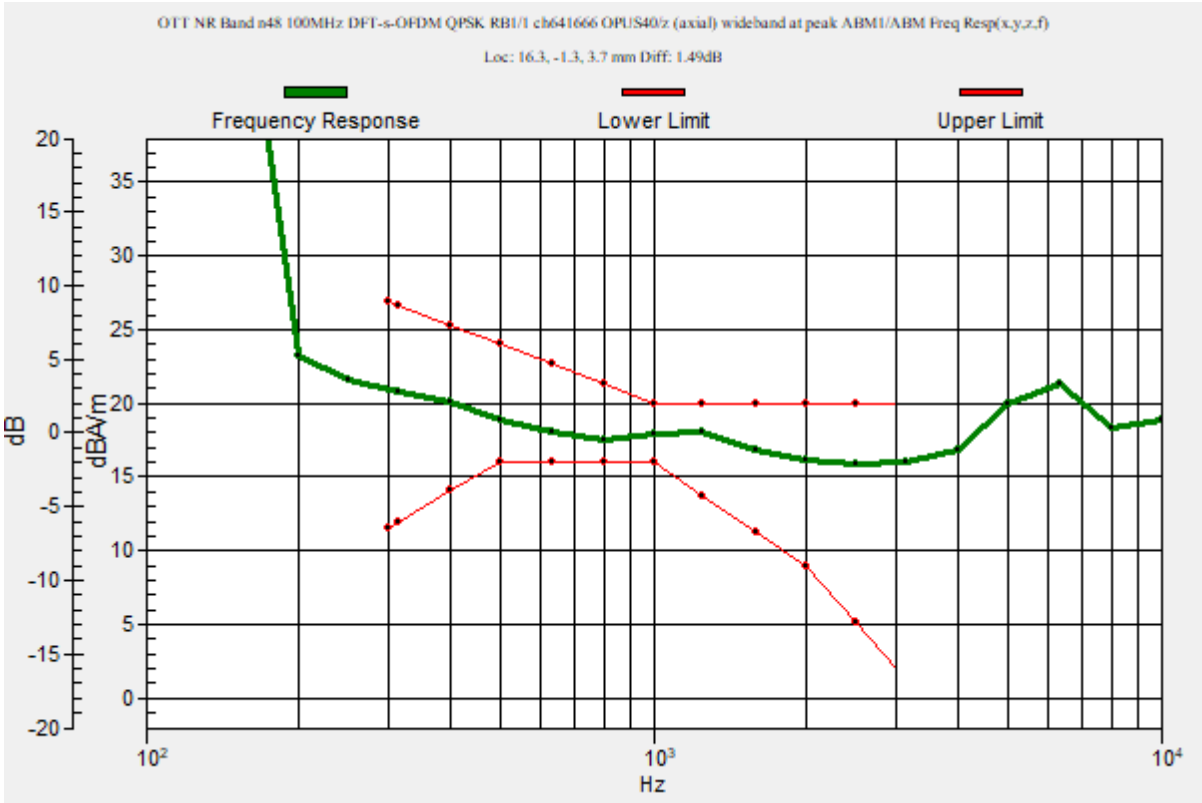

OTT NR

Communication System: UID 10866 - AAD, 5G NR (DFT-s-OFDM, 1 RB, 100 MHz, QPSK, 30 kHz); Frequency: 3624.99 MHz; Duty Cycle: 1:3.69913
Phantom section: TCoil Section
DASY5 Configuration:
- Probe: AM1DV3 - 3140; ; Calibrated: 2022-09-26
- Sensor-Surface: 0mm (Fix Surface)
- Electronics: DAE4 Sn1343; Calibrated: 2022-08-18
- Phantom: HAC Test Arch with AMCC; Type: SD HAC P01 BB
- Measurement SW: DASY52, Version 52.10 (4);SEMCAD X Version 14.6.14 (7483)

T-Coil scan (scan for ANSI C63.19 2011 compliance)/OTT NR Band n48 40MHz DFT-s-OFDM QPSK RB1/1 ch641666 OPUS40/z (axial) 4.2mm 50 x 50/ABM Interpolated Signal(x,y,z) (121x121x1): Interpolated grid: dx=1.000 mm, dy=1.000 mm

Signal Type: Audio File (.wav) 48k_voice_1kHz_1s.wav
Output Gain: 19.7
Measure Window Start: 300ms
Measure Window Length: 1000ms
BWC applied: 0.16 dB
Device Reference Point: 0, 0, -6.3 mm

Cursor:
ABM1/ABM2 = 48.51 dB
ABM1 = 19.67 dBA/m
ABM2 = -28.84 dBA/m
BWC Factor = 0.16 dB
Location: 16.3, -1.3, 3.7 mm



0 dB = 9.625 A/m = 19.67 dBA/m

OTT NR

Communication System: UID 10866 - AAD, 5G NR (DFT-s-OFDM, 1 RB, 100 MHz, QPSK, 30 kHz); Frequency: 3624.99 MHz; Duty Cycle: 1:3.69913
Phantom section: TCoil Section
DASY5 Configuration:
- Probe: AM1DV3 - 3140; ; Calibrated: 2022-09-26
- Sensor-Surface: 0mm (Fix Surface)
- Electronics: DAE4 Sn1343; Calibrated: 2022-08-18
- Phantom: HAC Test Arch with AMCC; Type: SD HAC P01 BB
- Measurement SW: DASY52, Version 52.10 (4);SEMCAD X Version 14.6.14 (7483)

T-Coil scan (scan for ANSI C63.19 2011 compliance)/OTT NR Band n48 40MHz DFT-s-OFDM QPSK RB1/1 ch641666 OPUS40/y (transversal) 4.2mm 50 x 50/ABM Interpolated Signal(x,y,z) (121x121x1): Interpolated grid: dx=1.000 mm, dy=1.000 mm

Signal Type: Audio File (.wav) 48k_voice_1kHz_1s.wav
Output Gain: 19.7
Measure Window Start: 300ms
Measure Window Length: 1000ms
BWC applied: 0.16 dB
Device Reference Point: 0, 0, -6.3 mm

Cursor:
ABM1/ABM2 = 39.89 dB
ABM1 = 12.16 dBA/m
ABM2 = -27.73 dBA/m
BWC Factor = 0.16 dB
Location: 16.7, 7.1, 3.7 mm



0 dB = 4.056 A/m = 12.16 dBA/m

OTT NR

Communication System: UID 10866 - AAD, 5G NR (DFT-s-OFDM, 1 RB, 100 MHz, QPSK, 30 kHz); Frequency: 3500.01 MHz;Duty Cycle: 1:3.69913

T-Coil scan (scan for ANSI C63.19 2011 compliance)/OTT NR Band n77 DoD 100MHz DFT-s-OFDM QPSK RB1/1 ch633334 OPUS40/z (axial) wideband at peak ABM1/ABM Freq Resp(x,y,z,f) (1x1x1): Measurement grid: dx=10mm, dy=10mm

Signal Type: Audio File (.wav) 48k_voice_300-3000_2s.wav
Output Gain: 38.59
Measure Window Start: 500ms
Measure Window Length: 2000ms
BWC applied: 10.80 dB
Device Reference Point: 0, 0, -6.3 mm

Category	Telephone parameters WD signal quality [(signal+noise)-to-noise ratio in decibels]
Category T1	0 dB to 10 dB
Category T2	10 dB to 20 dB
Category T3	20 dB to 30 dB
Category T4	> 30 dB

Cursor:
Diff = 1.36 dB
BWC Factor = 10.80 dB
Location: 15.8, -2.1, 3.7 mm

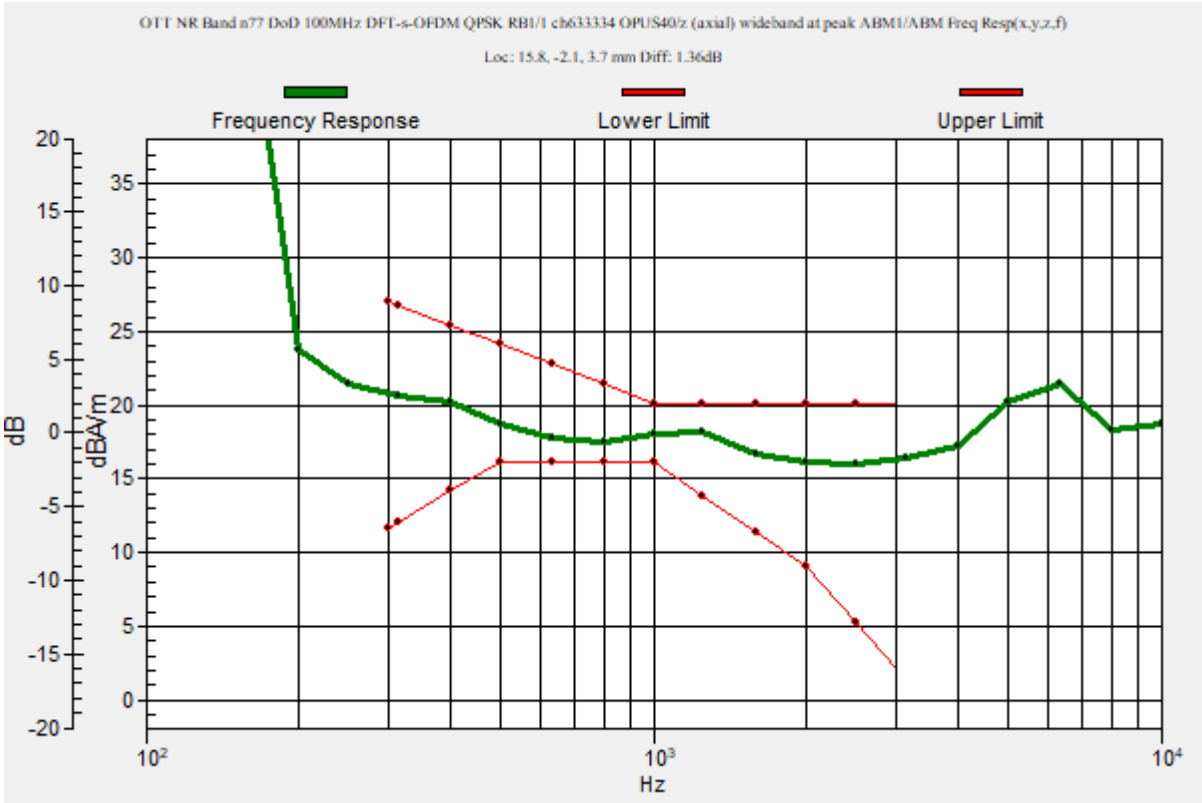

OTT NR

Communication System: UID 10866 - AAD, 5G NR (DFT-s-OFDM, 1 RB, 100 MHz, QPSK, 30 kHz); Frequency: 3500.01 MHz; Duty Cycle: 1:3.69913
Phantom section: TCoil Section
DASY5 Configuration:
- Probe: AM1DV3 - 3140; ; Calibrated: 2022-09-26
- Sensor-Surface: 0mm (Fix Surface)
- Electronics: DAE4 Sn1343; Calibrated: 2022-08-18
- Phantom: HAC Test Arch with AMCC; Type: SD HAC P01 BB
- Measurement SW: DASY52, Version 52.10 (4);SEMCAD X Version 14.6.14 (7483)

T-Coil scan (scan for ANSI C63.19 2011 compliance)/OTT NR Band n77 DoD 100MHz DFT-s-OFDM QPSK RB1/1 ch633334 OPUS40/z (axial) 4.2mm 50 x 50/ABM Interpolated Signal(x,y,z) (121x121x1): Interpolated grid: dx=1.000 mm, dy=1.000 mm

Signal Type: Audio File (.wav) 48k_voice_1kHz_1s.wav
Output Gain: 19.7
Measure Window Start: 300ms
Measure Window Length: 1000ms
BWC applied: 0.16 dB
Device Reference Point: 0, 0, -6.3 mm

Cursor:
ABM1/ABM2 = 48.27 dB
ABM1 = 19.40 dBA/m
ABM2 = -28.87 dBA/m
BWC Factor = 0.16 dB
Location: 15.8, -2.1, 3.7 mm



0 dB = 9.333 A/m = 19.40 dBA/m

OTT NR

Communication System: UID 10866 - AAD, 5G NR (DFT-s-OFDM, 1 RB, 100 MHz, QPSK, 30 kHz); Frequency: 3500.01 MHz; Duty Cycle: 1:3.69913
Phantom section: TCoil Section
DASY5 Configuration:
- Probe: AM1DV3 - 3140; ; Calibrated: 2022-09-26
- Sensor-Surface: 0mm (Fix Surface)
- Electronics: DAE4 Sn1343; Calibrated: 2022-08-18
- Phantom: HAC Test Arch with AMCC; Type: SD HAC P01 BB
- Measurement SW: DASY52, Version 52.10 (4);SEMCAD X Version 14.6.14 (7483)

T-Coil scan (scan for ANSI C63.19 2011 compliance)/OTT NR Band n77 DoD 100MHz DFT-s-OFDM QPSK RB1/1 ch633334 OPUS40/y (transversal) 4.2mm 50 x 50/ABM Interpolated Signal(x,y,z) (121x121x1): Interpolated grid: dx=1.000 mm, dy=1.000 mm

Signal Type: Audio File (.wav) 48k_voice_1kHz_1s.wav
Output Gain: 19.7
Measure Window Start: 300ms
Measure Window Length: 1000ms
BWC applied: 0.16 dB
Device Reference Point: 0, 0, -6.3 mm

Cursor:
ABM1/ABM2 = 38.20 dB
ABM1 = 11.29 dBA/m
ABM2 = -26.91 dBA/m
BWC Factor = 0.16 dB
Location: 17.9, 7.5, 3.7 mm



0 dB = 4.037 A/m = 12.12 dBA/m

OTT NR

Communication System: UID 10866 - AAD, 5G NR (DFT-s-OFDM, 1 RB, 100 MHz, QPSK, 30 kHz); Frequency: 3840 MHz;Duty Cycle: 1:3.69913

T-Coil scan (scan for ANSI C63.19 2011 compliance)/OTT NR Band n77 100MHz DFT-s-OFDM QPSK RB1/1 ch656000 OPUS40/z (axial) wideband at peak ABM1/ABM Freq Resp(x,y,z,f) (1x1x1): Measurement grid: dx=10mm, dy=10mm

Signal Type: Audio File (.wav) 48k_voice_300-3000_2s.wav
Output Gain: 38.59
Measure Window Start: 500ms
Measure Window Length: 2000ms
BWC applied: 10.80 dB
Device Reference Point: 0, 0, -6.3 mm

Category	Telephone parameters WD signal quality [(signal+noise)-to-noise ratio in decibels]
Category T1	0 dB to 10 dB
Category T2	10 dB to 20 dB
Category T3	20 dB to 30 dB
Category T4	> 30 dB

Cursor:
Diff = 1.28 dB
BWC Factor = 10.80 dB
Location: 16.7, -0.8, 3.7 mm

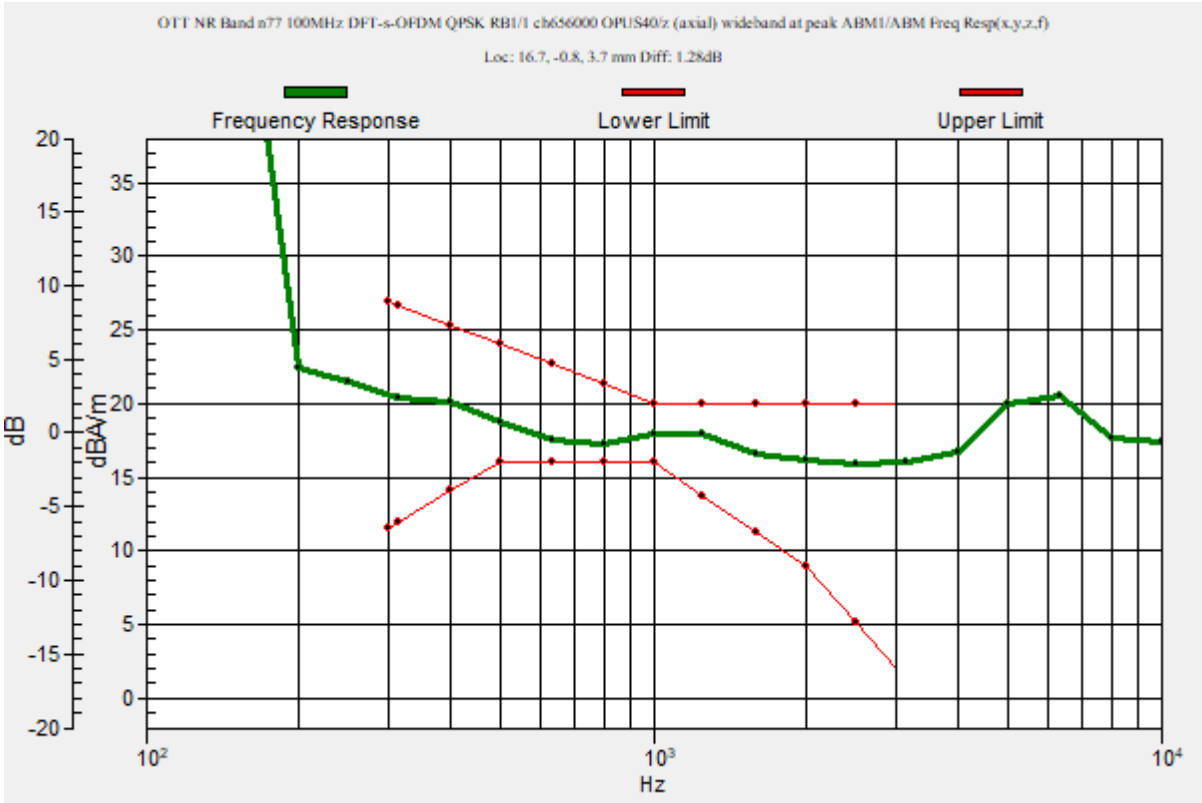

OTT NR

Communication System: UID 10866 - AAD, 5G NR (DFT-s-OFDM, 1 RB, 100 MHz, QPSK, 30 kHz); Frequency: 3840 MHz;
Duty Cycle: 1:3.69913
Phantom section: TCoil Section
DASY5 Configuration:
- Probe: AM1DV3 - 3140; ; Calibrated: 2022-09-26
- Sensor-Surface: 0mm (Fix Surface)
- Electronics: DAE4 Sn1343; Calibrated: 2022-08-18
- Phantom: HAC Test Arch with AMCC; Type: SD HAC P01 BB
- Measurement SW: DASY52, Version 52.10 (4);SEMCAD X Version 14.6.14 (7483)

T-Coil scan (scan for ANSI C63.19 2011 compliance)/OTT NR Band n77 100MHz DFT-s-OFDM QPSK RB1/1 ch656000 OPUS40/z (axial) 4.2mm 50 x 50/ABM Interpolated Signal(x,y,z) (121x121x1): Interpolated grid: dx=1.000 mm, dy=1.000 mm

Signal Type: Audio File (.wav) 48k_voice_1kHz_1s.wav
Output Gain: 19.7
Measure Window Start: 300ms
Measure Window Length: 1000ms
BWC applied: 0.16 dB
Device Reference Point: 0, 0, -6.3 mm

Cursor:
ABM1/ABM2 = 50.23 dB
ABM1 = 20.45 dBA/m
ABM2 = -29.78 dBA/m
BWC Factor = 0.16 dB
Location: 16.7, -0.8, 3.7 mm



0 dB = 10.53 A/m = 20.45 dBA/m

OTT NR

Communication System: UID 10866 - AAD, 5G NR (DFT-s-OFDM, 1 RB, 100 MHz, QPSK, 30 kHz); Frequency: 3840 MHz; Duty Cycle: 1:3.69913
Phantom section: TCoil Section
DASY5 Configuration:
- Probe: AM1DV3 - 3140; ; Calibrated: 2022-09-26
- Sensor-Surface: 0mm (Fix Surface)
- Electronics: DAE4 Sn1343; Calibrated: 2022-08-18
- Phantom: HAC Test Arch with AMCC; Type: SD HAC P01 BB
- Measurement SW: DASY52, Version 52.10 (4);SEMCAD X Version 14.6.14 (7483)

T-Coil scan (scan for ANSI C63.19 2011 compliance)/OTT NR Band n77 100MHz DFT-s-OFDM QPSK RB1/1 ch656000 OPUS40/y (transversal) 4.2mm 50 x 50/ABM Interpolated Signal(x,y,z) (121x121x1): Interpolated grid: dx=1.000 mm, dy=1.000 mm

Signal Type: Audio File (.wav) 48k_voice_1kHz_1s.wav
Output Gain: 19.7
Measure Window Start: 300ms
Measure Window Length: 1000ms
BWC applied: 0.16 dB
Device Reference Point: 0, 0, -6.3 mm

Cursor:
ABM1/ABM2 = 39.83 dB
ABM1 = 12.16 dBA/m
ABM2 = -27.67 dBA/m
BWC Factor = 0.16 dB
Location: 16.7, 7.1, 3.7 mm



0 dB = 4.063 A/m = 12.18 dBA/m

OTT WiFi

Communication System: UID 0, IEEE 802.11b/g/n 2.4 GHz Band (0); Frequency: 2437 MHz;Duty Cycle: 1:1

T-Coil scan (scan for ANSI C63.19 2011 compliance)/OTT WiFi 11b ch6 1Mbps codec40/z (axial) wideband at best S/N/ABM Freq Resp(x,y,z,f) (1x1x1): Measurement grid: dx=10mm, dy=10mm

Signal Type: Audio File (.wav) 48k_voice_300-3000_2s.wav
Output Gain: 38.59
Measure Window Start: 1000ms
Measure Window Length: 4000ms
BWC applied: 10.80 dB
Device Reference Point: 0, 0, -6.3 mm

Category	Telephone parameters WD signal quality [(signal+noise)-to-noise ratio in decibels]
Category T1	0 dB to 10 dB
Category T2	10 dB to 20 dB
Category T3	20 dB to 30 dB
Category T4	> 30 dB

Cursor:
Diff = 1.50 dB
BWC Factor = 10.80 dB
Location: 16.7, -3.8, 3.7 mm

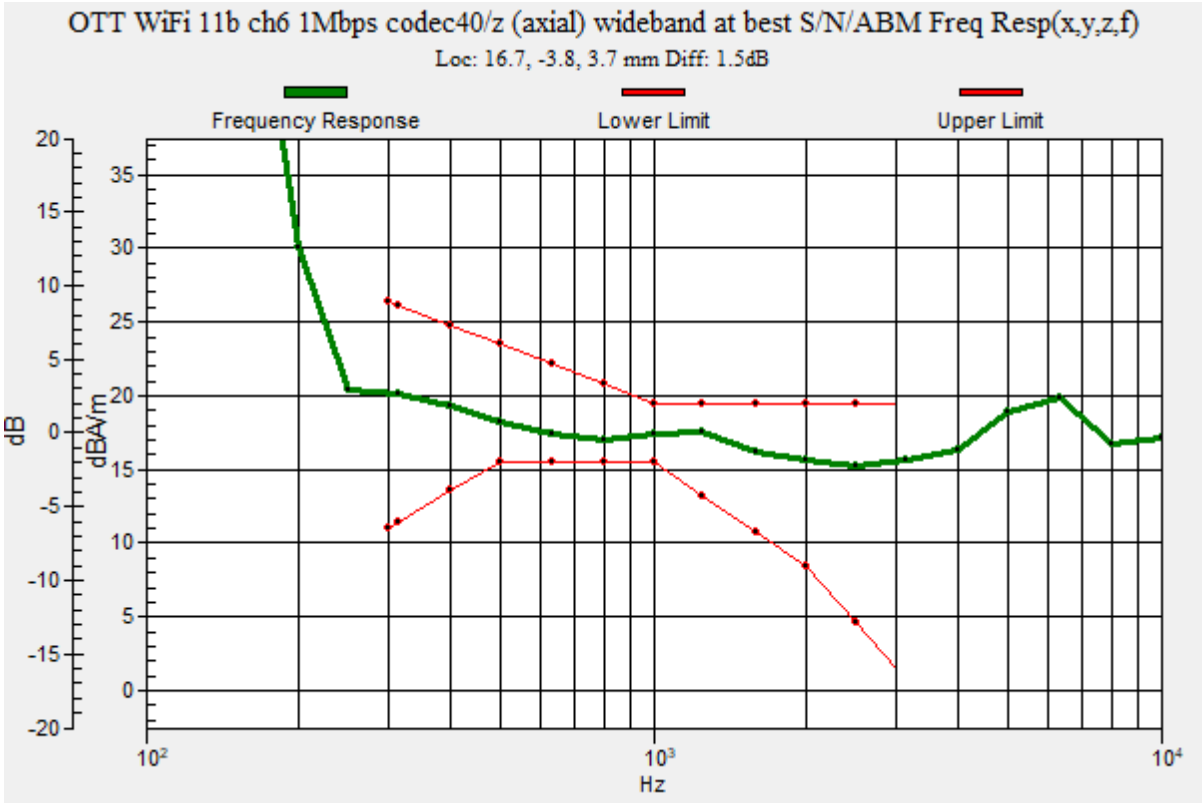

OTT WiFi

Communication System: UID 0, IEEE 802.11b/g/n 2.4 GHz Band (0); Frequency: 2437 MHz; Duty Cycle: 1:1
Phantom section: TCoil Section
DASY5 Configuration:
- Probe: AM1DV3 - 3140; ; Calibrated: 2022-09-26
- Sensor-Surface: 0mm (Fix Surface)
- Electronics: DAE4 Sn1343; Calibrated: 2022-08-18
- Phantom: HAC Test Arch with AMCC; Type: SD HAC P01 BB
- Measurement SW: DASY52, Version 52.10 (4);SEMCAD X Version 14.6.14 (7483)

T-Coil scan (scan for ANSI C63.19 2011 compliance)/OTT WiFi 11b ch6 1Mbps codec40/z (axial) 4.2mm 50 x 50/ABM Interpolated Signal(x,y,z) (121x121x1): Interpolated grid: dx=1.000 mm, dy=1.000 mm

Signal Type: Audio File (.wav) 48k_voice_1kHz_1s.wav
Output Gain: 19.7
Measure Window Start: 300ms
Measure Window Length: 1000ms
BWC applied: 0.16 dB
Device Reference Point: 0, 0, -6.3 mm

Cursor:
ABM1/ABM2 = 54.05 dB
ABM1 = 18.28 dBA/m
ABM2 = -35.77 dBA/m
BWC Factor = 0.16 dB
Location: 16.7, -3.8, 3.7 mm



0 dB = 8.204 A/m = 18.28 dBA/m

OTT WiFi

Communication System: UID 0, IEEE 802.11b/g/n 2.4 GHz Band (0); Frequency: 2437 MHz; Duty Cycle: 1:1
Phantom section: TCoil Section
DASY5 Configuration:
- Probe: AM1DV3 - 3140; ; Calibrated: 2022-09-26
- Sensor-Surface: 0mm (Fix Surface)
- Electronics: DAE4 Sn1343; Calibrated: 2022-08-18
- Phantom: HAC Test Arch with AMCC; Type: SD HAC P01 BB
- Measurement SW: DASY52, Version 52.10 (4);SEMCAD X Version 14.6.14 (7483)

T-Coil scan (scan for ANSI C63.19 2011 compliance)/OTT WiFi 11b ch6 1Mbps codec40/y (transversal) 4.2mm 50 x 50/ABM Interpolated Signal(x,y,z) (121x121x1):

Interpolated grid: dx=1.000 mm, dy=1.000 mm
Signal Type: Audio File (.wav) 48k_voice_1kHz_1s.wav
Output Gain: 19.7
Measure Window Start: 300ms
Measure Window Length: 1000ms
BWC applied: 0.16 dB
Device Reference Point: 0, 0, -6.3 mm

Cursor:
ABM1/ABM2 = 46.42 dB
ABM1 = 12.29 dBA/m
ABM2 = -34.13 dBA/m
BWC Factor = 0.16 dB
Location: 16.3, 7.9, 3.7 mm



0 dB = 4.116 A/m = 12.29 dBA/m

OTT WiFi

Communication System: UID 0, IEEE 802.11a/n/ac 5 GHz Band (0); Frequency: 5200 MHz;Duty Cycle: 1:1

T-Coil scan (scan for ANSI C63.19 2011 compliance)/OTT WiFi 11a ch40 6Mbps codec40/z (axial) wideband at best S/N/ABM Freq Resp(x,y,z,f) (1x1x1): Measurement grid: dx=10mm, dy=10mm

Signal Type: Audio File (.wav) 48k_voice_300-3000_2s.wav
Output Gain: 38.59
Measure Window Start: 1000ms
Measure Window Length: 4000ms
BWC applied: 10.80 dB
Device Reference Point: 0, 0, -6.3 mm

Category	Telephone parameters WD signal quality [(signal+noise)-to-noise ratio in decibels]
Category T1	0 dB to 10 dB
Category T2	10 dB to 20 dB
Category T3	20 dB to 30 dB
Category T4	> 30 dB

Cursor:
Diff = 1.42 dB
BWC Factor = 10.80 dB
Location: 15.4, -0.8, 3.7 mm

OTT WiFi

Communication System: UID 0, IEEE 802.11a/n/ac 5 GHz Band (0); Frequency: 5200 MHz; Duty Cycle: 1:1
Phantom section: TCoil Section
DASY5 Configuration:
- Probe: AM1DV3 - 3140; ; Calibrated: 2022-09-26
- Sensor-Surface: 0mm (Fix Surface)
- Electronics: DAE4 Sn1343; Calibrated: 2022-08-18
- Phantom: HAC Test Arch with AMCC; Type: SD HAC P01 BB
- Measurement SW: DASY52, Version 52.10 (4);SEMCAD X Version 14.6.14 (7483)

T-Coil scan (scan for ANSI C63.19 2011 compliance)/OTT WiFi 11a ch40 6Mbps codec40/z (axial) 4.2mm 50 x 50/ABM Interpolated Signal(x,y,z) (121x121x1): Interpolated grid: dx=1.000 mm, dy=1.000 mm

Signal Type: Audio File (.wav) 48k_voice_1kHz_1s.wav
Output Gain: 19.7
Measure Window Start: 300ms
Measure Window Length: 1000ms
BWC applied: 0.16 dB
Device Reference Point: 0, 0, -6.3 mm

Cursor:
ABM1/ABM2 = 57.50 dB
ABM1 = 19.70 dBA/m
ABM2 = -37.80 dBA/m
BWC Factor = 0.16 dB
Location: 15.4, -0.8, 3.7 mm



0 dB = 9.666 A/m = 19.70 dBA/m

OTT WiFi

Communication System: UID 0, IEEE 802.11a/n/ac 5 GHz Band (0); Frequency: 5200 MHz; Duty Cycle: 1:1
Phantom section: TCoil Section
DASY5 Configuration:
- Probe: AM1DV3 - 3140; ; Calibrated: 2022-09-26
- Sensor-Surface: 0mm (Fix Surface)
- Electronics: DAE4 Sn1343; Calibrated: 2022-08-18
- Phantom: HAC Test Arch with AMCC; Type: SD HAC P01 BB
- Measurement SW: DASY52, Version 52.10 (4);SEMCAD X Version 14.6.14 (7483)

T-Coil scan (scan for ANSI C63.19 2011 compliance)/OTT WiFi 11a ch40 6Mbps codec40/y (transversal) 4.2mm 50 x 50/ABM Interpolated Signal(x,y,z) (121x121x1):

Interpolated grid: dx=1.000 mm, dy=1.000 mm
Signal Type: Audio File (.wav) 48k_voice_1kHz_1s.wav
Output Gain: 19.7
Measure Window Start: 300ms
Measure Window Length: 1000ms
BWC applied: 0.16 dB
Device Reference Point: 0, 0, -6.3 mm

Cursor:
ABM1/ABM2 = 52.47 dB
ABM1 = 11.82 dBA/m
ABM2 = -40.65 dBA/m
BWC Factor = 0.16 dB
Location: 15, 7.5, 3.7 mm



0 dB = 4.203 A/m = 12.47 dBA/m

OTT WiFi

Communication System: UID 0, IEEE 802.11a/n/ac 5 GHz Band (0); Frequency: 5280 MHz;Duty Cycle: 1:1

T-Coil scan (scan for ANSI C63.19 2011 compliance)/OTT WiFi 11a ch56 6Mbps codec40/z (axial) wideband at best S/N/ABM Freq Resp(x,y,z,f) (1x1x1): Measurement grid: dx=10mm, dy=10mm

Signal Type: Audio File (.wav) 48k_voice_300-3000_2s.wav
Output Gain: 38.59
Measure Window Start: 1000ms
Measure Window Length: 4000ms
BWC applied: 10.80 dB
Device Reference Point: 0, 0, -6.3 mm

Category	Telephone parameters WD signal quality [(signal+noise)-to-noise ratio in decibels]
Category T1	0 dB to 10 dB
Category T2	10 dB to 20 dB
Category T3	20 dB to 30 dB
Category T4	> 30 dB

Cursor:
Diff = 1.45 dB
BWC Factor = 10.80 dB
Location: 16.7, -2.1, 3.7 mm

OTT WiFi

Communication System: UID 0, IEEE 802.11a/n/ac 5 GHz Band (0); Frequency: 5280 MHz; Duty Cycle: 1:1
Phantom section: TCoil Section
DASY5 Configuration:
- Probe: AM1DV3 - 3140; ; Calibrated: 2022-09-26
- Sensor-Surface: 0mm (Fix Surface)
- Electronics: DAE4 Sn1343; Calibrated: 2022-08-18
- Phantom: HAC Test Arch with AMCC; Type: SD HAC P01 BB
- Measurement SW: DASY52, Version 52.10 (4);SEMCAD X Version 14.6.14 (7483)

T-Coil scan (scan for ANSI C63.19 2011 compliance)/OTT WiFi 11a ch56 6Mbps codec40/z (axial) 4.2mm 50 x 50/ABM Interpolated Signal(x,y,z) (121x121x1): Interpolated grid: dx=1.000 mm, dy=1.000 mm

Signal Type: Audio File (.wav) 48k_voice_1kHz_1s.wav
Output Gain: 19.7
Measure Window Start: 300ms
Measure Window Length: 1000ms
BWC applied: 0.16 dB
Device Reference Point: 0, 0, -6.3 mm

Cursor:
ABM1/ABM2 = 58.77 dB
ABM1 = 20.53 dBA/m
ABM2 = -38.24 dBA/m
BWC Factor = 0.16 dB
Location: 16.7, -2.1, 3.7 mm



0 dB = 10.63 A/m = 20.53 dBA/m

OTT WiFi

Communication System: UID 0, IEEE 802.11a/n/ac 5 GHz Band (0); Frequency: 5280 MHz; Duty Cycle: 1:1
Phantom section: TCoil Section
DASY5 Configuration:
- Probe: AM1DV3 - 3140; ; Calibrated: 2022-09-26
- Sensor-Surface: 0mm (Fix Surface)
- Electronics: DAE4 Sn1343; Calibrated: 2022-08-18
- Phantom: HAC Test Arch with AMCC; Type: SD HAC P01 BB
- Measurement SW: DASY52, Version 52.10 (4);SEMCAD X Version 14.6.14 (7483)

T-Coil scan (scan for ANSI C63.19 2011 compliance)/OTT WiFi 11a ch56 6Mbps codec40/y (transversal) 4.2mm 50 x 50/ABM Interpolated Signal(x,y,z) (121x121x1):

Interpolated grid: dx=1.000 mm, dy=1.000 mm
Signal Type: Audio File (.wav) 48k_voice_1kHz_1s.wav
Output Gain: 19.7
Measure Window Start: 300ms
Measure Window Length: 1000ms
BWC applied: 0.16 dB
Device Reference Point: 0, 0, -6.3 mm

Cursor:
ABM1/ABM2 = 45.14 dB
ABM1 = 12.51 dBA/m
ABM2 = -32.63 dBA/m
BWC Factor = 0.16 dB
Location: 16.7, -9.6, 3.7 mm



0 dB = 4.220 A/m = 12.51 dBA/m

OTT WiFi

Communication System: UID 0, IEEE 802.11a/n/ac 5 GHz Band (0); Frequency: 5600 MHz;Duty Cycle: 1:1

T-Coil scan (scan for ANSI C63.19 2011 compliance)/OTT WiFi 11a ch120 6Mbps codec40/z (axial) wideband at best S/N/ABM Freq Resp(x,y,z,f) (1x1x1): Measurement grid: dx=10mm, dy=10mm

Signal Type: Audio File (.wav) 48k_voice_300-3000_2s.wav
Output Gain: 38.59
Measure Window Start: 1000ms
Measure Window Length: 4000ms
BWC applied: 10.80 dB
Device Reference Point: 0, 0, -6.3 mm

Category	Telephone parameters WD signal quality [(signal+noise)-to-noise ratio in decibels]
Category T1	0 dB to 10 dB
Category T2	10 dB to 20 dB
Category T3	20 dB to 30 dB
Category T4	> 30 dB

Cursor:
Diff = 1.34 dB
BWC Factor = 10.80 dB
Location: 16.3, -3.3, 3.7 mm

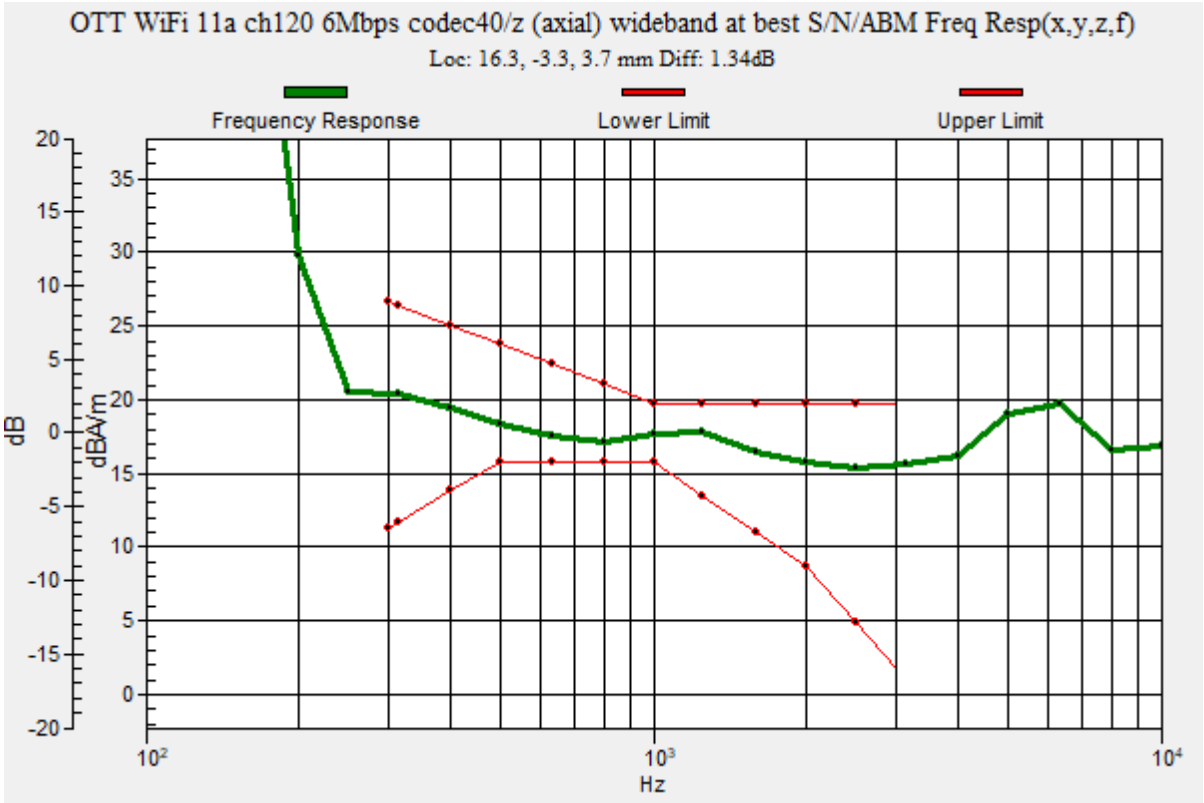

OTT WiFi

Communication System: UID 0, IEEE 802.11a/n/ac 5 GHz Band (0); Frequency: 5600 MHz; Duty Cycle: 1:1
Phantom section: TCoil Section
DASY5 Configuration:
- Probe: AM1DV3 - 3140; ; Calibrated: 2022-09-26
- Sensor-Surface: 0mm (Fix Surface)
- Electronics: DAE4 Sn1343; Calibrated: 2022-08-18
- Phantom: HAC Test Arch with AMCC; Type: SD HAC P01 BB
- Measurement SW: DASY52, Version 52.10 (4);SEMCAD X Version 14.6.14 (7483)

T-Coil scan (scan for ANSI C63.19 2011 compliance)/OTT WiFi 11a ch120 6Mbps codec40/z (axial) 4.2mm 50 x 50/ABM Interpolated Signal(x,y,z) (121x121x1): Interpolated grid: dx=1.000 mm, dy=1.000 mm

Signal Type: Audio File (.wav) 48k_voice_1kHz_1s.wav
Output Gain: 19.7
Measure Window Start: 300ms
Measure Window Length: 1000ms
BWC applied: 0.16 dB
Device Reference Point: 0, 0, -6.3 mm

Cursor:
ABM1/ABM2 = 58.05 dB
ABM1 = 20.11 dBA/m
ABM2 = -37.94 dBA/m
BWC Factor = 0.16 dB
Location: 16.3, -3.3, 3.7 mm



0 dB = 10.12 A/m = 20.10 dBA/m

OTT WiFi

Communication System: UID 0, IEEE 802.11a/n/ac 5 GHz Band (0); Frequency: 5600 MHz; Duty Cycle: 1:1
Phantom section: TCoil Section
DASY5 Configuration:
- Probe: AM1DV3 - 3140; ; Calibrated: 2022-09-26
- Sensor-Surface: 0mm (Fix Surface)
- Electronics: DAE4 Sn1343; Calibrated: 2022-08-18
- Phantom: HAC Test Arch with AMCC; Type: SD HAC P01 BB
- Measurement SW: DASY52, Version 52.10 (4);SEMCAD X Version 14.6.14 (7483)

T-Coil scan (scan for ANSI C63.19 2011 compliance)/OTT WiFi 11a ch120 6Mbps codec40/y (transversal) 4.2mm 50 x 50/ABM Interpolated Signal(x,y,z) (121x121x1):

Interpolated grid: dx=1.000 mm, dy=1.000 mm
Signal Type: Audio File (.wav) 48k_voice_1kHz_1s.wav
Output Gain: 19.7
Measure Window Start: 300ms
Measure Window Length: 1000ms
BWC applied: 0.16 dB
Device Reference Point: 0, 0, -6.3 mm

Cursor:
ABM1/ABM2 = 44.76 dB
ABM1 = 12.43 dBA/m
ABM2 = -32.33 dBA/m
BWC Factor = 0.16 dB
Location: 16.3, -9.6, 3.7 mm



0 dB = 4.183 A/m = 12.43 dBA/m

OTT WiFi

Communication System: UID 0, IEEE 802.11a/n/ac 5 GHz Band (0); Frequency: 5785 MHz;Duty Cycle: 1:1

T-Coil scan (scan for ANSI C63.19 2011 compliance)/OTT WiFi 11a ch157 6Mbps codec40/z (axial) wideband at best S/N/ABM Freq Resp(x,y,z,f) (1x1x1): Measurement grid: dx=10mm, dy=10mm

Signal Type: Audio File (.wav) 48k_voice_300-3000_2s.wav
Output Gain: 38.59
Measure Window Start: 1000ms
Measure Window Length: 4000ms
BWC applied: 10.80 dB
Device Reference Point: 0, 0, -6.3 mm

Category	Telephone parameters WD signal quality [(signal+noise)-to-noise ratio in decibels]
Category T1	0 dB to 10 dB
Category T2	10 dB to 20 dB
Category T3	20 dB to 30 dB
Category T4	> 30 dB

Cursor:
Diff = 1.34 dB
BWC Factor = 10.80 dB
Location: 16.7, -2.1, 3.7 mm

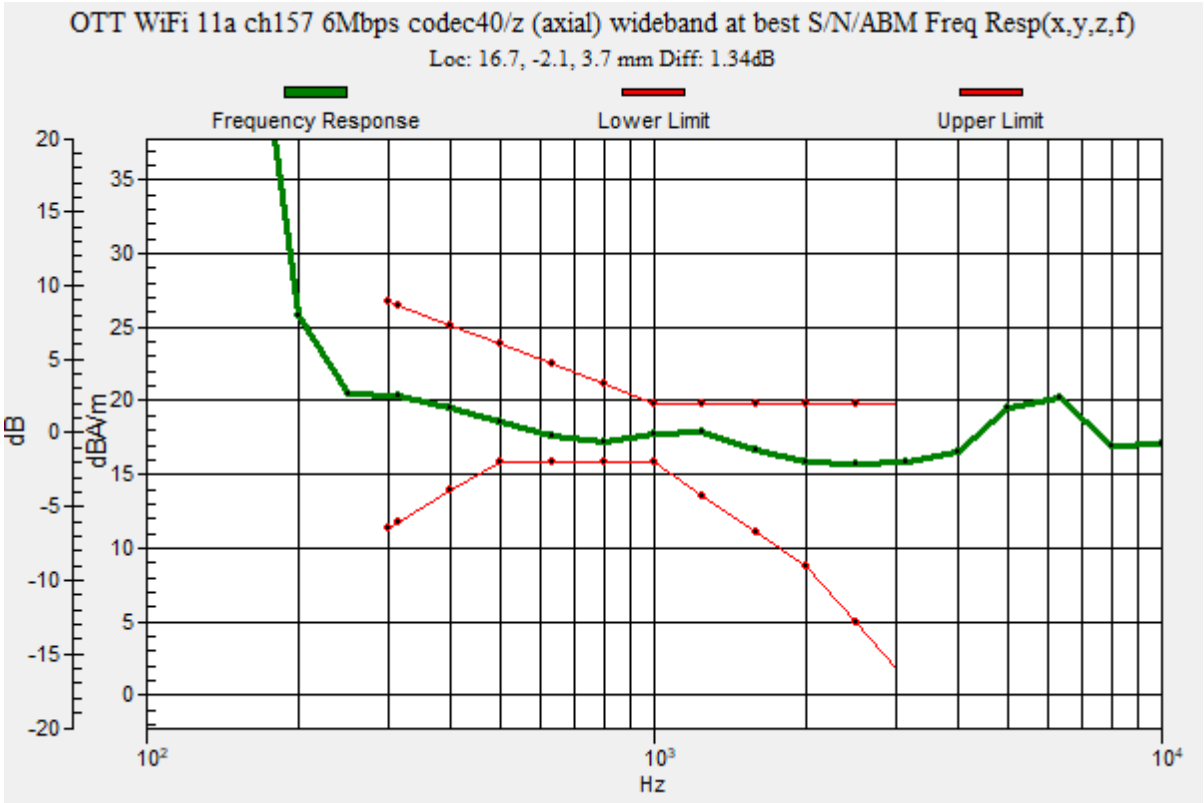

OTT WiFi

Communication System: UID 0, IEEE 802.11a/n/ac 5 GHz Band (0); Frequency: 5785 MHz; Duty Cycle: 1:1
Phantom section: TCoil Section
DASY5 Configuration:
- Probe: AM1DV3 - 3140; ; Calibrated: 2022-09-26
- Sensor-Surface: 0mm (Fix Surface)
- Electronics: DAE4 Sn1343; Calibrated: 2022-08-18
- Phantom: HAC Test Arch with AMCC; Type: SD HAC P01 BB
- Measurement SW: DASY52, Version 52.10 (4);SEMCAD X Version 14.6.14 (7483)

T-Coil scan (scan for ANSI C63.19 2011 compliance)/OTT WiFi 11a ch157 6Mbps codec40/z (axial) 4.2mm 50 x 50/ABM Interpolated Signal(x,y,z) (121x121x1): Interpolated grid: dx=1.000 mm, dy=1.000 mm

Signal Type: Audio File (.wav) 48k_voice_1kHz_1s.wav
Output Gain: 19.7
Measure Window Start: 300ms
Measure Window Length: 1000ms
BWC applied: 0.16 dB
Device Reference Point: 0, 0, -6.3 mm

Cursor:
ABM1/ABM2 = 58.76 dB
ABM1 = 20.53 dBA/m
ABM2 = -38.23 dBA/m
BWC Factor = 0.16 dB
Location: 16.7, -2.1, 3.7 mm



0 dB = 10.63 A/m = 20.53 dBA/m

OTT WiFi

Communication System: UID 0, IEEE 802.11a/n/ac 5 GHz Band (0); Frequency: 5785 MHz; Duty Cycle: 1:1
Phantom section: TCoil Section
DASY5 Configuration:
- Probe: AM1DV3 - 3140; ; Calibrated: 2022-09-26
- Sensor-Surface: 0mm (Fix Surface)
- Electronics: DAE4 Sn1343; Calibrated: 2022-08-18
- Phantom: HAC Test Arch with AMCC; Type: SD HAC P01 BB
- Measurement SW: DASY52, Version 52.10 (4);SEMCAD X Version 14.6.14 (7483)

T-Coil scan (scan for ANSI C63.19 2011 compliance)/OTT WiFi 11a ch157 6Mbps codec40/y (transversal) 4.2mm 50 x 50/ABM Interpolated Signal(x,y,z) (121x121x1):

Interpolated grid: dx=1.000 mm, dy=1.000 mm
Signal Type: Audio File (.wav) 48k_voice_1kHz_1s.wav
Output Gain: 19.7
Measure Window Start: 300ms
Measure Window Length: 1000ms
BWC applied: 0.16 dB
Device Reference Point: 0, 0, -6.3 mm

Cursor:
ABM1/ABM2 = 50.50 dB
ABM1 = 11.89 dBA/m
ABM2 = -38.61 dBA/m
BWC Factor = 0.16 dB
Location: 15.4, 5.8, 3.7 mm



0 dB = 3.929 A/m = 11.89 dBA/m