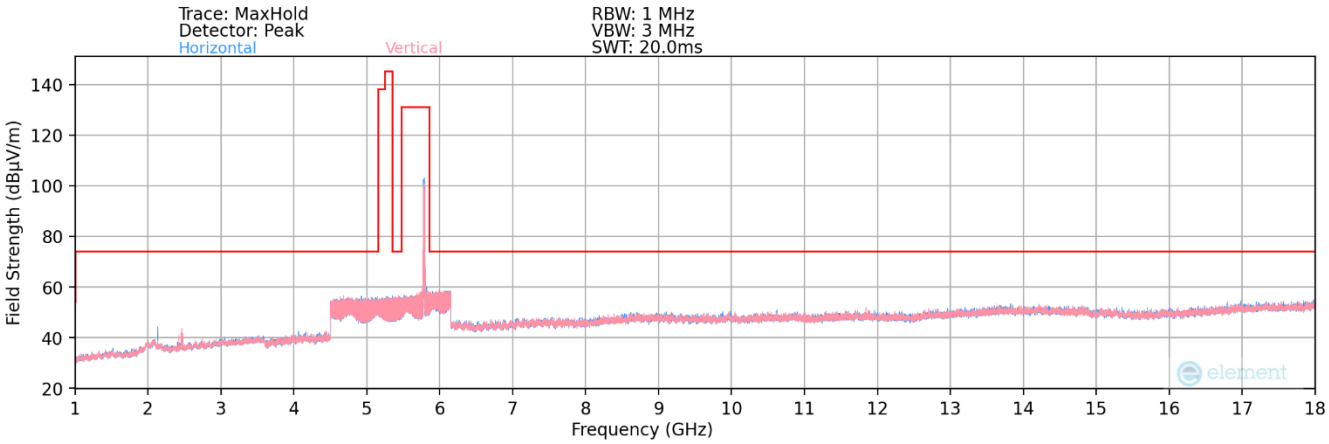

Plot 7-100. Radiated Spurious Plot above 1GHz MIMO (802.11ax – UNII 3 Ch. 157)

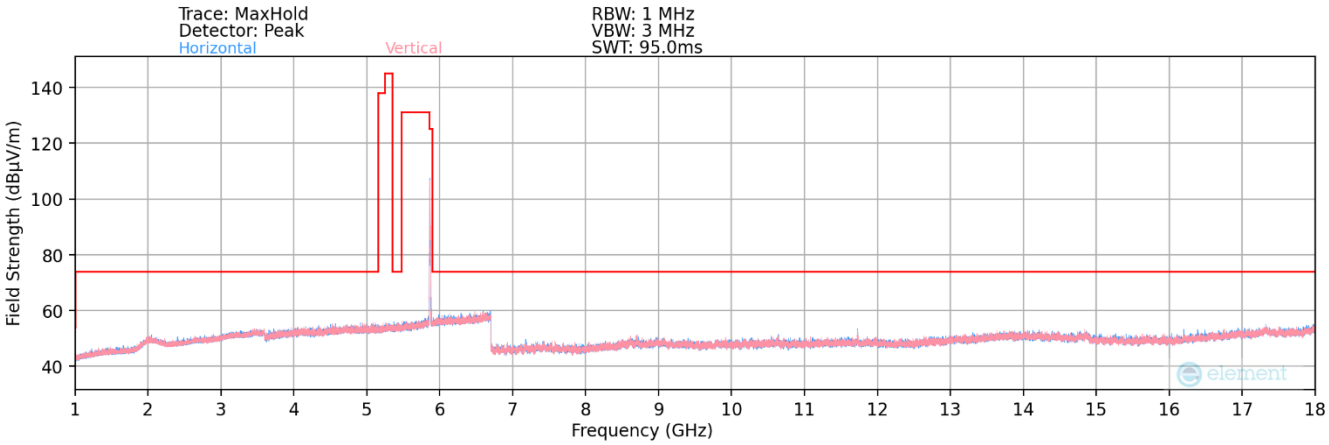

Plot 7-101. Radiated Spurious Plot above 1GHz MIMO (802.11ax – UNII 4 Ch. 173)

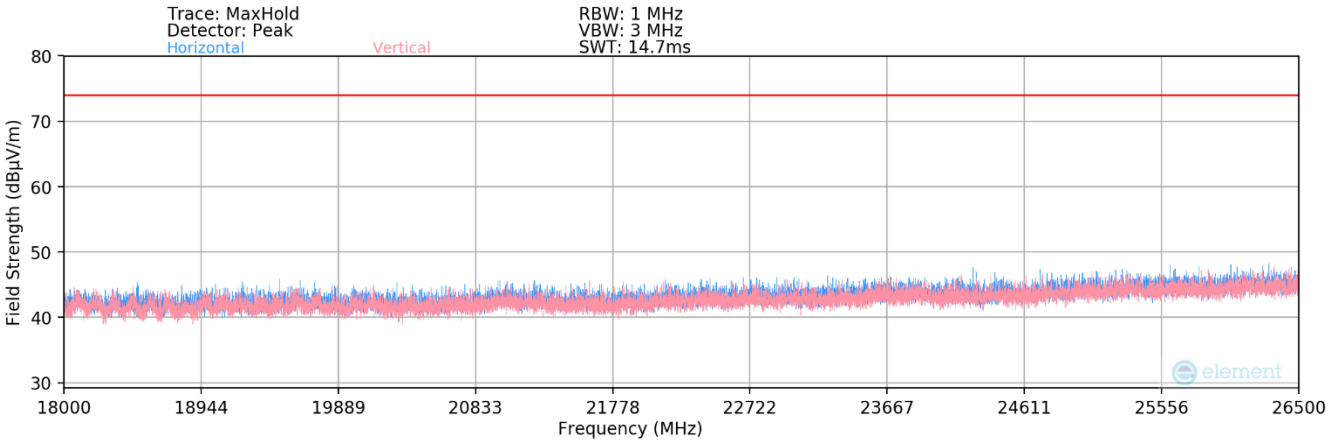

Plot 7-102. Radiated Spurious Plot 18GHz - 26.5GHz (802.11ax)

© 2026 ELEMENT V 11.3 5/14/2025
Unless otherwise specified, no part of this report may be reproduced or utilized in any part, form or by any means, electronic or mechanical, including photocopying and microfilm, without written permission from Element. If you have any questions about this or have an inquiry about obtaining additional rights to this report or assembly of contents thereof, please contact ct.info@element.com.

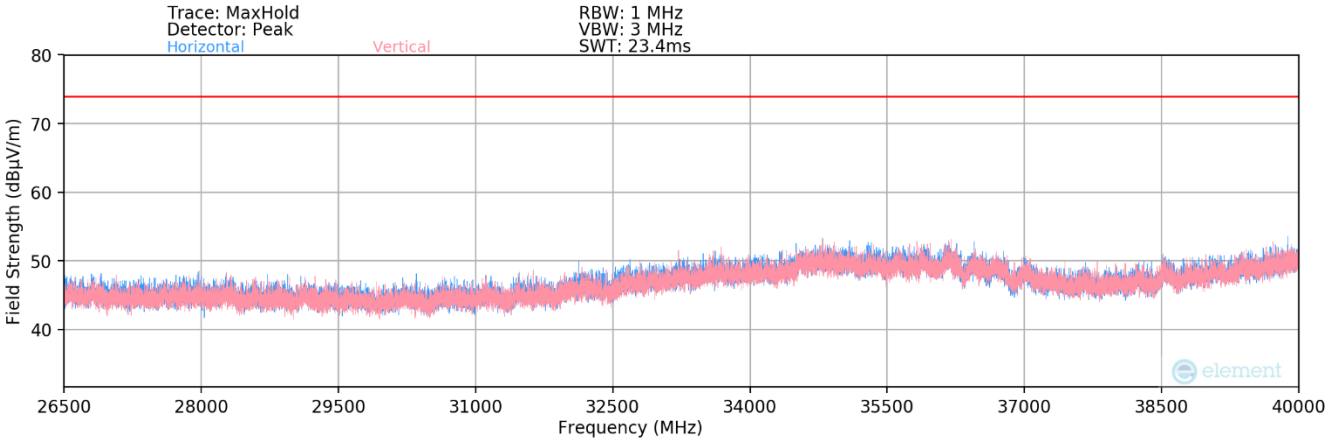

Plot 7-103. Radiated Spurious Plot 26.5GHz - 40GHz (802.11ax)

© 2026 ELEMENT V 11.3 5/14/2025

Unless otherwise specified, no part of this report may be reproduced or utilized in any part, form or by any means, electronic or mechanical, including photocopying and microfilm, without written permission from Element. If you have any questions about this or have an inquiry about obtaining additional rights to this report or assembly of contents thereof, please contact ct.info@element.com.

MIMO Radiated Spurious Emission Measurements (26 Tones) – UNII 1

Mode	Antenna	UNII Band	Channel	Test Channel Freq. [MHz]	RU Index	Restricted	Frequency [MHz]	Detector	Ant. Pol. [H/V]	Antenna Height [cm]	Turntable Azimuth [degree]	Analyzer Level [dBm]	AFCL [dB/m]	Distance Correction Factor [dB]	Field Strength [dBµV/m]	Limit [dBµV/m]	Margin [dB]
802.11ax	MIMO	1	36	5180	4		10360.00	Peak	V	234	331	-62.72	12.04	0.00	56.32	68.20	-11.88
						*	15540.00	Average	V	-	-	-81.57	14.08	0.00	39.51	53.98	-14.47
						*	15540.00	Peak	V	-	-	-69.97	14.08	0.00	51.11	73.98	-22.87
						*	20720.00	Average	V	-	-	-67.04	2.48	-9.54	32.91	53.98	-21.07
						*	20720.00	Peak	V	-	-	-56.25	2.48	-9.54	43.69	73.98	-30.28
							25900.00	Peak	V	-	-	-55.70	4.78	-9.54	46.55	68.20	-21.65
			40	5200	4		10400.00	Peak	V	139	338	-62.67	12.45	0.00	56.78	68.20	-11.42
						*	15600.00	Average	V	-	-	-82.53	14.12	0.00	38.59	53.98	-15.39
						*	15600.00	Peak	V	-	-	-69.94	14.12	0.00	51.18	73.98	-22.80
						*	20800.00	Average	V	-	-	-66.97	2.52	-9.54	33.01	53.98	-20.97
						*	20800.00	Peak	V	-	-	-55.63	2.52	-9.54	44.35	73.98	-29.63
							26000.00	Peak	V	-	-	-56.46	4.78	-9.54	45.79	68.20	-22.41
			48	5240	4		10480.00	Peak	V	140	336	-64.06	13.04	0.00	55.98	68.20	-12.22
						*	15720.00	Average	V	-	-	-81.77	14.52	0.00	39.75	53.98	-14.23
						*	15720.00	Peak	V	-	-	-68.74	14.52	0.00	52.78	73.98	-21.20
						*	20960.00	Average	V	-	-	-67.54	2.84	-9.54	32.75	53.98	-21.23
						*	20960.00	Peak	V	-	-	-56.75	2.84	-9.54	43.55	73.98	-30.43
							26200.00	Peak	V	-	-	-56.25	4.91	-9.54	46.13	68.20	-22.07

Table 7-29. Radiated Measurements MIMO (26 Tones)

MIMO Radiated Spurious Emission Measurements (26 Tones) – UNII 2A

Mode	Antenna	UNII Band	Channel	Test Channel Freq. [MHz]	RU Index	Restricted	Frequency [MHz]	Detector	Ant. Pol. [H/V]	Antenna Height [cm]	Turntable Azimuth [degree]	Analyzer Level [dBm]	AFCL [dB/m]	Distance Correction Factor [dB]	Field Strength [dBµV/m]	Limit [dBµV/m]	Margin [dB]
802.11ax	MIMO	2A	52	5260	4		10520.00	Peak	V	145	334	-63.59	13.01	0.00	56.42	68.20	-11.78
						*	15780.00	Average	V	-	-	-82.12	14.41	0.00	39.29	53.98	-14.69
						*	15780.00	Peak	V	-	-	-70.21	14.41	0.00	51.20	73.98	-22.78
						*	21040.00	Average	V	-	-	-66.58	2.92	-9.54	33.81	53.98	-20.17
						*	21040.00	Peak	V	-	-	-60.48	2.92	-9.54	39.91	73.98	-34.07
							26300.00	Peak	V	-	-	-56.83	4.91	-9.54	45.54	68.20	-22.66
			56	5280	4		10560.00	Peak	V	139	338	-63.44	12.82	0.00	56.38	68.20	-11.82
						*	15840.00	Average	V	-	-	-81.21	14.10	0.00	39.89	53.98	-14.09
						*	15840.00	Peak	V	-	-	-69.23	14.10	0.00	51.87	73.98	-22.11
						*	21120.00	Average	V	-	-	-66.46	2.87	-9.54	33.86	53.98	-20.11
						*	21120.00	Peak	V	-	-	-57.75	2.87	-9.54	42.58	73.98	-31.40
							26400.00	Peak	V	-	-	-56.36	4.85	-9.54	45.96	68.20	-22.24
			64	5320	4	*	10640.00	Average	V	131	335	-73.88	12.81	0.00	45.93	53.98	-8.05
						*	10640.00	Peak	V	131	335	-62.38	12.81	0.00	57.43	73.98	-16.55
						*	15960.00	Average	V	-	-	-82.56	15.15	0.00	39.59	53.98	-14.39
						*	15960.00	Peak	V	-	-	-70.51	15.15	0.00	51.64	73.98	-22.34
						*	21280.00	Average	V	-	-	-67.31	2.96	-9.54	33.11	53.98	-20.87
						*	21280.00	Peak	V	-	-	-56.77	2.96	-9.54	43.65	73.98	-30.33
							26600.00	Peak	V	-	-	-57.25	5.05	-9.54	45.26	68.20	-22.94

Table 7-30. Radiated Measurements MIMO (26 Tones)

© 2026 ELEMENT V 11.3 5/14/2025
Unless otherwise specified, no part of this report may be reproduced or utilized in any part, form or by any means, electronic or mechanical, including photocopying and microfilm, without written permission from Element. If you have any questions about this or have an inquiry about obtaining additional rights to this report or assembly of contents thereof, please contact ct.info@element.com.

MIMO Radiated Spurious Emission Measurements (26 Tones) – UNII 2C

Mode	Antenna	UNII Band	Channel	Test Channel Freq. [MHz]	RU Index	Restricted	Frequency [MHz]	Detector	Ant. Pol. [H/V]	Antenna Height [cm]	Turntable Azimuth [degree]	Analyzer Level [dBm]	AFCL [dB/m]	Distance Correction Factor [dB]	Field Strength [dBµV/m]	Limit [dBµV/m]	Margin [dB]
802.11ax	MIMO	2C	100	5500	4	*	11000.00	Average	V	126	338	-74.33	12.47	0.00	45.14	53.98	-8.84
						*	11000.00	Peak	V	126	338	-62.04	12.47	0.00	57.43	73.98	-16.55
							16500.00	Peak	V	-	-	-69.88	15.62	-9.54	43.20	68.20	-25.00
							22000.00	Peak	V	-	-	-56.54	3.01	-9.54	43.93	68.20	-24.27
							27500.00	Peak	V	-	-	-55.27	5.00	-9.54	47.19	68.20	-21.01
			120	5600	4	*	11200.00	Average	V	143	39	-76.97	12.60	0.00	42.63	53.98	-11.35
						*	11200.00	Peak	V	143	39	-65.13	12.60	0.00	54.47	73.98	-19.51
							16800.00	Peak	V	-	-	-69.91	16.11	0.00	53.20	68.20	-15.00
						*	22400.00	Average	V	-	-	-66.42	3.44	-9.54	34.48	53.98	-19.50
						*	22400.00	Peak	V	-	-	-56.79	3.44	-9.54	44.11	73.98	-29.87
							28000.00	Peak	V	-	-	-56.25	5.31	-9.54	46.52	68.20	-21.68
			144	5720	4	*	11440.00	Average	V	127	6	-77.83	13.48	0.00	42.65	53.98	-11.33
						*	11440.00	Peak	V	127	6	-66.33	13.48	0.00	54.15	73.98	-19.83
							17160.00	Peak	V	-	-	-70.09	16.71	0.00	53.62	68.20	-14.58
						*	22880.00	Average	V	-	-	-66.46	3.60	-9.54	34.60	53.98	-19.38
						*	22880.00	Peak	V	-	-	-57.49	3.60	-9.54	43.58	73.98	-30.40
							28600.00	Peak	V	-	-	-56.45	5.30	-9.54	46.32	68.20	-21.88

Table 7-31. Radiated Measurements MIMO (26 Tones)

MIMO Radiated Spurious Emission Measurements (26 Tones) – UNII 3

Mode	Antenna	UNII Band	Channel	Test Channel Freq. [MHz]	RU Index	Restricted	Frequency [MHz]	Detector	Ant. Pol. [H/V]	Antenna Height [cm]	Turntable Azimuth [degree]	Analyzer Level [dBm]	AFCL [dB/m]	Distance Correction Factor [dB]	Field Strength [dBµV/m]	Limit [dBµV/m]	Margin [dB]
802.11ax	MIMO	3	149	5745	4	*	11490.00	Average	V	133	6	-76.68	13.01	0.00	43.33	53.98	-10.65
						*	11490.00	Peak	V	133	6	-64.89	13.01	0.00	55.12	73.98	-18.86
							17235.00	Peak	V	-	-	-69.33	16.91	0.00	54.58	68.20	-13.62
						*	22980.00	Average	V	-	-	-67.55	3.63	-9.54	33.54	53.98	-20.44
						*	22980.00	Peak	V	-	-	-56.61	3.63	-9.54	44.48	73.98	-29.50
							28725.00	Peak	V	-	-	-56.67	5.24	-9.54	46.03	68.20	-22.17
			157	5785	4	*	11570.00	Average	V	122	1	-75.00	13.03	0.00	45.03	53.98	-8.95
						*	11570.00	Peak	V	122	1	-64.11	13.03	0.00	55.92	73.98	-18.06
							17355.00	Peak	V	-	-	-70.79	17.67	0.00	53.88	68.20	-14.32
							23140.00	Peak	V	-	-	-57.06	3.75	-9.54	44.15	68.20	-24.05
							28925.00	Peak	V	-	-	-57.10	5.12	-9.54	45.48	68.20	-22.72
			165	5825	4	*	11650.00	Average	V	190	0	-76.46	13.41	0.00	43.95	53.98	-10.03
						*	11650.00	Peak	V	190	0	-65.69	13.41	0.00	54.72	73.98	-19.26
							17475.00	Peak	V	-	-	-70.23	16.84	0.00	53.61	68.20	-14.59
							23300.00	Peak	V	-	-	-56.85	3.73	-9.54	44.34	68.20	-23.86
							29125.00	Peak	V	-	-	-57.27	5.23	-9.54	45.42	68.20	-22.78

Table 7-32. Radiated Measurements MIMO (26 Tones)

© 2026 ELEMENT V 11.3 5/14/2025
Unless otherwise specified, no part of this report may be reproduced or utilized in any part, form or by any means, electronic or mechanical, including photocopying and microfilm, without written permission from Element. If you have any questions about this or have an inquiry about obtaining additional rights to this report or assembly of contents thereof, please contact ct.info@element.com.

MIMO Radiated Spurious Emission Measurements (26 Tones) – UNII 4

Mode	Antenna	UNII Band	Channel	Test Channel Freq. [MHz]	RU Index	Restricted	Frequency [MHz]	Detector	Ant. Pol. [H/V]	Antenna Height [cm]	Turntable Azimuth [degree]	Analyzer Level [dBm]	AFCL [dB/m]	Distance Correction Factor [dB]	Field Strength [dBµV/m]	Limit [dBµV/m]	Margin [dB]
802.11ax	MIMO	4	169	5845	4	*	11690.00	Average	V	128	5	-75.50	13.27	0.00	44.77	53.98	-9.21
						*	11690.00	Peak	V	128	5	-63.31	13.27	0.00	56.96	73.98	-17.02
							17535.00	Peak	V	-	-	-69.57	17.37	0.00	54.80	68.20	-13.40
							23380.00	Peak	V	-	-	-55.48	3.80	-9.54	45.78	68.20	-22.42
							29225.00	Peak	V	-	-	-56.11	5.22	-9.54	46.57	68.20	-21.63
			173	5865	4	*	11730.00	Average	V	248	1	-77.16	14.39	0.00	44.23	53.98	-9.75
						*	11730.00	Peak	V	248	1	-66.31	14.39	0.00	55.08	73.98	-18.90
							17595.00	Peak	V	-	-	-69.51	17.00	0.00	54.49	68.20	-13.71
							23460.00	Peak	V	-	-	-56.07	3.86	-9.54	45.25	68.20	-22.95
							29325.00	Peak	V	-	-	-56.57	5.14	-9.54	46.04	68.20	-22.16
			177	5885	4	*	11770.00	Average	V	141	5	-78.50	13.93	0.00	42.43	53.98	-11.55
						*	11770.00	Peak	V	141	5	-66.91	13.93	0.00	54.02	73.98	-19.96
							17655.00	Peak	V	-	-	-70.07	16.89	0.00	53.82	68.20	-14.38
							23540.00	Peak	V	-	-	-56.05	4.01	-9.54	45.42	68.20	-22.78
							29425.00	Peak	V	-	-	-56.84	5.11	-9.54	45.73	68.20	-22.47

Table 7-33. Radiated Measurements MIMO (26 Tones)

© 2026 ELEMENT V 11.3 5/14/2025

Unless otherwise specified, no part of this report may be reproduced or utilized in any part, form or by any means, electronic or mechanical, including photocopying and microfilm, without written permission from Element. If you have any questions about this or have an inquiry about obtaining additional rights to this report or assembly of contents thereof, please contact ct.info@element.com.

7.6.2 MIMO Radiated Spurious Emission Measurements (242 Tones)

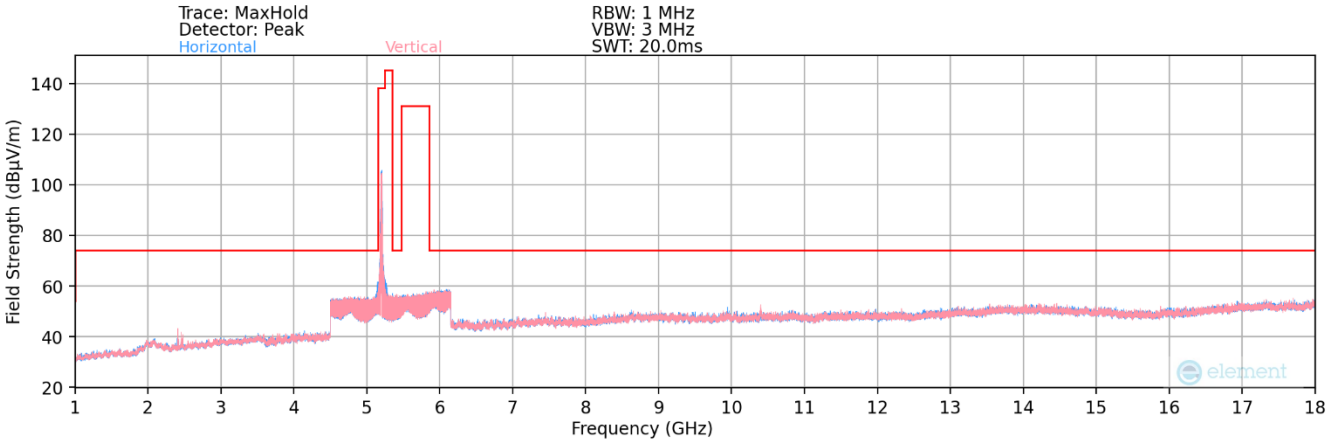

Plot 7-104. Radiated Spurious Plot above 1GHz MIMO (802.11ax – UNII 1 Ch. 40)

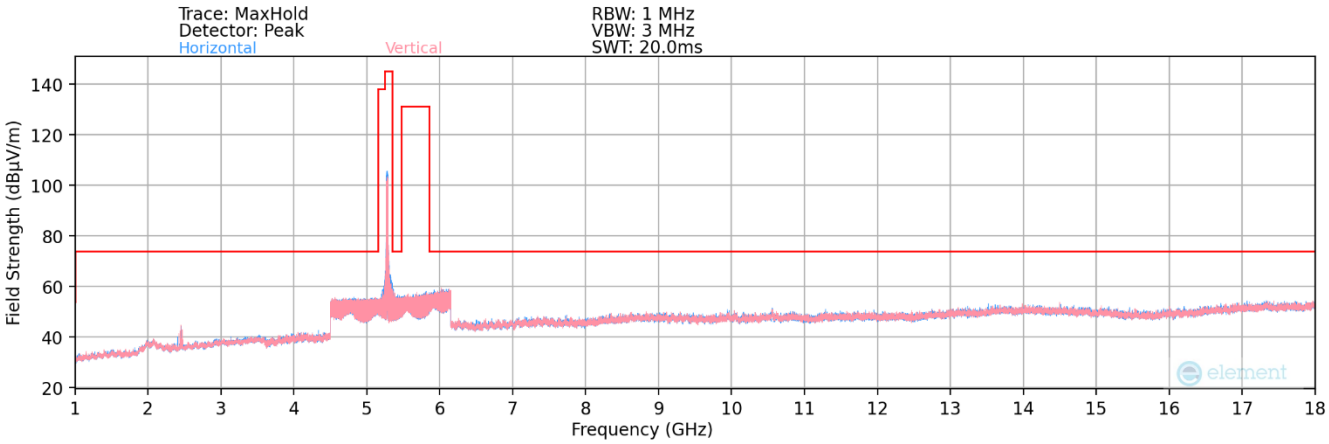

Plot 7-105. Radiated Spurious Plot above 1GHz MIMO (802.11ax – UNII 2A Ch. 56)

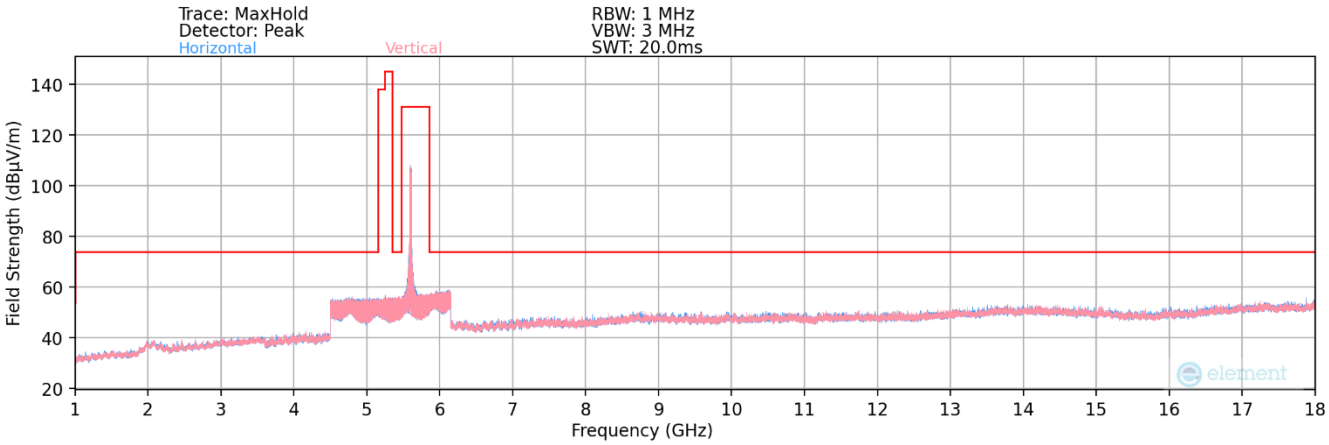

Plot 7-106. Radiated Spurious Plot above 1GHz MIMO (802.11ax – UNII 2C Ch. 120)

© 2026 ELEMENT V 11.3 5/14/2025
Unless otherwise specified, no part of this report may be reproduced or utilized in any part, form or by any means, electronic or mechanical, including photocopying and microfilm, without written permission from Element. If you have any questions about this or have an inquiry about obtaining additional rights to this report or assembly of contents thereof, please contact ct.info@element.com.

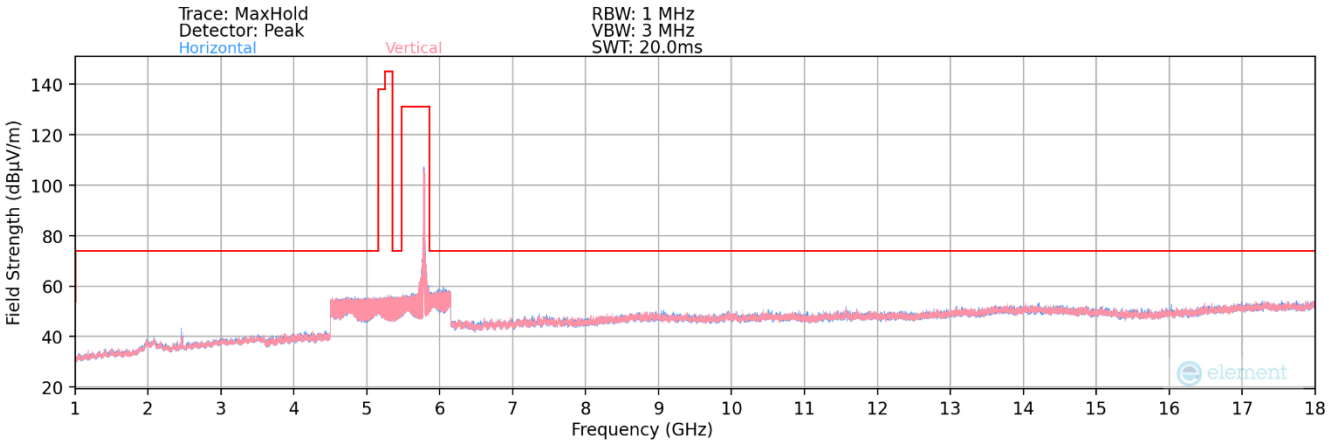

Plot 7-107. Radiated Spurious Plot above 1GHz MIMO (802.11ax – UNII 3 Ch. 157)

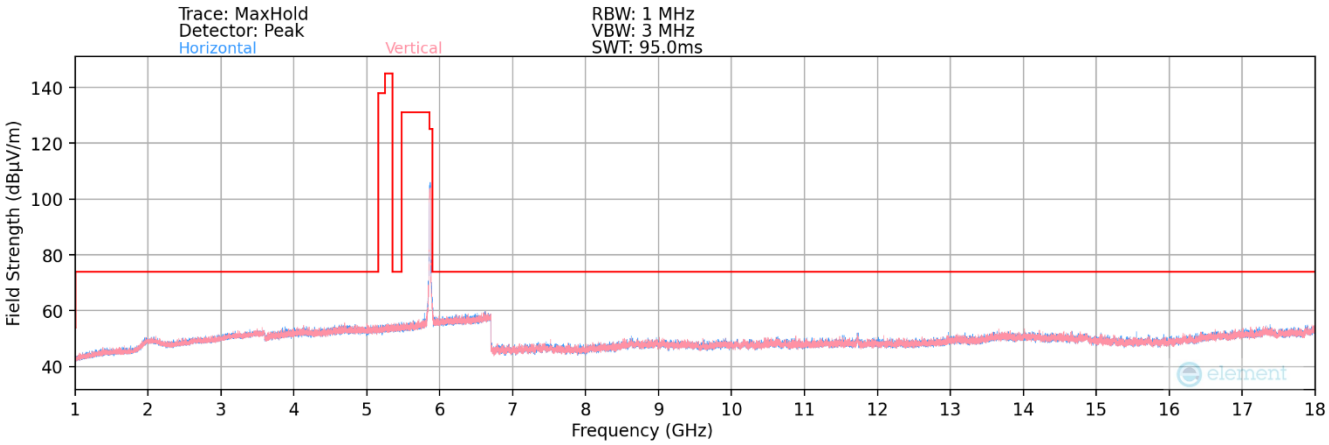

Plot 7-108. Radiated Spurious Plot above 1GHz MIMO (802.11ax – UNII 4 Ch. 173)

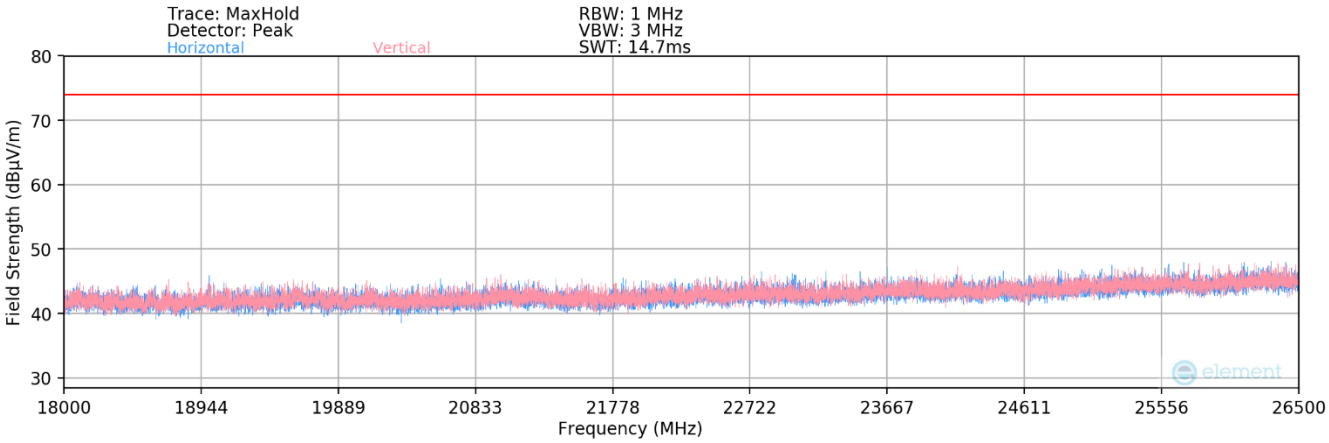

Plot 7-109. Radiated Spurious Plot 18GHz - 26.5GHz (802.11ax)

© 2026 ELEMENT V 11.3 5/14/2025
Unless otherwise specified, no part of this report may be reproduced or utilized in any part, form or by any means, electronic or mechanical, including photocopying and microfilm, without written permission from Element. If you have any questions about this or have an inquiry about obtaining additional rights to this report or assembly of contents thereof, please contact ct.info@element.com.

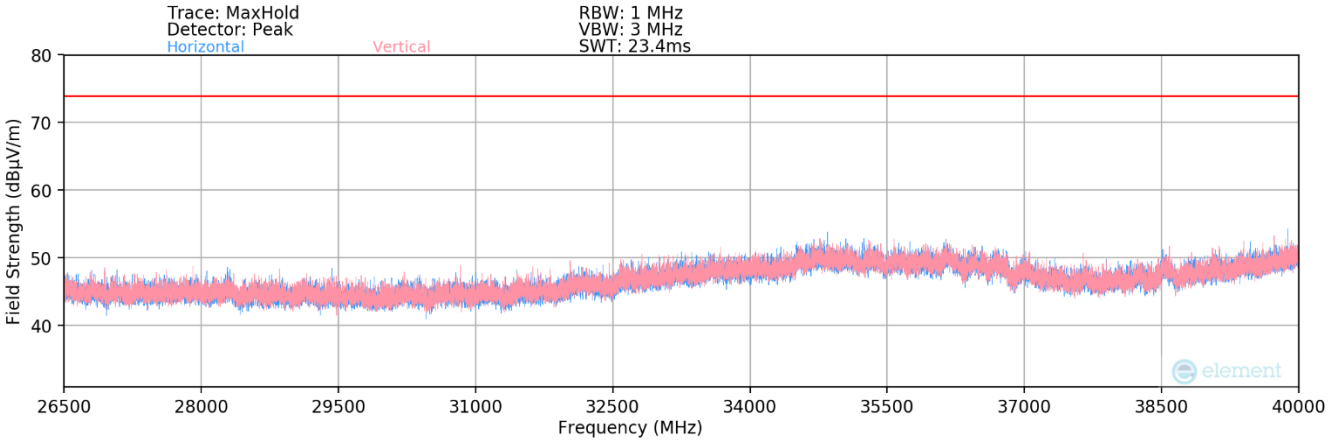

Plot 7-110. Radiated Spurious Plot 26.5GHz - 40GHz (802.11ax)

© 2026 ELEMENT V 11.3 5/14/2025

Unless otherwise specified, no part of this report may be reproduced or utilized in any part, form or by any means, electronic or mechanical, including photocopying and microfilm, without written permission from Element. If you have any questions about this or have an inquiry about obtaining additional rights to this report or assembly of contents thereof, please contact ct.info@element.com.

MIMO Radiated Spurious Emission Measurements (242 Tones) – UNII 1

Mode	Antenna	UNII Band	Channel	Test Channel Freq. [MHz]	RU Index	Restricted	Frequency [MHz]	Detector	Ant. Pol. [H/V]	Antenna Height [cm]	Turntable Azimuth [degree]	Analyzer Level [dBm]	AFCL [dB/m]	Distance Correction Factor [dB]	Field Strength [dBµV/m]	Limit [dBµV/m]	Margin [dB]
802.11ax	MIMO	1	36	5180	61		10360.00	Peak	V	156	332	-63.96	12.04	0.00	55.08	68.20	-13.12
						*	15540.00	Average	V	-	-	-81.00	14.08	0.00	40.08	53.98	-13.90
						*	15540.00	Peak	V	-	-	-69.05	14.08	0.00	52.03	73.98	-21.95
						*	20720.00	Average	V	-	-	-66.67	2.48	-9.54	33.28	53.98	-20.70
						*	20720.00	Peak	V	-	-	-60.37	2.48	-9.54	39.57	73.98	-34.41
							25900.00	Peak	V	-	-	-56.77	4.78	-9.54	45.48	68.20	-22.72
			40	5200	61		10400.00	Peak	V	165	333	-63.71	12.45	0.00	55.74	68.20	-12.46
						*	15600.00	Average	V	-	-	-81.58	14.12	0.00	39.54	53.98	-14.44
						*	15600.00	Peak	V	-	-	-69.56	14.12	0.00	51.56	73.98	-22.42
						*	20800.00	Average	V	-	-	-65.99	2.52	-9.54	33.99	53.98	-19.99
						*	20800.00	Peak	V	-	-	-58.16	2.52	-9.54	41.82	73.98	-32.16
							26000.00	Peak	V	-	-	-56.43	4.78	-9.54	45.81	68.20	-22.39
			48	5240	61		10480.00	Peak	V	160	334	-63.89	13.04	0.00	56.15	68.20	-12.05
						*	15720.00	Average	V	-	-	-81.92	14.52	0.00	39.60	53.98	-14.38
						*	15720.00	Peak	V	-	-	-69.18	14.52	0.00	52.34	73.98	-21.64
						*	20960.00	Average	V	-	-	-69.29	2.84	-9.54	31.01	53.98	-22.97
						*	20960.00	Peak	V	-	-	-58.48	2.84	-9.54	41.82	73.98	-32.16
							26200.00	Peak	V	-	-	-61.97	4.91	-9.54	40.40	68.20	-27.80

Table 7-34. Radiated Measurements MIMO (242 Tones)

MIMO Radiated Spurious Emission Measurements (242 Tones) – UNII 2A

Mode	Antenna	UNII Band	Channel	Test Channel Freq. [MHz]	RU Index	Restricted	Frequency [MHz]	Detector	Ant. Pol. [H/V]	Antenna Height [cm]	Turntable Azimuth [degree]	Analyzer Level [dBm]	AFCL [dB/m]	Distance Correction Factor [dB]	Field Strength [dBµV/m]	Limit [dBµV/m]	Margin [dB]
802.11ax	MIMO	2A	52	5260	61		10520.00	Peak	V	125	10	-61.88	8.04	0.00	53.16	68.20	-15.04
						*	15780.00	Average	V	-	-	-77.47	8.85	0.00	38.38	53.98	-15.60
						*	15780.00	Peak	V	-	-	-65.63	8.85	0.00	50.22	73.98	-23.76
						*	21040.00	Average	V	-	-	-75.98	2.92	-9.54	24.41	53.98	-29.57
						*	21040.00	Peak	V	-	-	-64.91	2.92	-9.54	35.48	73.98	-38.50
							26300.00	Peak	V	-	-	-69.36	4.91	-9.54	33.01	68.20	-35.19
			56	5280	61		10560.00	Peak	V	117	14	-61.22	7.52	0.00	53.30	68.20	-14.90
						*	15840.00	Average	V	-	-	-77.67	8.96	0.00	38.29	53.98	-15.69
						*	15840.00	Peak	V	-	-	-65.43	8.96	0.00	50.53	73.98	-23.45
						*	21120.00	Average	V	-	-	-79.71	2.87	-9.54	20.62	53.98	-33.36
						*	21120.00	Peak	V	-	-	-72.00	2.87	-9.54	28.33	73.98	-45.65
							26400.00	Peak	V	-	-	-71.05	4.85	-9.54	31.26	68.20	-36.94
			64	5320	61	*	10640.00	Average	V	113	5	-73.98	7.65	0.00	40.67	53.98	-13.31
						*	10640.00	Peak	V	113	5	-61.12	7.65	0.00	53.53	73.98	-20.45
						*	15960.00	Average	V	113	46	-71.42	8.91	0.00	44.49	53.98	-9.49
						*	15960.00	Peak	V	113	46	-55.74	8.91	0.00	60.17	73.98	-13.81
						*	21280.00	Average	V	-	-	-66.57	2.96	-9.54	33.85	53.98	-20.13
						*	21280.00	Peak	V	-	-	-57.32	2.96	-9.54	43.11	73.98	-30.87
							26600.00	Peak	V	-	-	-56.81	5.05	-9.54	45.70	68.20	-22.50

Table 7-35. Radiated Measurements MIMO (242 Tones)

© 2026 ELEMENT V 11.3 5/14/2025
Unless otherwise specified, no part of this report may be reproduced or utilized in any part, form or by any means, electronic or mechanical, including photocopying and microfilm, without written permission from Element. If you have any questions about this or have an inquiry about obtaining additional rights to this report or assembly of contents thereof, please contact ct.info@element.com.

MIMO Radiated Spurious Emission Measurements (242 Tones) – UNII 2C

Mode	Antenna	UNII Band	Channel	Test Channel Freq. [MHz]	RU Index	Restricted	Frequency [MHz]	Detector	Ant. Pol. [H/V]	Antenna Height [cm]	Turntable Azimuth [degree]	Analyzer Level [dBm]	AFCL [dB/m]	Distance Correction Factor [dB]	Field Strength [dBµV/m]	Limit [dBµV/m]	Margin [dB]
802.11ax	MIMO	2C	100	5500	61	*	11000.00	Average	V	145	3	-74.90	8.27	0.00	40.37	53.98	-13.61
						*	11000.00	Peak	V	145	3	-62.33	8.27	0.00	52.94	73.98	-21.04
							16500.00	Peak	V	-	-	-65.85	9.57	-9.54	41.18	68.20	-27.02
							22000.00	Peak	V	-	-	-56.87	3.01	-9.54	43.60	68.20	-24.60
							27500.00	Peak	V	-	-	-55.51	5.00	-9.54	46.95	68.20	-21.25
			120	5600	61	*	11200.00	Average	V	135	78	-76.07	8.47	0.00	39.40	53.98	-14.58
						*	11200.00	Peak	V	135	78	-63.07	8.47	0.00	52.40	73.98	-21.58
							16800.00	Peak	V	-	-	-65.80	10.15	0.00	51.35	68.20	-16.85
						*	22400.00	Average	V	-	-	-66.59	3.44	-9.54	34.31	53.98	-19.67
						*	22400.00	Peak	V	-	-	-58.70	3.44	-9.54	42.20	73.98	-31.78
							28000.00	Peak	V	-	-	-56.68	5.31	-9.54	46.09	68.20	-22.11
			144	5720	61	*	11440.00	Average	V	380	41	-76.64	8.87	0.00	39.23	53.98	-14.75
						*	11440.00	Peak	V	380	41	-64.37	8.87	0.00	51.50	73.98	-22.48
							17160.00	Peak	V	138	20	-62.96	11.37	0.00	55.41	68.20	-12.79
						*	22880.00	Average	V	-	-	-66.61	3.60	-9.54	34.45	53.98	-19.53
						*	22880.00	Peak	V	-	-	-58.89	3.60	-9.54	42.18	73.98	-31.80
							28600.00	Peak	V	-	-	-56.69	5.30	-9.54	46.08	68.20	-22.12

Table 7-36. Radiated Measurements MIMO (242 Tones)

MIMO Radiated Spurious Emission Measurements (242 Tones) – UNII 3

Mode	Antenna	UNII Band	Channel	Test Channel Freq. [MHz]	RU Index	Restricted	Frequency [MHz]	Detector	Ant. Pol. [H/V]	Antenna Height [cm]	Turntable Azimuth [degree]	Analyzer Level [dBm]	AFCL [dB/m]	Distance Correction Factor [dB]	Field Strength [dBµV/m]	Limit [dBµV/m]	Margin [dB]
802.11ax	MIMO	3	149	5745	61	*	11490.00	Average	V	252	37	-75.90	8.68	0.00	39.78	53.98	-14.20
						*	11490.00	Peak	V	252	37	-63.17	8.68	0.00	52.51	73.98	-21.47
							17235.00	Peak	V	-	-	-65.28	11.54	0.00	53.26	68.20	-14.94
						*	22980.00	Average	V	-	-	-67.10	3.63	-9.54	33.98	53.98	-20.00
						*	22980.00	Peak	V	-	-	-59.46	3.63	-9.54	41.63	73.98	-32.35
							28725.00	Peak	V	-	-	-56.56	5.24	-9.54	46.14	68.20	-22.06
			157	5785	61	*	11570.00	Average	V	225	41	-75.01	8.86	0.00	40.85	53.98	-13.13
						*	11570.00	Peak	V	225	41	-61.77	8.86	0.00	54.09	73.98	-19.89
							17355.00	Peak	V	-	-	-65.48	12.31	0.00	53.83	68.20	-14.37
							23140.00	Peak	V	-	-	-56.46	3.75	-9.54	44.75	68.20	-23.45
							28925.00	Peak	V	-	-	-57.24	5.12	-9.54	45.34	68.20	-22.86
			165	5825	61	*	11650.00	Average	V	236	40	-75.38	9.02	0.00	40.64	53.98	-13.34
						*	11650.00	Peak	V	236	40	-62.61	9.02	0.00	53.41	73.98	-20.57
							17475.00	Peak	V	-	-	-65.86	13.45	0.00	54.59	68.20	-13.61
							23300.00	Peak	V	-	-	-56.64	3.73	-9.54	44.55	68.20	-23.65
							29125.00	Peak	V	-	-	-57.49	5.23	-9.54	45.20	68.20	-23.00

Table 7-37. Radiated Measurements MIMO (242 Tones)

© 2026 ELEMENT V 11.3 5/14/2025

Unless otherwise specified, no part of this report may be reproduced or utilized in any part, form or by any means, electronic or mechanical, including photocopying and microfilm, without written permission from Element. If you have any questions about this or have an inquiry about obtaining additional rights to this report or assembly of contents thereof, please contact ct.info@element.com.

MIMO Radiated Spurious Emission Measurements (242 Tones) – UNII 4

Mode	Antenna	UNII Band	Channel	Test Channel Freq. [MHz]	RU Index	Restricted	Frequency [MHz]	Detector	Ant. Pol. [H/V]	Antenna Height [cm]	Turntable Azimuth [degree]	Analyzer Level [dBm]	AFCL [dB/m]	Distance Correction Factor [dB]	Field Strength [dBµV/m]	Limit [dBµV/m]	Margin [dB]
802.11ax	MIMO	4	169	5845	61	*	11690.00	Average	V	180	40	-76.00	9.35	0.00	40.35	53.98	-13.63
						*	11690.00	Peak	V	180	40	-62.55	9.35	0.00	53.80	73.98	-20.18
							17535.00	Peak	V	-	-	-66.19	14.13	0.00	54.94	68.20	-13.26
							23380.00	Peak	V	-	-	-56.27	3.80	-9.54	45.00	68.20	-23.20
							29225.00	Peak	V	-	-	-56.57	5.22	-9.54	46.11	68.20	-22.09
			173	5865	61	*	11730.00	Average	V	360	37	-75.73	9.85	0.00	41.12	53.98	-12.86
						*	11730.00	Peak	V	360	37	-62.35	9.85	0.00	54.50	73.98	-19.48
							17595.00	Peak	V	-	-	-66.72	14.67	0.00	54.95	68.20	-13.25
							23460.00	Peak	V	-	-	-56.29	3.86	-9.54	45.04	68.20	-23.16
							29325.00	Peak	V	-	-	-56.42	5.14	-9.54	46.18	68.20	-22.02
			177	5885	61	*	11770.00	Average	V	252	40	-75.28	9.95	0.00	41.67	53.98	-12.31
						*	11770.00	Peak	V	252	40	-61.87	9.95	0.00	55.08	73.98	-18.90
							17655.00	Peak	V	-	-	-66.19	14.96	0.00	55.77	68.20	-12.43
							23540.00	Peak	V	-	-	-56.49	4.01	-9.54	44.98	68.20	-23.22
							29425.00	Peak	V	-	-	-57.07	5.11	-9.54	45.50	68.20	-22.70

Table 7-38. Radiated Measurements MIMO (242 Tones)

© 2026 ELEMENT V 11.3 5/14/2025

Unless otherwise specified, no part of this report may be reproduced or utilized in any part, form or by any means, electronic or mechanical, including photocopying and microfilm, without written permission from Element. If you have any questions about this or have an inquiry about obtaining additional rights to this report or assembly of contents thereof, please contact ct.info@element.com.

7.6.3 MIMO Radiated Band Edge Measurements (20MHz BW – Partial Tone – 106T)

Worst Case Mode:	802.11ax
Worst Case Transfer Rate:	MCS0
RU Index:	53
Distance of Measurements:	3 Meters
Operating Frequency:	5180MHz
Channel:	36

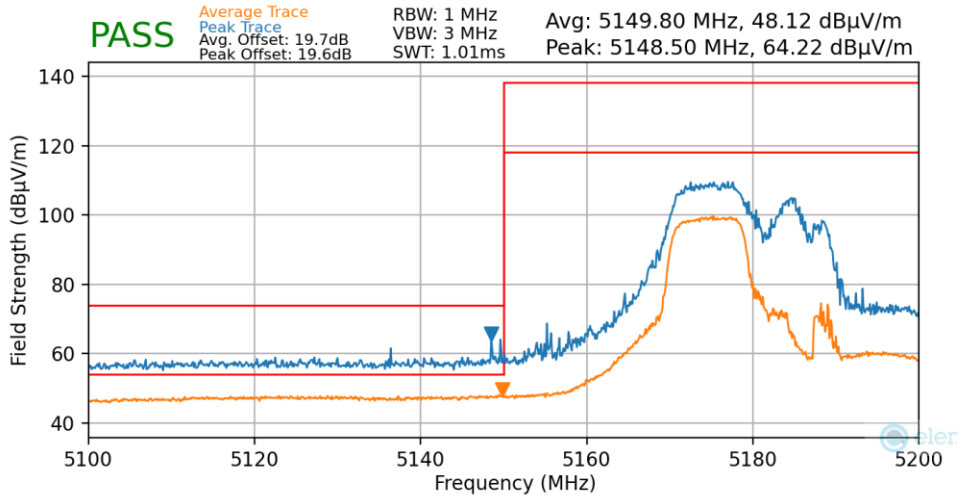

Plot 7-111. Radiated Lower Band Edge Plot MIMO (Average & Peak – UNII Band 1 – 106 Tones)

Worst Case Mode:	802.11ax
Worst Case Transfer Rate:	MCS0
RU Index:	54
Distance of Measurements:	3 Meters
Operating Frequency:	5320MHz
Channel:	64

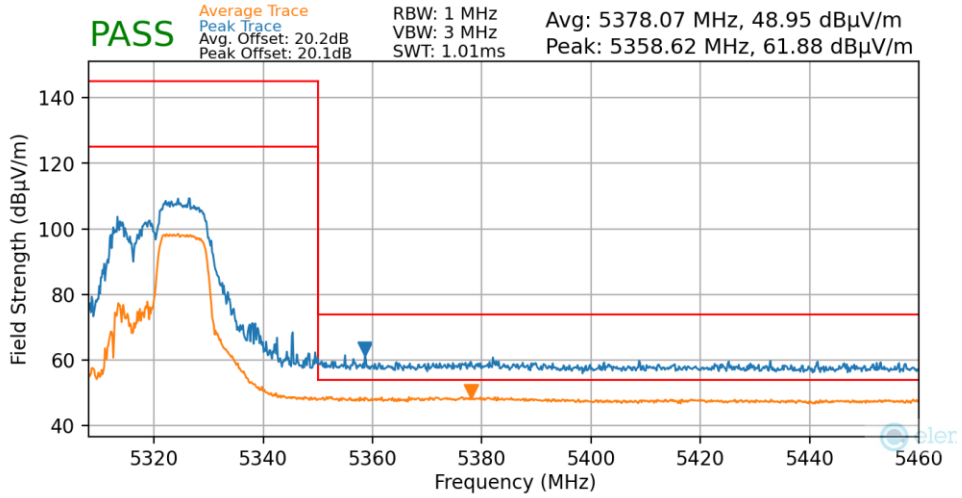

Plot 7-112. Radiated Upper Band Edge Plot MIMO (Average & Peak – UNII Band 2A – 106 Tones)

© 2026 ELEMENT V 11.3 5/14/2025
Unless otherwise specified, no part of this report may be reproduced or utilized in any part, form or by any means, electronic or mechanical, including photocopying and microfilm, without written permission from Element. If you have any questions about this or have an inquiry about obtaining additional rights to this report or assembly of contents thereof, please contact ct.info@element.com.

Worst Case Mode:	802.11ax
Worst Case Transfer Rate:	MCS0
RU Index:	53
Distance of Measurements:	3 Meters
Operating Frequency:	5500MHz
Channel:	100

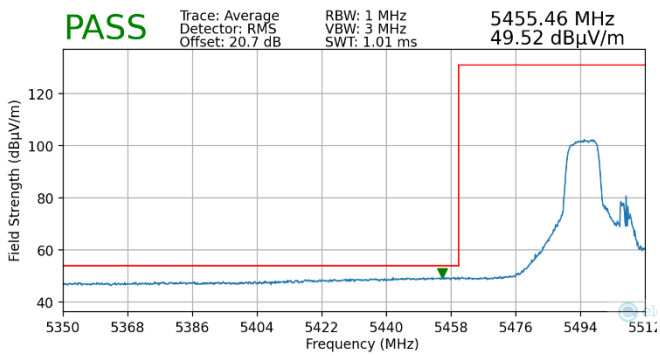

Plot 7-113. Radiated Lower Band Edge Plot MIMO (Average – UNII Band 2C)

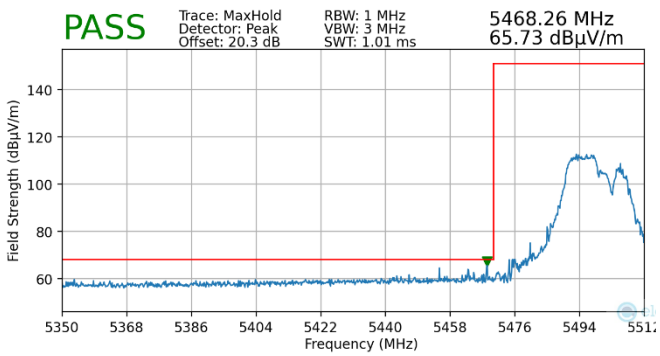

Plot 7-114. Radiated Lower Band Edge Plot MIMO (Peak – UNII Band 2C)

Worst Case Mode:	802.11ax
Worst Case Transfer Rate:	MCS0
RU Index:	54
Distance of Measurements:	3 Meters
Operating Frequency:	5825MHz
Channel:	165

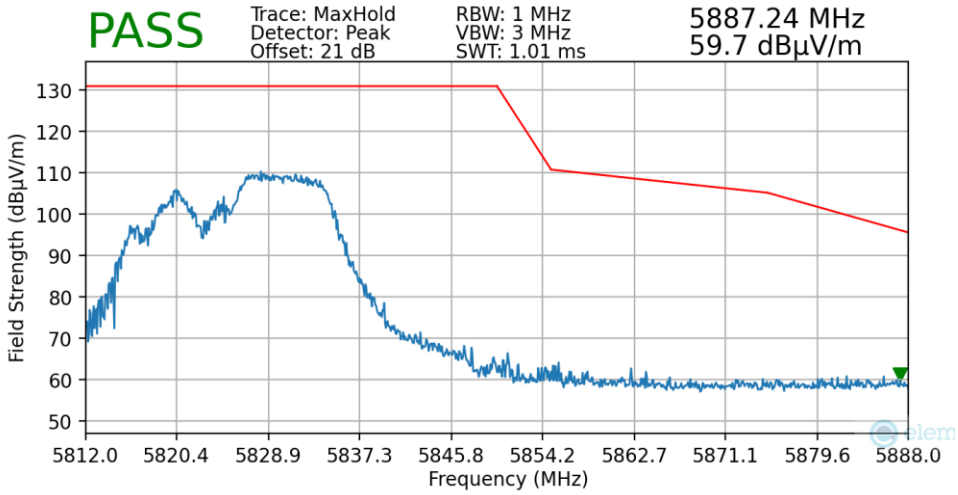

Plot 7-115. Radiated Upper Band Edge Plot MIMO (Peak – UNII Band 3 – 106 Tones)

© 2026 ELEMENT V 11.3 5/14/2025
Unless otherwise specified, no part of this report may be reproduced or utilized in any part, form or by any means, electronic or mechanical, including photocopying and microfilm, without written permission from Element. If you have any questions about this or have an inquiry about obtaining additional rights to this report or assembly of contents thereof, please contact ct.info@element.com.

Worst Case Mode:	802.11ax
Worst Case Transfer Rate:	MCS0
RU Index:	53
Distance of Measurements:	3 Meters
Operating Frequency:	5845MHz
Channel:	169

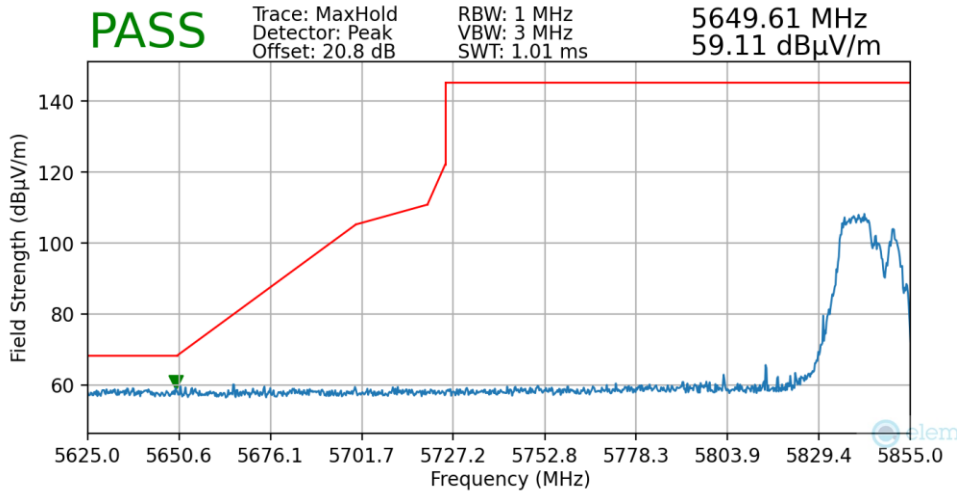

Plot 7-116. Radiated Lower Band Edge Plot MIMO (Peak – UNII Band 4 – 106 Tones)

Worst Case Mode:	802.11ax
Worst Case Transfer Rate:	MCS0
RU Index:	54
Distance of Measurements:	3 Meters
Operating Frequency:	5885MHz
Channel:	177

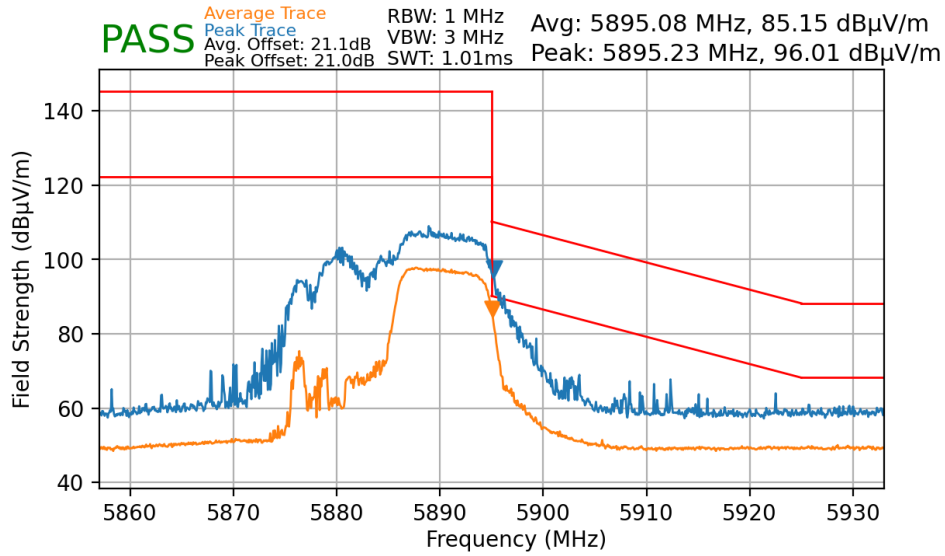

Plot 7-117. Radiated Upper Band Edge Plot MIMO (Average & Peak – UNII Band 4 – 106 Tones)

© 2026 ELEMENT V 11.3 5/14/2025
Unless otherwise specified, no part of this report may be reproduced or utilized in any part, form or by any means, electronic or mechanical, including photocopying and microfilm, without written permission from Element. If you have any questions about this or have an inquiry about obtaining additional rights to this report or assembly of contents thereof, please contact ct.info@element.com.

7.6.4 MIMO Radiated Band Edge Measurements (20MHz BW – Full Tone – 242T)

Worst Case Mode:	802.11ax
Worst Case Transfer Rate:	MCS0
RU Index:	61
Distance of Measurements:	3 Meters
Operating Frequency:	5180MHz
Channel:	36

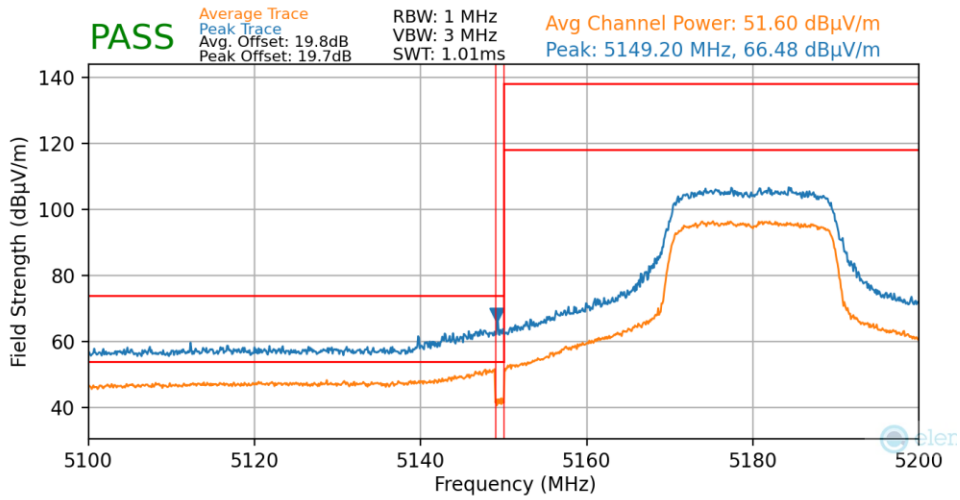

Plot 7-118. Radiated Lower Band Edge Plot MIMO (Average & Peak – UNII Band 1 – 242 Tones)

Worst Case Mode:	802.11ax
Worst Case Transfer Rate:	MCS0
RU Index:	61
Distance of Measurements:	3 Meters
Operating Frequency:	5320MHz
Channel:	64

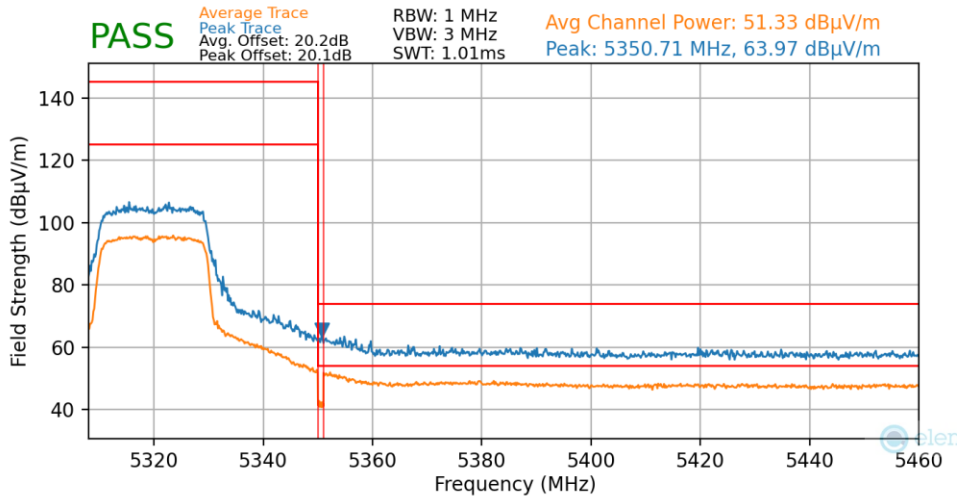

Plot 7-119. Radiated Upper Band Edge Plot MIMO (Average & Peak – UNII Band 2A – 242 Tones)

© 2026 ELEMENT V 11.3 5/14/2025
Unless otherwise specified, no part of this report may be reproduced or utilized in any part, form or by any means, electronic or mechanical, including photocopying and microfilm, without written permission from Element. If you have any questions about this or have an inquiry about obtaining additional rights to this report or assembly of contents thereof, please contact ct.info@element.com.

Worst Case Mode:	802.11ax
Worst Case Transfer Rate:	MCS0
RU Index:	61
Distance of Measurements:	3 Meters
Operating Frequency:	5500MHz
Channel:	100

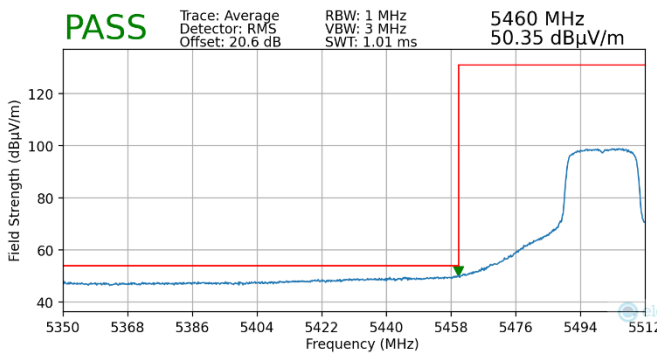

Plot 7-120. Radiated Lower Band Edge Plot MIMO (Average – UNII Band 2C)

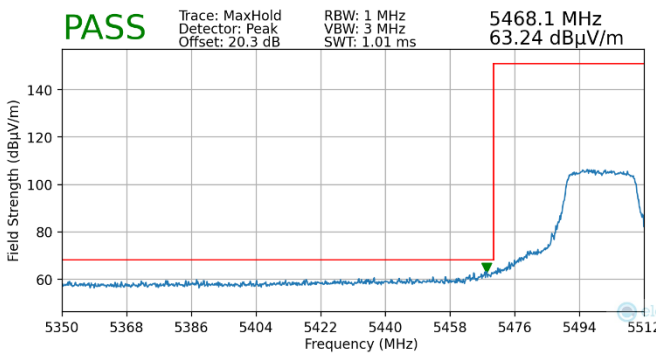

Plot 7-121. Radiated Lower Band Edge Plot MIMO (Peak – UNII Band 2C)

Worst Case Mode:	802.11ax
Worst Case Transfer Rate:	MCS0
RU Index:	61
Distance of Measurements:	3 Meters
Operating Frequency:	5825MHz
Channel:	165

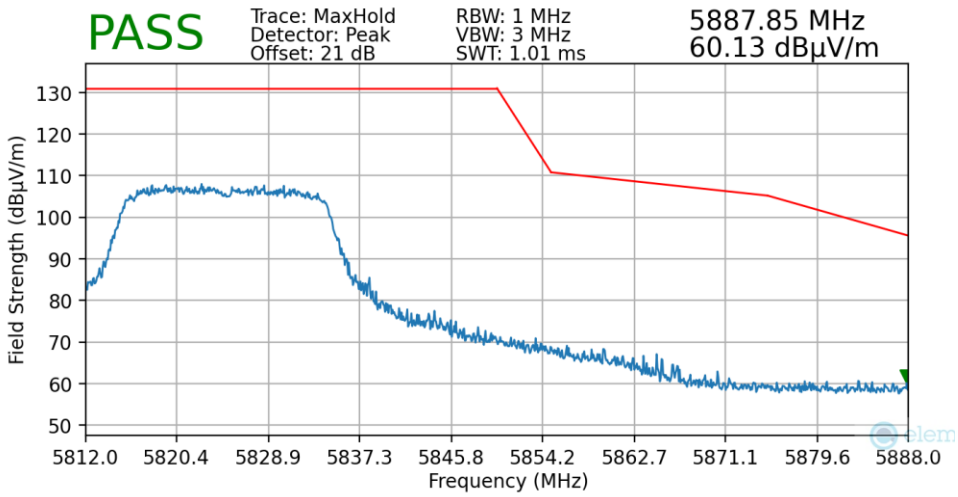

Plot 7-122. Radiated Upper Band Edge Plot MIMO (Peak – UNII Band 3 – 242 Tones)

© 2026 ELEMENT V 11.3 5/14/2025
Unless otherwise specified, no part of this report may be reproduced or utilized in any part, form or by any means, electronic or mechanical, including photocopying and microfilm, without written permission from Element. If you have any questions about this or have an inquiry about obtaining additional rights to this report or assembly of contents thereof, please contact ct.info@element.com.

Worst Case Mode:	802.11ax
Worst Case Transfer Rate:	MCS0
RU Index:	61
Distance of Measurements:	3 Meters
Operating Frequency:	5845MHz
Channel:	169

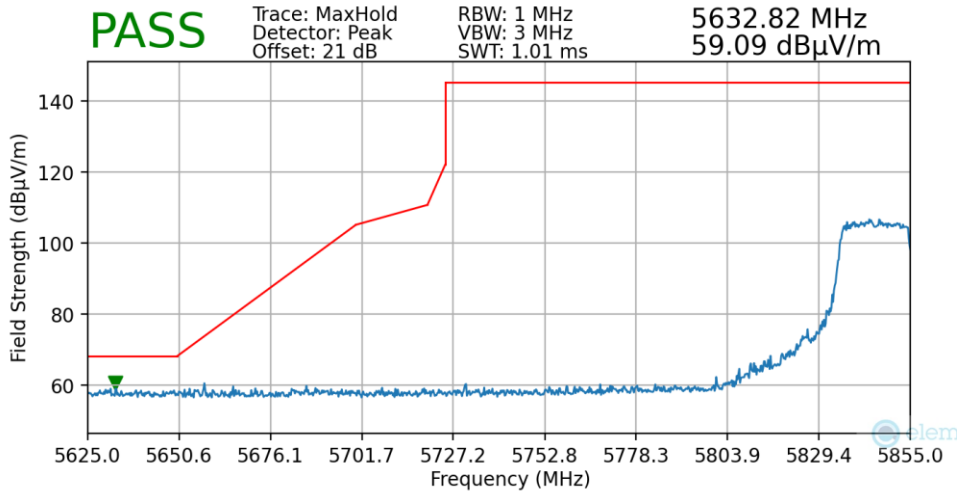

Plot 7-123. Radiated Lower Band Edge Plot MIMO (Peak – UNII Band 4 – 242 Tones)

Worst Case Mode:	802.11ax
Worst Case Transfer Rate:	MCS0
RU Index:	61
Distance of Measurements:	3 Meters
Operating Frequency:	5885MHz
Channel:	177

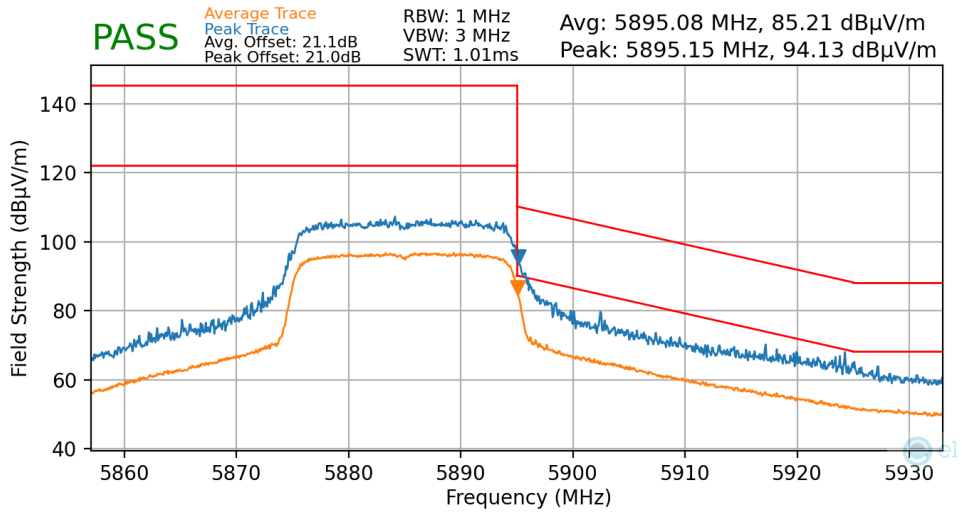

Plot 7-124. Radiated Upper Band Edge Plot MIMO (Average & Peak – UNII Band 4 – 242 Tones)

© 2026 ELEMENT V 11.3 5/14/2025
Unless otherwise specified, no part of this report may be reproduced or utilized in any part, form or by any means, electronic or mechanical, including photocopying and microfilm, without written permission from Element. If you have any questions about this or have an inquiry about obtaining additional rights to this report or assembly of contents thereof, please contact ct.info@element.com.

7.6.5 MIMO Radiated Band Edge Measurements (40MHz BW – Full Tone – 484T)

Worst Case Mode:	802.11ax
Worst Case Transfer Rate:	MCS0
RU Index:	65
Distance of Measurements:	3 Meters
Operating Frequency:	5190MHz
Channel:	38

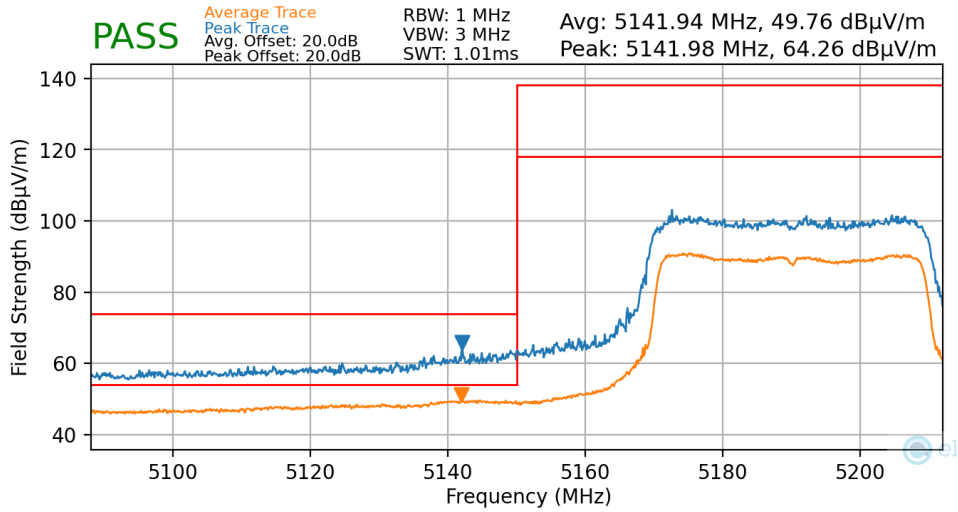

Plot 7-125. Radiated Lower Band Edge Plot MIMO (Average & Peak – UNII Band 1 – 484 Tones)

Worst Case Mode:	802.11ax
Worst Case Transfer Rate:	MCS0
RU Index:	65
Distance of Measurements:	3 Meters
Operating Frequency:	5310MHz
Channel:	62

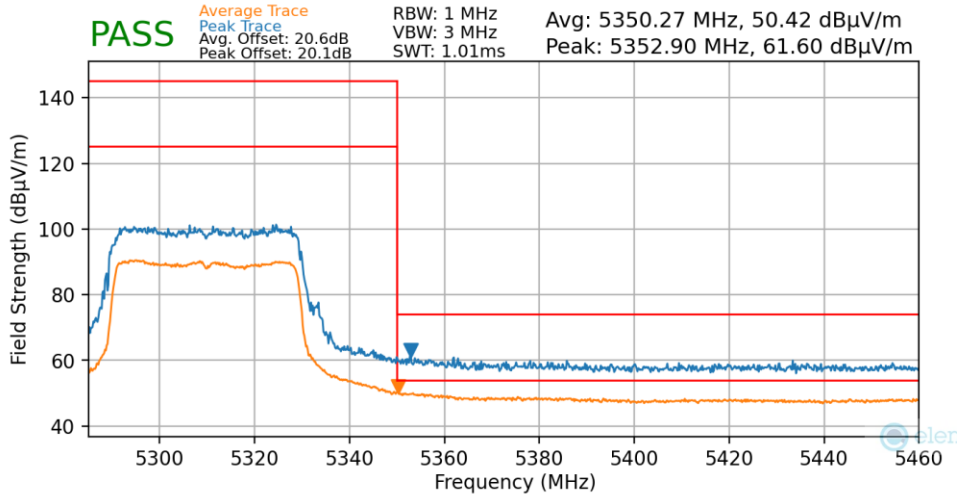

Plot 7-126. Radiated Upper Band Edge Plot MIMO (Average & Peak – UNII Band 2A – 484 Tones)

© 2026 ELEMENT V 11.3 5/14/2025

Unless otherwise specified, no part of this report may be reproduced or utilized in any part, form or by any means, electronic or mechanical, including photocopying and microfilm, without written permission from Element. If you have any questions about this or have an inquiry about obtaining additional rights to this report or assembly of contents thereof, please contact ct.info@element.com.

Worst Case Mode:	802.11ax
Worst Case Transfer Rate:	MCS0
RU Index:	65
Distance of Measurements:	3 Meters
Operating Frequency:	5510MHz
Channel:	102

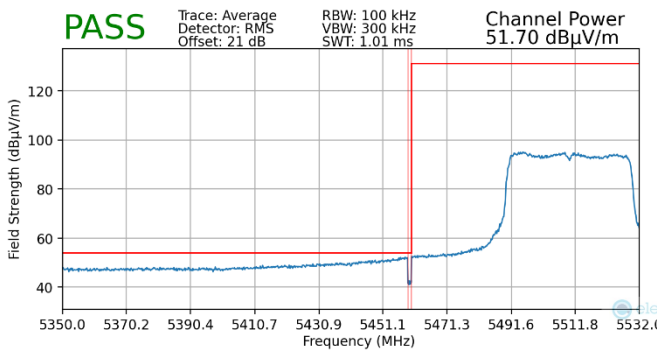

Plot 7-127. Radiated Lower Band Edge Plot MIMO (Average – UNII Band 2C)

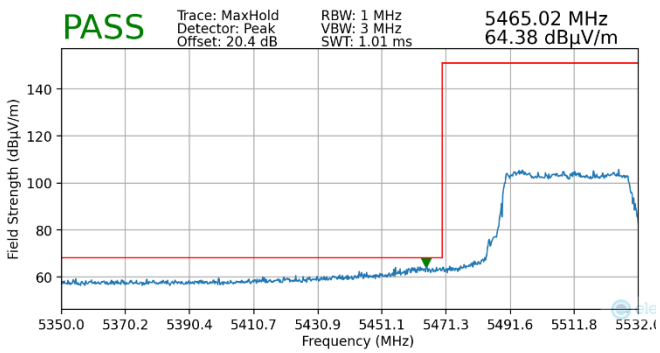

Plot 7-128. Radiated Lower Band Edge Plot MIMO (Peak – UNII Band 2C)

Worst Case Mode:	802.11ax
Worst Case Transfer Rate:	MCS0
RU Index:	65
Distance of Measurements:	3 Meters
Operating Frequency:	5795MHz
Channel:	159

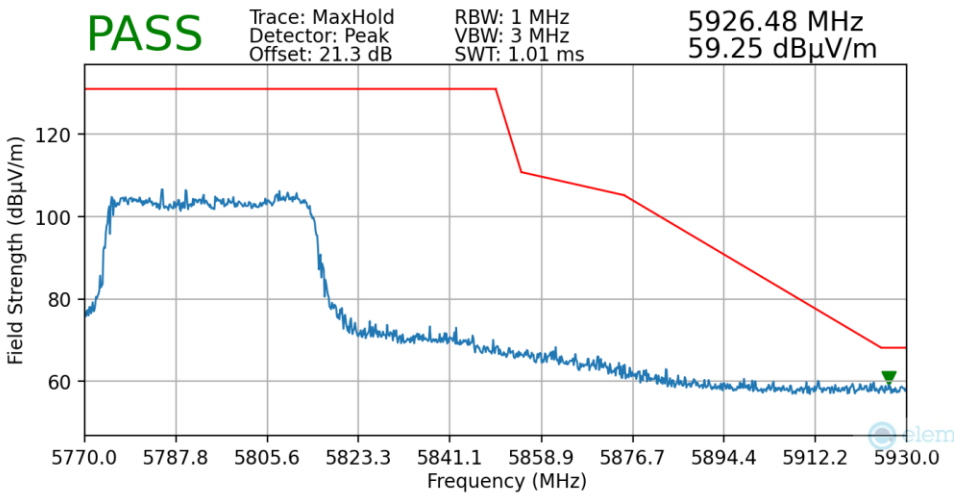

Plot 7-129. Radiated Upper Band Edge Plot MIMO (Peak – UNII Band 3 – 484 Tones)

© 2026 ELEMENT V 11.3 5/14/2025
Unless otherwise specified, no part of this report may be reproduced or utilized in any part, form or by any means, electronic or mechanical, including photocopying and microfilm, without written permission from Element. If you have any questions about this or have an inquiry about obtaining additional rights to this report or assembly of contents thereof, please contact ct.info@element.com.

Worst Case Mode:	802.11ax
Worst Case Transfer Rate:	MCS0
RU Index:	65
Distance of Measurements:	3 Meters
Operating Frequency:	5835MHz
Channel:	167

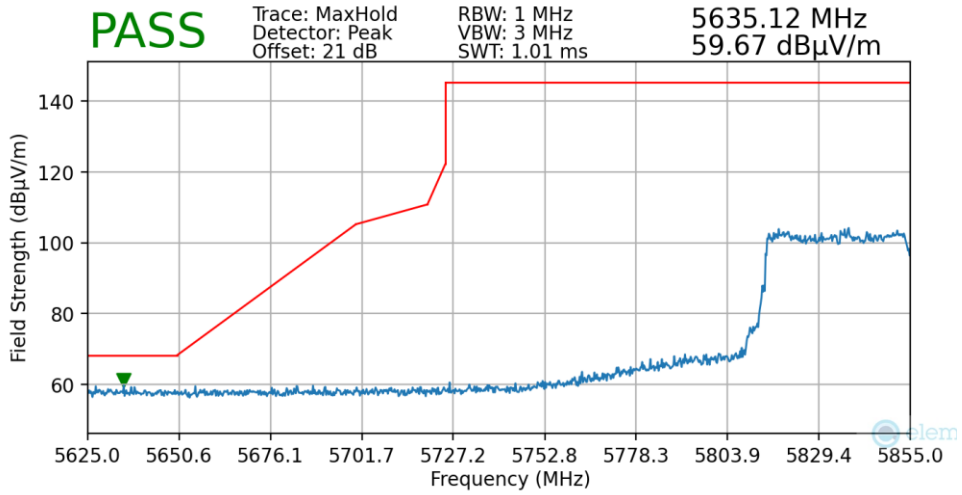

Plot 7-130. Radiated Lower Band Edge Plot MIMO (Peak – UNII Band 4 – 484 Tones)

Worst Case Mode:	802.11ax
Worst Case Transfer Rate:	MCS0
RU Index:	65
Distance of Measurements:	3 Meters
Operating Frequency:	5875MHz
Channel:	175

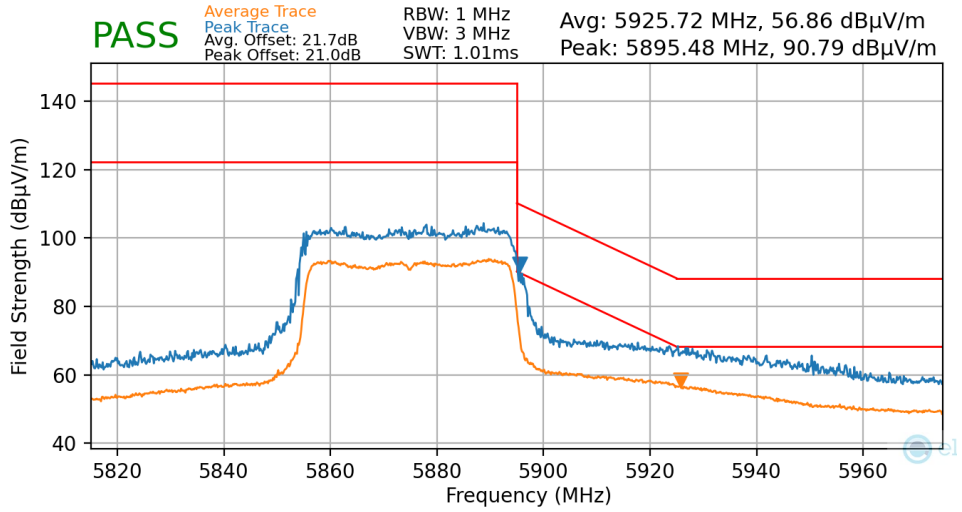

Plot 7-131. Radiated Upper Band Edge Plot MIMO (Average & Peak – UNII Band 4 – 484 Tones)

© 2026 ELEMENT V 11.3 5/14/2025
Unless otherwise specified, no part of this report may be reproduced or utilized in any part, form or by any means, electronic or mechanical, including photocopying and microfilm, without written permission from Element. If you have any questions about this or have an inquiry about obtaining additional rights to this report or assembly of contents thereof, please contact ct.info@element.com.

7.6.6 MIMO Radiated Band Edge Measurements (80MHz BW – Full Tone – 996T)

Worst Case Mode:	802.11ax
Worst Case Transfer Rate:	MCS0
RU Index:	67
Distance of Measurements:	3 Meters
Operating Frequency:	5210MHz
Channel:	42

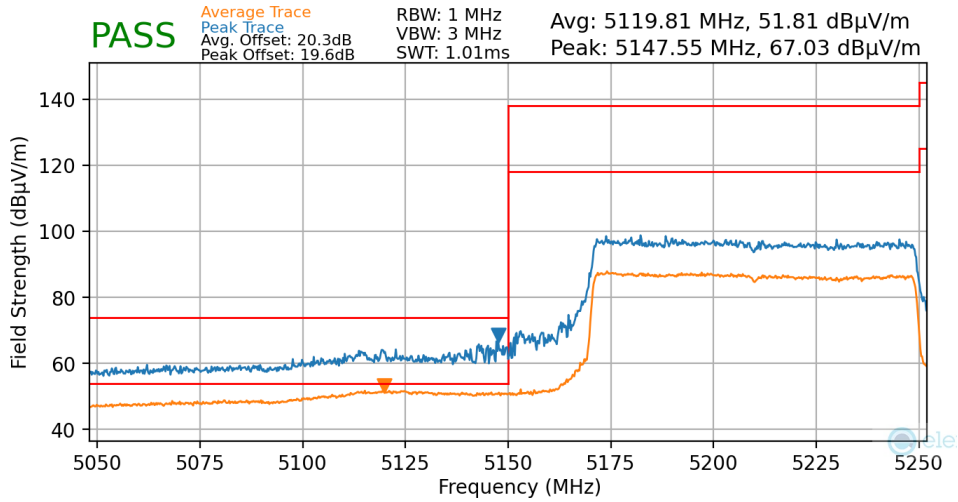

Plot 7-132. Radiated Lower Band Edge Plot MIMO (Average & Peak – UNII Band 1 – 996 Tones)

Worst Case Mode:	802.11ax
Worst Case Transfer Rate:	MCS0
RU Index:	67
Distance of Measurements:	3 Meters
Operating Frequency:	5290MHz
Channel:	58

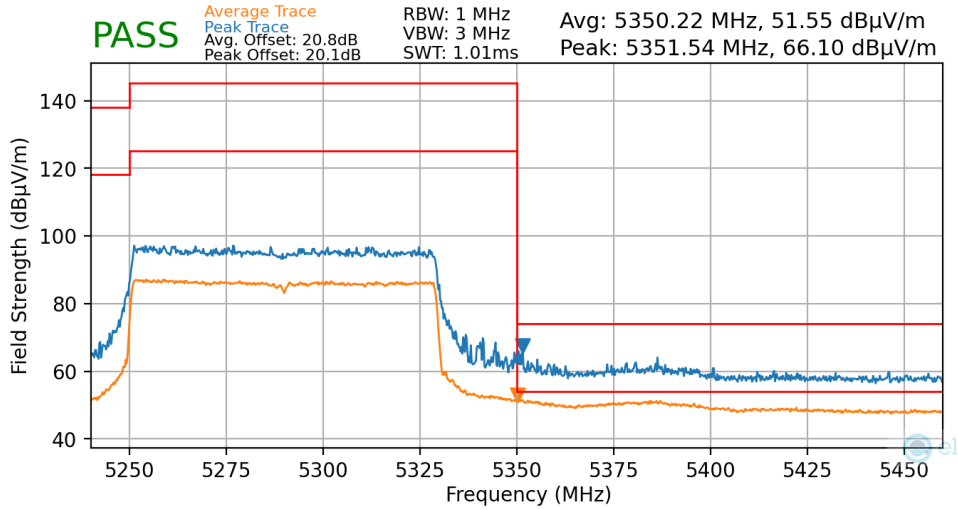

Plot 7-133. Radiated Upper Band Edge Plot MIMO (Average & Peak – UNII Band 2A – 996 Tones)

© 2026 ELEMENT V 11.3 5/14/2025
Unless otherwise specified, no part of this report may be reproduced or utilized in any part, form or by any means, electronic or mechanical, including photocopying and microfilm, without written permission from Element. If you have any questions about this or have an inquiry about obtaining additional rights to this report or assembly of contents thereof, please contact ct.info@element.com.

Worst Case Mode:	802.11ax
Worst Case Transfer Rate:	MCS0
RU Index:	67
Distance of Measurements:	3 Meters
Operating Frequency:	5530MHz
Channel:	106

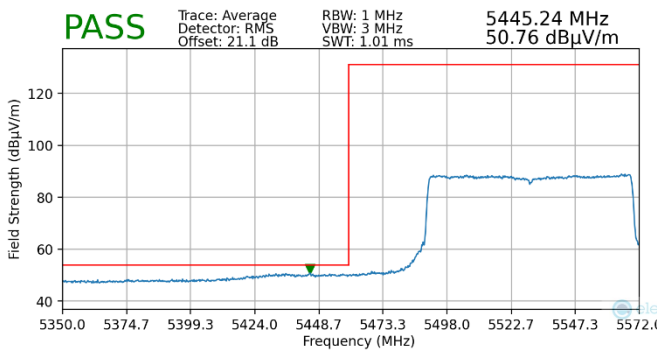

Plot 7-134. Radiated Lower Band Edge Plot MIMO (Average – UNII Band 2C)

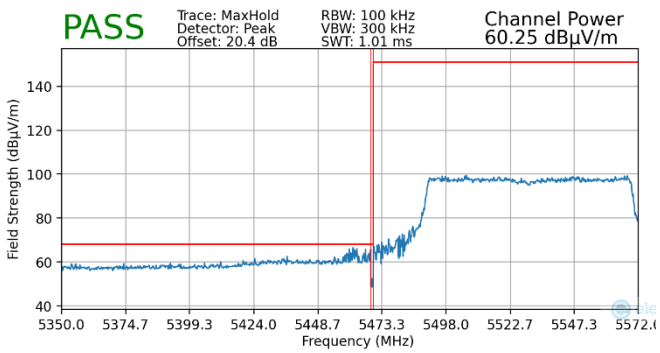

Plot 7-135. Radiated Lower Band Edge Plot MIMO (Peak – UNII Band 2C)

Worst Case Mode:	802.11ax
Worst Case Transfer Rate:	MCS0
RU Index:	67
Distance of Measurements:	3 Meters
Operating Frequency:	5775MHz
Channel:	155

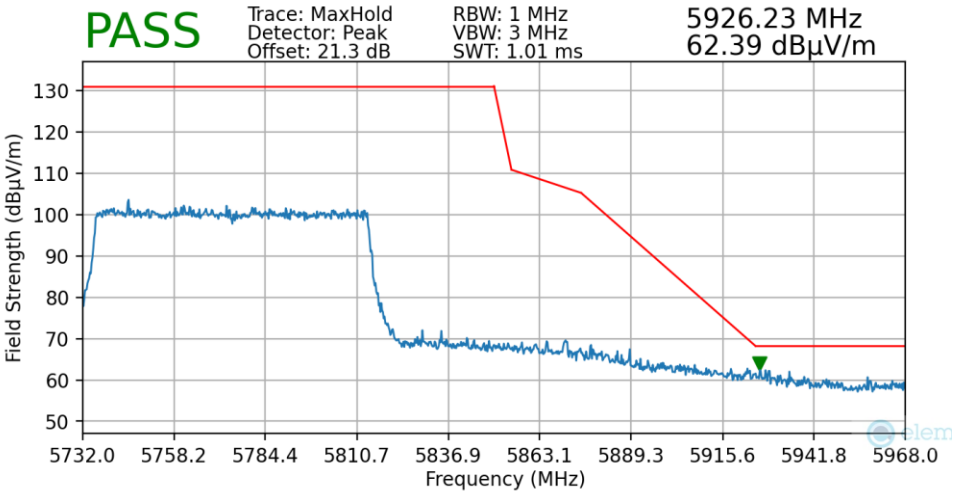

Plot 7-136. Radiated Upper Band Edge Plot MIMO (Peak – UNII Band 3 – 996 Tones)

© 2026 ELEMENT V 11.3 5/14/2025

Unless otherwise specified, no part of this report may be reproduced or utilized in any part, form or by any means, electronic or mechanical, including photocopying and microfilm, without written permission from Element. If you have any questions about this or have an inquiry about obtaining additional rights to this report or assembly of contents thereof, please contact ct.info@element.com.

Worst Case Mode:	802.11ax
Worst Case Transfer Rate:	MCS0
RU Index:	67
Distance of Measurements:	3 Meters
Operating Frequency:	5855MHz
Channel:	171

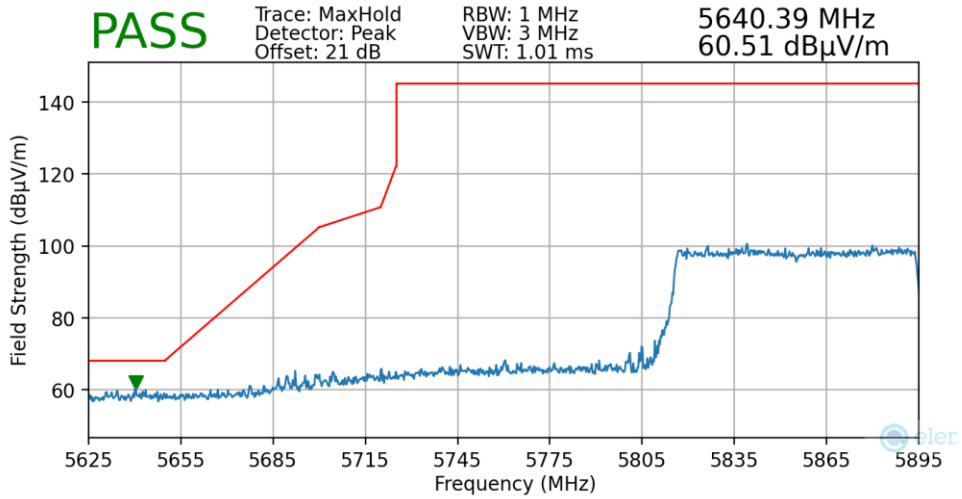

Plot 7-137. Radiated Lower Band Edge Plot MIMO (Peak – UNII Band 4 – 996 Tones)

Worst Case Mode:	802.11ax
Worst Case Transfer Rate:	MCS0
RU Index:	67
Distance of Measurements:	3 Meters
Operating Frequency:	5855MHz
Channel:	171

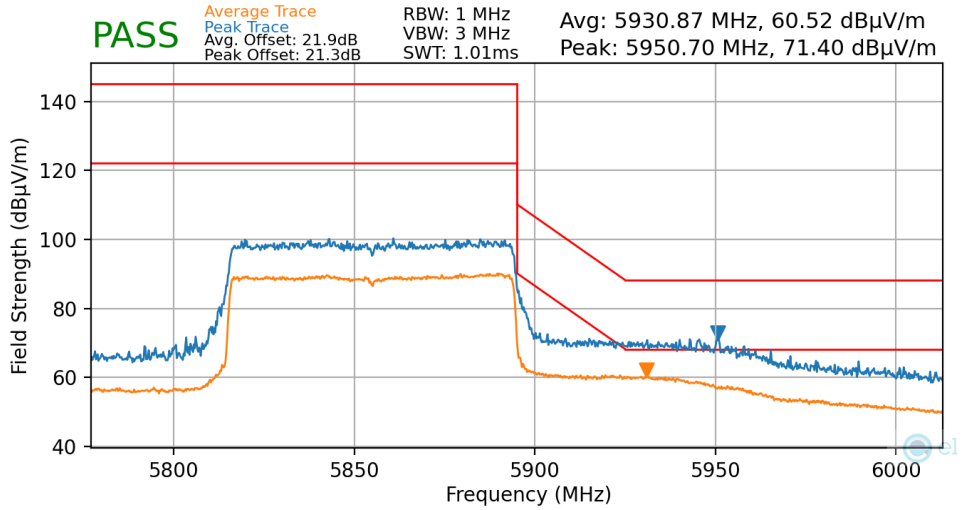

Plot 7-138. Radiated Upper Band Edge Plot MIMO (Average & Peak – UNII Band 4 – 996 Tones)

© 2026 ELEMENT V 11.3 5/14/2025
Unless otherwise specified, no part of this report may be reproduced or utilized in any part, form or by any means, electronic or mechanical, including photocopying and microfilm, without written permission from Element. If you have any questions about this or have an inquiry about obtaining additional rights to this report or assembly of contents thereof, please contact ct.info@element.com.

8.0 CONCLUSION

The data collected relate only the item(s) tested and show that the **Samsung Portable Handset FCC ID: A3LSMA576B** is in compliance with Part 15 Subpart E (15.407) of the FCC Rules. The data referenced from **FCC ID: A3LSMA576U** (Model SM-A576U1) included in this report have been reviewed and are deemed acceptable to support the compliance of **FCC ID: A3LSMA576B.**

© 2026 ELEMENT V 11.3 5/14/2025

Unless otherwise specified, no part of this report may be reproduced or utilized in any part, form or by any means, electronic or mechanical, including photocopying and microfilm, without written permission from Element. If you have any questions about this or have an inquiry about obtaining additional rights to this report or assembly of contents thereof, please contact ct.info@element.com.

9.0 APPENDIX A – DATA REFERENCING SPOT-CHECKS

Overview

The spot-check data presented in this section was measured on the variant model following the guidance of the FCC's Data Referencing guidance in KDB 484596 D01 v03. Each spot-check test on the EUT was performed using the same procedure and setting that were used to perform the test on the corresponding reference device. For the worst-case RSE data, the measurement is determined by an actual emission and not by noise floor.

All test cases were performed to verify the variant EUT is still in compliance with the spot-checked results to the reference device and was performed using the guidance of ANSI C63.10:2020.

Notes

Each spot check test on the EUT was performed using the same procedure and setting that were used to perform the test on the corresponding reference device.

Conducted Spot-Checks – SM-A576B/DS

	Band	Freq [MHz]	Channel	Tones	Average Conducted Power (dBm) RU Index 61			Conducted Power Limit [dBm]	Conducted Power Margin [dB]	Dir. Ant. Gain [dBi]	Max e.i.r.p [dBm]	e.i.r.p Limit [dBm]	e.i.r.p Margin [dB]
					ANT1	ANT2	MIMO						
20MHz BW	1	5200	40	242T	14.06	16.25	18.30	23.98	-5.68	-3.49	14.81	30.00	-15.19
	2A	5280	56	242T	13.71	16.33	18.22	23.98	-5.76	-3.86	14.36	30.00	-15.64
	2C	5600	120	242T	14.11	16.26	18.33	23.98	-5.65	-2.63	15.70	30.00	-14.30
	3	5785	157	242T	14.13	15.56	17.91	30.00	-12.09	-2.65	15.26	36.00	-20.74
	4	5865	173	242T	13.87	15.77	17.93	-	-	-2.88	15.05	30.00	-14.95

Table 9-1. Conducted Output Power Measurements (Spot-check)

© 2026 ELEMENT V 11.3 5/14/2025

Unless otherwise specified, no part of this report may be reproduced or utilized in any part, form or by any means, electronic or mechanical, including photocopying and microfilm, without written permission from Element. If you have any questions about this or have an inquiry about obtaining additional rights to this report or assembly of contents thereof, please contact ct.info@element.com.

Radiated Spot-Checks – SM-A576B/DS

Mode	Antenna	UNII Band	Channel	Test Channel Freq. [MHz]	RU Index	Restricted	Frequency [MHz]	Detector	Ant. Pol. [H/V]	Antenna Height [cm]	Turntable Azimuth [degree]	Analyzer Level [dBm]	AFCL [dB/m]	Field Strength [dBµV/m]	Limit [dBµV/m]	Margin [dB]
802.11ax	MIMO	2A	64	5320	4	*	10640.00	Average	V	114	342	-80.74	19.88	46.14	53.98	-7.84

Table 9-2. RSE Measurements (Spot-check)

Worst Case Mode:	802.11be
Worst Case Transfer Rate:	MCS0
Distance of Measurements:	3 Meters
Operating Frequency:	5210MHz
Channel:	42

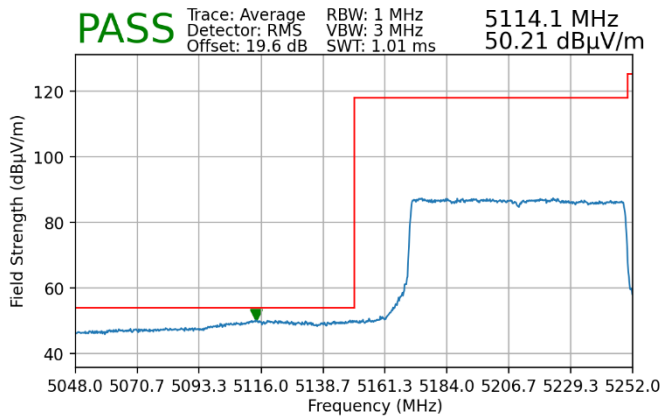

Plot 9-1. Radiated Lower Band Edge Plot MIMO (Average – UNII Band 2C)

Results

FCC Rules	Test Item	Test Case	Units	Limit	Reference Model: SM-A576U1	Variant Model: SM-A576B/DS	Deviation (dB)	Max Deviation (dB)	Pass/Fail
2.1046, 15.407(a)(8)	Conducted Output Power	Mid Channel Each UNII Band - 802.11ax 242T	dBm	N/A	18.22	18.30	0.09	1	PASS
					18.16	18.22	0.06	1	PASS
					18.83	18.33	-0.50	1	PASS
					18.66	17.91	-0.75	1	PASS
					18.21	17.93	-0.28	1	PASS
15.209, 15.407(b)(1), 15.407(b)(2), 15.407(b)(3), 15.407(b)(4)	Radiated Spurious Emissions	802.11ax MIMO 26 Tone Ch.64- 10640 MHz - Average	dBm	53.98	45.93	46.14	0.21	3	PASS
15.209	Radiated Band Edge Emissions	802.11ax MIMO 996T Ch.42 - Average	dBm	53.98	51.81	50.21	-1.60	3	PASS

Table 9-3. Summary of Spot-checks

- END OF TEST REPORT -

© 2026 ELEMENT V 11.3 5/14/2025

Unless otherwise specified, no part of this report may be reproduced or utilized in any part, form or by any means, electronic or mechanical, including photocopying and microfilm, without written permission from Element. If you have any questions about this or have an inquiry about obtaining additional rights to this report or assembly of contents thereof, please contact ct.info@element.com.