FCC CFR47 PART 15 SUBPART C

ANT+

CERTIFICATION TEST REPORT

FOR

GSM/WCDMA/LTE Phone + BT/BLE, DTS/UNII a/b/g/n, ANT+ and NFC

MODEL NUMBER : SM-A605GN/DS, SM-A605GN

FCC ID: A3LSMA605GN

REPORT NUMBER: 4788371689-E5V1

ISSUE DATE: MAR 27, 2018

Prepared for
SAMSUNG ELECTRONICS CO., LTD.
129 SAMSUNG-RO, YEONGTONG-GU, SUWON-SI,
GYEONGGI-DO, 16677, KOREA

Prepared by
UL Korea, Ltd.
26th floor, 152, Teheran-ro, Gangnam-gu Seoul, 06236, Korea

Suwon Test Site: UL Korea, Ltd. Suwon Laboratory
218 Maeyeong-ro, Yeongtong-gu,
Suwon-si, Gyeonggi-do, 16675, Korea
TEL: (031) 337-9902
FAX: (031) 213-5433

ACCREDITED
Testing Laboratory

TL-637

Revision History

Rev.	Issue Date	Revisions	Revised By
V1	03/27/18	Initial issue	Junwhan Lee

UL Korea, Ltd. Suwon Laboratory FORM ID: FCC_15C
218 Maeyeong-ro, Yeongtong-gu, Suwon-si, Gyeonggi-do, 16675, Korea TEL: (031) 337-9902 FAX: (031) 213-5433
UL Korea, Ltd. Confidential
This report shall not be reproduced except in full, without the written approval of UL Korea, Ltd.

TABLE OF CONTENTS

1. ATTESTATION OF TEST RESULTS 4

1.1. INTRODUCTION OF TEST DATA REUSE 5

1.2. DIFFERENCE 5

1.3. SPOT CHECK VERIFICATION DATA 5

1.4. REFERENCE DETAIL 6

2. TEST METHODOLOGY 7

3. FACILITIES AND ACCREDITATION 7

4. CALIBRATION AND UNCERTAINTY 7

4.1. MEASURING INSTRUMENT CALIBRATION 7

4.2. SAMPLE CALCULATION 7

4.3. MEASUREMENT UNCERTAINTY 7

5. EQUIPMENT UNDER TEST 8

5.1. DESCRIPTION OF EUT 8

5.2. MAXIMUM E-FIELD STRENGTH 8

5.3. DESCRIPTION OF AVAILABLE ANTENNAS 8

5.4. WORST-CASE CONFIGURATION AND MODE 8

5.5. DESCRIPTION OF TEST SETUP 9

6. TEST AND MEASUREMENT EQUIPMENT 11

7. LIMITS AND RESULTS 12

7.1. 99% BANDWIDTH 12

7.2. TRANSMITTER RADIATED EMISSIONS 14

7.2.1. DUTY CYCLE 17
7.2.2. FUNDAMENTAL FIELD STRENGTH LEVEL 18
7.2.3. TRANSMITTER BAND EDGES 24
7.2.4. HARMONICS AND SPURIOUS EMISSIONS 28
7.2.5. SPURIOUS BELOW 1 GHz 34

8. AC POWER LINE CONDUCTED EMISSIONS 36

9. SETUP PHOTOS 41

UL Korea, Ltd. Suwon Laboratory FORM ID: FCC_15C
218 Maeyeong-ro, Yeongtong-gu, Suwon-si, Gyeonggi-do, 16675, Korea TEL: (031) 337-9902 FAX: (031) 213-5433

UL Korea, Ltd. Confidential
This report shall not be reproduced except in full, without the written approval of UL Korea, Ltd.

1. ATTESTATION OF TEST RESULTS

COMPANY NAME:	SAMSUNG ELECTRONICS CO., LTD.
EUT DESCRIPTION:	GSM/WCDMA/LTE Phone + BT/BLE, DTS/UNII a/b/g/n, ANT+ and NFC
MODEL NUMBER:	SM-A605GN/DS, SM-A605GN
SERIAL NUMBER:	R38K104PV9X, R38K104R4WF (RADIATED, Original); R38K104QEYH (CONDUCTED, Original) R38K10CXCDR (RADIATED, Spot check)
DATE TESTED:	MAR 07, 2018 - MAR 10, 2018 (Original) MAR 16, 2018 (Spot check)

APPLICABLE STANDARDS	
STANDARD	**TEST RESULTS**
CFR 47 Part 15 Subpart C	Pass

UL Korea, Ltd. tested the above equipment in accordance with the requirements set forth in the above standards. All indications of Pass/Fail in this report are opinions expressed by UL Korea, Ltd. based on interpretations and/or observations of test results. Measurement Uncertainties were not taken into account and are published for informational purposes only. The test results show that the equipment tested is capable of demonstrating compliance with the requirements as documented in this report.

Note: The results documented in this report apply only to the tested sample, under the conditions and modes of operation as described herein. This document may not be altered or revised in any way unless done so by UL Korea, Ltd. and all revisions are duly noted in the revisions section. Any alteration of this document not carried out by UL Korea, Ltd. will constitute fraud and shall nullify the document. This report must not be used by the client to claim product certification, approval, or endorsement by IAS, any agency of the Federal Government, or any agency of any government.

Approved & Released For
UL Korea, Ltd. By:

SungGil Park
Suwon Lab Engineer
UL Korea, Ltd.

Tested By:

Junwhan Lee
Suwon Lab Engineer
UL Korea, Ltd.

UL Korea, Ltd. Confidential
This report shall not be reproduced except in full, without the written approval of UL Korea, Ltd.

1.1. INTRODUCTION OF TEST DATA REUSE

This report referenced from the FCC ID: A3LSMA605FN ANT+(FCC CFR 47 Part 15C).
And the applicant takes full responsibility that the test data as referenced in this report represent compliance for this FCC ID.

1.2. DIFFERENCE

The FCC ID: A3LSMA605GN shares the same enclosure and circuit board as FCC ID: A3LSMA605FN. The ANT+ antennas and surrounding circuitry and layout are identical between these two units.

After confirming through preliminary radiated emissions that the performance of the FCC ID: A3LSMA605FN remains representative of FCC ID: A3LSMA605GN. The test data of FCC ID: A3LSMA605FN being submitted for this application to cover ANT+ features.

1.3. SPOT CHECK VERIFICATION DATA

Mode	Test Item	Frequency	Test Limit	Original model	Spot check model	Deviation	Remark
				SM-A605FN/DS Results	SM-A605GN/DS Results		
				FCC ID : A3LSMA605FN	FCC ID : A3LSMA605GN		
ANT+	Fundamental	2480 MHz	114 dBuV/m	93.04 dBuV/m	93.79 dBuV/m	0.75 dB	
	Band Edge	2480 MHz	74 dBuV/m	52.81 dBuV/m	52.31 dBuV/m	-0.50 dB	
	RSE	2480 MHz	74 dBuV/m	39.95 dBuV/m	39.97 dBuV/m	0.02 dB	Noise floor level

Comparison of two models, higher deviation is within 3dB range and all test results are under FCC Technical Limits.

UL Korea, Ltd. Suwon Laboratory FORM ID: FCC_15C
218 Maeyeong-ro, Yeongtong-gu, Suwon-si, Gyeonggi-do, 16675, Korea TEL: (031) 337-9902 FAX: (031) 213-5433
UL Korea, Ltd. Confidential
This report shall not be reproduced except in full, without the written approval of UL Korea, Ltd.

1.4. REFERENCE DETAIL

Reference application that contains the reused reference data.

Equipment Class	Reference FCC ID	Type Grant/Permissive Change	Reference Application	Folder Test/RF Exposure	Report Tittle / Section
DTS	A3LSMA605FN	Grant	4788372835-E1V2	Test	FCC Report DTS WLAN All sections
			4788372835-E2V2	Test	FCC Report BLE All sections
DSS	A3LSMA605FN	Grant	4788372835-E3V2	Test	FCC Report BT / All sections
NII	A3LSMA605FN	Grant	4788372835-E4V3	Test	FCC Report UNII WLAN / All sections
DXX	A3LSMA605FN	Grant	4788372835-E5V2	Test	FCC Report ANT+ / All sections
			4788372835-E6V3	Test	FCC Report NFC / All sections
PCE	A3LSMA605FN	Grant	4788372835 -E7V2	Test	FCC Report WWAN / All sections (Except Conducted Output Power)

UL Korea, Ltd. Confidential
This report shall not be reproduced except in full, without the written approval of UL Korea, Ltd.

2. TEST METHODOLOGY

The tests documented in this report were performed in accordance with following methods.

1. FCC CFR 47 Part 2.
2. FCC CFR 47 Part 15.
3. ANSI C63.10-2013.

3. FACILITIES AND ACCREDITATION

The test sites and measurement facilities used to collect data are located at 218 Maeyeong-ro, Yeongtong-gu, Suwon-si, Gyeonggi-do, 16675, Korea. Line conducted emissions are measured only at the 218 address. The following table identifies which facilities were utilized for radiated emission measurements documented in this report. Specific facilities are also identified in the test results sections.

218 Maeyeong-ro
☒ Chamber 1
☐ Chamber 2
☐ Chamber 3

UL Korea, Ltd. is accredited by IAS, Laboratory Code TL-637. The full scope of accreditation can be viewed at http://www.iasonline.org/PDF/TL/TL-637.pdf.

4. CALIBRATION AND UNCERTAINTY

4.1. MEASURING INSTRUMENT CALIBRATION

The measuring equipment utilized to perform the tests documented in this report has been calibrated in accordance with the manufacturer's recommendations, and is traceable to recognized national standards.

4.2. SAMPLE CALCULATION

Where relevant, the following sample calculation is provided:

Field Strength (dBuV/m) = Measured Voltage (dBuV) + Antenna Factor (dB/m) + Cable Loss (dB) – Preamp Gain (dB)

36.5 dBuV + 18.7 dB/m + 0.6 dB – 26.9 dB = 28.9 dBuV/m

4.3. MEASUREMENT UNCERTAINTY

Where relevant, the following measurement uncertainty levels have been estimated for tests performed on the apparatus:

PARAMETER	UNCERTAINTY
Conducted Disturbance, 0.15 to 30 MHz	2.32 dB
Radiated Disturbance, Below 1GHz	3.86 dB
Radiated Disturbance, Above 1 GHz	5.97 dB

Uncertainty figures are valid to a confidence level of 95%.

UL Korea, Ltd. Confidential
This report shall not be reproduced except in full, without the written approval of UL Korea, Ltd.

5. EQUIPMENT UNDER TEST

5.1. DESCRIPTION OF EUT

The EUT is a GSM/WCDMA/LTE Phone + BT/BLE, DTS/UNII a/b/g/n, ANT+ and NFC.
This test report addresses the ANT+ operational mode.

5.2. MAXIMUM E-FIELD STRENGTH

The ANT+ mode has maximum output fundamental field strength as follows:

Frequency Range [MHz]	Mode	Peak E-field Strength [dBuV/m]	Avg E-field Strength [dBuV/m]	Distance [m]
2402 - 2480	ANT +	93.04	40.92	3.00

5.3. DESCRIPTION OF AVAILABLE ANTENNAS

The radio utilizes an internal antenna, with a maximum gain of -3.25 dBi

5.4. WORST-CASE CONFIGURATION AND MODE

Radiated emission below 1GHz and power line conducted emission were performed with the EUT set to transmit at the channel with highest output power as worst-case scenario.

Radiated emission above 1GHz was performed with the EUT set to transmit low/mid/high channels.

The fundamental of the EUT was investigated in three orthogonal orientations X, Y and Z it was determined that Y orientation was worst-case orientation; therefore, all final radiated testing was performed with the EUT in Y orientation.

Note : All radiated and power line conducted tests were performed connected with earphone and charger for evaluation of worst case mode.

UL Korea, Ltd. Suwon Laboratory FORM ID: FCC_15C
218 Maeyeong-ro, Yeongtong-gu, Suwon-si, Gyeonggi-do, 16675, Korea TEL: (031) 337-9902 FAX: (031) 213-5433
UL Korea, Ltd. Confidential
This report shall not be reproduced except in full, without the written approval of UL Korea, Ltd.

5.5. DESCRIPTION OF TEST SETUP

SUPPORT EQUIPMENT

Support Equipment List				
Description	Manufacturer	Model	Serial Number	FCC ID
Charger	SAMSUNG	EP-TA50EWE	DW3J719AS/A- E	N/A
Data Cable	SAMSUNG	ECB-DU68WE	N/A	N/A
Earphone	SAMSUNG	EHS61ASFWE	N/A	N/A

I/O CABLES

I/O Cable List						
Cable No	Port	# of identical ports	Connector Type	Cable Type	Cable Length (m)	Remarks
1	DC Power	1	Mini-USB	Shielded	1.2m	N/A
2	Audio	2	Mini-Jack	Unshielded	1.2m	N/A

TEST SETUP

The EUT is set to continuously transmit in ANT + test mode.
Test software in hidden menu exercised the EUT to enable ANT+ mode.

UL Korea, Ltd. Suwon Laboratory FORM ID: FCC_15C
218 Maeyeong-ro, Yeongtong-gu, Suwon-si, Gyeonggi-do, 16675, Korea TEL: (031) 337-9902 FAX: (031) 213-5433
UL Korea, Ltd. Confidential
This report shall not be reproduced except in full, without the written approval of UL Korea, Ltd.

SETUP DIAGRAM FOR TESTS (CONDUCTED TEST SETUP)

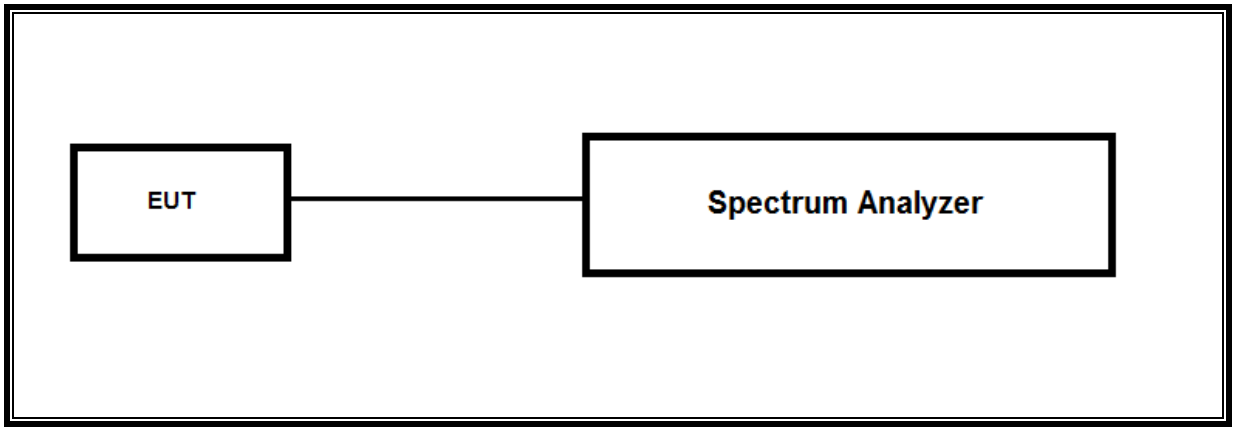

SETUP DIAGRAM FOR TESTS (RADIATED TEST SETUP)

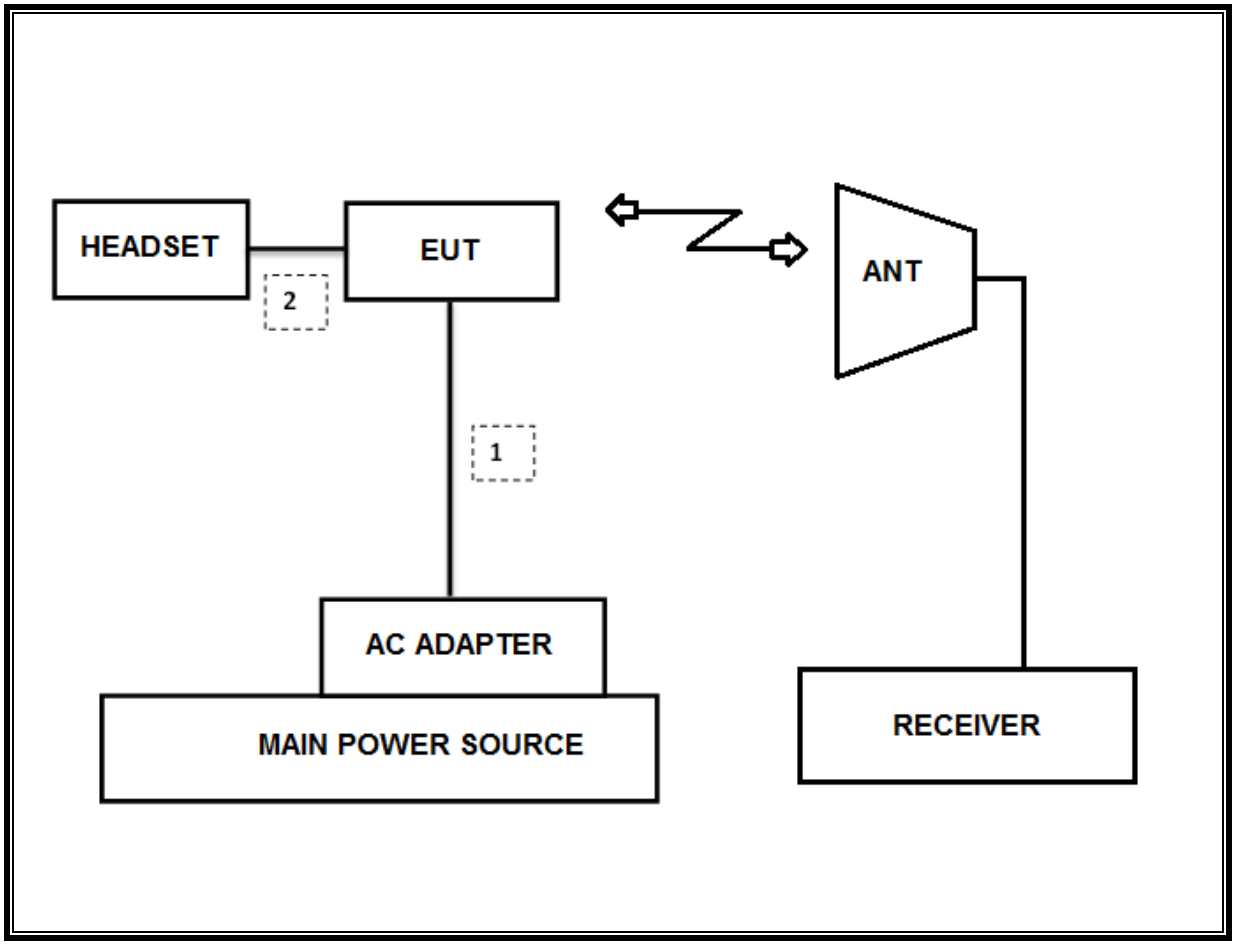

UL Korea, Ltd. Confidential
This report shall not be reproduced except in full, without the written approval of UL Korea, Ltd.

6. TEST AND MEASUREMENT EQUIPMENT

The following test and measurement equipment was utilized for the tests documented in this report:

Test Equipment List				
Description	**Manufacturer**	**Model**	**S/N**	**Cal Due**
Antenna, Bilog, 30MHz-1GHz	SCHWARZBECK	VULB9163	750	08-31-19
Antenna, Bilog, 30MHz-1GHz	SCHWARZBECK	VULB9163	749	09-14-19
Antenna, Bilog, 30MHz-1GHz	SCHWARZBECK	VULB9163	845	08-31-19
Antenna, Horn, 18 GHz	ETS	3115	00167211	10-14-18
Antenna, Horn, 18 GHz	ETS	3115	00161451	03-10-19
Antenna, Horn, 18 GHz	ETS	3117	00168724	05-31-19
Antenna, Horn, 18 GHz	ETS	3117	00168717	05-31-19
Antenna, Horn, 18 GHz	ETS	3117	00205959	11-29-18
Antenna, Horn, 40 GHz	ETS	3116C	00166155	12-04-19
Antenna, Horn, 40 GHz	ETS	3116C	00168645	12-04-19
Antenna, Horn, 40 GHz	ETS	3116C-PA	00168841	11-13-19
Preamplifier, 1000 MHz	Sonoma	310N	341282	08-09-18
Preamplifier, 1000 MHz	Sonoma	310N	351741	08-07-18
Preamplifier, 1000 MHz	Sonoma	310N	370599	08-10-18
Preamplifier, 18 GHz	Miteq	AFS42-00101800-25-S-42	1876511	08-08-18
Preamplifier, 18 GHz	Miteq	AFS42-00101800-25-S-42	1896138	08-08-18
Preamplifier, 18 GHz	Miteq	AFS42-00101800-25-S-42	2029169	08-11-18
Spectrum Analyzer, 44 GHz	Agilent / HP	N9030A	MY54170614	08-08-18
Spectrum Analyzer, 44 GHz	Agilent / HP	N9030A	MY54490312	08-08-18
Average Power Sensor	Agilent / HP	U2000	MY54270007	08-08-18
Attenuator	PASTERNACK	PE7087-10	A001	08-08-18
Attenuator	PASTERNACK	PE7087-10	A008	08-08-18
Attenuator	PASTERNACK	PE7087-10	2	08-10-18
EMI Test Receive, 40 GHz	R&S	ESU40	100439	08-08-18
EMI Test Receive, 40 GHz	R&S	ESU40	100457	08-08-18
EMI Test Receive, 44 GHz	R&S	ESW44	101590	08-09-18
EMI Test Receive, 3 GHz	R&S	ESR3	101832	08-07-18
Low Pass Filter 5GHz	Micro-Tronics	LPS17541	009	08-08-18
Low Pass Filter 5GHz	Micro-Tronics	LPS17541	015	08-08-18
Low Pass Filter 5GHz	Micro-Tronics	LPS17541	020	08-11-18
High Pass Filter 3GHz	Micro-Tronics	HPM17543	010	08-08-18
High Pass Filter 3GHz	Micro-Tronics	HPM17543	015	08-08-18
High Pass Filter 3GHz	Micro-Tronics	HPM17543	020	08-11-18
High Pass Filter 6GHz	Micro-Tronics	HPS17542	009	08-08-18
High Pass Filter 6GHz	Micro-Tronics	HPS17542	016	08-08-18
High Pass Filter 6GHz	Micro-Tronics	HPS17542	021	08-11-18
LISN	R&S	ENV-216	101837	08-09-18
UL Software				
Description	**Manufacturer**	**Model**	**Version**	
Radiated software	UL	UL EMC	Ver 9.5	
AC Line Conducted software	UL	UL EMC	Ver 9.5	

UL Korea, Ltd. Confidential
This report shall not be reproduced except in full, without the written approval of UL Korea, Ltd.

7. LIMITS AND RESULTS

7.1. 99% BANDWIDTH

LIMITS

None; for reporting purposes only.

TEST PROCEDURE

The transmitter output is connected to the spectrum analyzer. The RBW is set to 1% to 3% of the 99 % bandwidth. The VBW is set to 3 times the RBW. The sweep time is coupled. The spectrum analyzer internal 99% bandwidth function is utilized.

RESULTS

Channel	Frequency [MHz]	99% Bandwidth [kHz]	20 dB Bandwidth [kHz]
Low	2402	838.42	629.60
Mid	2441	835.23	654.10
High	2480	834.49	586.30
Worst		838.42	654.10

UL Korea, Ltd. Suwon Laboratory FORM ID: FCC_15C
218 Maeyeong-ro, Yeongtong-gu, Suwon-si, Gyeonggi-do, 16675, Korea TEL: (031) 337-9902 FAX: (031) 213-5433
UL Korea, Ltd. Confidential
This report shall not be reproduced except in full, without the written approval of UL Korea, Ltd.

99% BANDWIDTH PLOTS

LOW CHANNEL

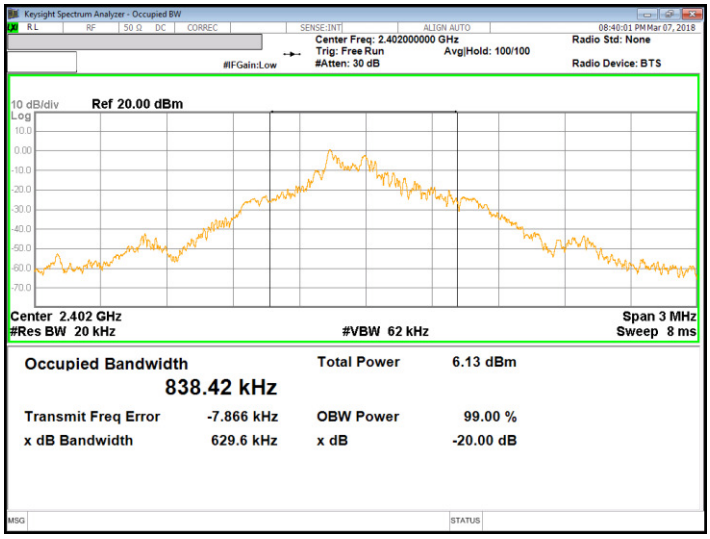

MID CHANNEL

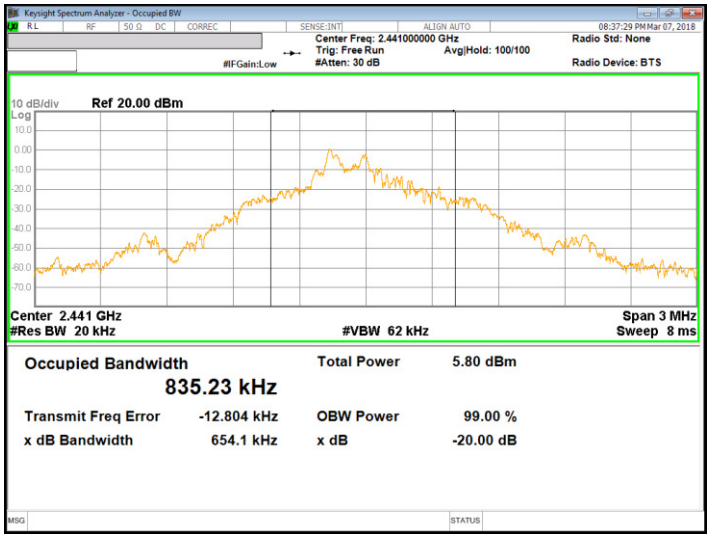

HIGH CHANNEL

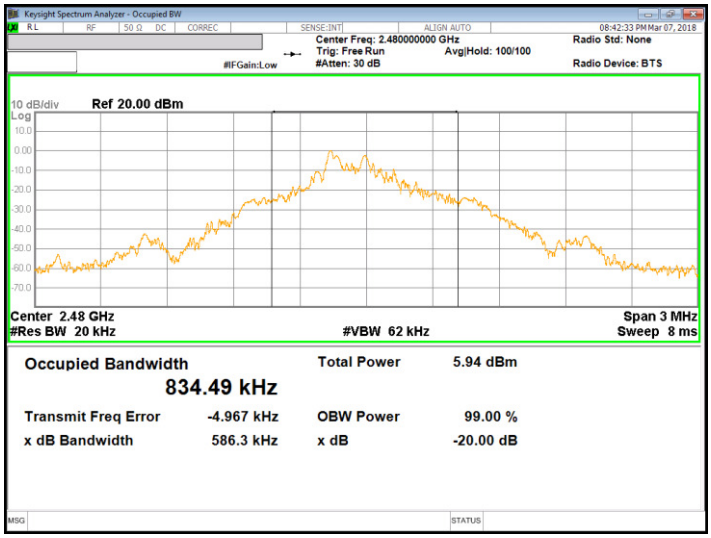

UL Korea, Ltd. Suwon Laboratory FORM ID: FCC_15C
218 Maeyeong-ro, Yeongtong-gu, Suwon-si, Gyeonggi-do, 16675, Korea TEL: (031) 337-9902 FAX: (031) 213-5433

UL Korea, Ltd. Confidential
This report shall not be reproduced except in full, without the written approval of UL Korea, Ltd.

7.2. TRANSMITTER RADIATED EMISSIONS

TEST PROCEDURE

ANSI C63.10: 2013

The EUT is placed on a non-conducting table 80 cm above the ground plane for below 1GHz and 150 cm for above 1GHz. The antenna to EUT distance is 3 meters. The EUT is configured in accordance with ANSI C63.10. The EUT is set to transmit in a continuous mode.

For measurements below 1 GHz the resolution bandwidth is set to 100 kHz for peak detection measurements or 120 kHz for quasi-peak detection measurements. Peak detection is used unless otherwise noted as quasi-peak.

For measurements above 1 GHz the resolution bandwidth is set to 1 MHz, then the video bandwidth is set to 3 MHz for peak measurements and add duty cycle factor for average measurements.

Pre-scans to detect harmonic and spurious emissions, the resolution bandwidth is set to 1 MHz; the video bandwidth is set to 30 KHz for peak measurements.

UL Korea, Ltd. Confidential
This report shall not be reproduced except in full, without the written approval of UL Korea, Ltd.

LIMIT

FCC §15.249

Operation within the bands 902–928 MHz, 2400–2483.5 MHz, 5725–5875 MHZ, and 24.0–24.25 GHz.
(a) Except as provided in paragraph (b) of this section, the field strength of emissions from intentional radiators operated within these frequency bands shall comply with the following:

Fundamental frequency	Field strength of fundamental (millivolts/meter)	Field strength of harmonics (microvolts/meter)
902-928 MHz	50	500
2400-2483.5 MHz	50	500
5725-5875 MHz	50	500
24.0-24.25 GHz	250	2500

(d) Emissions radiated outside of the specified frequency bands, except for harmonics, shall be attenuated by at least 50 dB below the level of the fundamental or to the general radiated emission limits in § 15.209, whichever is the lesser attenuation.

(e) As shown in Sec. 15.35(b), for frequencies above 1000 MHz, the field strength limits in paragraphs (a) and (b) of this section are based on average limits. However, the peak field strength of any emission shall not exceed the maximum permitted average limits specified above by more than 20 dB under any condition of modulation.

UL Korea, Ltd. Confidential
This report shall not be reproduced except in full, without the written approval of UL Korea, Ltd.

FCC §15.205 and §15.209

Limits for radiated disturbance of an intentional radiator		
Frequency range (MHz)	Limits (µV/m)	Measurement Distance (m)
0.009 – 0.490	2400 / F (kHz)	300
0.490 – 1.705	24000 / F (kHz)	30
1.705 – 30.0	30	30
30 – 88	100**	3
88 - 216	150**	3
216 – 960	200**	3
Above 960	500	3

** Except as provided in paragraph (g), fundamental emissions from intentional radiators operating under this section shall not be located in the frequency bands 54-72 MHz, 76-88 MHz, 174-216 MHz or 470-806 MHz. However, operation within these frequency bands is permitted under other sections of this part, e.g. §§ 15.231 and 15.241.

UL Korea, Ltd. Confidential
This report shall not be reproduced except in full, without the written approval of UL Korea, Ltd.

RESULTS

7.2.1. DUTY CYCLE

[Duty Cycle]

Duty Cycle = ON time / Period = 0.1548 / 62.50 = 0.25%
Duty Cycle Factor= 20log(0.0038) = 52.12 dB
VBW=1/(0.1548 ms)= 6.46 kHz

UL Korea, Ltd. Suwon Laboratory FORM ID: FCC_15C
218 Maeyeong-ro, Yeongtong-gu, Suwon-si, Gyeonggi-do, 16675, Korea TEL: (031) 337-9902 FAX: (031) 213-5433
UL Korea, Ltd. Confidential
This report shall not be reproduced except in full, without the written approval of UL Korea, Ltd.

7.2.2. FUNDAMENTAL FIELD STRENGTH LEVEL

LOW CHANNEL, HORIZONTAL

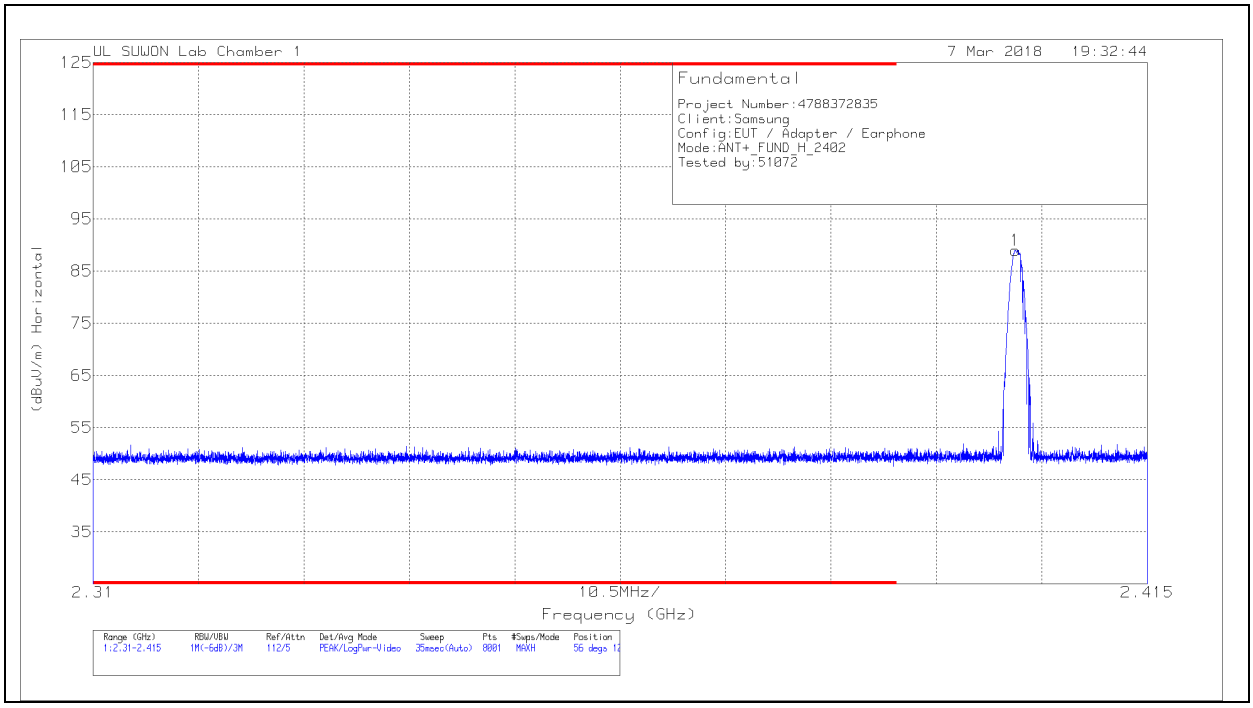

Trace Markers

Marker	Frequency (GHz)	Meter Reading (dBuV)	Det	20170531_3117_00 168717	10dB_ATT(dB)_170 809	DC Corr (dB)	Corrected Reading (dBuV/m)	Azimuth (Degs)	Height (cm)	Polarity
1	2.402	83.38	Pk	31.3	-25.7	0	88.98	56	126	H

Pk - Peak detector

** Pk Limit : 114dBu/Vm
Pk Margin : 25.02dB

*** For marker 1, used the following method to do averaging:
DCCF=52.12
Corrected AV reading = Peak Reading – DCCF
= 88.98 – 52.12= 36.86 dBuV/m

***AVG Limit : 94dBu/Vm
AVG Margin : 57.14 dB

UL Korea, Ltd. Suwon Laboratory FORM ID: FCC_15C
218 Maeyeong-ro, Yeongtong-gu, Suwon-si, Gyeonggi-do, 16675, Korea TEL: (031) 337-9902 FAX: (031) 213-5433
UL Korea, Ltd. Confidential
This report shall not be reproduced except in full, without the written approval of UL Korea, Ltd.

LOW CHANNEL, VERTICAL

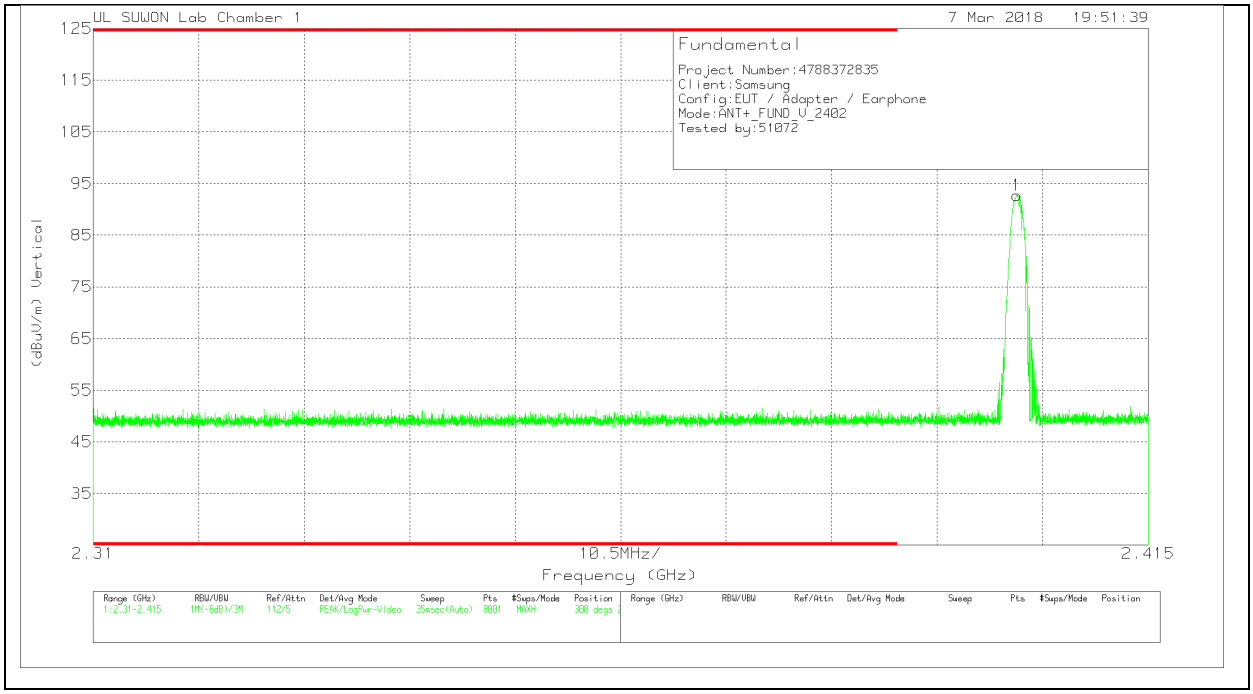

Trace Markers

Marker	Frequency (GHz)	Meter Reading (dBuV)	Det	20170531_3117_00168717	10dB_ATT(dB)_170809	DC Corr (dB)	Corrected Reading (dBuV/m)	Azimuth (Degs)	Height (cm)	Polarity
1	2.402	87.13	Pk	31.3	-25.7	0	92.73	300	276	V

Pk - Peak detector

* Pk Limit : 114dBu/Vm
  Pk Margin : 21.27 dB

** For marker 1, used the following method to do averaging:
DCCF=52.12
Corrected AV reading = Peak Reading – DCCF
= 92.73 – 52.12= 40.61 dBuV/m

***AVG Limit : 94dBu/Vm
  AVG Margin : 53.39 dB

UL Korea, Ltd. Suwon Laboratory FORM ID: FCC_15C
218 Maeyeong-ro, Yeongtong-gu, Suwon-si, Gyeonggi-do, 16675, Korea TEL: (031) 337-9902 FAX: (031) 213-5433
UL Korea, Ltd. Confidential
This report shall not be reproduced except in full, without the written approval of UL Korea, Ltd.

MID CHANNEL, HORIZONTAL

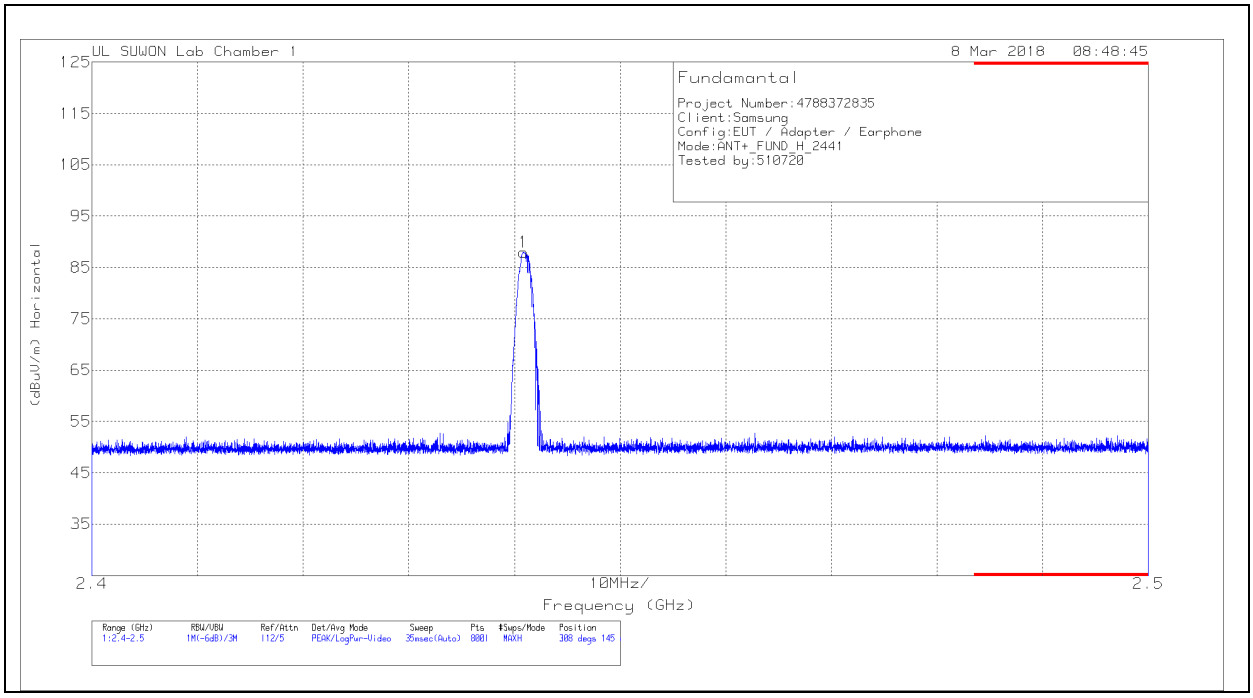

Trace Markers

Marker	Frequency (GHz)	Meter Reading (dBuV)	Det	20170531_3117_00168717	10dB_ATT(dB)_170809	DC Corr (dB)	Corrected Reading (dBuV/m)	Azimuth (Degs)	Height (cm)	Polarity
1	2.441	82.03	Pk	31.5	-25.6	0	87.93	308	145	H

Pk - Peak detector

* Pk Limit : 114dBu/Vm
  Pk Margin : 26.07 dB

** For marker 1, used the following method to do averaging:
DCCF=52.12
Corrected AV reading = Peak Reading – DCCF
= 87.93 – 52.12= 35.81 dBuV/m

***AVG Limit : 94dBu/Vm
  AVG Margin : 48.48 dB

UL Korea, Ltd. Suwon Laboratory FORM ID: FCC_15C
218 Maeyeong-ro, Yeongtong-gu, Suwon-si, Gyeonggi-do, 16675, Korea TEL: (031) 337-9902 FAX: (031) 213-5433
UL Korea, Ltd. Confidential
This report shall not be reproduced except in full, without the written approval of UL Korea, Ltd.

MID CHANNEL, VERTICAL

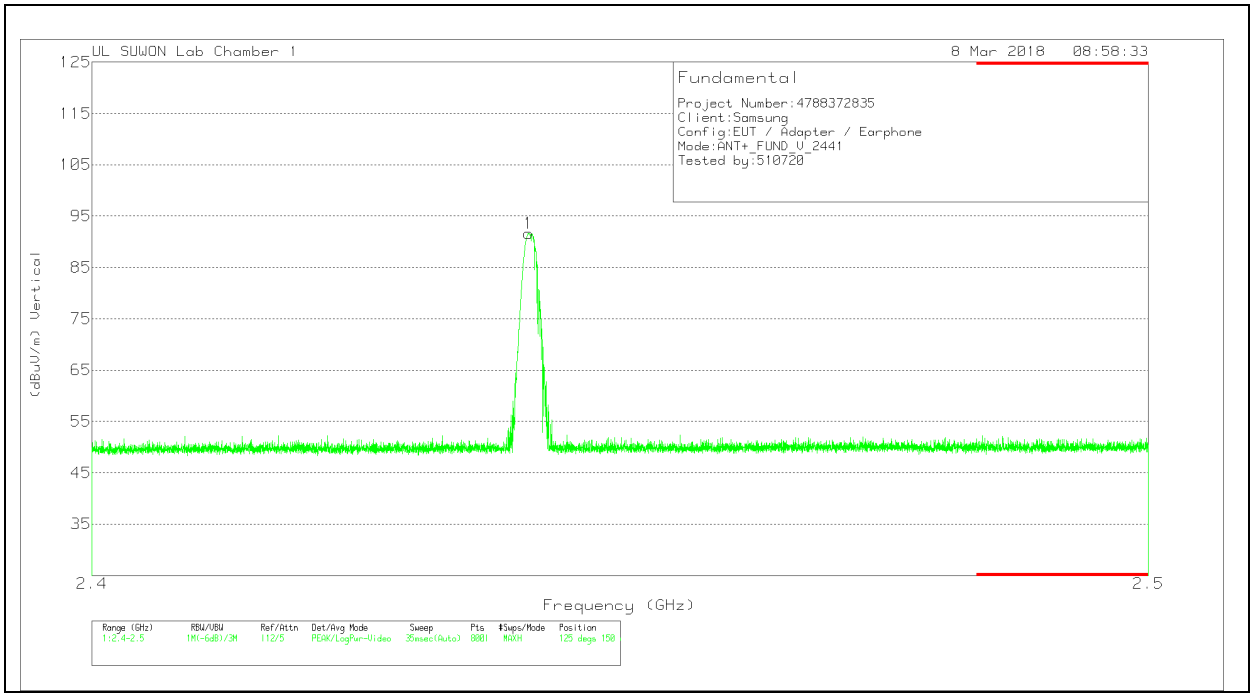

Trace Markers

Marker	Frequency (GHz)	Meter Reading (dBuV)	Det	20170531_3117_00168717	10dB_ATT(dB)_170809	DC Corr (dB)	Corrected Reading (dBuV/m)	Azimuth (Degs)	Height (cm)	Polarity
1	2.441	85.7	Pk	31.5	-25.6	0	91.6	125	150	V

Pk - Peak detector

* Pk Limit : 114dBu/Vm
  Pk Margin : 22.4 dB

** For marker 1, used the following method to do averaging:
DCCF=52.12
Corrected AV reading = Peak Reading – DCCF
= 91.6 – 52.12= 39.48 dBuV/m

***AVG Limit : 94dBu/Vm
  AVG Margin : 54.52 dB

UL Korea, Ltd. Suwon Laboratory FORM ID: FCC_15C
218 Maeyeong-ro, Yeongtong-gu, Suwon-si, Gyeonggi-do, 16675, Korea TEL: (031) 337-9902 FAX: (031) 213-5433
UL Korea, Ltd. Confidential
This report shall not be reproduced except in full, without the written approval of UL Korea, Ltd.

HIGH CHANNEL, HORIZONTAL

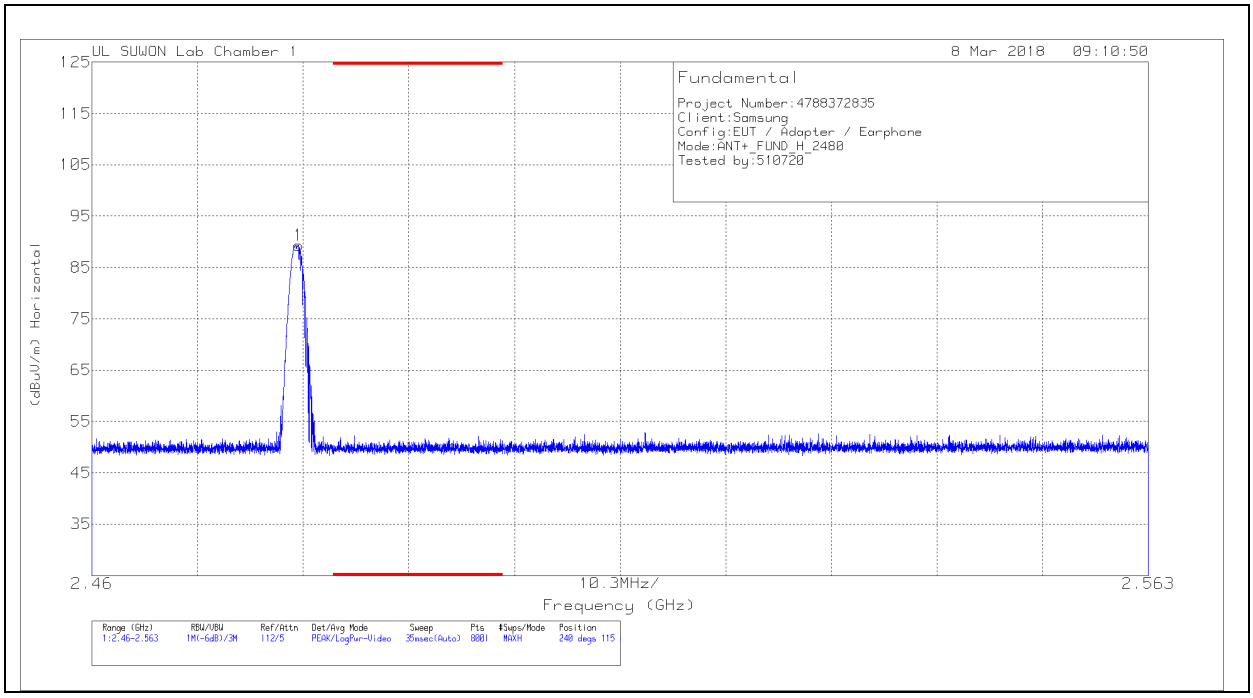

Trace Markers

Marker	Frequency (GHz)	Meter Reading (dBuV)	Det	20170531_3117_00168717	10dB_ATT(dB)_170809	DC Corr (dB)	Corrected Reading (dBuV/m)	Azimuth (Degs)	Height (cm)	Polarity
1	2.48	83.08	Pk	31.6	-25.4	0	89.28	240	115	H

Pk - Peak detector

* Pk Limit : 114dBu/Vm
Pk Margin : 24.72 dB

** For marker 1, used the following method to do averaging:
DCCF=52.12
Corrected AV reading = Peak Reading – DCCF
= 89.28 – 52.12= 37.16 dBuV/m

***AVG Limit : 94dBu/Vm
AVG Margin : 56.84 dB

UL Korea, Ltd. Confidential
This report shall not be reproduced except in full, without the written approval of UL Korea, Ltd.

HIGH CHANNEL, VERTICAL

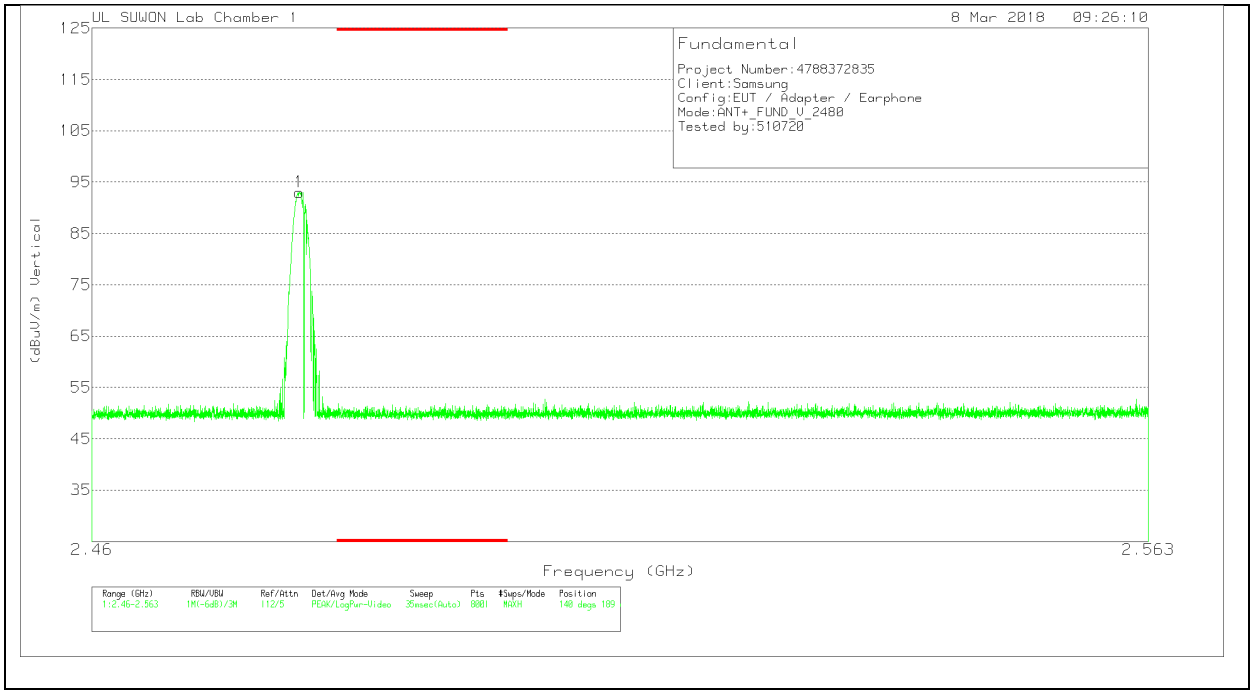

Trace Markers

Marker	Frequency (GHz)	Meter Reading (dBuV)	Det	20170531_3117_00168717	10dB_ATT(dB)_170809	DC Corr (dB)	Corrected Reading (dBuV/m)	Azimuth (Degs)	Height (cm)	Polarity
1	2.48	86.84	Pk	31.6	-25.4	0	93.04	140	189	V

* - indicates frequency in CFR47 Pt 15 / IC RSS-Restricted Band
Pk - Peak detector

** Pk Limit : 114dBu/Vm
Pk Margin : 20.96dB

*** For marker 1, used the following method to do averaging:
DCCF=52.12
Corrected AV reading = Peak Reading – DCCF
= 93.04 – 52.12= 40.92 dBuV/m

***AVG Limit : 94dBu/Vm
AVG Margin : 53.08 dB

UL Korea, Ltd. Suwon Laboratory FORM ID: FCC_15C
218 Maeyeong-ro, Yeongtong-gu, Suwon-si, Gyeonggi-do, 16675, Korea TEL: (031) 337-9902 FAX: (031) 213-5433
UL Korea, Ltd. Confidential
This report shall not be reproduced except in full, without the written approval of UL Korea, Ltd.

7.2.3. TRANSMITTER BAND EDGES

BANDEDGE (LOW CHANNEL, HORIZONTAL)

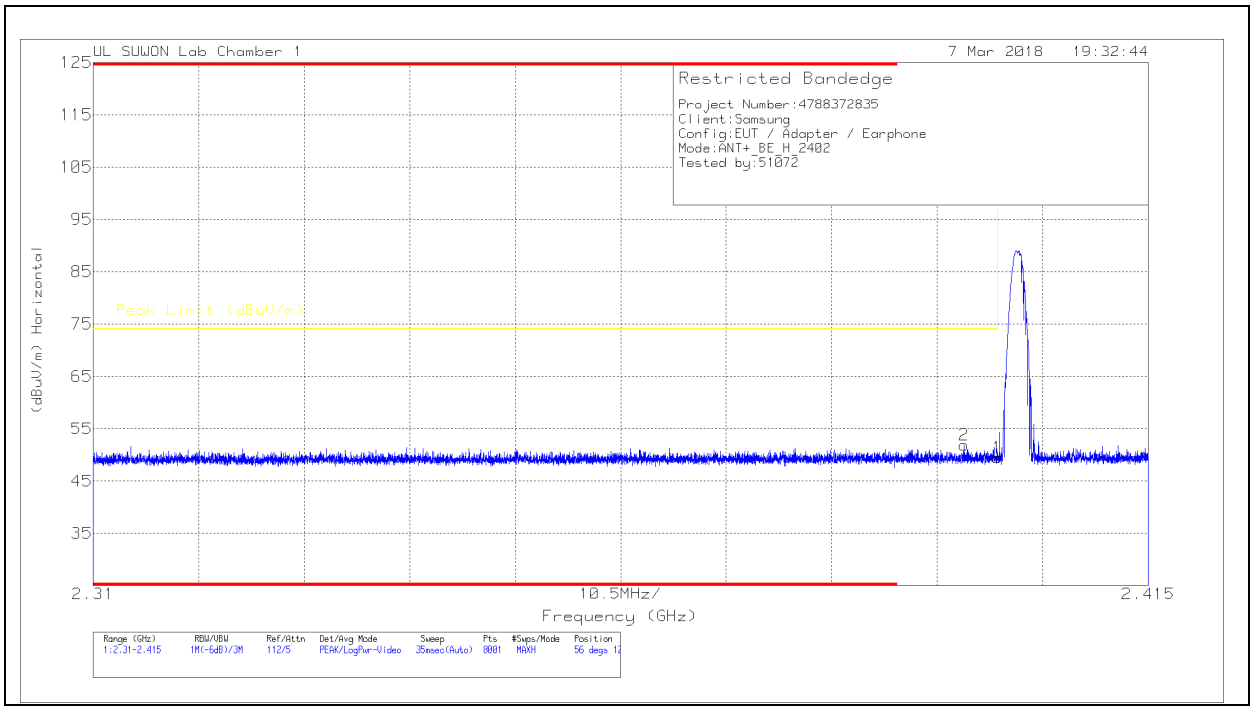

HORIZONTAL DATA

Trace Markers

Marker	Frequency (GHz)	Meter Reading (dBuV)	Det	20170531_3117_0 0168717	10dB_ATT(dB)_17 0809	DC Corr (dB)	Corrected Reading (dBuV/m)	Peak Limit (dBuV/m)	PK Margin (dB)	Azimuth (Degs)	Height (cm)	Polarity
1	2.4	43.89	Pk	31.3	-25.7	0	49.49	74	-24.51	56	126	H
2	2.397	46.29	Pk	31.3	-25.7	0	51.89	74	-22.11	56	126	H

Pk - Peak detector

* For marker 1, used the following method to do averaging:
DCCF=52.12
Corrected AV reading = Peak Reading – DCCF
= 49.49 – 52.12 = -2.63 dBuV/m [AVG Limit : 54dBu/Vm, Margin : 56.63 dB]

* For marker 2, used the following method to do averaging:
DCCF=52.12
Corrected AV reading = Peak Reading – DCCF
= 51.89 – 52.12 = -0.23 dBuV/m [AVG Limit : 54dBu/Vm, Margin : 54.23 dB]

UL Korea, Ltd. Confidential
This report shall not be reproduced except in full, without the written approval of UL Korea, Ltd.

VERTICAL PEAK AND AVERAGE PLOT

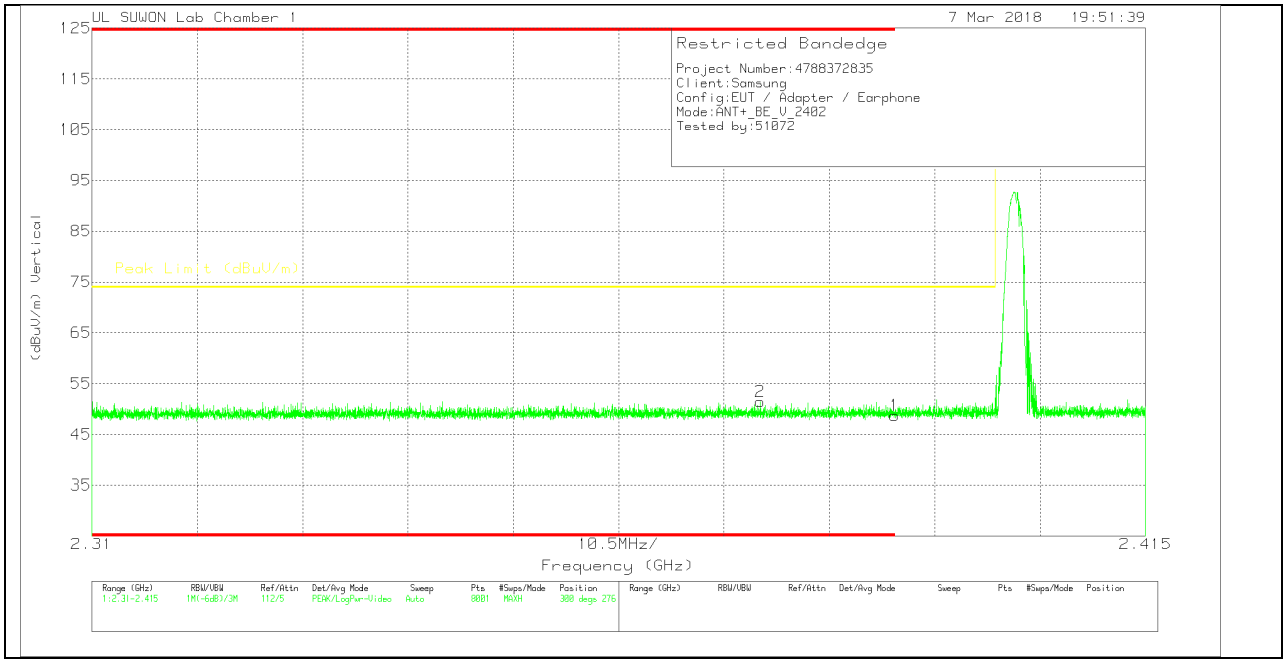

VERTICAL DATA

Trace Markers

Marker	Frequency (GHz)	Meter Reading (dBuV)	Det	20170531_3117_0 0168717	10dB_ATT(dB)_17 0809	DC Corr (dB)	Corrected Reading (dBuV/m)	Peak Limit (dBuV/m)	PK Margin (dB)	Azimuth (Degs)	Height (cm)	Polarity
1	* 2.39	43.17	Pk	31.3	-25.7	0	48.77	74	-25.23	300	276	V
2	* 2.377	45.99	Pk	31.3	-25.8	0	51.49	74	-22.51	300	276	V

* - indicates frequency in CFR47 Pt 15 / IC RSS-Restricted Band
Pk - Peak detector

* For marker 1, used the following method to do averaging:
DCCF=52.12
Corrected AV reading = Peak Reading – DCCF
= 48.77 – 52.12 = -3.35 dBuV/m [AVG Limit : 54dBu/Vm, Margin : 57.35 dB]

* For marker 2, used the following method to do averaging:
DCCF=52.12
Corrected AV reading = Peak Reading – DCCF
= 51.49 – 52.12 = -0.63 dBuV/m [AVG Limit : 54dBu/Vm, Margin : 54.63 dB]

UL Korea, Ltd. Confidential
This report shall not be reproduced except in full, without the written approval of UL Korea, Ltd.

AUTHORIZED BANDEDGE (HIGH CHANNEL)

HORIZONTAL PEAK AND AVERAGE PLOT

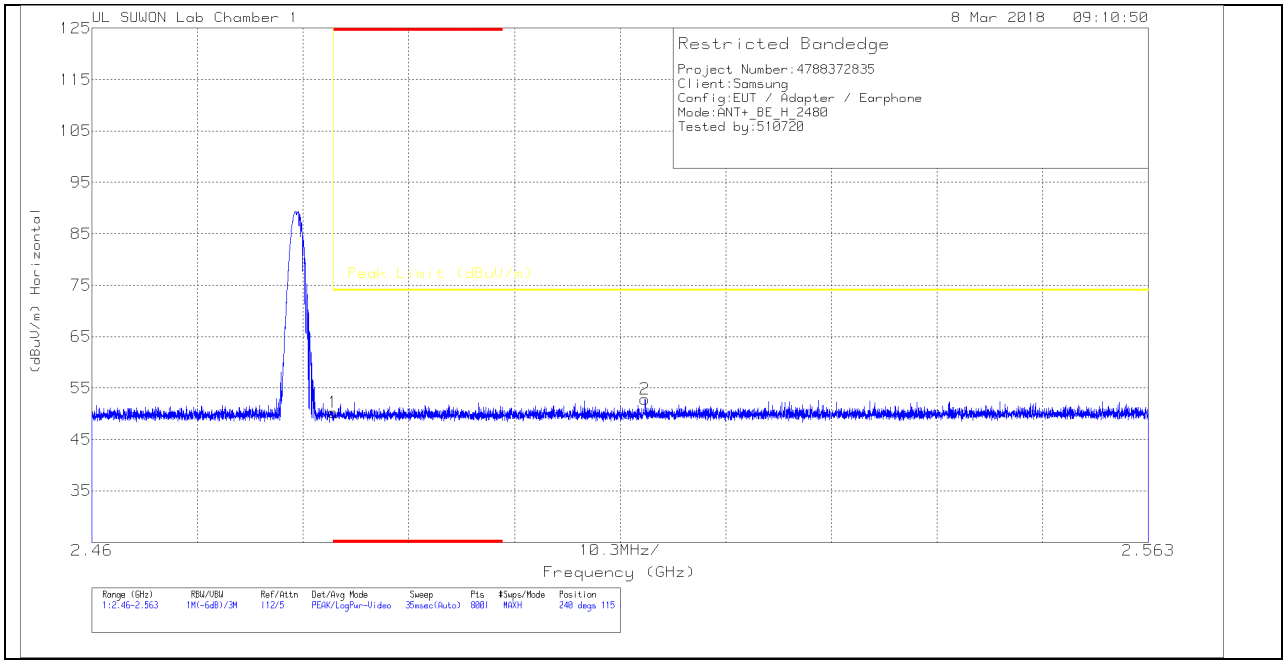

HORIZONTAL DATA

Trace Markers

Marker	Frequency (GHz)	Meter Reading (dBuV)	Det	20170531_3117_0 0168717	10dB_ATT(dB)_17 0809	DC Corr (dB)	Corrected Reading (dBuV/m)	Peak Limit (dBuV/m)	PK Margin (dB)	Azimuth (Degs)	Height (cm)	Polarity
1	* 2.484	44.22	Pk	31.6	-25.5	0	50.32	74	-23.68	240	115	H
2	2.514	46.51	Pk	31.6	-25.3	0	52.81	74	-21.19	240	115	H

* - indicates frequency in CFR47 Pt 15 / IC RSS-Restricted Band
Pk - Peak detector

* For marker 1, used the following method to do averaging:
DCCF=52.12
Corrected AV reading = Peak Reading – DCCF
= 50.32 – 52.12 = -1.8 dBuV/m [AVG Limit : 54dBu/Vm, Margin : 55.8 dB]

* For marker 2, used the following method to do averaging:
DCCF=52.12
Corrected AV reading = Peak Reading – DCCF
= 52.81 – 52.12 = 0.69 dBuV/m [AVG Limit : 54dBu/Vm, Margin : 53.31 dB]

UL Korea, Ltd. Confidential
This report shall not be reproduced except in full, without the written approval of UL Korea, Ltd.

VERTICAL PEAK AND AVERAGE PLOT

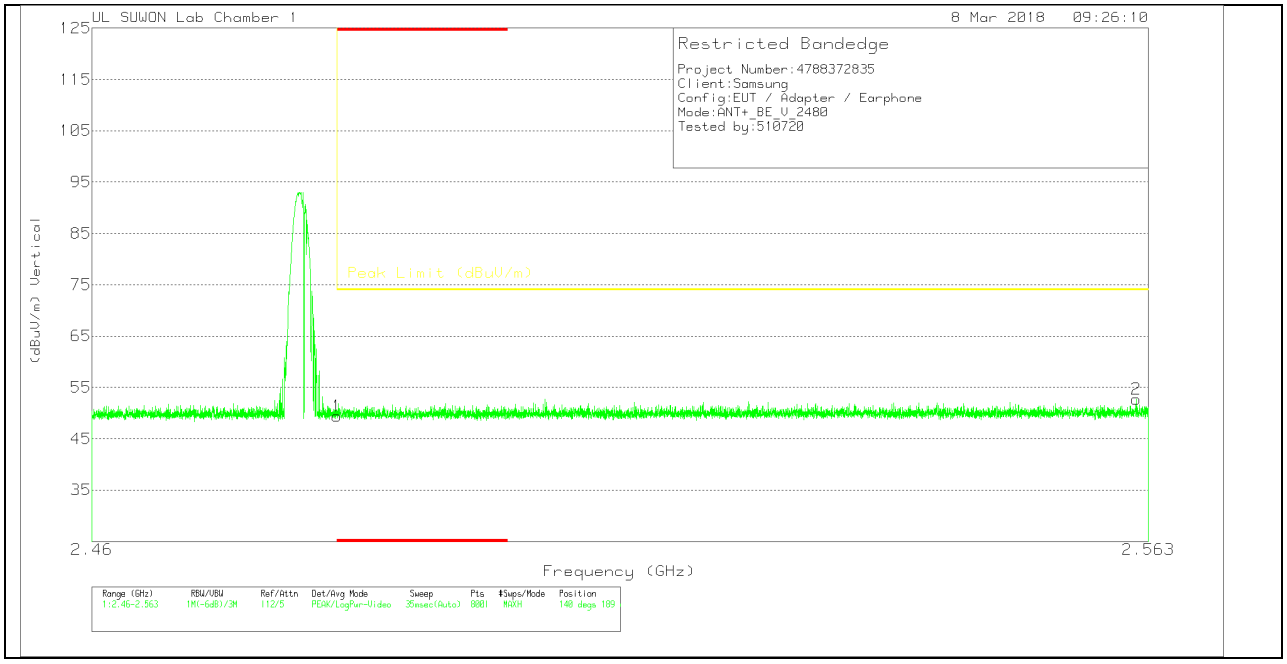

VERTICAL DATA

Trace Markers

Marker	Frequency (GHz)	Meter Reading (dBuV)	Det	20170531_3117_0 0168717	10dB_ATT(dB)_17 0809	DC Corr (dB)	Corrected Reading (dBuV/m)	Peak Limit (dBuV/m)	PK Margin (dB)	Azimuth (Degs)	Height (cm)	Polarity
1	* 2.484	43.29	Pk	31.6	-25.5	0	49.39	74	-24.61	140	189	V
2	2.562	46.36	Pk	31.7	-25.3	0	52.76	74	-21.24	140	189	V

* - indicates frequency in CFR47 Pt 15 / IC RSS-Restricted Band
Pk - Peak detector

* For marker 1, used the following method to do averaging:
DCCF=52.12
Corrected AV reading = Peak Reading – DCCF
= 49.39 – 52.12 = -2.73 dBuV/m [AVG Limit : 54dBu/Vm, Margin : 56.73 dB]

* For marker 2, used the following method to do averaging:
DCCF=52.12
Corrected AV reading = Peak Reading – DCCF
= 52.76 – 52.12 = 0.64 dBuV/m [AVG Limit : 54dBu/Vm, Margin : 53.36 dB]

UL Korea, Ltd. Suwon Laboratory FORM ID: FCC_15C
218 Maeyeong-ro, Yeongtong-gu, Suwon-si, Gyeonggi-do, 16675, Korea TEL: (031) 337-9902 FAX: (031) 213-5433
UL Korea, Ltd. Confidential
This report shall not be reproduced except in full, without the written approval of UL Korea, Ltd.

7.2.4. HARMONICS AND SPURIOUS EMISSIONS

LOW CHANNEL HORIZONTAL

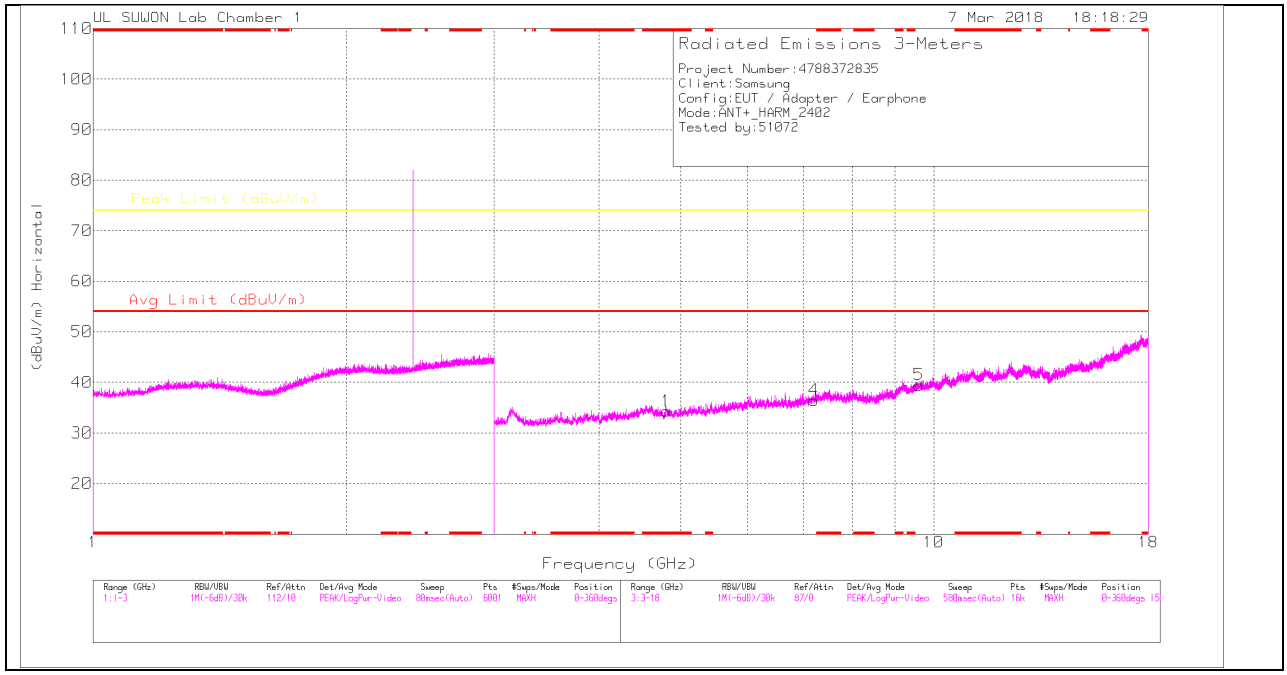

LOW CHANNEL VERTICAL

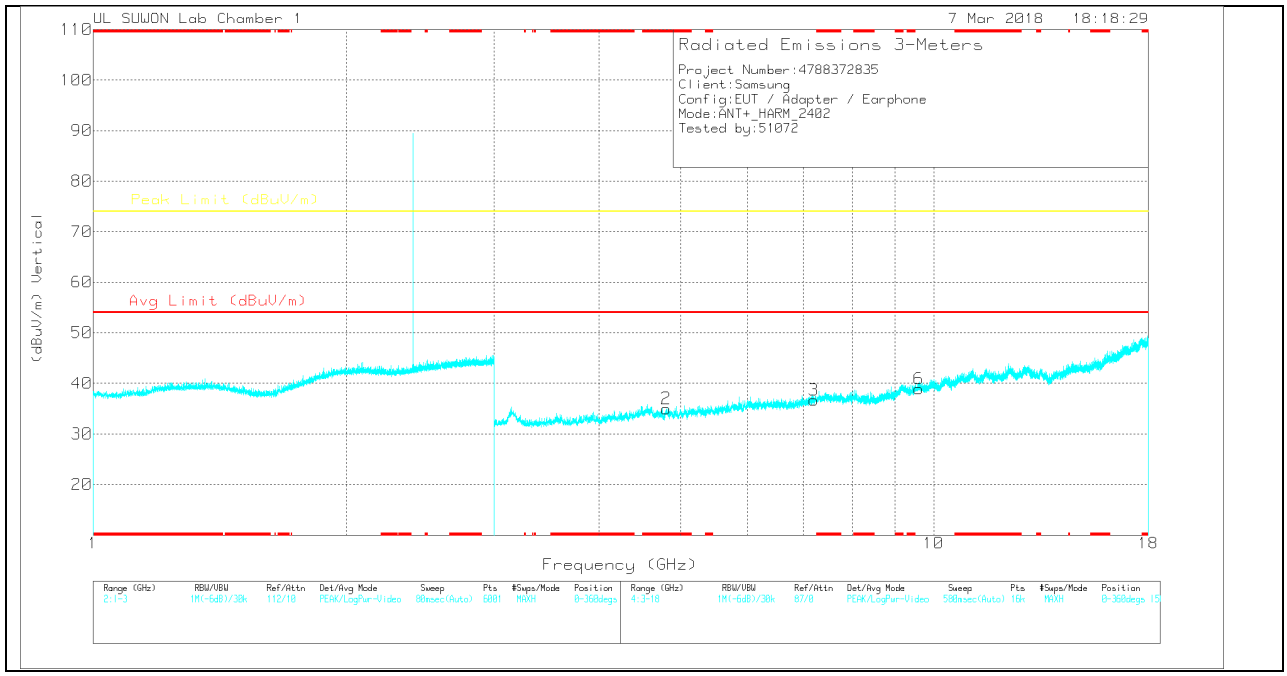

Note: Emission was scanned up to 26GHz; No emissions were detected above the noise floor which was at least 20dB below the specification limit.

UL Korea, Ltd. Confidential
This report shall not be reproduced except in full, without the written approval of UL Korea, Ltd.

LOW CHANNEL DATA

Trace Markers

Marker	Frequency (GHz)	Meter Reading (dBuV)	Det	20170531_3117_00168717	3GHz_HP(dB)_170809	DC Corr (dB)	Corrected Reading (dBuV/m)	Avg Limit (dBuV/m)	Margin (dB)	Peak Limit (dBuV/m)	Margin (dB)	Azimuth (Degs)	Height (cm)	Polarity
1	* 4.805	32.09	PK	33.8	-31.6	0	34.29	-	-	74	-39.71	0-360	250	H
4	7.206	28.66	PK	35.9	-28.1	0	36.46	-	-	74	-37.54	0-360	250	H
5	9.608	26.28	PK	36.7	-23.5	0	39.48	-	-	74	-34.52	0-360	150	H
2	* 4.805	32.79	PK	33.8	-31.6	0	34.99	-	-	74	-39.01	0-360	150	V
3	7.206	28.85	PK	35.9	-28.1	0	36.65	-	-	74	-37.35	0-360	150	V
6	9.608	25.71	PK	36.7	-23.5	0	38.91	-	-	74	-35.09	0-360	250	V

* - indicates frequency in CFR47 Pt 15 / IC RSS-Restricted Band
PK – Peak Detector

Note: Only peak measurement was performed. Because peak measurement result of unwanted emission is less than average limit (54dBuV/m).

UL Korea, Ltd. Suwon Laboratory FORM ID: FCC_15C
218 Maeyeong-ro, Yeongtong-gu, Suwon-si, Gyeonggi-do, 16675, Korea TEL: (031) 337-9902 FAX: (031) 213-5433
UL Korea, Ltd. Confidential
This report shall not be reproduced except in full, without the written approval of UL Korea, Ltd.

MID CHANNEL HORIZONTAL

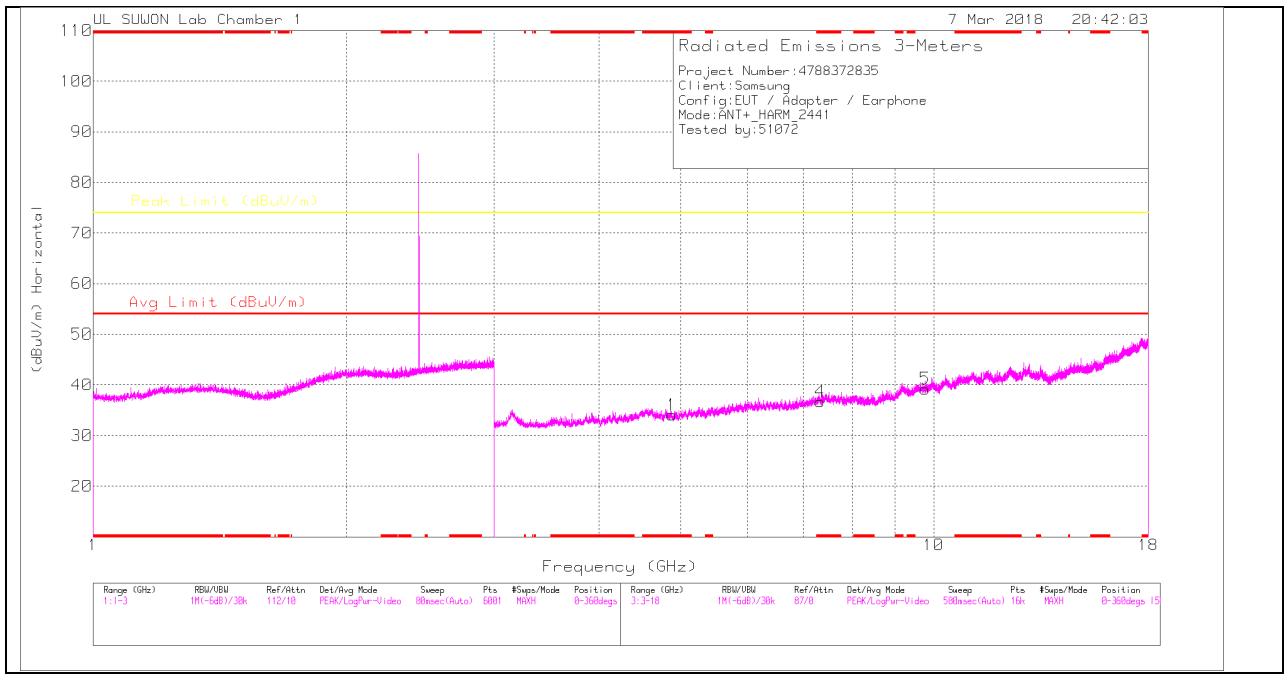

MID CHANNEL VERTICAL

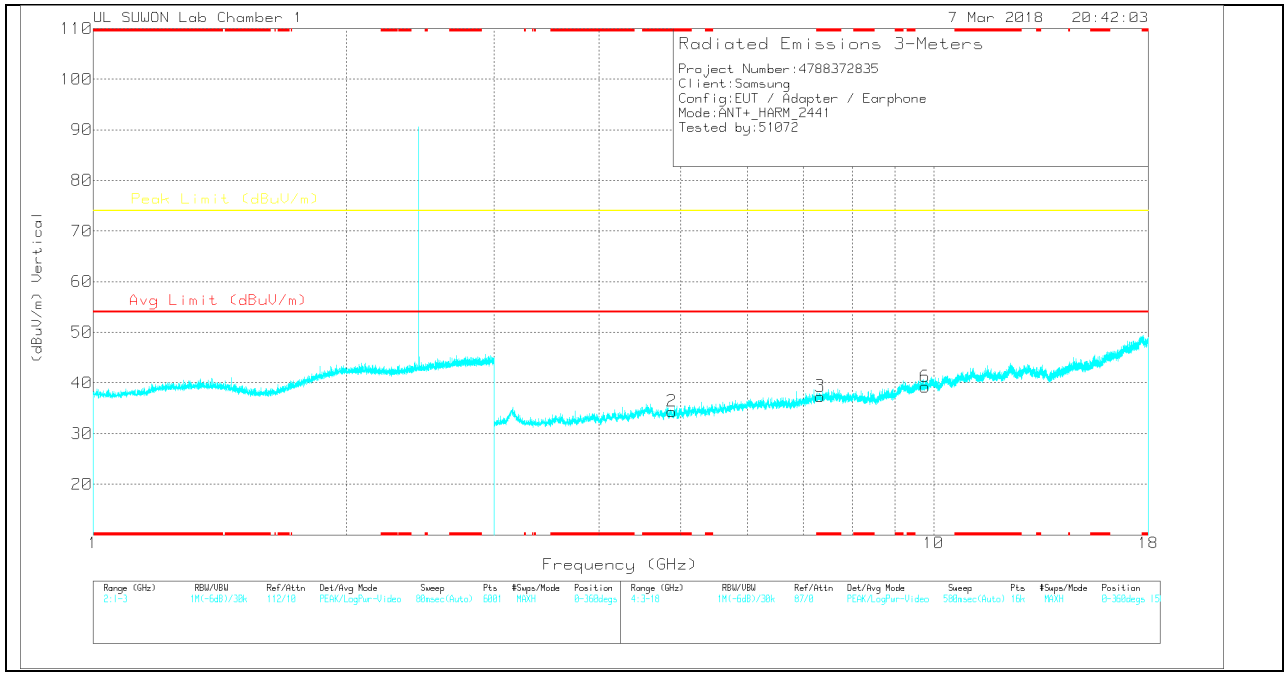

Note: Emission was scanned up to 26GHz; No emissions were detected above the noise floor which was at least 20dB below the specification limit.

UL Korea, Ltd. Confidential
This report shall not be reproduced except in full, without the written approval of UL Korea, Ltd.

MID CHANNEL DATA

Trace Markers

Marker	Frequency (GHz)	Meter Reading (dBuV)	Det	20170531_3117_00168717	3GHz_HP(dB)_170809	DC Corr (dB)	Corrected Reading (dBuV/m)	Avg Limit (dBuV/m)	Margin (dB)	Peak Limit (dBuV/m)	Margin (dB)	Azimuth (Degs)	Height (cm)	Polarity
1	* 4.883	31.94	PK	33.8	-31.7	0	34.04	-	-	74	-39.96	0-360	150	H
4	* 7.323	28.38	PK	35.9	-27.6	0	36.68	-	-	74	-37.32	0-360	250	H
5	9.765	26.52	PK	36.9	-24.2	0	39.22	-	-	74	-34.78	0-360	250	H
2	* 4.883	32.28	PK	33.8	-31.7	0	34.38	-	-	74	-39.62	0-360	250	V
3	* 7.324	28.94	PK	35.9	-27.5	0	37.34	-	-	74	-36.66	0-360	250	V
6	9.765	26.55	PK	36.9	-24.2	0	39.25	-	-	74	-34.75	0-360	250	V

* - indicates frequency in CFR47 Pt 15 / IC RSS-Restricted Band
PK – Peak Detector

Note: Only peak measurement was performed. Because peak measurement result of unwanted emission is less than average limit (54dBuV/m).

UL Korea, Ltd. Suwon Laboratory FORM ID: FCC_15C
218 Maeyeong-ro, Yeongtong-gu, Suwon-si, Gyeonggi-do, 16675, Korea TEL: (031) 337-9902 FAX: (031) 213-5433
UL Korea, Ltd. Confidential
This report shall not be reproduced except in full, without the written approval of UL Korea, Ltd.

HIGH CHANNEL HORIZONTAL

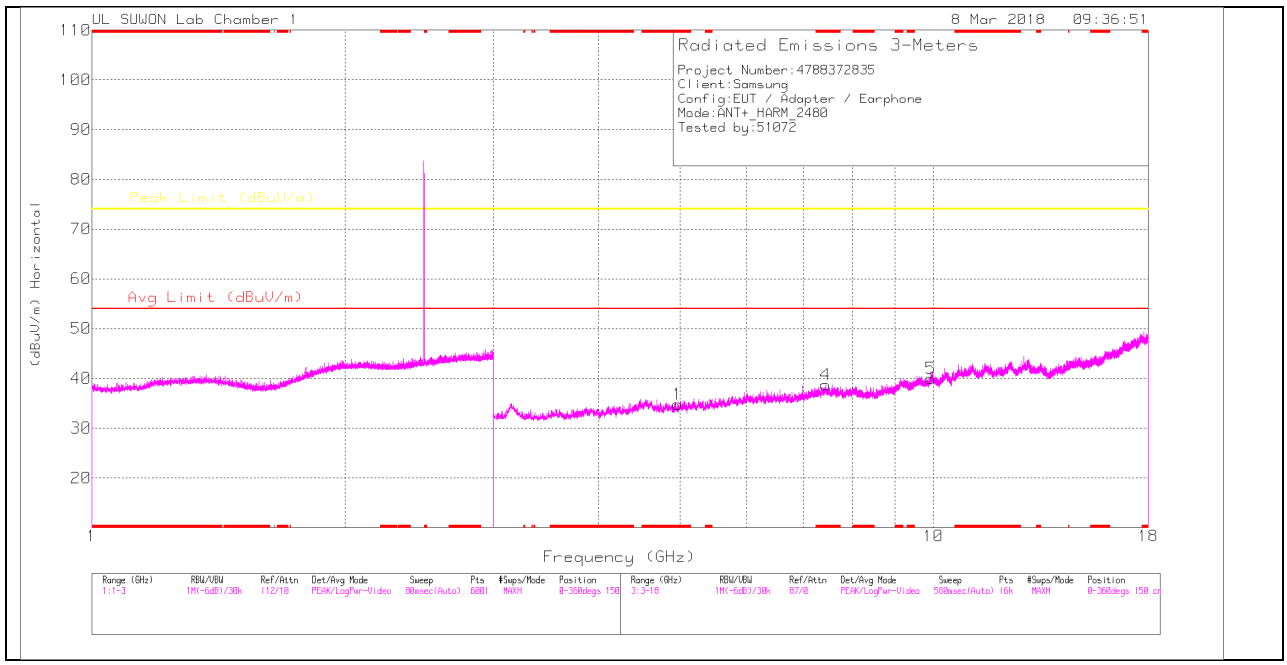

HIGH CHANNEL VERTICAL

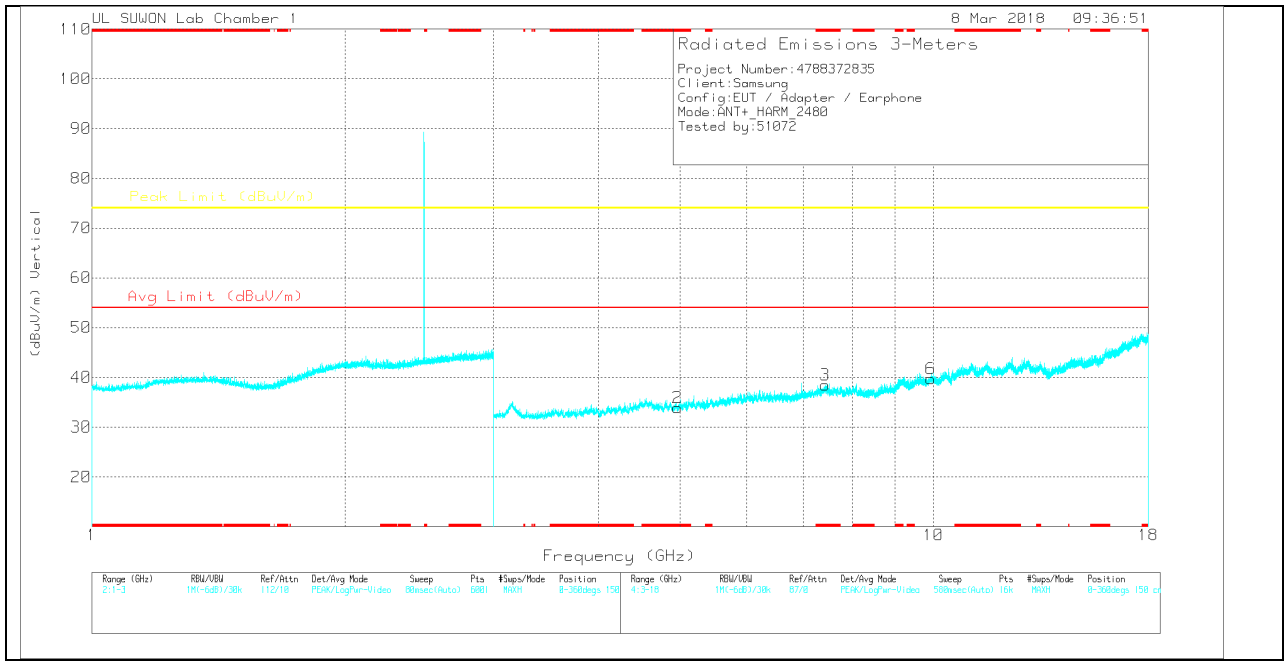

Note: Emission was scanned up to 26GHz; No emissions were detected above the noise floor which was at least 20dB below the specification limit.

UL Korea, Ltd. Confidential
This report shall not be reproduced except in full, without the written approval of UL Korea, Ltd.

HIGH CHANNEL DATA

Trace Markers

Marker	Frequency (GHz)	Meter Reading (dBuV)	Det	20170531_3117_00168717	3GHz_HP(dB)_170809	DC Corr (dB)	Corrected Reading (dBuV/m)	Avg Limit (dBuV/m)	Margin (dB)	Peak Limit (dBuV/m)	Margin (dB)	Azimuth (Degs)	Height (cm)	Polarity
1	* 4.961	32.65	PK	33.8	-31.7	0	34.75	-	-	74	-39.25	0-360	150	H
4	* 7.443	30.07	PK	35.9	-27.2	0	38.77	-	-	74	-35.23	0-360	150	H
5	9.921	25.15	PK	37.1	-22.3	0	39.95	-	-	74	-34.05	0-360	250	H
2	* 4.96	31.76	PK	33.8	-31.6	0	33.96	-	-	74	-40.04	0-360	250	V
3	* 7.44	29.76	PK	35.9	-27.2	0	38.46	-	-	74	-35.54	0-360	250	V
6	9.92	24.96	PK	37.1	-22.3	0	39.76	-	-	74	-34.24	0-360	250	V

* - indicates frequency in CFR47 Pt 15 / IC RSS-Restricted Band
PK – Peak Detector

Note: Only peak measurement was performed. Because peak measurement result of unwanted emission is less than average limit (54dBuV/m).

UL Korea, Ltd. Suwon Laboratory FORM ID: FCC_15C
218 Maeyeong-ro, Yeongtong-gu, Suwon-si, Gyeonggi-do, 16675, Korea TEL: (031) 337-9902 FAX: (031) 213-5433
UL Korea, Ltd. Confidential
This report shall not be reproduced except in full, without the written approval of UL Korea, Ltd.

7.2.5. SPURIOUS BELOW 1 GHz

SPURIOUS EMISSIONS 30 TO 1000 MHz (HORIZONTAL)

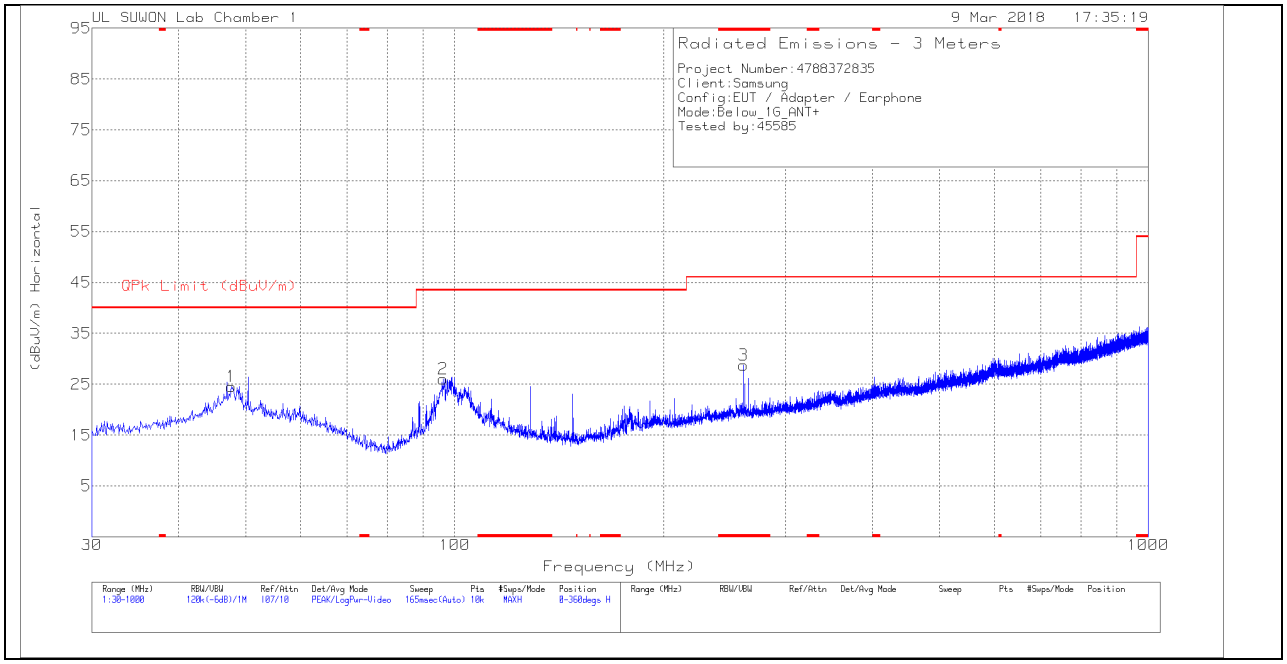

SPURIOUS EMISSIONS 30 TO 1000 MHz (VERTICAL)

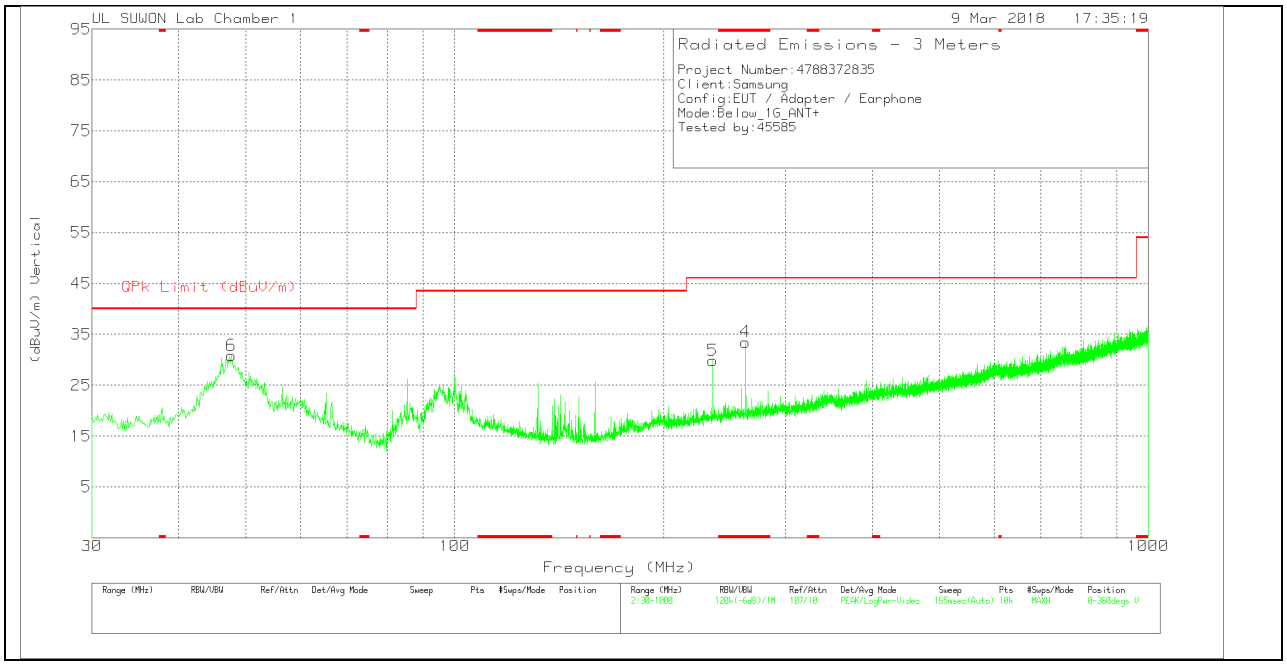

UL Korea, Ltd. Confidential
This report shall not be reproduced except in full, without the written approval of UL Korea, Ltd.

BELOW 1 GHz TABLE

Trace Markers

Marker	Frequency (MHz)	Meter Reading (dBuV)	Det	750_20170831	30-1000MHz[dB]	Corrected Reading (dBuV/m)	QPk Limit (dBuV/m)	Margin (dB)	Azimuth (Degs)	Height (cm)	Polarity
1	47.654	34.28	Pk	19.8	-29.5	24.58	40	-15.42	0-360	400	H
2	96.251	37.67	Pk	16.9	-28.5	26.07	43.52	-17.45	0-360	300	H
3	* 261.054	37.47	Pk	18.4	-27.1	28.77	46.02	-17.25	0-360	100	H
4	* 262.606	42.3	Pk	18.4	-27.2	33.5	46.02	-12.52	0-360	100	V
5	235.543	39.37	Pk	17.9	-27.4	29.87	46.02	-16.15	0-360	100	V
6	47.654	40.57	Pk	19.8	-29.5	30.87	40	-9.13	0-360	200	V

* - indicates frequency in CFR47 Pt 15 / IC RSS-Restricted Band
Pk - Peak detector

UL Korea, Ltd. Suwon Laboratory FORM ID: FCC_15C
218 Maeyeong-ro, Yeongtong-gu, Suwon-si, Gyeonggi-do, 16675, Korea TEL: (031) 337-9902 FAX: (031) 213-5433
UL Korea, Ltd. Confidential
This report shall not be reproduced except in full, without the written approval of UL Korea, Ltd.

8. AC POWER LINE CONDUCTED EMISSIONS

LIMITS

FCC §15.207 (a)

Frequency of emission (MHz)	Conducted limit (dBµV)	
	Quasi-peak	Average
0.15-0.5	66 to 56*	56 to 46*
0.5-5	56	46
5-30	60	50

*Decreases with the logarithm of the frequency.

TEST PROCEDURE

The EUT is placed on a non-conducting table 40 cm from the vertical ground plane and 80 cm above the horizontal ground plane. The EUT is configured in accordance with ANSI C63.10.

The receiver is set to a resolution bandwidth of 9 kHz. Peak detection is used unless otherwise noted as quasi-peak or average.

Line conducted data is recorded for both NEUTRAL and HOT lines.

UL Korea, Ltd. Suwon Laboratory FORM ID: FCC_15C
218 Maeyeong-ro, Yeongtong-gu, Suwon-si, Gyeonggi-do, 16675, Korea TEL: (031) 337-9902 FAX: (031) 213-5433
UL Korea, Ltd. Confidential
This report shall not be reproduced except in full, without the written approval of UL Korea, Ltd.

RESULTS

6 WORST EMISSIONS

LINE 1 PLOT

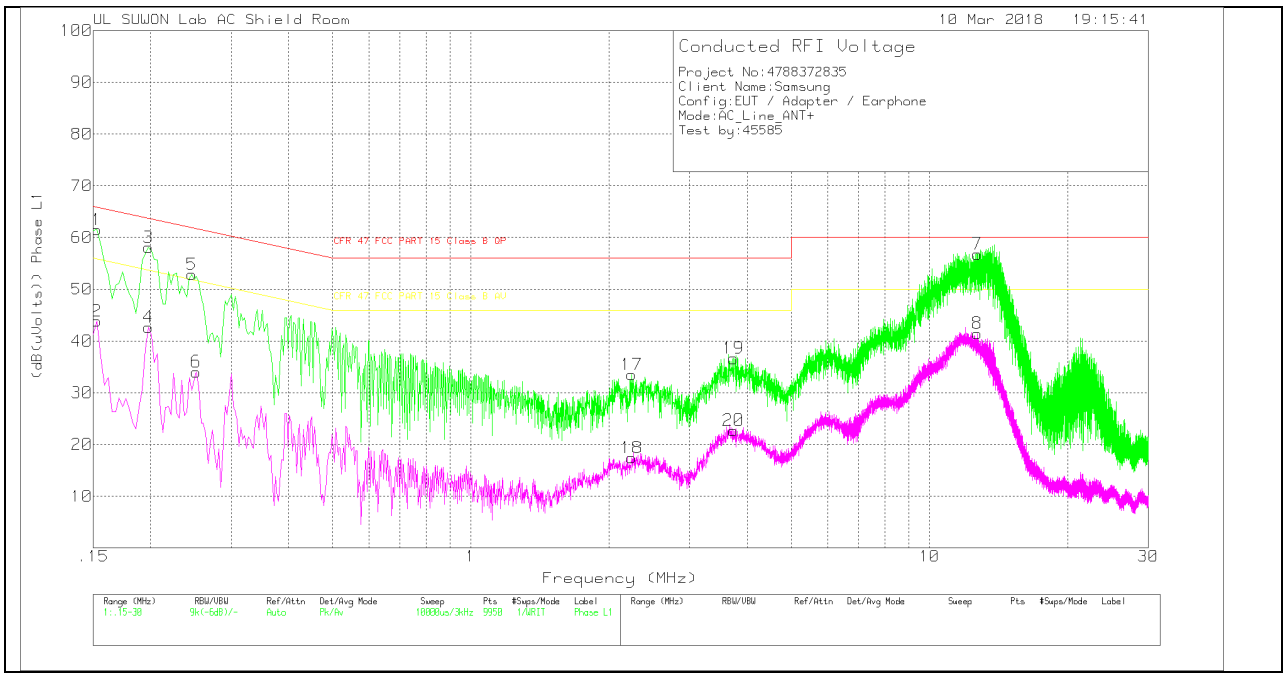

UL Korea, Ltd. Suwon Laboratory FORM ID: FCC_15C
218 Maeyeong-ro, Yeongtong-gu, Suwon-si, Gyeonggi-do, 16675, Korea TEL: (031) 337-9902 FAX: (031) 213-5433
UL Korea, Ltd. Confidential
This report shall not be reproduced except in full, without the written approval of UL Korea, Ltd.

LINE 1 RESULTS

Trace Markers

Range 1: Phase L1 .15 - 30MHz

Marker	Frequency (MHz)	Meter Reading (dBuV)	Det	101837_L1_with extension	CABLELOSS(dB)	Corrected Reading (dB(uVolts))	CFR 47 FCC PART 15 Class B QP	Margin (dB)	CFR 47 FCC PART 15 Class B AV	Margin (dB)
1	.153	51.39	Pk	10	.1	61.49	65.84	-4.35	-	-
2	.153	33.73	Av	10	.1	43.83	-	-	55.84	-12.01
3	.198	48.09	Pk	9.8	.2	58.09	63.69	-5.6	-	-
4	.198	32.66	Av	9.8	.2	42.66	-	-	53.69	-11.03
5	.246	43.14	Pk	9.5	.2	52.84	61.89	-9.05	-	-
6	.252	24.34	Av	9.5	.2	34.04	-	-	51.69	-17.65
7	12.711	46.69	Pk	9.8	.3	56.79	60	-3.21	-	-
8	12.711	31.36	Av	9.8	.3	41.46	-	-	50	-8.54
17	2.244	23.31	Pk	9.9	.3	33.51	56	-22.49	-	-
18	2.244	7.22	Av	9.9	.3	17.42	-	-	46	-28.58
19	3.735	26.54	Pk	9.8	.3	36.64	56	-19.36	-	-
20	3.738	12.6	Av	9.8	.3	22.7	-	-	46	-23.3

Pk - Peak detector
Av - Average detection

Quasi-Peak Emissions

Range 1: Phase L1 .15 - 30MHz

Frequency (MHz)	Meter Reading (dBuV)	Det	101837_L1_with extension	CABLELOSS(dB)	Corrected Reading (dB(uVolts))	CFR 47 FCC PART 15 Class B QP	Margin (dB)	CFR 47 FCC PART 15 Class B AV	Margin (dB)
.15225	36.78	Qp	10	.1	46.88	65.88	-19	-	-
.19725	35.41	Qp	9.8	.2	45.41	63.73	-18.32	-	-
.24525	30.37	Qp	9.5	.2	40.07	61.92	-21.85	-	-
.25125	28.27	Qp	9.5	.2	37.97	61.72	-23.75	-	-
12.7103	39.62	Qp	9.8	.3	49.72	60	-10.28	-	-

Qp - Quasi-Peak detector

UL Korea, Ltd. Suwon Laboratory FORM ID: FCC_15C
218 Maeyeong-ro, Yeongtong-gu, Suwon-si, Gyeonggi-do, 16675, Korea TEL: (031) 337-9902 FAX: (031) 213-5433
UL Korea, Ltd. Confidential
This report shall not be reproduced except in full, without the written approval of UL Korea, Ltd.

LINE 2 PLOT

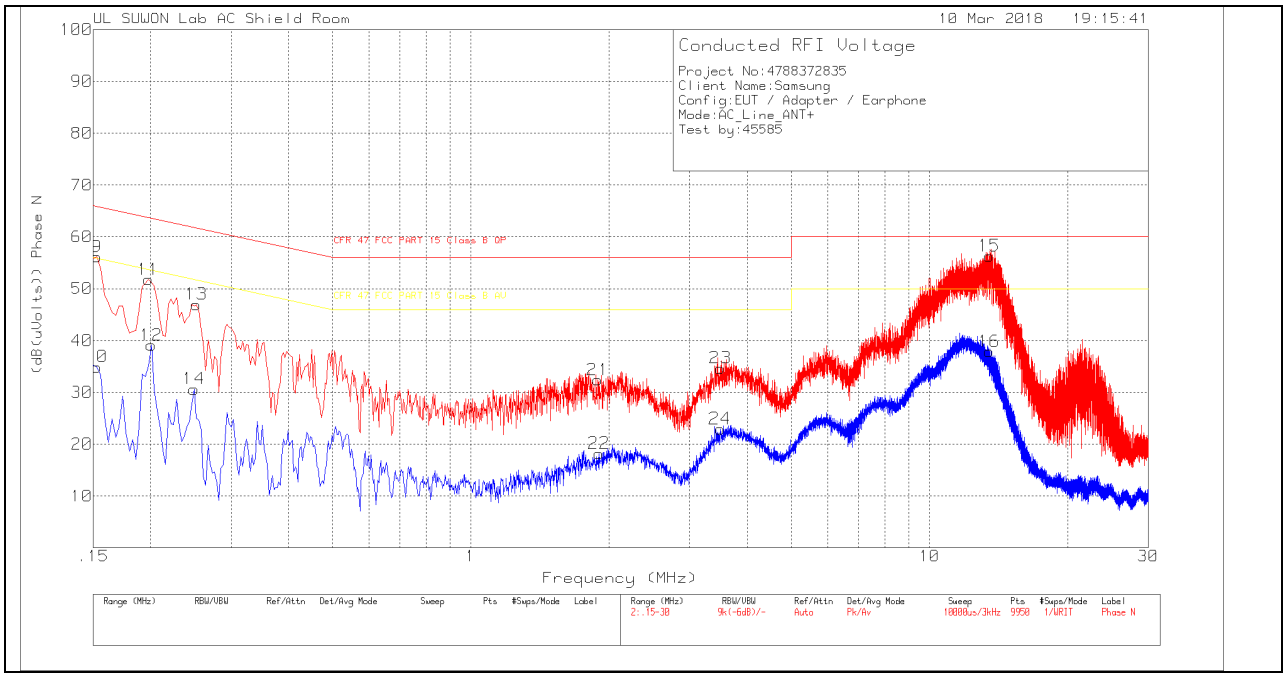

UL Korea, Ltd. Suwon Laboratory FORM ID: FCC_15C
218 Maeyeong-ro, Yeongtong-gu, Suwon-si, Gyeonggi-do, 16675, Korea TEL: (031) 337-9902 FAX: (031) 213-5433
UL Korea, Ltd. Confidential
This report shall not be reproduced except in full, without the written approval of UL Korea, Ltd.

LINE 2 RESULTS

Trace Markers

Range 2: Phase N .15 - 30MHz

Marker	Frequency (MHz)	Meter Reading (dBuV)	Det	101837_N_with extension	CABLELOSS(dB)	Corrected Reading (dB(uVolts))	CFR 47 FCC PART 15 Class B QP	Margin (dB)	CFR 47 FCC PART 15 Class B AV	Margin (dB)
9	.153	46.03	Pk	10	.1	56.13	65.84	-9.71	-	-
10	.153	24.81	Av	10	.1	34.91	-	-	55.84	-20.93
11	.198	41.66	Pk	9.9	.2	51.76	63.69	-11.93	-	-
12	.201	29.1	Av	9.8	.2	39.1	-	-	53.57	-14.47
13	.252	37.16	Pk	9.6	.2	46.96	61.69	-14.73	-	-
14	.249	20.85	Av	9.6	.2	30.65	-	-	51.79	-21.14
15	13.497	46.11	Pk	9.8	.4	56.31	60	-3.69	-	-
16	13.494	27.68	Av	9.8	.4	37.88	-	-	50	-12.12
21	1.893	22.19	Pk	9.9	.3	32.39	56	-23.61	-	-
22	1.902	8.01	Av	9.9	.3	18.21	-	-	46	-27.79
23	3.501	24.57	Pk	9.8	.3	34.67	56	-21.33	-	-
24	3.495	12.86	Av	9.8	.3	22.96	-	-	46	-23.04

Pk - Peak detector
Av - Average detection

Quasi-Peak Emissions

Range 2: Phase N .15 - 30MHz

Frequency (MHz)	Meter Reading (dBuV)	Det	101837_N_with extension	CABLELOSS(dB)	Corrected Reading (dB(uVolts))	CFR 47 FCC PART 15 Class B QP	Margin (dB)	CFR 47 FCC PART 15 Class B AV	Margin (dB)
.15225	35.83	Qp	10	.1	45.93	65.88	-19.95	-	-
.19725	33.9	Qp	9.9	.2	44	63.73	-19.73	-	-
.20025	33.44	Qp	9.8	.2	43.44	63.6	-20.16	-	-
.25125	27.37	Qp	9.6	.2	37.17	61.72	-24.55	-	-
.24825	28.24	Qp	9.6	.2	38.04	61.82	-23.78	-	-
13.4963	39.77	Qp	9.8	.4	49.97	60	-10.03	-	-
13.4948	39.62	Qp	9.8	.4	49.82	60	-10.18	-	-

Qp - Quasi-Peak detector

UL Korea, Ltd. Suwon Laboratory FORM ID: FCC_15C
218 Maeyeong-ro, Yeongtong-gu, Suwon-si, Gyeonggi-do, 16675, Korea TEL: (031) 337-9902 FAX: (031) 213-5433
UL Korea, Ltd. Confidential
This report shall not be reproduced except in full, without the written approval of UL Korea, Ltd.