▣ Test Plots(802.11ac(VHT80))

Note:

In order to simplify the report, attached plots were only channel of highest power.

UNII 1 (Ch. 42)	UNII 2A (Ch. 58)
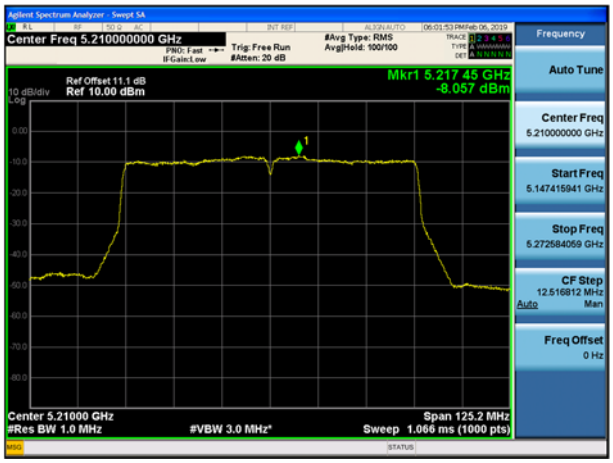	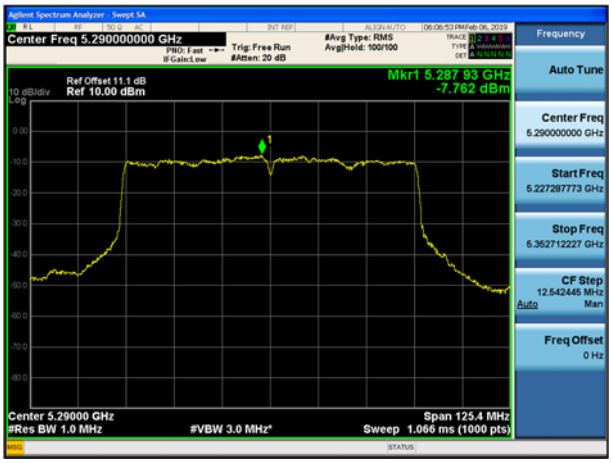

UNII 2C (Ch. 138)	UNII 3 (Ch. 155)
	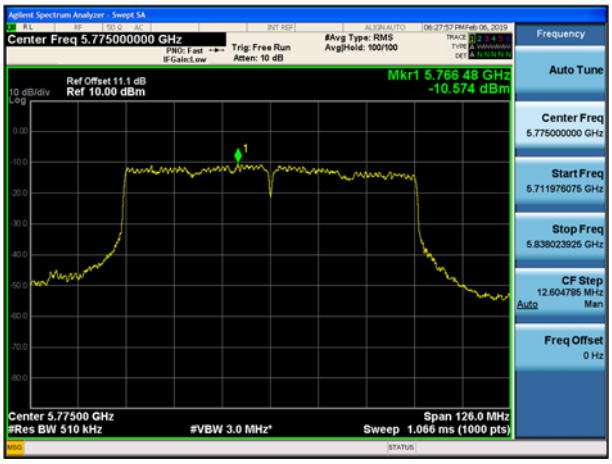

10.6 FREQUENCY STABILITY.

10.6.1 20MHz BW

Startup after the EUT is energized

OPERATING BAND: UNII Band 1
OPERATING FREQUENCY: 5,180,000,000 Hz
CHANNEL: 36
REFERENCE VOLTAGE: 3.85 VDC

Voltage (%)	Power (VDC)	Temp. (℃)	Frequency (kHz)	Frequency Error (kHz)
100%	3.85	+20(Ref)	5180084.79	84.79
100%		-30	5180010.10	10.10
100%		-20	5180048.98	48.98
100%		-10	5180051.72	51.72
100%		0	5180047.44	47.44
100%		+10	5180071.33	71.33
100%		+30	5180025.73	25.73
100%		+40	5180038.43	38.43
100%		+50	5180064.99	64.99
End. Point	3.60	+20	5180091.68	91.68

Note:

Based on the results of the frequency stability test shown above the frequency deviation results measured are very small. As such it is determined that the channels at the band edge would remain in-band when the maximum measured frequency error noted during the frequency stability tests is applied. Therefore the device is determined to remain operating in band over the temperature and voltage range as tested.

OPERATING BAND: UNII Band 2A
OPERATING FREQUENCY: 5,260,000,000 Hz
CHANNEL: 52
REFERENCE VOLTAGE: 3.85 VDC

Voltage (%)	Power (VDC)	Temp. (℃)	Frequency (kHz)	Frequency Error (kHz)
100%	3.85	+20(Ref)	5260089.25	89.25
100%		-30	5260082.59	82.59
100%		-20	5260001.36	1.36
100%		-10	5260014.50	14.50
100%		0	5260010.92	10.92
100%		+10	5260030.68	30.68
100%		+30	5260018.33	18.33
100%		+40	5260034.38	34.38
100%		+50	5260005.67	5.67
End. Point	3.60	+20	5260074.30	74.30

Note:

Based on the results of the frequency stability test shown above the frequency deviation results measured are very small. As such it is determined that the channels at the band edge would remain in-band when the maximum measured frequency error noted during the frequency stability tests is applied. Therefore the device is determined to remain operating in band over the temperature and voltage range as tested.

OPERATING BAND: UNII Band 2C
OPERATING FREQUENCY: 5,500,000,000 Hz
CHANNEL: 100
REFERENCE VOLTAGE: 3.85 VDC

Voltage (%)	Power (VDC)	Temp. (℃)	Frequency (kHz)	Frequency Error (kHz)
100%	3.85	+20(Ref)	5500085.72	85.72
100%		-30	5500016.79	16.79
100%		-20	5500045.93	45.93
100%		-10	5500065.41	65.41
100%		0	5500019.06	19.06
100%		+10	5500010.49	10.49
100%		+30	5500010.32	10.32
100%		+40	5500071.34	71.34
100%		+50	5500008.32	8.32
End. Point	3.60	+20	5500070.26	70.26

Note:

Based on the results of the frequency stability test shown above the frequency deviation results measured are very small. As such it is determined that the channels at the band edge would remain in-band when the maximum measured frequency error noted during the frequency stability tests is applied. Therefore the device is determined to remain operating in band over the temperature and voltage range as tested.

OPERATING BAND: UNII Band 3
OPERATING FREQUENCY: 5,745,000,000 Hz
CHANNEL: 149
REFERENCE VOLTAGE: 3.85 VDC

Voltage (%)	Power (VDC)	Temp. (℃)	Frequency (kHz)	Frequency Error (kHz)
100%	3.85	+20(Ref)	5745025.47	25.47
100%		-30	5745007.26	7.26
100%		-20	5745081.56	81.56
100%		-10	5745068.65	68.65
100%		0	5745094.41	94.41
100%		+10	5745013.79	13.79
100%		+30	5745060.16	60.16
100%		+40	5745023.58	23.58
100%		+50	5745081.35	81.35
End. Point	3.60	+20	5745072.60	72.60

Note:

Based on the results of the frequency stability test shown above the frequency deviation results measured are very small. As such it is determined that the channels at the band edge would remain in-band when the maximum measured frequency error noted during the frequency stability tests is applied. Therefore the device is determined to remain operating in band over the temperature and voltage range as tested.

2 minutes after the EUT is energized

OPERATING BAND: UNII Band 1
OPERATING FREQUENCY: 5,180,000,000 Hz
CHANNEL: 36
REFERENCE VOLTAGE: 3.85 VDC

Voltage (%)	Power (VDC)	Temp. (℃)	Frequency (kHz)	Frequency Error (kHz)
100%	3.85	+20(Ref)	5180074.18	74.18
100%		-30	5180069.64	69.64
100%		-20	5180050.65	50.65
100%		-10	5180062.32	62.32
100%		0	5180097.44	97.44
100%		+10	5180032.56	32.56
100%		+30	5180030.42	30.42
100%		+40	5180029.56	29.56
100%		+50	5180073.17	73.17
End. Point	3.60	+20	5180066.81	66.81

Note:

Based on the results of the frequency stability test shown above the frequency deviation results measured are very small. As such it is determined that the channels at the band edge would remain in-band when the maximum measured frequency error noted during the frequency stability tests is applied. Therefore the device is determined to remain operating in band over the temperature and voltage range as tested.

OPERATING BAND: UNII Band 2A
OPERATING FREQUENCY: 5,260,000,000 Hz
CHANNEL: 52
REFERENCE VOLTAGE: 3.85 VDC

Voltage (%)	Power (VDC)	Temp. (℃)	Frequency (kHz)	Frequency Error (kHz)
100%	3.85	+20(Ref)	5260036.15	36.15
100%		-30	5260028.26	28.26
100%		-20	5260093.48	93.48
100%		-10	5260017.93	17.93
100%		0	5260018.81	18.81
100%		+10	5260001.72	1.72
100%		+30	5260026.50	26.50
100%		+40	5260082.39	82.39
100%		+50	5260042.93	42.93
End. Point	3.60	+20	5260086.16	86.16

Note:

Based on the results of the frequency stability test shown above the frequency deviation results measured are very small. As such it is determined that the channels at the band edge would remain in-band when the maximum measured frequency error noted during the frequency stability tests is applied. Therefore the device is determined to remain operating in band over the temperature and voltage range as tested.

OPERATING BAND: UNII Band 2C
OPERATING FREQUENCY: 5,500,000,000 Hz
CHANNEL: 100
REFERENCE VOLTAGE: 3.85 VDC

Voltage (%)	Power (VDC)	Temp. (℃)	Frequency (kHz)	Frequency Error (kHz)
100%	3.85	+20(Ref)	5500070.56	70.56
100%		-30	5500024.13	24.13
100%		-20	5500062.26	62.26
100%		-10	5500076.24	76.24
100%		0	5500042.92	42.92
100%		+10	5500054.99	54.99
100%		+30	5500045.62	45.62
100%		+40	5500016.13	16.13
100%		+50	5500043.63	43.63
End. Point	3.60	+20	5500011.92	11.92

Note:

Based on the results of the frequency stability test shown above the frequency deviation results measured are very small. As such it is determined that the channels at the band edge would remain in-band when the maximum measured frequency error noted during the frequency stability tests is applied. Therefore the device is determined to remain operating in band over the temperature and voltage range as tested.

OPERATING BAND: UNII Band 3
OPERATING FREQUENCY: 5,745,000,000 Hz
CHANNEL: 149
REFERENCE VOLTAGE: 3.85 VDC

Voltage (%)	Power (VDC)	Temp. (℃)	Frequency (kHz)	Frequency Error (kHz)
100%	3.85	+20(Ref)	5745063.51	63.51
100%		-30	5745023.51	23.51
100%		-20	5745014.15	14.15
100%		-10	5745083.75	83.75
100%		0	5745099.85	99.85
100%		+10	5745038.76	38.76
100%		+30	5745083.94	83.94
100%		+40	5745078.15	78.15
100%		+50	5745021.37	21.37
End. Point	3.60	+20	5745011.73	11.73

Note:

Based on the results of the frequency stability test shown above the frequency deviation results measured are very small. As such it is determined that the channels at the band edge would remain in-band when the maximum measured frequency error noted during the frequency stability tests is applied. Therefore the device is determined to remain operating in band over the temperature and voltage range as tested.

5 minutes after the EUT is energized

OPERATING BAND: UNII Band 1
OPERATING FREQUENCY: 5,180,000,000 Hz
CHANNEL: 36
REFERENCE VOLTAGE: 3.85 VDC

Voltage (%)	Power (VDC)	Temp. (℃)	Frequency (kHz)	Frequency Error (kHz)
100%	3.85	+20(Ref)	5180018.10	18.10
100%		-30	5180006.42	6.42
100%		-20	5180058.89	58.89
100%		-10	5180028.26	28.26
100%		0	5180018.55	18.55
100%		+10	5180023.98	23.98
100%		+30	5180058.66	58.66
100%		+40	5180048.05	48.05
100%		+50	5180020.49	20.49
End. Point	3.60	+20	5180005.74	5.74

Note:

Based on the results of the frequency stability test shown above the frequency deviation results measured are very small. As such it is determined that the channels at the band edge would remain in-band when the maximum measured frequency error noted during the frequency stability tests is applied. Therefore the device is determined to remain operating in band over the temperature and voltage range as tested.

OPERATING BAND: UNII Band 2A
OPERATING FREQUENCY: 5,260,000,000 Hz
CHANNEL: 52
REFERENCE VOLTAGE: 3.85 VDC

Voltage (%)	Power (VDC)	Temp. (℃)	Frequency (kHz)	Frequency Error (kHz)
100%	3.85	+20(Ref)	5260085.21	85.21
100%		-30	5260070.52	70.52
100%		-20	5260001.77	1.77
100%		-10	5260062.88	62.88
100%		0	5260030.77	30.77
100%		+10	5260034.71	34.71
100%		+30	5260094.69	94.69
100%		+40	5260058.49	58.49
100%		+50	5260070.44	70.44
End. Point	3.60	+20	5260077.44	77.44

Note:

Based on the results of the frequency stability test shown above the frequency deviation results measured are very small. As such it is determined that the channels at the band edge would remain in-band when the maximum measured frequency error noted during the frequency stability tests is applied. Therefore the device is determined to remain operating in band over the temperature and voltage range as tested.

OPERATING BAND: UNII Band 2C
OPERATING FREQUENCY: 5,500,000,000 Hz
CHANNEL: 100
REFERENCE VOLTAGE: 3.85 VDC

Voltage (%)	Power (VDC)	Temp. (℃)	Frequency (kHz)	Frequency Error (kHz)
100%	3.85	+20(Ref)	5500043.78	43.78
100%		-30	5500038.57	38.57
100%		-20	5500046.35	46.35
100%		-10	5500076.72	76.72
100%		0	5500026.22	26.22
100%		+10	5500015.19	15.19
100%		+30	5500070.96	70.96
100%		+40	5500002.54	2.54
100%		+50	5500059.97	59.97
End. Point	3.60	+20	5500050.12	50.12

Note:

Based on the results of the frequency stability test shown above the frequency deviation results measured are very small. As such it is determined that the channels at the band edge would remain in-band when the maximum measured frequency error noted during the frequency stability tests is applied. Therefore the device is determined to remain operating in band over the temperature and voltage range as tested.

OPERATING BAND: UNII Band 3
OPERATING FREQUENCY: 5,745,000,000 Hz
CHANNEL: 149
REFERENCE VOLTAGE: 3.85 VDC

Voltage (%)	Power (VDC)	Temp. (℃)	Frequency (kHz)	Frequency Error (kHz)
100%	3.85	+20(Ref)	5745035.74	35.74
100%		-30	5745093.68	93.68
100%		-20	5745093.52	93.52
100%		-10	5745052.11	52.11
100%		0	5745033.92	33.92
100%		+10	5745046.28	46.28
100%		+30	5745002.94	2.94
100%		+40	5745020.45	20.45
100%		+50	5745026.17	26.17
End. Point	3.60	+20	5745040.33	40.33

Note:

Based on the results of the frequency stability test shown above the frequency deviation results measured are very small. As such it is determined that the channels at the band edge would remain in-band when the maximum measured frequency error noted during the frequency stability tests is applied. Therefore the device is determined to remain operating in band over the temperature and voltage range as tested.

10 minutes after the EUT is energized

OPERATING BAND: UNII Band 1
OPERATING FREQUENCY: 5,180,000,000 Hz
CHANNEL: 36
REFERENCE VOLTAGE: 3.85 VDC

Voltage (%)	Power (VDC)	Temp. (℃)	Frequency (kHz)	Frequency Error (kHz)
100%	3.85	+20(Ref)	5180006.97	6.97
100%		-30	5180080.32	80.32
100%		-20	5180056.16	56.16
100%		-10	5180022.89	22.89
100%		0	5180078.36	78.36
100%		+10	5180095.28	95.28
100%		+30	5180040.15	40.15
100%		+40	5180077.18	77.18
End. Point	3.60	+50	5180031.99	31.99

Note:

Based on the results of the frequency stability test shown above the frequency deviation results measured are very small. As such it is determined that the channels at the band edge would remain in-band when the maximum measured frequency error noted during the frequency stability tests is applied. Therefore the device is determined to remain operating in band over the temperature and voltage range as tested.

OPERATING BAND: UNII Band 2A
OPERATING FREQUENCY: 5,260,000,000 Hz
CHANNEL: 52
REFERENCE VOLTAGE: 3.85 VDC

Voltage (%)	Power (VDC)	Temp. (℃)	Frequency (kHz)	Frequency Error (kHz)
100%	3.85	+20(Ref)	5260069.17	69.17
100%		-30	5260005.11	5.11
100%		-20	5260051.36	51.36
100%		-10	5260077.46	77.46
100%		0	5260040.77	40.77
100%		+10	5260066.71	66.71
100%		+30	5260085.59	85.59
100%		+40	5260091.60	91.60
100%		+50	5260093.31	93.31
End. Point	3.60	+20	5260054.68	54.68

Note:

Based on the results of the frequency stability test shown above the frequency deviation results measured are very small. As such it is determined that the channels at the band edge would remain in-band when the maximum measured frequency error noted during the frequency stability tests is applied. Therefore the device is determined to remain operating in band over the temperature and voltage range as tested.

OPERATING BAND: UNII Band 2C
OPERATING FREQUENCY: 5,500,000,000 Hz
CHANNEL: 100
REFERENCE VOLTAGE: 3.85 VDC

Voltage (%)	Power (VDC)	Temp. (℃)	Frequency (kHz)	Frequency Error (kHz)
100%	3.85	+20(Ref)	5500094.41	94.41
100%		-30	5500012.46	12.46
100%		-20	5500062.29	62.29
100%		-10	5500051.80	51.80
100%		0	5500098.91	98.91
100%		+10	5500050.44	50.44
100%		+30	5500049.53	49.53
100%		+40	5500083.34	83.34
100%		+50	5500045.22	45.22
End. Point	3.60	+20	5500085.25	85.25

Note:

Based on the results of the frequency stability test shown above the frequency deviation results measured are very small. As such it is determined that the channels at the band edge would remain in-band when the maximum measured frequency error noted during the frequency stability tests is applied. Therefore the device is determined to remain operating in band over the temperature and voltage range as tested.

OPERATING BAND: UNII Band 3
OPERATING FREQUENCY: 5,745,000,000 Hz
CHANNEL: 149
REFERENCE VOLTAGE: 3.85 VDC

Voltage (%)	Power (VDC)	Temp. (℃)	Frequency (kHz)	Frequency Error (kHz)
100%	3.85	+20(Ref)	5745091.79	91.79
100%		-30	5745079.34	79.34
100%		-20	5745042.67	42.67
100%		-10	5745068.55	68.55
100%		0	5745076.64	76.64
100%		+10	5745020.22	20.22
100%		+30	5745066.34	66.34
100%		+40	5745028.76	28.76
100%		+50	5745033.72	33.72
End. Point	3.60	+20	5745028.88	28.88

Note:

Based on the results of the frequency stability test shown above the frequency deviation results measured are very small. As such it is determined that the channels at the band edge would remain in-band when the maximum measured frequency error noted during the frequency stability tests is applied. Therefore the device is determined to remain operating in band over the temperature and voltage range as tested.

10.6.2 40MHz BW

Startup after the EUT is energized

OPERATING BAND: UNII Band 1
OPERATING FREQUENCY: 5,190,000,000 Hz
CHANNEL: 38
REFERENCE VOLTAGE: 3.85 VDC

Voltage (%)	Power (VDC)	Temp. (℃)	Frequency (kHz)	Frequency Error (kHz)
100%	3.85	+20(Ref)	5190026.34	26.34
100%		-30	5190061.05	61.05
100%		-20	5190016.45	16.45
100%		-10	5190080.67	80.67
100%		0	5190068.12	68.12
100%		+10	5190019.73	19.73
100%		+30	5190074.57	74.57
100%		+40	5190093.66	93.66
100%		+50	5190063.16	63.16
End. Point	3.60	+20	5190059.75	59.75

Note:

Based on the results of the frequency stability test shown above the frequency deviation results measured are very small. As such it is determined that the channels at the band edge would remain in-band when the maximum measured frequency error noted during the frequency stability tests is applied. Therefore the device is determined to remain operating in band over the temperature and voltage range as tested.

OPERATING BAND: UNII Band 2A
OPERATING FREQUENCY: 5,270,000,000 Hz
CHANNEL: 54
REFERENCE VOLTAGE: 3.85 VDC

Voltage (%)	Power (VDC)	Temp. (℃)	Frequency (kHz)	Frequency Error (kHz)
100%	3.85	+20(Ref)	5270088.02	88.02
100%		-30	5270079.37	79.37
100%		-20	5270090.80	90.80
100%		-10	5270090.51	90.51
100%		0	5270066.52	66.52
100%		+10	5270094.77	94.77
100%		+30	5270088.53	88.53
100%		+40	5270050.19	50.19
100%		+50	5270032.86	32.86
End. Point	3.60	+20	5270040.97	40.97

Note:

Based on the results of the frequency stability test shown above the frequency deviation results measured are very small. As such it is determined that the channels at the band edge would remain in-band when the maximum measured frequency error noted during the frequency stability tests is applied. Therefore the device is determined to remain operating in band over the temperature and voltage range as tested.

OPERATING BAND: UNII Band 2C
OPERATING FREQUENCY: 5,510,000,000 Hz
CHANNEL: 102
REFERENCE VOLTAGE: 3.85 VDC

Voltage (%)	Power (VDC)	Temp. (℃)	Frequency (kHz)	Frequency Error (kHz)
100%	3.85	+20(Ref)	5510091.49	91.49
100%		-30	5510052.99	52.99
100%		-20	5510024.35	24.35
100%		-10	5510065.57	65.57
100%		0	5510098.17	98.17
100%		+10	5510028.96	28.96
100%		+30	5510042.93	42.93
100%		+40	5510092.13	92.13
100%		+50	5510002.88	2.88
End. Point	3.60	+20	5510031.78	31.78

Note:

Based on the results of the frequency stability test shown above the frequency deviation results measured are very small. As such it is determined that the channels at the band edge would remain in-band when the maximum measured frequency error noted during the frequency stability tests is applied. Therefore the device is determined to remain operating in band over the temperature and voltage range as tested.

OPERATING BAND: UNII Band 3
OPERATING FREQUENCY: 5,755,000,000 Hz
CHANNEL: 151
REFERENCE VOLTAGE: 3.85 VDC

Voltage (%)	Power (VDC)	Temp. (℃)	Frequency (kHz)	Frequency Error (kHz)
100%	3.85	+20(Ref)	5755095.07	95.07
100%		-30	5755047.42	47.42
100%		-20	5755003.54	3.54
100%		-10	5755075.80	75.80
100%		0	5755072.10	72.10
100%		+10	5755081.05	81.05
100%		+30	5755050.06	50.06
100%		+40	5755058.27	58.27
100%		+50	5755046.22	46.22
End. Point	3.60	+20	5755090.10	90.10

Note:

Based on the results of the frequency stability test shown above the frequency deviation results measured are very small. As such it is determined that the channels at the band edge would remain in-band when the maximum measured frequency error noted during the frequency stability tests is applied. Therefore the device is determined to remain operating in band over the temperature and voltage range as tested.

2 minutes after the EUT is energized

OPERATING BAND: UNII Band 1
OPERATING FREQUENCY: 5,190,000,000 Hz
CHANNEL: 38
REFERENCE VOLTAGE: 3.85 VDC

Voltage (%)	Power (VDC)	Temp. (℃)	Frequency (kHz)	Frequency Error (kHz)
100%	3.85	+20(Ref)	5190060.89	60.89
100%		-30	5190008.56	8.56
100%		-20	5190005.62	5.62
100%		-10	5190069.86	69.86
100%		0	5190038.61	38.61
100%		+10	5190097.20	97.20
100%		+30	5190047.63	47.63
100%		+40	5190054.33	54.33
100%		+50	5190001.42	1.42
End. Point	3.60	+20	5190085.57	85.57

Note:

Based on the results of the frequency stability test shown above the frequency deviation results measured are very small. As such it is determined that the channels at the band edge would remain in-band when the maximum measured frequency error noted during the frequency stability tests is applied. Therefore the device is determined to remain operating in band over the temperature and voltage range as tested.

OPERATING BAND: UNII Band 2A
OPERATING FREQUENCY: 5,270,000,000 Hz
CHANNEL: 54
REFERENCE VOLTAGE: 3.85 VDC

Voltage (%)	Power (VDC)	Temp. (℃)	Frequency (kHz)	Frequency Error (kHz)
100%	3.85	+20(Ref)	5270016.73	16.73
100%		-30	5270089.68	89.68
100%		-20	5270086.25	86.25
100%		-10	5270047.33	47.33
100%		0	5270090.75	90.75
100%		+10	5270052.78	52.78
100%		+30	5270057.39	57.39
100%		+40	5270018.98	18.98
100%		+50	5270068.28	68.28
End. Point	3.60	+20	5270078.96	78.96

Note:

Based on the results of the frequency stability test shown above the frequency deviation results measured are very small. As such it is determined that the channels at the band edge would remain in-band when the maximum measured frequency error noted during the frequency stability tests is applied. Therefore the device is determined to remain operating in band over the temperature and voltage range as tested.

OPERATING BAND: UNII Band 2C
OPERATING FREQUENCY: 5,510,000,000 Hz
CHANNEL: 102
REFERENCE VOLTAGE: 3.85 VDC

Voltage (%)	Power (VDC)	Temp. (℃)	Frequency (kHz)	Frequency Error (kHz)
100%	3.85	+20(Ref)	5510062.83	62.83
100%		-30	5510058.77	58.77
100%		-20	5510048.30	48.3
100%		-10	5510041.19	41.19
100%		0	5510091.16	91.16
100%		+10	5510053.56	53.56
100%		+30	5510014.73	14.73
100%		+40	5510075.31	75.31
100%		+50	5510006.78	6.78
End. Point	3.60	+20	5510039.94	39.94

Note:

Based on the results of the frequency stability test shown above the frequency deviation results measured are very small. As such it is determined that the channels at the band edge would remain in-band when the maximum measured frequency error noted during the frequency stability tests is applied. Therefore the device is determined to remain operating in band over the temperature and voltage range as tested.

OPERATING BAND: UNII Band 3
OPERATING FREQUENCY: 5,755,000,000 Hz
CHANNEL: 151
REFERENCE VOLTAGE: 3.85 VDC

Voltage (%)	Power (VDC)	Temp. (℃)	Frequency (kHz)	Frequency Error (kHz)
100%	3.85	+20(Ref)	5755030.35	30.35
100%		-30	5755073.40	73.40
100%		-20	5755059.63	59.63
100%		-10	5755032.66	32.66
100%		0	5755026.34	26.34
100%		+10	5755064.76	64.76
100%		+30	5755076.10	76.10
100%		+40	5755024.73	24.73
100%		+50	5755018.86	18.86
End. Point	3.60	+20	5755078.41	78.41

Note:

Based on the results of the frequency stability test shown above the frequency deviation results measured are very small. As such it is determined that the channels at the band edge would remain in-band when the maximum measured frequency error noted during the frequency stability tests is applied. Therefore the device is determined to remain operating in band over the temperature and voltage range as tested.

5 minutes after the EUT is energized

OPERATING BAND: UNII Band 1
OPERATING FREQUENCY: 5,190,000,000 Hz
CHANNEL: 38
REFERENCE VOLTAGE: 3.85 VDC

Voltage (%)	Power (VDC)	Temp. (℃)	Frequency (kHz)	Frequency Error (kHz)
100%	3.85	+20(Ref)	5190052.15	52.15
100%		-30	5190059.36	59.36
100%		-20	5190081.66	81.66
100%		-10	5190068.95	68.95
100%		0	5190030.05	30.05
100%		+10	5190062.21	62.21
100%		+30	5190051.48	51.48
100%		+40	5190096.85	96.85
100%		+50	5190029.69	29.69
End. Point	3.60	+20	5190076.44	76.44

Note:

Based on the results of the frequency stability test shown above the frequency deviation results measured are very small. As such it is determined that the channels at the band edge would remain in-band when the maximum measured frequency error noted during the frequency stability tests is applied. Therefore the device is determined to remain operating in band over the temperature and voltage range as tested.

OPERATING BAND: UNII Band 2A
OPERATING FREQUENCY: 5,270,000,000 Hz
CHANNEL: 54
REFERENCE VOLTAGE: 3.85 VDC

Voltage (%)	Power (VDC)	Temp. (℃)	Frequency (kHz)	Frequency Error (kHz)
100%	3.85	+20(Ref)	5270030.53	30.53
100%		-30	5270092.42	92.42
100%		-20	5270083.07	83.07
100%		-10	5270071.05	71.05
100%		0	5270030.76	30.76
100%		+10	5270063.63	63.63
100%		+30	5270070.27	70.27
100%		+40	5270004.02	4.02
100%		+50	5270001.48	1.48
End. Point	3.60	+20	5270040.02	40.02

Note:

Based on the results of the frequency stability test shown above the frequency deviation results measured are very small. As such it is determined that the channels at the band edge would remain in-band when the maximum measured frequency error noted during the frequency stability tests is applied. Therefore the device is determined to remain operating in band over the temperature and voltage range as tested.

OPERATING BAND: UNII Band 2C
OPERATING FREQUENCY: 5,510,000,000 Hz
CHANNEL: 102
REFERENCE VOLTAGE: 3.85 VDC

Voltage (%)	Power (VDC)	Temp. (℃)	Frequency (kHz)	Frequency Error (kHz)
100%	3.85	+20(Ref)	5510067.63	67.63
100%		-30	5510051.92	51.92
100%		-20	5510040.71	40.71
100%		-10	5510048.94	48.94
100%		0	5510024.02	24.02
100%		+10	5510001.46	1.46
100%		+30	5510056.32	56.32
100%		+40	5510014.85	14.85
100%		+50	5510003.48	3.48
End. Point	3.60	+20	5510027.43	27.43

Note:

Based on the results of the frequency stability test shown above the frequency deviation results measured are very small. As such it is determined that the channels at the band edge would remain in-band when the maximum measured frequency error noted during the frequency stability tests is applied. Therefore the device is determined to remain operating in band over the temperature and voltage range as tested.

OPERATING BAND: UNII Band 3
OPERATING FREQUENCY: 5,755,000,000 Hz
CHANNEL: 151
REFERENCE VOLTAGE: 3.85 VDC

Voltage (%)	Power (VDC)	Temp. (℃)	Frequency (kHz)	Frequency Error (kHz)
100%	3.85	+20(Ref)	5755031.83	31.83
100%		-30	5755092.18	92.18
100%		-20	5755069.88	69.88
100%		-10	5755039.69	39.69
100%		0	5755033.80	33.80
100%		+10	5755077.07	77.07
100%		+30	5755092.81	92.81
100%		+40	5755042.74	42.74
100%		+50	5755035.21	35.21
End. Point	3.60	+20	5755031.78	31.78

Note:

Based on the results of the frequency stability test shown above the frequency deviation results measured are very small. As such it is determined that the channels at the band edge would remain in-band when the maximum measured frequency error noted during the frequency stability tests is applied. Therefore the device is determined to remain operating in band over the temperature and voltage range as tested.

10 minutes after the EUT is energized

OPERATING BAND: UNII Band 1
OPERATING FREQUENCY: 5,190,000,000 Hz
CHANNEL: 38
REFERENCE VOLTAGE: 3.85 VDC

Voltage (%)	Power (VDC)	Temp. (℃)	Frequency (kHz)	Frequency Error (kHz)
100%	3.85	+20(Ref)	5190052.22	52.22
100%		-30	5190027.93	27.93
100%		-20	5190006.92	6.92
100%		-10	5190003.71	3.71
100%		0	5190080.86	80.86
100%		+10	5190031.73	31.73
100%		+30	5190007.37	7.37
100%		+40	5190018.28	18.28
100%		+50	5190002.36	2.36
End. Point	3.60	+20	5190070.21	70.21

Note:

Based on the results of the frequency stability test shown above the frequency deviation results measured are very small. As such it is determined that the channels at the band edge would remain in-band when the maximum measured frequency error noted during the frequency stability tests is applied. Therefore the device is determined to remain operating in band over the temperature and voltage range as tested.

OPERATING BAND: UNII Band 2A
OPERATING FREQUENCY: 5,270,000,000 Hz
CHANNEL: 54
REFERENCE VOLTAGE: 3.85 VDC

Voltage (%)	Power (VDC)	Temp. (℃)	Frequency (kHz)	Frequency Error (kHz)
100%	3.85	+20(Ref)	5270015.25	15.25
100%		-30	5270022.42	22.42
100%		-20	5270099.55	99.55
100%		-10	5270078.53	78.53
100%		0	5270079.20	79.20
100%		+10	5270022.69	22.69
100%		+30	5270032.16	32.16
100%		+40	5270059.08	59.08
100%		+50	5270098.19	98.19
End. Point	3.60	+20	5270003.77	3.77

Note:

Based on the results of the frequency stability test shown above the frequency deviation results measured are very small. As such it is determined that the channels at the band edge would remain in-band when the maximum measured frequency error noted during the frequency stability tests is applied. Therefore the device is determined to remain operating in band over the temperature and voltage range as tested.

OPERATING BAND: UNII Band 2C
OPERATING FREQUENCY: 5,510,000,000 Hz
CHANNEL: 102
REFERENCE VOLTAGE: 3.85 VDC

Voltage (%)	Power (VDC)	Temp. (℃)	Frequency (kHz)	Frequency Error (kHz)
100%	3.85	+20(Ref)	5510059.53	59.53
100%		-30	5510083.98	83.98
100%		-20	5510086.25	86.25
100%		-10	5510008.08	8.08
100%		0	5510060.80	60.80
100%		+10	5510011.66	11.66
100%		+30	5510095.89	95.89
100%		+40	5510019.93	19.93
100%		+50	5510034.15	34.15
End. Point	3.60	+20	5510005.34	5.34

Note:

Based on the results of the frequency stability test shown above the frequency deviation results measured are very small. As such it is determined that the channels at the band edge would remain in-band when the maximum measured frequency error noted during the frequency stability tests is applied. Therefore the device is determined to remain operating in band over the temperature and voltage range as tested.

OPERATING BAND: UNII Band 3
OPERATING FREQUENCY: 5,755,000,000 Hz
CHANNEL: 151
REFERENCE VOLTAGE: 3.85 VDC

Voltage (%)	Power (VDC)	Temp. (℃)	Frequency (kHz)	Frequency Error (kHz)
100%	3.85	+20(Ref)	5755004.81	4.81
100%		-30	5755078.90	78.90
100%		-20	5755070.31	70.31
100%		-10	5755050.96	50.96
100%		0	5755010.83	10.83
100%		+10	5755051.28	51.28
100%		+30	5755033.58	33.58
100%		+40	5755009.24	9.24
100%		+50	5755087.63	87.63
End. Point	3.60	+20	5755067.55	67.55

Note:

Based on the results of the frequency stability test shown above the frequency deviation results measured are very small. As such it is determined that the channels at the band edge would remain in-band when the maximum measured frequency error noted during the frequency stability tests is applied. Therefore the device is determined to remain operating in band over the temperature and voltage range as tested.

10.6.3 80MHz BW

Startup after the EUT is energized

OPERATING BAND: UNII Band 1
OPERATING FREQUENCY: 5,210,000,000 Hz
CHANNEL: 42
REFERENCE VOLTAGE: 3.85 VDC

Voltage (%)	Power (VDC)	Temp. (℃)	Frequency (kHz)	Frequency Error (kHz)
100%	3.85	+20(Ref)	5210017.47	17.47
100%		-30	5210021.60	21.60
100%		-20	5210011.22	11.22
100%		-10	5210030.73	30.73
100%		0	5210066.37	66.37
100%		+10	5210087.02	87.02
100%		+30	5210052.97	52.97
100%		+40	5210038.75	38.75
100%		+50	5210022.99	22.99
End. Point	3.60	+20	5210034.05	34.05

Note:

Based on the results of the frequency stability test shown above the frequency deviation results measured are very small. As such it is determined that the channels at the band edge would remain in-band when the maximum measured frequency error noted during the frequency stability tests is applied. Therefore the device is determined to remain operating in band over the temperature and voltage range as tested.

OPERATING BAND: UNII Band 2A
OPERATING FREQUENCY: 5,290,000,000 Hz
CHANNEL: 58
REFERENCE VOLTAGE: 3.85 VDC

Voltage (%)	Power (VDC)	Temp. (℃)	Frequency (kHz)	Frequency Error (kHz)
100%	3.85	+20(Ref)	5290029.43	29.43
100%		-30	5290066.30	66.30
100%		-20	5290006.91	6.91
100%		-10	5290065.94	65.94
100%		0	5290070.85	70.85
100%		+10	5290007.93	7.93
100%		+30	5290038.49	38.49
100%		+40	5290056.21	56.21
100%		+50	5290021.63	21.63
End. Point	3.60	+20	5290015.57	15.57

Note:

Based on the results of the frequency stability test shown above the frequency deviation results measured are very small. As such it is determined that the channels at the band edge would remain in-band when the maximum measured frequency error noted during the frequency stability tests is applied. Therefore the device is determined to remain operating in band over the temperature and voltage range as tested.

OPERATING BAND: UNII Band 2C
OPERATING FREQUENCY: 5,530,000,000 Hz
CHANNEL: 106
REFERENCE VOLTAGE: 3.85 VDC

Voltage (%)	Power (VDC)	Temp. (℃)	Frequency (kHz)	Frequency Error (kHz)
100%	3.85	+20(Ref)	5530056.73	56.73
100%		-30	5530080.94	80.94
100%		-20	5530055.28	55.28
100%		-10	5530073.15	73.15
100%		0	5530043.44	43.44
100%		+10	5530049.53	49.53
100%		+30	5530072.31	72.31
100%		+40	5530046.83	46.83
100%		+50	5530053.12	53.12
End. Point	3.60	+20	5530093.50	93.50

Note:

Based on the results of the frequency stability test shown above the frequency deviation results measured are very small. As such it is determined that the channels at the band edge would remain in-band when the maximum measured frequency error noted during the frequency stability tests is applied. Therefore the device is determined to remain operating in band over the temperature and voltage range as tested.

OPERATING BAND: UNII Band 3
OPERATING FREQUENCY: 5,775,000,000 Hz
CHANNEL: 155
REFERENCE VOLTAGE: 3.85 VDC

Voltage (%)	Power (VDC)	Temp. (℃)	Frequency (kHz)	Frequency Error (kHz)
100%	3.85	+20(Ref)	5775027.88	27.88
100%		-30	5775086.35	86.35
100%		-20	5775075.37	75.37
100%		-10	5775039.68	39.68
100%		0	5775036.57	36.57
100%		+10	5775081.83	81.83
100%		+30	5775075.44	75.44
100%		+40	5775034.82	34.82
100%		+50	5775093.80	93.80
End. Point	3.60	+20	5775019.43	19.43

Note:

Based on the results of the frequency stability test shown above the frequency deviation results measured are very small. As such it is determined that the channels at the band edge would remain in-band when the maximum measured frequency error noted during the frequency stability tests is applied. Therefore the device is determined to remain operating in band over the temperature and voltage range as tested.

2 minutes after the EUT is energized

OPERATING BAND: UNII Band 1
OPERATING FREQUENCY: 5,210,000,000 Hz
CHANNEL: 42
REFERENCE VOLTAGE: 3.85 VDC

Voltage (%)	Power (VDC)	Temp. (℃)	Frequency (kHz)	Frequency Error (kHz)
100%	3.85	+20(Ref)	5210012.72	12.72
100%		-30	5210005.79	5.79
100%		-20	5210053.14	53.14
100%		-10	5210011.26	11.26
100%		0	5210060.91	60.91
100%		+10	5210041.86	41.86
100%		+30	5210061.22	61.22
100%		+40	5210071.76	71.76
100%		+50	5210060.05	60.05
End. Point	3.60	+20	5210025.27	25.27

Note:

Based on the results of the frequency stability test shown above the frequency deviation results measured are very small. As such it is determined that the channels at the band edge would remain in-band when the maximum measured frequency error noted during the frequency stability tests is applied. Therefore the device is determined to remain operating in band over the temperature and voltage range as tested.

OPERATING BAND: UNII Band 2A
OPERATING FREQUENCY: 5,290,000,000 Hz
CHANNEL: 58
REFERENCE VOLTAGE: 3.85 VDC

Voltage (%)	Power (VDC)	Temp. (℃)	Frequency (kHz)	Frequency Error (kHz)
100%	3.85	+20(Ref)	5290063.16	63.16
100%		-30	5290027.81	27.81
100%		-20	5290047.44	47.44
100%		-10	5290003.53	3.53
100%		0	5290049.05	49.05
100%		+10	5290078.85	78.85
100%		+30	5290089.66	89.66
100%		+40	5290053.34	53.34
100%		+50	5290029.96	29.96
End. Point	3.60	+20	5290044.90	44.90

Note:

Based on the results of the frequency stability test shown above the frequency deviation results measured are very small. As such it is determined that the channels at the band edge would remain in-band when the maximum measured frequency error noted during the frequency stability tests is applied. Therefore the device is determined to remain operating in band over the temperature and voltage range as tested.

OPERATING BAND: UNII Band 2C
OPERATING FREQUENCY: 5,530,000,000 Hz
CHANNEL: 106
REFERENCE VOLTAGE: 3.85 VDC

Voltage (%)	Power (VDC)	Temp. (℃)	Frequency (kHz)	Frequency Error (kHz)
100%	3.85	+20(Ref)	5530093.30	93.30
100%		-30	5530026.78	26.78
100%		-20	5530036.40	36.4
100%		-10	5530085.30	85.3
100%		0	5530063.64	63.64
100%		+10	5530049.15	49.15
100%		+30	5530012.29	12.29
100%		+40	5530041.74	41.74
100%		+50	5530033.31	33.31
End. Point	3.60	+20	5530011.76	11.76

Note:

Based on the results of the frequency stability test shown above the frequency deviation results measured are very small. As such it is determined that the channels at the band edge would remain in-band when the maximum measured frequency error noted during the frequency stability tests is applied. Therefore the device is determined to remain operating in band over the temperature and voltage range as tested.

OPERATING BAND: UNII Band 3
OPERATING FREQUENCY: 5,775,000,000 Hz
CHANNEL: 155
REFERENCE VOLTAGE: 3.85 VDC

Voltage (%)	Power (VDC)	Temp. (℃)	Frequency (kHz)	Frequency Error (kHz)
100%	3.85	+20(Ref)	5775078.53	78.53
100%		-30	5775071.67	71.67
100%		-20	5775056.90	56.90
100%		-10	5775094.27	94.27
100%		0	5775040.94	40.94
100%		+10	5775068.48	68.48
100%		+30	5775007.02	7.02
100%		+40	5775010.58	10.58
100%		+50	5775057.93	57.93
End. Point	3.60	+20	5775019.15	19.15

Note:

Based on the results of the frequency stability test shown above the frequency deviation results measured are very small. As such it is determined that the channels at the band edge would remain in-band when the maximum measured frequency error noted during the frequency stability tests is applied. Therefore the device is determined to remain operating in band over the temperature and voltage range as tested.

5 minutes after the EUT is energized

OPERATING BAND: UNII Band 1
OPERATING FREQUENCY: 5,210,000,000 Hz
CHANNEL: 42
REFERENCE VOLTAGE: 3.85 VDC

Voltage (%)	Power (VDC)	Temp. (℃)	Frequency (kHz)	Frequency Error (kHz)
100%	3.85	+20(Ref)	5210037.62	37.62
100%		-30	5210019.84	19.84
100%		-20	5210095.13	95.13
100%		-10	5210051.03	51.03
100%		0	5210090.78	90.78
100%		+10	5210061.57	61.57
100%		+30	5210015.92	15.92
100%		+40	5210067.26	67.26
100%		+50	5210017.67	17.67
End. Point	3.60	+20	5210066.07	66.07

Note:

Based on the results of the frequency stability test shown above the frequency deviation results measured are very small. As such it is determined that the channels at the band edge would remain in-band when the maximum measured frequency error noted during the frequency stability tests is applied. Therefore the device is determined to remain operating in band over the temperature and voltage range as tested.

OPERATING BAND: UNII Band 2A
OPERATING FREQUENCY: 5,290,000,000 Hz
CHANNEL: 58
REFERENCE VOLTAGE: 3.85 VDC

Voltage (%)	Power (VDC)	Temp. (℃)	Frequency (kHz)	Frequency Error (kHz)
100%	3.85	+20(Ref)	5290071.15	71.15
100%		-30	5290020.94	20.94
100%		-20	5290071.35	71.35
100%		-10	5290074.97	74.97
100%		0	5290045.61	45.61
100%		+10	5290004.74	4.74
100%		+30	5290077.28	77.28
100%		+40	5290093.48	93.48
100%		+50	5290083.73	83.73
End. Point	3.60	+20	5290056.16	56.16

Note:

Based on the results of the frequency stability test shown above the frequency deviation results measured are very small. As such it is determined that the channels at the band edge would remain in-band when the maximum measured frequency error noted during the frequency stability tests is applied. Therefore the device is determined to remain operating in band over the temperature and voltage range as tested.

OPERATING BAND: UNII Band 2C
OPERATING FREQUENCY: 5,530,000,000 Hz
CHANNEL: 106
REFERENCE VOLTAGE: 3.85 VDC

Voltage (%)	Power (VDC)	Temp. (℃)	Frequency (kHz)	Frequency Error (kHz)
100%	3.85	+20(Ref)	5530067.66	67.66
100%		-30	5530057.54	57.54
100%		-20	5530007.78	7.78
100%		-10	5530018.56	18.56
100%		0	5530028.18	28.18
100%		+10	5530090.75	90.75
100%		+30	5530076.16	76.16
100%		+40	5530097.03	97.03
100%		+50	5530063.48	63.48
End. Point	3.60	+20	5530094.10	94.10

Note:

Based on the results of the frequency stability test shown above the frequency deviation results measured are very small. As such it is determined that the channels at the band edge would remain in-band when the maximum measured frequency error noted during the frequency stability tests is applied. Therefore the device is determined to remain operating in band over the temperature and voltage range as tested.

OPERATING BAND: UNII Band 3
OPERATING FREQUENCY: 5,775,000,000 Hz
CHANNEL: 155
REFERENCE VOLTAGE: 3.85 VDC

Voltage (%)	Power (VDC)	Temp. (℃)	Frequency (kHz)	Frequency Error (kHz)
100%	3.85	+20(Ref)	5775048.98	48.98
100%		-30	5775031.06	31.06
100%		-20	5775051.87	51.87
100%		-10	5775008.05	8.05
100%		0	5775004.50	4.5
100%		+10	5775074.92	74.92
100%		+30	5775071.26	71.26
100%		+40	5775079.24	79.24
100%		+50	5775026.09	26.09
End. Point	3.60	+20	5775017.63	17.63

Note:

Based on the results of the frequency stability test shown above the frequency deviation results measured are very small. As such it is determined that the channels at the band edge would remain in-band when the maximum measured frequency error noted during the frequency stability tests is applied. Therefore the device is determined to remain operating in band over the temperature and voltage range as tested.

10 minutes after the EUT is energized

OPERATING BAND: UNII Band 1
OPERATING FREQUENCY: 5,210,000,000 Hz
CHANNEL: 42
REFERENCE VOLTAGE: 3.85 VDC

Voltage (%)	Power (VDC)	Temp. (℃)	Frequency (kHz)	Frequency Error (kHz)
100%	3.85	+20(Ref)	5210036.71	36.71
100%		-30	5210038.99	38.99
100%		-20	5210043.39	43.39
100%		-10	5210007.89	7.89
100%		0	5210084.14	84.14
100%		+10	5210013.03	13.03
100%		+30	5210064.94	64.94
100%		+40	5210058.95	58.95
100%		+50	5210075.10	75.10
End. Point	3.60	+20	5210093.44	93.44

Note:

Based on the results of the frequency stability test shown above the frequency deviation results measured are very small. As such it is determined that the channels at the band edge would remain in-band when the maximum measured frequency error noted during the frequency stability tests is applied. Therefore the device is determined to remain operating in band over the temperature and voltage range as tested.

OPERATING BAND: UNII Band 2A
OPERATING FREQUENCY: 5,290,000,000 Hz
CHANNEL: 58
REFERENCE VOLTAGE: 3.85 VDC

Voltage (%)	Power (VDC)	Temp. (℃)	Frequency (kHz)	Frequency Error (kHz)
100%	3.85	+20(Ref)	5290024.58	24.58
100%		-30	5290097.14	97.14
100%		-20	5290068.73	68.73
100%		-10	5290033.21	33.21
100%		0	5290009.14	9.14
100%		+10	5290081.88	81.88
100%		+30	5290084.99	84.99
100%		+40	5290013.86	13.86
100%		+50	5290047.75	47.75
End. Point	3.60	+20	5290069.69	69.69

Note:

Based on the results of the frequency stability test shown above the frequency deviation results measured are very small. As such it is determined that the channels at the band edge would remain in-band when the maximum measured frequency error noted during the frequency stability tests is applied. Therefore the device is determined to remain operating in band over the temperature and voltage range as tested.

OPERATING BAND: UNII Band 2C
OPERATING FREQUENCY: 5,530,000,000 Hz
CHANNEL: 106
REFERENCE VOLTAGE: 3.85 VDC

Voltage (%)	Power (VDC)	Temp. (℃)	Frequency (kHz)	Frequency Error (kHz)
100%	3.85	+20(Ref)	5530095.42	95.42
100%		-30	5530020.28	20.28
100%		-20	5530059.45	59.45
100%		-10	5530009.91	9.91
100%		0	5530081.80	81.80
100%		+10	5530045.98	45.98
100%		+30	5530017.15	17.15
100%		+40	5530078.21	78.21
100%		+50	5530004.49	4.49
End. Point	3.60	+20	5530070.84	70.84

Note:

Based on the results of the frequency stability test shown above the frequency deviation results measured are very small. As such it is determined that the channels at the band edge would remain in-band when the maximum measured frequency error noted during the frequency stability tests is applied. Therefore the device is determined to remain operating in band over the temperature and voltage range as tested.

OPERATING BAND: UNII Band 3
OPERATING FREQUENCY: 5,775,000,000 Hz
CHANNEL: 155
REFERENCE VOLTAGE: 3.85 VDC

Voltage (%)	Power (VDC)	Temp. (℃)	Frequency (kHz)	Frequency Error (kHz)
100%	3.85	+20(Ref)	5775015.40	15.40
100%		-30	5775066.96	66.96
100%		-20	5775093.30	93.30
100%		-10	5775016.84	16.84
100%		0	5775069.82	69.82
100%		+10	5775077.31	77.31
100%		+30	5775083.27	83.27
100%		+40	5775037.81	37.81
100%		+50	5775096.30	96.30
End. Point	3.60	+20	5775042.76	42.76

Note:

Based on the results of the frequency stability test shown above the frequency deviation results measured are very small. As such it is determined that the channels at the band edge would remain in-band when the maximum measured frequency error noted during the frequency stability tests is applied. Therefore the device is determined to remain operating in band over the temperature and voltage range as tested.

10.7 STRADDLE CHANNEL

10.7.1 26dB Bandwidth

Mode	Frequency [MHz]	Channel No.	Measured Frequency [MHz]	26dB Bandwidth [MHz]
802.11a	5720 (UNII 2C Band)	144	5710.16	14.76
802.11n(HT20)			5710.12	15.20
802.11ac(VHT20)			5710.04	15.24
802.11a	5720 (UNII 3 Band)	144	5729.64	4.88
802.11n(HT20)			5732.28	5.12
802.11ac(VHT20)			5732.64	5.16

Mode	Frequency [MHz]	Channel No.	Measured Frequency [MHz]	26dB Bandwidth [MHz]
802.11n(HT40)	5710 (UNII 2C Band)	142	5681.52	35.32
802.11ac(VHT40)			5689.36	35.48
802.11n(HT40)	5710 (UNII 3 Band)	142	5745.84	5.16
802.11ac(VHT40)			5732.00	5.24

Mode	Frequency [MHz]	Channel No.	Measured Frequency [MHz]	26dB Bandwidth [MHz]
802.11ac(VHT80)	5690 (UNII 2C Band)	138	5641.68	75.56
	5690 (UNII 3 Band)	138	5730.80	6.28

▣ Test Plots (26dB Bandwidth)

802.11a UNII Band	802.11n(HT20) UNII Band

802.11ac(VHT20) UNII Band

▣ Test Plots (26dB Bandwidth)

802.11n(HT40) UNII Band	802.11ac(VHT40) UNII Band

802.11ac(VHT80) UNII Band

10.7.2 6dB Bandwidth

Mode	Frequency [MHz]	Channel No.	Measured Frequency [MHz]	6dB Bandwidth [MHz]	Limit [MHz]
802.11a	5720 (UNII 3 Band)	144	5728.07	3.07	> 0.5
802.11n(HT20)			5728.72	3.72	> 0.5
802.11ac(VHT20)			5728.52	3.52	> 0.5

Mode	Frequency [MHz]	Channel No.	Measured Frequency [MHz]	6dB Bandwidth [MHz]	Limit [MHz]
802.11n(HT40)	5710 (UNII 3 Band)	142	5727.72	2.72	> 0.5
802.11ac(VHT40)			5727.80	2.80	> 0.5

Mode	Frequency [MHz]	Channel No.	Measured Frequency [MHz]	6dB Bandwidth [MHz]	Limit [MHz]
802.11ac(VHT80)	5690 (UNII 3 Band)	138	5727.67	2.67	> 0.5

▣ Test Plots(UNII 3 Band 6dB Bandwidth)

802.11a CH.144	802.11n_HT20 CH.144
	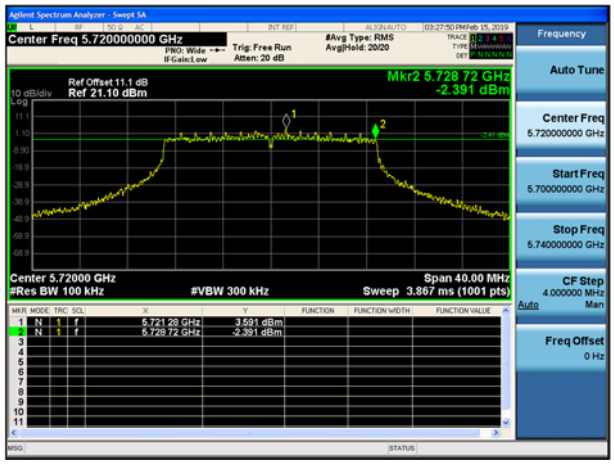

802.11ac_VHT20 CH.144
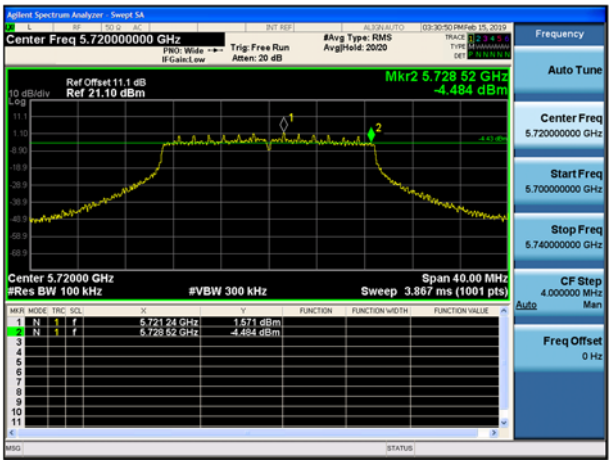

802.11n_HT40 CH.142	802.11ac_VHT40 CH.142
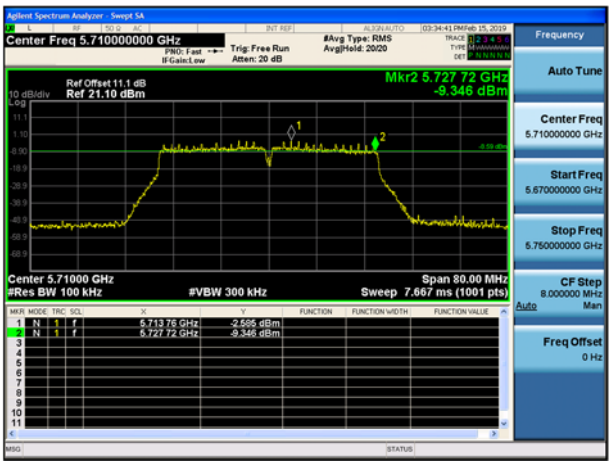	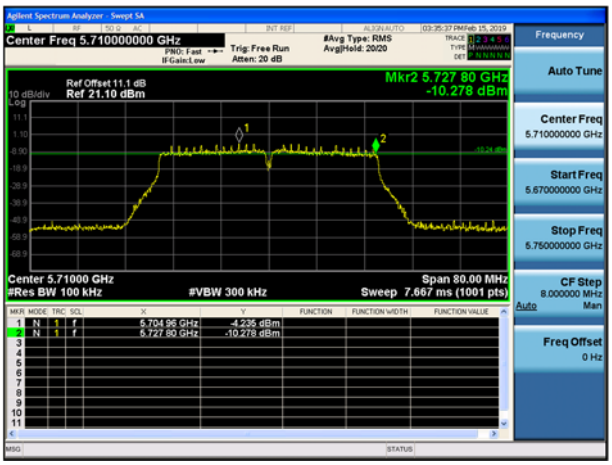

802.11ac_VHT80 CH.138
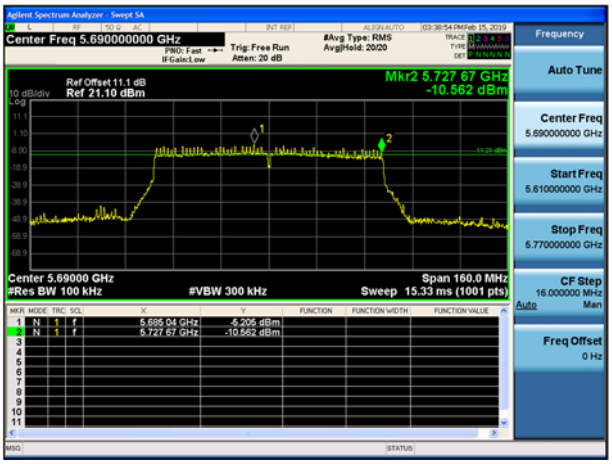

10.7.3 Output Power

Mode	Frequency [MHz]	Channel	Measured Power (dBm)	Duty Cycle Factor (dB)	Total Power (dBm)	Limit (dBm)
802.11a	5720 (UNII 2C Band)	144	13.38	0.317	13.70	22.69
802.11n(HT20)			12.17	0.425	12.60	22.82
802.11ac(VHT20)			10.37	0.325	10.70	22.83
802.11a	5720 (UNII 3 Band)	144	6.35	0.317	6.67	30.00
802.11n(HT20)			5.57	0.425	6.00	30.00
802.11ac(VHT20)			3.84	0.325	4.17	30.00

Mode	Frequency [MHz]	Channel	Measured Power (dBm)	Duty Cycle Factor (dB)	Total Power (dBm)	Limit (dBm)
802.11n(HT40)	5710 (UNII 2C Band)	142	10.08	0.224	10.30	23.98
802.11ac(VHT40)			8.27	0.221	8.49	23.98
802.11n(HT40)	5710 (UNII 3 Band)	142	-1.14	0.224	-0.92	30.00
802.11ac(VHT40)			-2.91	0.221	-2.69	30.00

Mode	Frequency [MHz]	Channel	Measured Power (dBm)	Duty Cycle Factor (dB)	Total Power (dBm)	Limit (dBm)
802.11ac(VHT80)	5690 (UNII 2C Band)	138	8.84	0.966	9.81	23.98
	5690 (UNII 3 Band)	138	-6.20	0.966	-5.23	30.00

▣ Test Plots

802.11a UNII 2C Band	802.11a UNII 3 Band
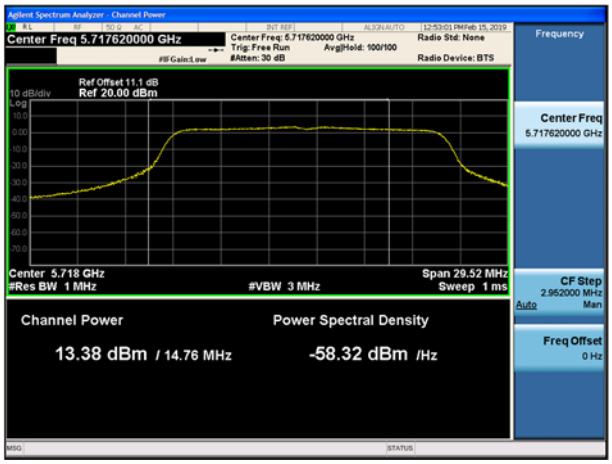	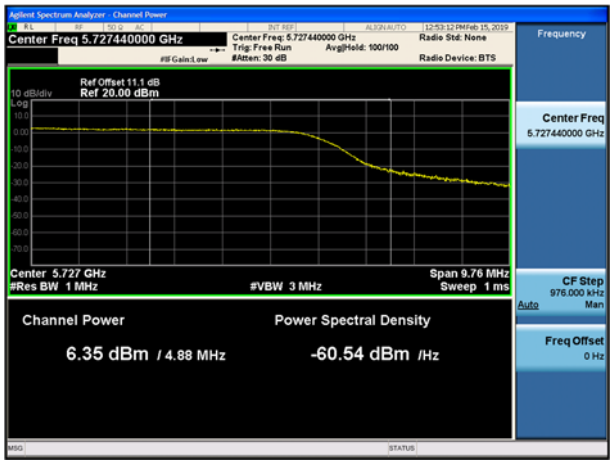
802.11n(HT20) UNII 2C Band	**802.11n(HT20) UNII 3 Band**
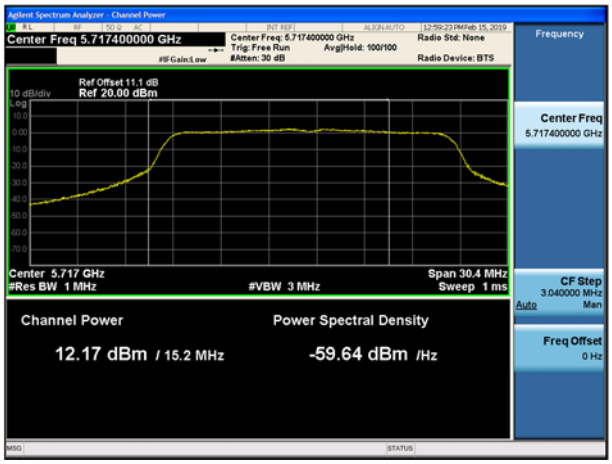	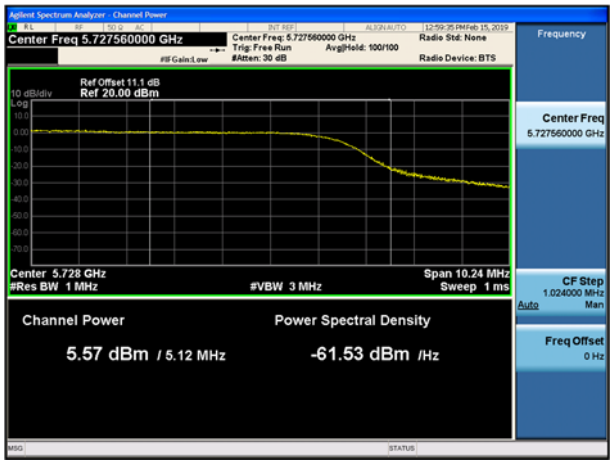
802.11ac(VHT20) UNII 2C Band	**802.11ac(VHT20) UNII 3 Band**
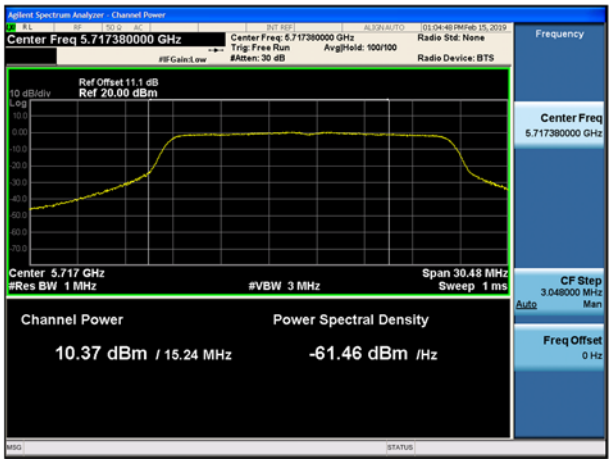	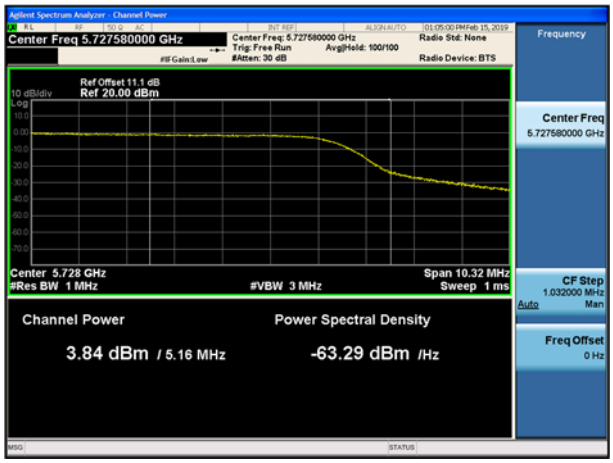

802.11n(HT40) UNII 2C Band	802.11n(HT40) UNII 3 Band
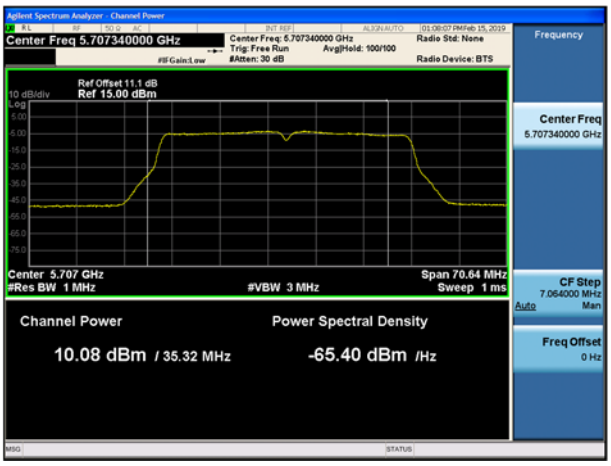	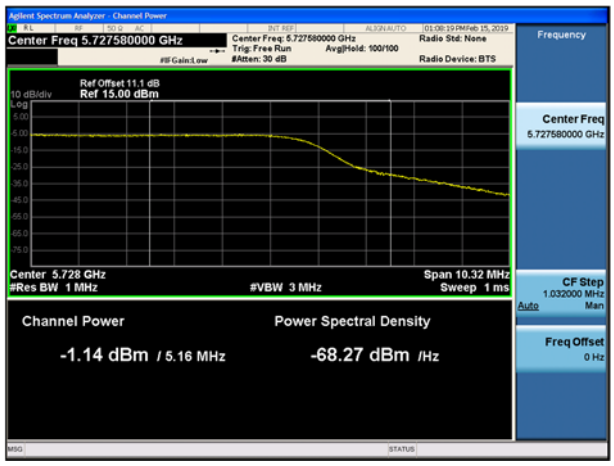
802.11ac(VHT40) UNII 2C Band	**802.11ac(VHT40) UNII 3 Band**
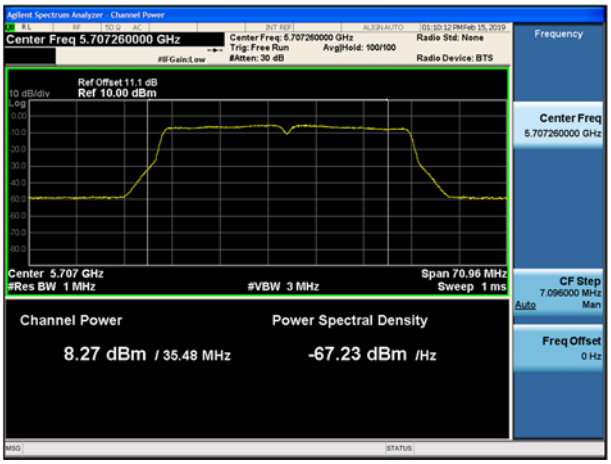	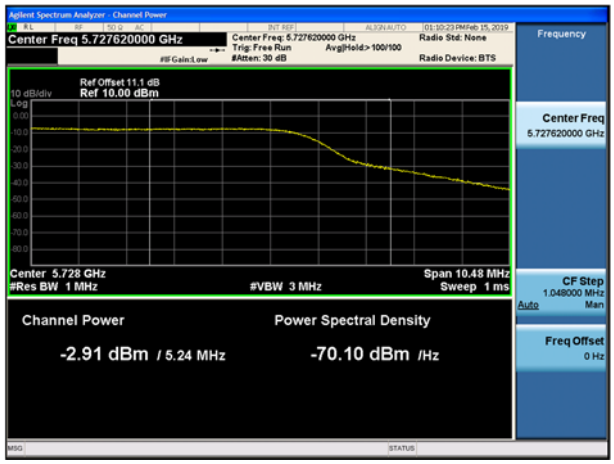
802.11ac(VHT80) UNII 2C Band	**802.11ac(VHT80) UNII 3 Band**
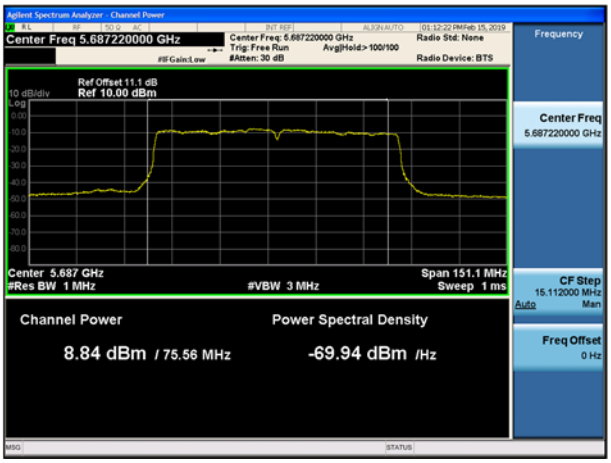	

10.7.4 Power Spectral Density

Mode	Frequency [MHz]	Channel	Measured Density (dBm)	Duty Cycle Factor (dB)	Total PSD (dBm)	Limit (dBm)
802.11a	5720 (UNII 2C Band)	144	3.904	0.317	4.221	11.00
802.11n(HT20)			2.452	0.425	2.877	11.00
802.11ac(VHT20)			0.696	0.325	1.021	11.00
802.11a	5720 (UNII 3 Band)	144	-0.608	0.317	-0.291	30.00
802.11n(HT20)			-1.846	0.425	-1.421	30.00
802.11ac(VHT20)			-3.613	0.325	-3.288	30.00

Mode	Frequency [MHz]	Channel	Measured Density (dBm)	Duty Cycle Factor (dB)	Total PSD (dBm)	Limit (dBm)
802.11n(HT40)	5710 (UNII 2C Band)	142	-3.376	0.224	-3.152	11.00
802.11ac(VHT40)			-5.215	0.221	-4.994	11.00
802.11n(HT40)	5710 (UNII 3 Band)	142	-8.392	0.224	-8.168	30.00
802.11ac(VHT40)			-10.392	0.221	-10.171	30.00

Mode	Frequency [MHz]	Channel	Measured Density (dBm)	Duty Cycle Factor (dB)	Total PSD (dBm)	Limit (dBm)
802.11ac(VHT80)	5690 (UNII 2C Band)	138	-7.825	0.966	-6.859	11.00
	5690 (UNII 3 Band)	138	-12.385	0.966	-11.419	30.00

▣ Test Plots

802.11a UNII 2C Band	802.11a UNII 3 Band
802.11n(HT20) UNII 2C Band	**802.11n(HT20) UNII 3 Band**
802.11ac(VHT20) UNII 2C Band	**802.11ac(VHT20) UNII 3 Band**

802.11n(HT40) UNII 2C Band	802.11n(HT40) UNII 3 Band
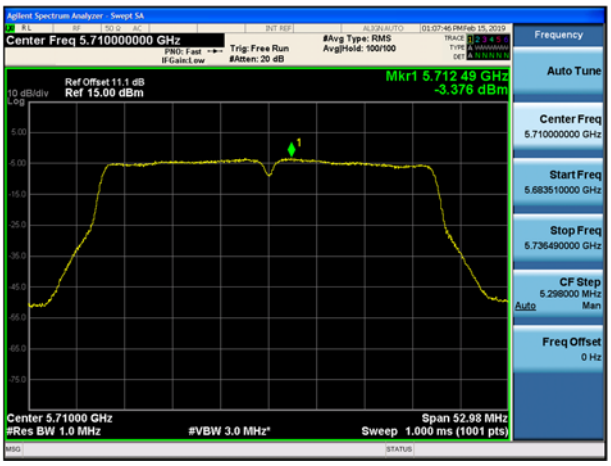	
802.11ac(VHT40) UNII 2C Band	**802.11ac(VHT40) UNII 3 Band**
802.11ac(VHT80) UNII 2C Band	**802.11ac(VHT80) UNII 3 Band**
	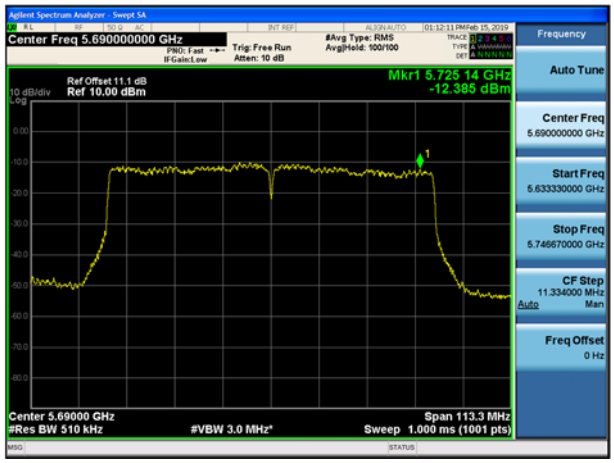

10.8 RADIATED SPURIOUS EMISSIONS

Frequency Range : 9 kHz – 30MHz

Frequency	Reading	Ant. factor	Cable loss	Ant. POL	Total	Limit	Margin
MHz	dBuV/m	dBm/m	dBm	(H/V)	dBuV/m	dBuV/m	dB
No Critical peaks found							

Note:

1. The reading of emissions are attenuated more than 20 dB below the permissible limits or the field strength is too small to be measured.
2. Distance extrapolation factor = 40*log (specific distance / test distance) (dB)
3. Limit line = specific Limits (dBuV) + Distance extrapolation factor
4. The test results for below 30 MHz is correlated to an open site.
   The result on OFS is about 2 dB higher than semi-anechoic chamber(10 m chamber)

Frequency Range : Below 1 GHz

Frequency	Reading	Ant. factor	Cable loss	Ant. POL	Total	Limit	Margin
MHz	dBuV/m	dBm/m	dBm	(H/V)	dBuV/m	dBuV/m	dB
No Critical peaks found							

Note:

1. Radiated emissions measured in frequency range from 30 MHz to 1000 MHz were made with an instrument using Quasi peak detector mode

Frequency Range : Above 1 GHz

Band : UNII 1
Operation Mode: 802.11 a
Transfer Rate: 6 Mbps
Operating Frequency 5180 MHz
Channel No. 36 Ch

Frequency [MHz]	Reading [dBuV]	A.F.+C.L.-A.G+D.F. [dB]	ANT. POL [H/V]	Total [dBuV/m]	Limit [dBuV/m]	Margin [dB]	Measurement Type
10360	54.25	-2.65	V	51.60	68.20	16.60	PK
15540	50.63	-1.94	V	48.69	73.98	25.29	PK
15540	37.74	-1.94	V	35.80	53.98	18.18	AV
10360	54.42	-2.65	H	51.77	68.20	16.43	PK
15540	51.32	-1.94	H	49.38	73.98	24.60	PK
15540	37.80	-1.94	H	35.86	53.98	18.12	AV

Band : UNII 1
Operation Mode: 802.11 a
Transfer Rate: 6 Mbps
Operating Frequency 5200 MHz
Channel No. 40 Ch

Frequency [MHz]	Reading [dBuV]	A.F.+C.L.-A.G+D.F. [dB]	ANT. POL [H/V]	Total [dBuV/m]	Limit [dBuV/m]	Margin [dB]	Measurement Type
10400	54.58	-1.87	V	52.71	68.20	15.49	PK
15600	51.49	-3.09	V	48.40	73.98	25.58	PK
15600	38.31	-3.09	V	35.22	53.98	18.76	AV
10400	54.96	-1.87	H	53.09	68.20	15.11	PK
15600	52.58	-3.09	H	49.49	73.98	24.49	PK
15600	38.38	-3.09	H	35.29	53.98	18.69	AV

Band : UNII 1

Operation Mode: 802.11 a

Transfer Rate: 6 Mbps

Operating Frequency 5240 MHz

Channel No. 48 Ch

Frequency [MHz]	Reading [dBuV]	A.F.+C.L.-A.G+D.F. [dB]	ANT. POL [H/V]	Total [dBuV/m]	Limit [dBuV/m]	Margin [dB]	Measurement Type
10480	54.85	-3.26	V	51.59	68.20	16.61	PK
15720	50.97	-3.27	V	47.70	73.98	26.28	PK
15720	38.15	-3.27	V	34.88	53.98	19.10	AV
10480	55.45	-3.26	H	52.19	68.20	16.01	PK
15720	51.78	-3.27	H	48.51	73.98	25.47	PK
15720	38.36	-3.27	H	35.09	53.98	18.89	AV

Band : UNII 1
Operation Mode: 802.11 n(HT20)
Transfer MCS Index: MCS0
Operating Frequency 5180 MHz
Channel No. 36 Ch

Frequency [MHz]	Reading [dBuV]	A.F.+C.L.-A.G+D.F. [dB]	ANT. POL [H/V]	Total [dBuV/m]	Limit [dBuV/m]	Margin [dB]	Measurement Type
10360	53.82	-2.65	V	51.17	68.20	17.03	PK
15540	50.58	-1.94	V	48.64	73.98	25.34	PK
15540	37.59	-1.94	V	35.65	53.98	18.33	AV
10360	54.01	-2.65	H	51.36	68.20	16.84	PK
15540	51.31	-1.94	H	49.37	73.98	24.61	PK
15540	37.72	-1.94	H	35.78	53.98	18.20	AV

Band : UNII 1
Operation Mode: 802.11 n(HT20)
Transfer MCS Index: MCS0
Operating Frequency 5200 MHz
Channel No. 40 Ch

Frequency [MHz]	Reading [dBuV]	A.F.+C.L.-A.G+D.F. [dB]	ANT. POL [H/V]	Total [dBuV/m]	Limit [dBuV/m]	Margin [dB]	Measurement Type
10400	53.64	-1.87	V	51.77	68.20	16.43	PK
15600	51.14	-3.09	V	48.05	73.98	25.93	PK
15600	38.25	-3.09	V	35.16	53.98	18.82	AV
10400	54.18	-1.87	H	52.31	68.20	15.89	PK
15600	51.98	-3.09	H	48.89	73.98	25.09	PK
15600	38.34	-3.09	H	35.25	53.98	18.73	AV

Band : UNII 1

Operation Mode: 802.11 n(HT20)

Transfer MCS Index: MCS0

Operating Frequency 5240 MHz

Channel No. 48 Ch

Frequency [MHz]	Reading [dBuV]	A.F.+C.L.-A.G+D.F. [dB]	ANT. POL [H/V]	Total [dBuV/m]	Limit [dBuV/m]	Margin [dB]	Measurement Type
10480	54.84	-3.26	V	51.58	68.20	16.62	PK
15720	51.31	-3.27	V	48.04	73.98	25.94	PK
15720	38.20	-3.27	V	34.93	53.98	19.05	AV
10480	55.16	-3.26	H	51.90	68.20	16.30	PK
15720	51.55	-3.27	H	48.28	73.98	25.70	PK
15720	38.29	-3.27	H	35.02	53.98	18.96	AV

Band : UNII 1
Operation Mode: 802.11 ac(VHT20)
Transfer MCS Index: MCS0
Operating Frequency 5180 MHz
Channel No. 36 Ch

Frequency [MHz]	Reading [dBuV]	A.F.+C.L.-A.G+D.F. [dB]	ANT. POL [H/V]	Total [dBuV/m]	Limit [dBuV/m]	Margin [dB]	Measurement Type
10360	53.44	-2.65	V	50.79	68.20	17.41	PK
15540	51.50	-1.94	V	49.56	73.98	24.42	PK
15540	37.54	-1.94	V	35.60	53.98	18.38	AV
10360	54.20	-2.65	H	51.55	68.20	16.65	PK
15540	51.69	-1.94	H	49.75	73.98	24.23	PK
15540	37.62	-1.94	H	35.68	53.98	18.30	AV

Band : UNII 1
Operation Mode: 802.11 ac(VHT20)
Transfer MCS Index: MCS0
Operating Frequency 5200 MHz
Channel No. 40 Ch

Frequency [MHz]	Reading [dBuV]	A.F.+C.L.-A.G+D.F. [dB]	ANT. POL [H/V]	Total [dBuV/m]	Limit [dBuV/m]	Margin [dB]	Measurement Type
10400	53.31	-1.87	V	51.44	68.20	16.76	PK
15600	50.78	-3.09	V	47.69	73.98	26.29	PK
15600	38.19	-3.09	V	35.10	53.98	18.88	AV
10400	53.59	-1.87	H	51.72	68.20	16.48	PK
15600	51.57	-3.09	H	48.48	73.98	25.50	PK
15600	38.30	-3.09	H	35.21	53.98	18.77	AV

Band : UNII 1

Operation Mode: 802.11 ac(VHT20)

Transfer MCS Index: MCS0

Operating Frequency 5240 MHz

Channel No. 48 Ch

Frequency [MHz]	Reading [dBuV]	A.F.+C.L.-A.G+D.F. [dB]	ANT. POL [H/V]	Total [dBuV/m]	Limit [dBuV/m]	Margin [dB]	Measurement Type
10480	53.25	-3.26	V	49.99	68.20	18.21	PK
15720	50.64	-3.27	V	47.37	73.98	26.61	PK
15720	38.25	-3.27	V	34.98	53.98	19.00	AV
10480	54.89	-3.26	H	51.63	68.20	16.57	PK
15720	51.08	-3.27	H	47.81	73.98	26.17	PK
15720	38.30	-3.27	H	35.03	53.98	18.95	AV

Band : UNII 1
Operation Mode: 802.11 n(HT40)
Transfer MCS Index: 0
Operating Frequency 5190 MHz
Channel No. 38 Ch

Frequency [MHz]	Reading [dBuV]	A.F.+C.L.-A.G+D.F. [dB]	ANT. POL [H/V]	Total [dBuV/m]	Limit [dBuV/m]	Margin [dB]	Measurement Type
10380	55.13	-2.37	V	52.76	68.20	15.44	PK
15570	50.84	-3.21	V	47.63	73.98	26.35	PK
15570	38.65	-3.21	V	35.44	53.98	18.54	AV
10380	55.73	-2.37	H	53.36	68.20	14.84	PK
15570	51.70	-3.21	H	48.49	73.98	25.49	PK
15570	38.71	-3.21	H	35.50	53.98	18.48	AV

Band : UNII 1
Operation Mode: 802.11 n(HT40)
Transfer MCS Index: 0
Operating Frequency 5230 MHz
Channel No. 46 Ch

Frequency [MHz]	Reading [dBuV]	A.F.+C.L.-A.G+D.F. [dB]	ANT. POL [H/V]	Total [dBuV/m]	Limit [dBuV/m]	Margin [dB]	Measurement Type
10460	55.17	-3.06	V	52.11	68.20	16.09	PK
15690	51.99	-2.89	V	49.10	73.98	24.88	PK
15690	39.09	-2.89	V	36.20	53.98	17.78	AV
10460	55.42	-3.06	H	52.36	68.20	15.84	PK
15690	52.64	-2.89	H	49.75	73.98	24.23	PK
15690	39.13	-2.89	H	36.24	53.98	17.74	AV

Band : UNII 1
Operation Mode: 802.11 ac(VHT40)
Transfer MCS Index: 0
Operating Frequency 5190 MHz
Channel No. 38 Ch

Frequency [MHz]	Reading [dBuV]	A.F.+C.L.-A.G+D.F. [dB]	ANT. POL [H/V]	Total [dBuV/m]	Limit [dBuV/m]	Margin [dB]	Measurement Type
10380	55.06	-2.37	V	52.69	68.20	15.51	PK
15570	50.65	-3.21	V	47.44	73.98	26.54	PK
15570	38.62	-3.21	V	35.41	53.98	18.57	AV
10380	55.35	-2.37	H	52.98	68.20	15.22	PK
15570	51.54	-3.21	H	48.33	73.98	25.65	PK
15570	38.68	-3.21	H	35.47	53.98	18.51	AV

Band : UNII 1
Operation Mode: 802.11 ac(VHT40)
Transfer MCS Index: 0
Operating Frequency 5230 MHz
Channel No. 46 Ch

Frequency [MHz]	Reading [dBuV]	A.F.+C.L.-A.G+D.F. [dB]	ANT. POL [H/V]	Total [dBuV/m]	Limit [dBuV/m]	Margin [dB]	Measurement Type
10460	54.75	-3.06	V	51.69	68.20	16.51	PK
15690	51.65	-2.89	V	48.76	73.98	25.22	PK
15690	39.01	-2.89	V	36.12	53.98	17.86	AV
10460	55.14	-3.06	H	52.08	68.20	16.12	PK
15690	51.78	-2.89	H	48.89	73.98	25.09	PK
15690	39.05	-2.89	H	36.16	53.98	17.82	AV

Band :	UNII 1
Operation Mode:	802.11 ac(VHT80)
Transfer MCS Index:	0
Operating Frequency	5210 MHz
Channel No.	42 Ch

Frequency [MHz]	Reading [dBuV]	A.F.+C.L.-A.G+D.F. [dB]	ANT. POL [H/V]	Total [dBuV/m]	Limit [dBuV/m]	Margin [dB]	Measurement Type
10420	53.77	-2.57	V	51.20	68.20	17.00	PK
15630	51.46	-3.60	V	47.86	73.98	26.12	PK
15630	40.35	-3.60	V	36.75	53.98	17.23	AV
10420	54.08	-2.57	H	51.51	68.20	16.69	PK
15630	51.91	-3.60	H	48.31	73.98	25.67	PK
15630	40.44	-3.60	H	36.84	53.98	17.14	AV

Band : UNII 2A
Operation Mode: 802.11 a
Transfer Rate: 6 Mbps
Operating Frequency 5260 MHz
Channel No. 52 Ch

Frequency [MHz]	Reading [dBuV]	A.F.+C.L.-A.G+D.F. [dB]	ANT. POL [H/V]	Total [dBuV/m]	Limit [dBuV/m]	Margin [dB]	Measurement Type
10520	54.35	-3.16	V	51.19	68.20	17.01	PK
15780	51.46	-3.15	V	48.31	73.98	25.67	PK
15780	38.42	-3.15	V	35.27	53.98	18.71	AV
10520	55.07	-3.16	H	51.91	68.20	16.29	PK
15780	52.17	-3.15	H	49.02	73.98	24.96	PK
15780	38.55	-3.15	H	35.40	53.98	18.58	AV

Band : UNII 2A
Operation Mode: 802.11 a
Transfer Rate: 6 Mbps
Operating Frequency 5300 MHz
Channel No. 60 Ch

Frequency [MHz]	Reading [dBuV]	A.F.+C.L.-A.G+D.F. [dB]	ANT. POL [H/V]	Total [dBuV/m]	Limit [dBuV/m]	Margin [dB]	Measurement Type
10600	54.38	-2.95	V	51.43	73.98	22.55	PK
10600	44.74	-2.95	V	41.79	53.98	12.19	AV
15900	50.96	-4.05	V	46.91	73.98	27.07	PK
15900	36.75	-4.05	V	32.70	53.98	21.28	AV
10600	55.57	-2.95	H	52.62	73.98	21.36	PK
10600	44.91	-2.95	H	41.96	53.98	12.02	AV
15900	51.14	-4.05	H	47.09	73.98	26.89	PK
15900	36.81	-4.05	H	32.76	53.98	21.22	AV

Band :	UNII 2A
Operation Mode:	802.11 a
Transfer Rate:	6 Mbps
Operating Frequency	5320 MHz
Channel No.	64 Ch

Frequency [MHz]	Reading [dBuV]	A.F.+C.L.-A.G+D.F. [dB]	ANT. POL [H/V]	Total [dBuV/m]	Limit [dBuV/m]	Margin [dB]	Measurement Type
10640	52.99	-2.94	V	50.05	73.98	23.93	PK
10640	44.35	-2.94	V	41.41	53.98	12.57	AV
15960	50.42	-3.62	V	46.80	73.98	27.18	PK
15960	37.46	-3.62	V	33.84	53.98	20.14	AV
10640	54.39	-2.94	H	51.45	73.98	22.53	PK
10640	44.67	-2.94	H	41.73	53.98	12.25	AV
15960	51.39	-3.62	H	47.77	73.98	26.21	PK
15960	37.58	-3.62	H	33.96	53.98	20.02	AV

Band : UNII 2A
Operation Mode: 802.11 n(HT20)
Transfer MCS Index: MCS0
Operating Frequency 5260 MHz
Channel No. 52 Ch

Frequency [MHz]	Reading [dBuV]	A.F.+C.L.-A.G+D.F. [dB]	ANT. POL [H/V]	Total [dBuV/m]	Limit [dBuV/m]	Margin [dB]	Measurement Type
10520	54.24	-3.16	V	51.08	68.20	17.12	PK
15780	53.28	-3.15	V	50.13	73.98	23.85	PK
15780	38.20	-3.15	V	35.05	53.98	18.93	AV
10520	54.96	-3.16	H	51.80	68.20	16.40	PK
15780	54.25	-3.15	H	51.10	73.98	22.88	PK
15780	38.28	-3.15	H	35.13	53.98	18.85	AV

Band : UNII 2A
Operation Mode: 802.11 n(HT20)
Transfer MCS Index: MCS0
Operating Frequency 5300 MHz
Channel No. 60 Ch

Frequency [MHz]	Reading [dBuV]	A.F.+C.L.-A.G+D.F. [dB]	ANT. POL [H/V]	Total [dBuV/m]	Limit [dBuV/m]	Margin [dB]	Measurement Type
10600	52.43	-2.95	V	49.48	73.98	24.50	PK
10600	44.38	-2.95	V	41.43	53.98	12.55	AV
15900	51.43	-4.05	V	47.38	73.98	26.60	PK
15900	36.78	-4.05	V	32.73	53.98	21.25	AV
10600	54.87	-2.95	H	51.92	73.98	22.06	PK
10600	44.65	-2.95	H	41.70	53.98	12.28	AV
15900	52.58	-4.05	H	48.53	73.98	25.45	PK
15900	36.88	-4.05	H	32.83	53.98	21.15	AV

Band :	UNII 2A
Operation Mode:	802.11 n(HT20)
Transfer MCS Index:	MCS0
Operating Frequency	5320 MHz
Channel No.	64 Ch

Frequency [MHz]	Reading [dBuV]	A.F.+C.L.-A.G+D.F. [dB]	ANT. POL [H/V]	Total [dBuV/m]	Limit [dBuV/m]	Margin [dB]	Measurement Type
10640	52.45	-2.94	V	49.51	73.98	24.47	PK
10640	44.49	-2.94	V	41.55	53.98	12.43	AV
15960	52.05	-3.62	V	48.43	73.98	25.55	PK
15960	37.51	-3.62	V	33.89	53.98	20.09	AV
10640	54.90	-2.94	H	51.96	73.98	22.02	PK
10640	44.58	-2.94	H	41.64	53.98	12.34	AV
15960	52.59	-3.62	H	48.97	73.98	25.01	PK
15960	37.55	-3.62	H	33.93	53.98	20.05	AV

Band : UNII 2A
Operation Mode: 802.11 ac(VHT20)
Transfer MCS Index: MCS0
Operating Frequency 5260MHz
Channel No. 52 Ch

Frequency [MHz]	Reading [dBuV]	A.F.+C.L.-A.G+D.F. [dB]	ANT. POL [H/V]	Total [dBuV/m]	Limit [dBuV/m]	Margin [dB]	Measurement Type
10520	53.66	-3.16	V	50.50	68.20	17.70	PK
15780	53.14	-3.15	V	49.99	73.98	23.99	PK
15780	38.22	-3.15	V	35.07	53.98	18.91	AV
10520	54.77	-3.16	H	51.61	68.20	16.59	PK
15780	54.01	-3.15	H	50.86	73.98	23.12	PK
15780	38.31	-3.15	H	35.16	53.98	18.82	AV

Band : UNII 2A
Operation Mode: 802.11 ac(VHT20)
Transfer MCS Index: MCS0
Operating Frequency 5300 MHz
Channel No. 60 Ch

Frequency [MHz]	Reading [dBuV]	A.F.+C.L.-A.G+D.F. [dB]	ANT. POL [H/V]	Total [dBuV/m]	Limit [dBuV/m]	Margin [dB]	Measurement Type
10600	51.45	-2.95	V	48.50	73.98	25.48	PK
10600	44.21	-2.95	V	41.26	53.98	12.72	AV
15900	50.49	-4.05	V	46.44	73.98	27.54	PK
15900	36.70	-4.05	V	32.65	53.98	21.33	AV
10600	52.97	-2.95	H	50.02	73.98	23.96	PK
10600	44.50	-2.95	H	41.55	53.98	12.43	AV
15900	51.79	-4.05	H	47.74	73.98	26.24	PK
15900	36.65	-4.05	H	32.60	53.98	21.38	AV

Band :	UNII 2A
Operation Mode:	802.11 ac(VHT20)
Transfer MCS Index:	MCS0
Operating Frequency	5320 MHz
Channel No.	64 Ch

Frequency [MHz]	Reading [dBuV]	A.F.+C.L.-A.G+D.F. [dB]	ANT. POL [H/V]	Total [dBuV/m]	Limit [dBuV/m]	Margin [dB]	Measurement Type
10640	53.61	-2.94	V	50.67	73.98	23.31	PK
10640	43.76	-2.94	V	40.82	53.98	13.16	AV
15960	50.19	-3.62	V	46.57	73.98	27.41	PK
15960	37.35	-3.62	V	33.73	53.98	20.25	AV
10640	54.04	-2.94	H	51.10	73.98	22.88	PK
10640	44.11	-2.94	H	41.17	53.98	12.81	AV
15960	51.67	-3.62	H	48.05	73.98	25.93	PK
15960	37.48	-3.62	H	33.86	53.98	20.12	AV

Band : UNII 2A
Operation Mode: 802.11 n(HT40)
Transfer MCS Index: 0
Operating Frequency 5270 MHz
Channel No. 54 Ch

Frequency [MHz]	Reading [dBuV]	A.F.+C.L.-A.G+D.F. [dB]	ANT. POL [H/V]	Total [dBuV/m]	Limit [dBuV/m]	Margin [dB]	Measurement Type
10540	53.44	-2.72	V	50.72	68.20	17.48	PK
15810	51.74	-3.71	V	48.03	73.98	25.95	PK
15810	38.53	-3.71	V	34.82	53.98	19.16	AV
10540	54.36	-2.72	H	51.64	68.20	16.56	PK
15810	52.38	-3.71	H	48.67	73.98	25.31	PK
15810	38.68	-3.71	H	34.97	53.98	19.01	AV

Band : UNII 2A
Operation Mode: 802.11 n(HT40)
Transfer MCS Index: 0
Operating Frequency 5310 MHz
Channel No. 62 Ch

Frequency [MHz]	Reading [dBuV]	A.F.+C.L.-A.G+D.F. [dB]	ANT. POL [H/V]	Total [dBuV/m]	Limit [dBuV/m]	Margin [dB]	Measurement Type
10620	53.74	-3.11	V	50.63	73.98	23.35	PK
10620	45.01	-3.11	V	41.90	53.98	12.08	AV
15930	50.25	-4.27	V	45.98	73.98	28.00	PK
15930	38.25	-4.27	V	33.98	53.98	20.00	AV
10620	54.42	-3.11	H	51.31	73.98	22.67	PK
10620	45.26	-3.11	H	42.15	53.98	11.83	AV
15930	50.72	-4.27	H	46.45	73.98	27.53	PK
15930	38.32	-4.27	H	34.05	53.98	19.93	AV

Band : UNII 2A
Operation Mode: 802.11 ac(VHT40)
Transfer MCS Index: 0
Operating Frequency 5270 MHz
Channel No. 54 Ch

Frequency [MHz]	Reading [dBuV]	A.F.+C.L.-A.G+D.F. [dB]	ANT. POL [H/V]	Total [dBuV/m]	Limit [dBuV/m]	Margin [dB]	Measurement Type
10540	52.75	-2.72	V	50.03	68.20	18.17	PK
15810	50.56	-3.71	V	46.85	73.98	27.13	PK
15810	38.49	-3.71	V	34.78	53.98	19.20	AV
10540	53.89	-2.72	H	51.17	68.20	17.03	PK
15810	51.78	-3.71	H	48.07	73.98	25.91	PK
15810	38.55	-3.71	H	34.84	53.98	19.14	AV

Band : UNII 2A
Operation Mode: 802.11 ac(VHT40)
Transfer MCS Index: 0
Operating Frequency 5310 MHz
Channel No. 62 Ch

Frequency [MHz]	Reading [dBuV]	A.F.+C.L.-A.G+D.F. [dB]	ANT. POL [H/V]	Total [dBuV/m]	Limit [dBuV/m]	Margin [dB]	Measurement Type
10620	53.25	-3.11	V	50.14	73.98	23.84	PK
10620	43.90	-3.11	V	40.79	53.98	13.19	AV
15930	50.85	-4.27	V	46.58	73.98	27.40	PK
15930	38.20	-4.27	V	33.93	53.98	20.05	AV
10620	54.22	-3.11	H	51.11	73.98	22.87	PK
10620	44.14	-3.11	H	41.03	53.98	12.95	AV
15930	51.14	-4.27	H	46.87	73.98	27.11	PK
15930	38.29	-4.27	H	34.02	53.98	19.96	AV

Band :	UNII 2A
Operation Mode:	802.11 ac(VHT80)
Transfer MCS Index:	0
Operating Frequency	5290 MHz
Channel No.	58 Ch

Frequency [MHz]	Reading [dBuV]	A.F.+C.L.-A.G+D.F. [dB]	ANT. POL [H/V]	Total [dBuV/m]	Limit [dBuV/m]	Margin [dB]	Measurement Type
10580	53.16	-2.88	V	50.28	68.20	17.92	PK
15870	51.55	-4.22	V	47.33	73.98	26.65	PK
15870	40.19	-4.22	V	35.97	53.98	18.01	AV
10580	54.03	-2.88	H	51.15	68.20	17.05	PK
15870	52.06	-4.22	H	47.84	73.98	26.14	PK
15870	40.26	-4.22	H	36.04	53.98	17.94	AV

Band : UNII 2C
Operation Mode: 802.11 a
Transfer Rate: 6 Mbps
Operating Frequency 5500 MHz
Channel No. 100 Ch

Frequency [MHz]	Reading [dBuV]	A.F.+C.L.-A.G+D.F. [dB]	ANT. POL [H/V]	Total [dBuV/m]	Limit [dBuV/m]	Margin [dB]	Measurement Type
11000	53.82	-1.71	V	52.11	73.98	21.87	PK
11000	44.05	-1.71	V	42.34	53.98	11.64	AV
16500	51.05	-1.82	V	49.23	68.20	18.97	PK
11000	54.24	-1.71	H	52.53	73.98	21.45	PK
11000	44.52	-1.71	H	42.81	53.98	11.17	AV
16500	51.19	-1.82	H	49.37	68.20	18.83	PK

Band : UNII 2C
Operation Mode: 802.11 a
Transfer Rate: 6 Mbps
Operating Frequency 5600 MHz
Channel No. 120 Ch

Frequency [MHz]	Reading [dBuV]	A.F.+C.L.-A.G+D.F. [dB]	ANT. POL [H/V]	Total [dBuV/m]	Limit [dBuV/m]	Margin [dB]	Measurement Type
11200	54.35	-2.04	V	52.31	73.98	21.67	PK
11200	45.16	-2.04	V	43.12	53.98	10.86	AV
16800	52.15	0.84	V	52.99	68.20	15.21	PK
11200	54.78	-2.04	H	52.74	73.98	21.24	PK
11200	45.52	-2.04	H	43.48	53.98	10.50	AV
16800	52.65	0.84	H	53.49	68.20	14.71	PK

Band :	UNII 2C
Operation Mode:	802.11 a
Transfer Rate:	6 Mbps
Operating Frequency	5720 MHz
Channel No.	144 Ch

Frequency [MHz]	Reading [dBuV]	A.F.+C.L.-A.G+D.F. [dB]	ANT. POL [H/V]	Total [dBuV/m]	Limit [dBuV/m]	Margin [dB]	Measurement Type
11440	53.61	-1.48	V	52.13	73.98	21.85	PK
11440	43.25	-1.48	V	41.77	53.98	12.21	AV
17160	50.67	2.48	V	53.15	68.20	15.05	PK
11440	53.81	-1.48	H	52.33	73.98	21.65	PK
11440	43.77	-1.48	H	42.29	53.98	11.69	AV
17160	51.42	2.48	H	53.90	68.20	14.30	PK

Band : UNII 2C
Operation Mode: 802.11 n(HT20)
Transfer MCS Index: MCS0
Operating Frequency 5500 MHz
Channel No. 100 Ch

Frequency [MHz]	Reading [dBuV]	A.F.+C.L.-A.G+D.F. [dB]	ANT. POL [H/V]	Total [dBuV/m]	Limit [dBuV/m]	Margin [dB]	Measurement Type
11000	53.32	-1.71	V	51.61	73.98	22.37	PK
11000	43.76	-1.71	V	42.05	53.98	11.93	AV
16500	51.44	-1.82	V	49.62	68.20	18.58	PK
11000	53.54	-1.71	H	51.83	73.98	22.15	PK
11000	44.00	-1.71	H	42.29	53.98	11.69	AV
16500	51.86	-1.82	H	50.04	68.20	18.16	PK

Band : UNII 2C
Operation Mode: 802.11 n(HT20)
Transfer MCS Index: MCS0
Operating Frequency 5600 MHz
Channel No. 120 Ch

Frequency [MHz]	Reading [dBuV]	A.F.+C.L.-A.G+D.F. [dB]	ANT. POL [H/V]	Total [dBuV/m]	Limit [dBuV/m]	Margin [dB]	Measurement Type
11200	54.57	-2.04	V	52.53	73.98	21.45	PK
11200	45.02	-2.04	V	42.98	53.98	11.00	AV
16800	52.50	0.84	V	53.34	68.20	14.86	PK
11200	55.07	-2.04	H	53.03	73.98	20.95	PK
11200	45.50	-2.04	H	43.46	53.98	10.52	AV
16800	52.51	0.84	H	53.35	68.20	14.85	PK

Band :	UNII 2C
Operation Mode:	802.11 n(HT20)
Transfer MCS Index:	MCS0
Operating Frequency	5720 MHz
Channel No.	144 Ch

Frequency [MHz]	Reading [dBuV]	A.F.+C.L.-A.G+D.F. [dB]	ANT. POL [H/V]	Total [dBuV/m]	Limit [dBuV/m]	Margin [dB]	Measurement Type
11440	53.16	-1.48	V	51.68	73.98	22.30	PK
11440	43.25	-1.48	V	41.77	53.98	12.21	AV
17160	50.46	2.48	V	52.94	68.20	15.26	PK
11440	53.84	-1.48	H	52.36	73.98	21.62	PK
11440	43.60	-1.48	H	42.12	53.98	11.86	AV
17160	50.89	2.48	H	53.37	68.20	14.83	PK

Band : UNII 2C
Operation Mode: 802.11 ac(VHT20)
Transfer MCS Index: MCS0
Operating Frequency 5500 MHz
Channel No. 100 Ch

Frequency [MHz]	Reading [dBuV]	A.F.+C.L.-A.G+D.F. [dB]	ANT. POL [H/V]	Total [dBuV/m]	Limit [dBuV/m]	Margin [dB]	Measurement Type
11000	52.66	-1.71	V	50.95	73.98	23.03	PK
11000	42.09	-1.71	V	40.38	53.98	13.60	AV
16500	51.69	-1.82	V	49.87	68.20	18.33	PK
11000	52.88	-1.71	H	51.17	73.98	22.81	PK
11000	42.44	-1.71	H	40.73	53.98	13.25	AV
16500	52.34	-1.82	H	50.52	68.20	17.68	PK

Band : UNII 2C
Operation Mode: 802.11 ac(VHT20)
Transfer MCS Index: MCS0
Operating Frequency 5600 MHz
Channel No. 120 Ch

Frequency [MHz]	Reading [dBuV]	A.F.+C.L.-A.G+D.F. [dB]	ANT. POL [H/V]	Total [dBuV/m]	Limit [dBuV/m]	Margin [dB]	Measurement Type
11200	53.81	-2.04	V	51.77	73.98	22.21	PK
11200	43.32	-2.04	V	41.28	53.98	12.70	AV
16800	51.39	0.84	V	52.23	68.20	15.97	PK
11200	54.64	-2.04	H	52.60	73.98	21.38	PK
11200	43.61	-2.04	H	41.57	53.98	12.41	AV
16800	51.47	0.84	H	52.31	68.20	15.89	PK

Band :	UNII 2C
Operation Mode:	802.11 ac(VHT20)
Transfer MCS Index:	MCS0
Operating Frequency	5720 MHz
Channel No.	144 Ch

Frequency [MHz]	Reading [dBuV]	A.F.+C.L.-A.G+D.F. [dB]	ANT. POL [H/V]	Total [dBuV/m]	Limit [dBuV/m]	Margin [dB]	Measurement Type
11440	52.94	-1.48	V	51.46	73.98	22.52	PK
11440	42.14	-1.48	V	40.66	53.98	13.32	AV
17160	51.88	2.48	V	54.36	68.20	13.84	PK
11440	53.46	-1.48	H	51.98	73.98	22.00	PK
11440	42.38	-1.48	H	40.90	53.98	13.08	AV
17160	52.09	2.48	H	54.57	68.20	13.63	PK

Band : UNII 2C
Operation Mode: 802.11 n(HT40)
Transfer MCS Index: 0
Operating Frequency 5510 MHz
Channel No. 102 Ch

Frequency [MHz]	Reading [dBuV]	A.F.+C.L.-A.G+D.F. [dB]	ANT. POL [H/V]	Total [dBuV/m]	Limit [dBuV/m]	Margin [dB]	Measurement Type
11020	53.11	-1.51	V	51.60	73.98	22.38	PK
11020	43.13	-1.51	V	41.62	53.98	12.36	AV
16530	52.05	-2.25	V	49.80	68.20	18.40	PK
11020	53.48	-1.51	H	51.97	73.98	22.01	PK
11020	43.38	-1.51	H	41.87	53.98	12.11	AV
16530	52.29	-2.25	H	50.04	68.20	18.16	PK

Band : UNII 2C
Operation Mode: 802.11 n(HT40)
Transfer MCS Index: 0
Operating Frequency 5590 MHz
Channel No. 118 Ch

Frequency [MHz]	Reading [dBuV]	A.F.+C.L.-A.G+D.F. [dB]	ANT. POL [H/V]	Total [dBuV/m]	Limit [dBuV/m]	Margin [dB]	Measurement Type
11380	51.59	-1.62	V	49.97	73.98	24.01	PK
11380	43.85	-1.62	V	42.23	53.98	11.75	AV
17070	50.94	1.78	V	52.72	68.20	15.48	PK
11380	53.52	-1.62	H	51.90	73.98	22.08	PK
11380	44.16	-1.62	H	42.54	53.98	11.44	AV
17070	51.67	1.78	H	53.45	68.20	14.75	PK

Band :	UNII 2C
Operation Mode:	802.11 n(HT40)
Transfer MCS Index:	0
Operating Frequency	5710 MHz
Channel No.	142 Ch

Frequency [MHz]	Reading [dBuV]	A.F.+C.L.-A.G+D.F. [dB]	ANT. POL [H/V]	Total [dBuV/m]	Limit [dBuV/m]	Margin [dB]	Measurement Type
11420	52.68	-1.42	V	51.26	73.98	22.72	PK
11420	43.34	-1.42	V	41.92	53.98	12.06	AV
17130	51.11	2.14	V	53.25	68.20	14.95	PK
11420	53.46	-1.42	H	52.04	73.98	21.94	PK
11420	43.71	-1.42	H	42.29	53.98	11.69	AV
17130	51.48	2.14	H	53.62	68.20	14.58	PK

Band : UNII 2C
Operation Mode: 802.11 ac(VHT40)
Transfer MCS Index: 0
Operating Frequency 5510 MHz
Channel No. 102 Ch

Frequency [MHz]	Reading [dBuV]	A.F.+C.L.-A.G+D.F. [dB]	ANT. POL [H/V]	Total [dBuV/m]	Limit [dBuV/m]	Margin [dB]	Measurement Type
11020	52.46	-1.51	V	50.95	73.98	23.03	PK
11020	41.65	-1.51	V	40.14	53.98	13.84	AV
16530	51.85	-2.25	V	49.60	68.20	18.60	PK
11020	53.04	-1.51	H	51.53	73.98	22.45	PK
11020	41.84	-1.51	H	40.33	53.98	13.65	AV
16530	52.09	-2.25	H	49.84	68.20	18.36	PK

Band : UNII 2C
Operation Mode: 802.11 ac(VHT40)
Transfer MCS Index: 0
Operating Frequency 5590 MHz
Channel No. 118 Ch

Frequency [MHz]	Reading [dBuV]	A.F.+C.L.-A.G+D.F. [dB]	ANT. POL [H/V]	Total [dBuV/m]	Limit [dBuV/m]	Margin [dB]	Measurement Type
11180	52.82	-1.62	V	51.20	73.98	22.78	PK
11180	42.12	-1.62	V	40.50	53.98	13.48	AV
16770	50.89	1.78	V	52.67	68.20	15.53	PK
11180	53.66	-1.62	H	52.04	73.98	21.94	PK
11180	42.34	-1.62	H	40.72	53.98	13.26	AV
16770	51.29	1.78	H	53.07	68.20	15.13	PK

Band :	UNII 2C
Operation Mode:	802.11 ac(VHT40)
Transfer MCS Index:	0
Operating Frequency	5710 MHz
Channel No.	142 Ch

Frequency [MHz]	Reading [dBuV]	A.F.+C.L.-A.G+D.F. [dB]	ANT. POL [H/V]	Total [dBuV/m]	Limit [dBuV/m]	Margin [dB]	Measurement Type
11420	52.79	-1.42	V	51.37	73.98	22.61	PK
11420	41.50	-1.42	V	40.08	53.98	13.90	AV
17130	50.35	2.14	V	52.49	68.20	15.71	PK
11420	53.29	-1.42	H	51.87	73.98	22.11	PK
11420	41.91	-1.42	H	40.49	53.98	13.49	AV
17130	50.91	2.14	H	53.05	68.20	15.15	PK

Band : UNII 2C
Operation Mode: 802.11 ac(VHT80)
Transfer MCS Index: 0
Operating Frequency 5530 MHz
Channel No. 106 Ch

Frequency [MHz]	Reading [dBuV]	A.F.+C.L.-A.G+D.F. [dB]	ANT. POL [H/V]	Total [dBuV/m]	Limit [dBuV/m]	Margin [dB]	Measurement Type
11060	52.79	-1.56	V	51.23	73.98	22.75	PK
11060	42.61	-1.56	V	41.05	53.98	12.93	AV
16590	50.84	-2.06	V	48.78	68.20	19.42	PK
11060	53.05	-1.56	H	51.49	73.98	22.49	PK
11060	42.97	-1.56	H	41.41	53.98	12.57	AV
16590	51.24	-2.06	H	49.18	68.20	19.02	PK

Band : UNII 2C
Operation Mode: 802.11 ac(VHT80)
Transfer MCS Index: 0
Operating Frequency 5610 MHz
Channel No. 122 Ch

Frequency [MHz]	Reading [dBuV]	A.F.+C.L.-A.G+D.F. [dB]	ANT. POL [H/V]	Total [dBuV/m]	Limit [dBuV/m]	Margin [dB]	Measurement Type
11220	52.64	-2.33	V	50.31	73.98	23.67	PK
11220	42.16	-2.33	V	39.83	53.98	14.15	AV
16830	50.88	0.65	V	51.53	68.20	16.67	PK
11220	53.03	-2.33	H	50.70	73.98	23.28	PK
11220	42.38	-2.33	H	40.05	53.98	13.93	AV
16830	51.47	0.65	H	52.12	68.20	16.08	PK

Band :	UNII 2C
Operation Mode:	802.11 ac(VHT80)
Transfer MCS Index:	0
Operating Frequency	5690 MHz
Channel No.	138 Ch

Frequency [MHz]	Reading [dBuV]	A.F.+C.L.-A.G+D.F. [dB]	ANT. POL [H/V]	Total [dBuV/m]	Limit [dBuV/m]	Margin [dB]	Measurement Type
11380	51.54	-1.62	V	49.92	73.98	24.06	PK
11380	40.38	-1.62	V	38.76	53.98	15.22	AV
17070	50.76	1.78	V	52.54	68.20	15.66	PK
11380	52.07	-1.62	H	50.45	73.98	23.53	PK
11380	40.68	-1.62	H	39.06	53.98	14.92	AV
17070	51.24	1.78	H	53.02	68.20	15.18	PK

Band : UNII 3
Operation Mode: 802.11 a
Transfer Rate: 6 Mbps
Operating Frequency 5745MHz
Channel No. 149 Ch

Frequency [MHz]	Reading [dBuV]	A.F.+C.L.-A.G+D.F. [dB]	ANT. POL [H/V]	Total [dBuV/m]	Limit [dBuV/m]	Margin [dB]	Measurement Type
11490	52.87	-1.77	V	51.10	73.98	22.88	PK
11490	42.92	-1.77	V	41.15	53.98	12.83	AV
17235	51.31	2.87	V	54.18	68.20	14.02	PK
11490	53.99	-1.77	H	52.22	73.98	21.76	PK
11490	43.35	-1.77	H	41.58	53.98	12.40	AV
17235	51.70	2.87	H	54.57	68.20	13.63	PK

Band : UNII 3
Operation Mode: 802.11 a
Transfer Rate: 6 Mbps
Operating Frequency 5785 MHz
Channel No. 157 Ch

Frequency [MHz]	Reading [dBuV]	A.F.+C.L.-A.G+D.F. [dB]	ANT. POL [H/V]	Total [dBuV/m]	Limit [dBuV/m]	Margin [dB]	Measurement Type
11570	52.49	-1.83	V	50.66	73.98	23.32	PK
11570	41.88	-1.83	V	40.05	53.98	13.93	AV
17355	50.34	3.26	V	53.60	68.20	14.61	PK
11570	52.96	-1.83	H	51.13	73.98	22.85	PK
11570	42.13	-1.83	H	40.30	53.98	13.68	AV
17355	50.51	3.26	H	53.77	68.20	14.44	PK

Band :	UNII 3
Operation Mode:	802.11 a
Transfer Rate:	6 Mbps
Operating Frequency	5825 MHz
Channel No.	165 Ch

Frequency [MHz]	Reading [dBuV]	A.F.+C.L.-A.G+D.F. [dB]	ANT. POL [H/V]	Total [dBuV/m]	Limit [dBuV/m]	Margin [dB]	Measurement Type
11650	52.81	-2.26	V	50.55	73.98	23.43	PK
11650	42.74	-2.26	V	40.48	53.98	13.50	AV
17475	50.61	4.47	V	55.08	68.20	13.13	PK
11650	53.64	-2.26	H	51.38	73.98	22.60	PK
11650	42.81	-2.26	H	40.55	53.98	13.43	AV
17475	50.97	4.47	H	55.44	68.20	12.77	PK

Band : UNII 3
Operation Mode: 802.11 n(HT20)
Transfer MCS Index: MCS0
Operating Frequency 5745MHz
Channel No. 149 Ch

Frequency [MHz]	Reading [dBuV]	A.F.+C.L.-A.G+D.F. [dB]	ANT. POL [H/V]	Total [dBuV/m]	Limit [dBuV/m]	Margin [dB]	Measurement Type
11490	53.99	-1.77	V	52.22	73.98	21.76	PK
11490	42.73	-1.77	V	40.96	53.98	13.02	AV
17235	51.25	2.87	V	54.12	68.20	14.08	PK
11490	54.28	-1.77	H	52.51	73.98	21.47	PK
11490	43.20	-1.77	H	41.43	53.98	12.55	AV
17235	51.85	2.87	H	54.72	68.20	13.48	PK

Band : UNII 3
Operation Mode: 802.11 n(HT20)
Transfer MCS Index: MCS0
Operating Frequency 5785 MHz
Channel No. 157 Ch

Frequency [MHz]	Reading [dBuV]	A.F.+C.L.-A.G+D.F. [dB]	ANT. POL [H/V]	Total [dBuV/m]	Limit [dBuV/m]	Margin [dB]	Measurement Type
11570	52.76	-1.83	V	50.93	73.98	23.05	PK
11570	42.99	-1.83	V	41.16	53.98	12.82	AV
17355	50.25	3.26	V	53.51	68.20	14.70	PK
11570	53.05	-1.83	H	51.22	73.98	22.76	PK
11570	42.16	-1.83	H	40.33	53.98	13.65	AV
17355	50.74	3.26	H	54.00	68.20	14.21	PK

Band :	UNII 3
Operation Mode:	802.11 n(HT20)
Transfer MCS Index:	MCS0
Operating Frequency	5825 MHz
Channel No.	165 Ch

Frequency [MHz]	Reading [dBuV]	A.F.+C.L.-A.G+D.F. [dB]	ANT. POL [H/V]	Total [dBuV/m]	Limit [dBuV/m]	Margin [dB]	Measurement Type
11650	52.78	-2.26	V	50.52	73.98	23.46	PK
11650	42.35	-2.26	V	40.09	53.98	13.89	AV
17475	50.35	4.47	V	54.82	68.20	13.39	PK
11650	53.16	-2.26	H	50.90	73.98	23.08	PK
11650	42.65	-2.26	H	40.39	53.98	13.59	AV
17475	50.54	4.47	H	55.01	68.20	13.20	PK

Band : UNII 3
Operation Mode: 802.11 ac(VHT20)
Transfer MCS Index: MCS0
Operating Frequency 5745MHz
Channel No. 149 Ch

Frequency [MHz]	Reading [dBuV]	A.F.+C.L.-A.G+D.F. [dB]	ANT. POL [H/V]	Total [dBuV/m]	Limit [dBuV/m]	Margin [dB]	Measurement Type
11490	53.89	-1.77	V	52.12	73.98	21.86	PK
11490	42.35	-1.77	V	40.58	53.98	13.40	AV
17235	51.34	2.87	V	54.21	68.20	13.99	PK
11490	54.19	-1.77	H	52.42	73.98	21.56	PK
11490	42.66	-1.77	H	40.89	53.98	13.09	AV
17235	51.59	2.87	H	54.46	68.20	13.74	PK

Band : UNII 3
Operation Mode: 802.11 ac(VHT20)
Transfer MCS Index: MCS0
Operating Frequency 5785 MHz
Channel No. 157 Ch

Frequency [MHz]	Reading [dBuV]	A.F.+C.L.-A.G+D.F. [dB]	ANT. POL [H/V]	Total [dBuV/m]	Limit [dBuV/m]	Margin [dB]	Measurement Type
11570	52.75	-1.83	V	50.92	73.98	23.06	PK
11570	41.25	-1.83	V	39.42	53.98	14.56	AV
17355	50.25	3.26	V	53.51	68.20	14.70	PK
11570	52.97	-1.83	H	51.14	73.98	22.84	PK
11570	41.47	-1.83	H	39.64	53.98	14.34	AV
17355	50.50	3.26	H	53.76	68.20	14.45	PK

Band :	UNII 3
Operation Mode:	802.11 ac(VHT20)
Transfer MCS Index:	MCS0
Operating Frequency	5825 MHz
Channel No.	165 Ch

Frequency [MHz]	Reading [dBuV]	A.F.+C.L.-A.G+D.F. [dB]	ANT. POL [H/V]	Total [dBuV/m]	Limit [dBuV/m]	Margin [dB]	Measurement Type
11650	52.76	-2.26	V	50.50	73.98	23.48	PK
11650	42.21	-2.26	V	39.95	53.98	14.03	AV
17475	50.79	4.47	V	55.26	68.20	12.95	PK
11650	52.89	-2.26	H	50.63	73.98	23.35	PK
11650	42.31	-2.26	H	40.05	53.98	13.93	AV
17475	51.16	4.47	H	55.63	68.20	12.58	PK

Band : UNII 3
Operation Mode: 802.11 n(HT40)
Transfer MCS Index: 0
Operating Frequency 5755 MHz
Channel No. 151 Ch

Frequency [MHz]	Reading [dBuV]	A.F.+C.L.-A.G+D.F. [dB]	ANT. POL [H/V]	Total [dBuV/m]	Limit [dBuV/m]	Margin [dB]	Measurement Type
11510	53.25	-1.53	V	51.72	73.98	22.26	PK
11510	43.14	-1.53	V	41.61	53.98	12.37	AV
17265	50.75	2.80	V	53.55	68.20	14.66	PK
11510	53.79	-1.53	H	52.26	73.98	21.72	PK
11510	43.38	-1.53	H	41.85	53.98	12.13	AV
17265	51.28	2.80	H	54.08	68.20	14.13	PK

Band : UNII 3
Operation Mode: 802.11 n(HT40)
Transfer MCS Index: 0
Operating Frequency 5795 MHz
Channel No. 159 Ch

Frequency [MHz]	Reading [dBuV]	A.F.+C.L.-A.G+D.F. [dB]	ANT. POL [H/V]	Total [dBuV/m]	Limit [dBuV/m]	Margin [dB]	Measurement Type
11590	52.88	-1.80	V	51.08	73.98	22.90	PK
11590	41.92	-1.80	V	40.12	53.98	13.86	AV
17385	50.57	3.52	V	54.09	68.20	14.11	PK
11590	53.27	-1.80	H	51.47	73.98	22.51	PK
11590	42.18	-1.80	H	40.38	53.98	13.60	AV
17385	50.89	3.52	H	54.41	68.20	13.79	PK

Band : UNII 3
Operation Mode: 802.11 ac(VHT40)
Transfer MCS Index: 0
Operating Frequency 5755 MHz
Channel No. 151 Ch

Frequency [MHz]	Reading [dBuV]	A.F.+C.L.-A.G+D.F. [dB]	ANT. POL [H/V]	Total [dBuV/m]	Limit [dBuV/m]	Margin [dB]	Measurement Type
11510	51.93	-1.53	V	50.40	73.98	23.58	PK
11510	41.59	-1.53	V	40.06	53.98	13.92	AV
17265	50.86	2.80	V	53.66	68.20	14.55	PK
11510	52.63	-1.53	H	51.10	73.98	22.88	PK
11510	41.80	-1.53	H	40.27	53.98	13.71	AV
17265	51.55	2.80	H	54.35	68.20	13.86	PK

Band : UNII 3
Operation Mode: 802.11 ac(VHT40)
Transfer MCS Index: 0
Operating Frequency 5795 MHz
Channel No. 159 Ch

Frequency [MHz]	Reading [dBuV]	A.F.+C.L.-A.G+D.F. [dB]	ANT. POL [H/V]	Total [dBuV/m]	Limit [dBuV/m]	Margin [dB]	Measurement Type
11590	51.62	-1.80	V	49.82	73.98	24.16	PK
11590	41.51	-1.80	V	39.71	53.98	14.27	AV
17385	50.35	3.52	V	53.87	68.20	14.33	PK
11590	52.77	-1.80	H	50.97	73.98	23.01	PK
11590	41.89	-1.80	H	40.09	53.98	13.89	AV
17385	50.74	3.52	H	54.26	68.20	13.94	PK

Band :	UNII 3
Operation Mode:	802.11 ac(VHT80)
Transfer MCS Index:	0
Operating Frequency	5775 MHz
Channel No.	155 Ch

Frequency [MHz]	Reading [dBuV]	A.F.+C.L.-A.G+D.F. [dB]	ANT. POL [H/V]	Total [dBuV/m]	Limit [dBuV/m]	Margin [dB]	Measurement Type
11550	51.98	-1.20	V	50.78	73.98	23.20	PK
11550	41.75	-1.20	V	40.55	53.98	13.43	AV
17325	50.67	3.52	V	54.19	68.20	14.02	PK
11550	52.57	-1.20	H	51.37	73.98	22.61	PK
11550	41.89	-1.20	H	40.69	53.98	13.29	AV
17325	50.96	3.52	H	54.48	68.20	13.73	PK

▣ Test Plots

Average Reading (802.11a, Ch.120 2nd Harmonic, Y-H)

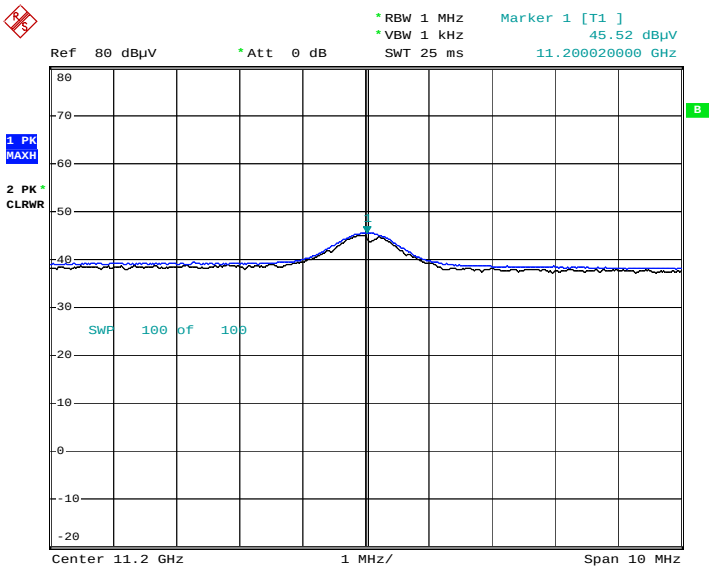

Date: 14.FEB.2019 11:20:02

Peak Reading (802.11a, Ch.120 2d Harmonic, Y-H)

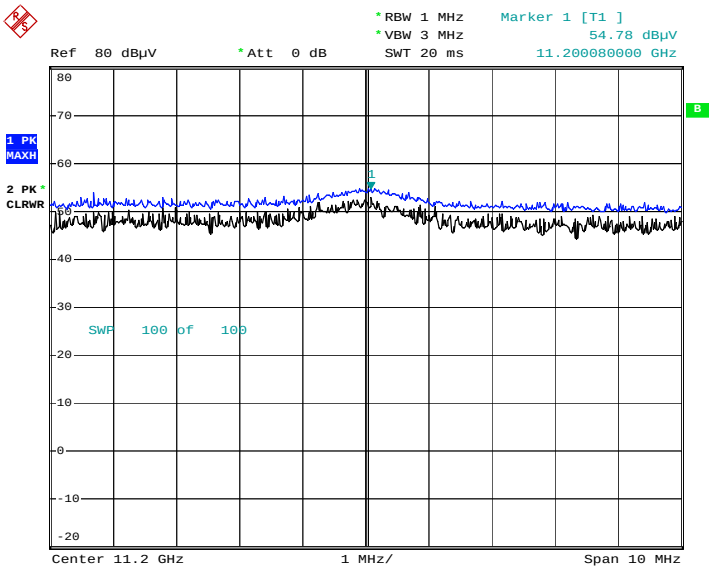

Date: 14.FEB.2019 11:20:54

Average Reading (802.11n_HT20, Ch.120 2nd Harmonic, Y-H)

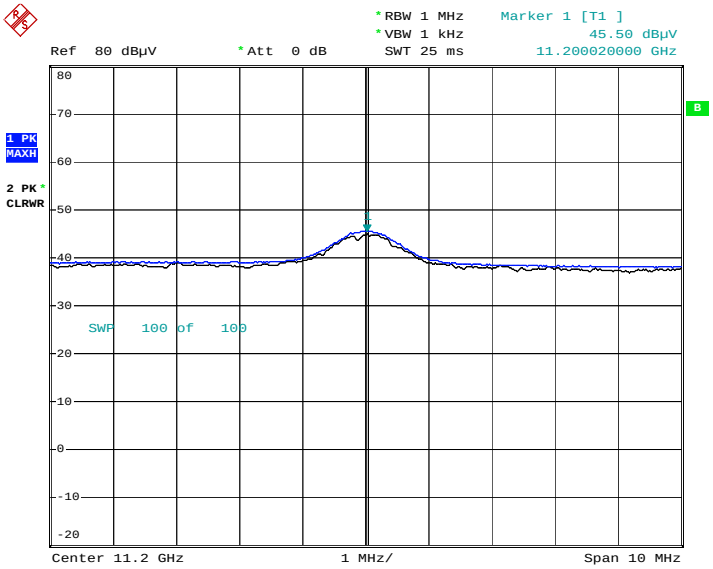

Date: 14.FEB.2019 11:23:43

Peak Reading (802.11n_HT20, Ch.120 2nd Harmonic, Y-H)

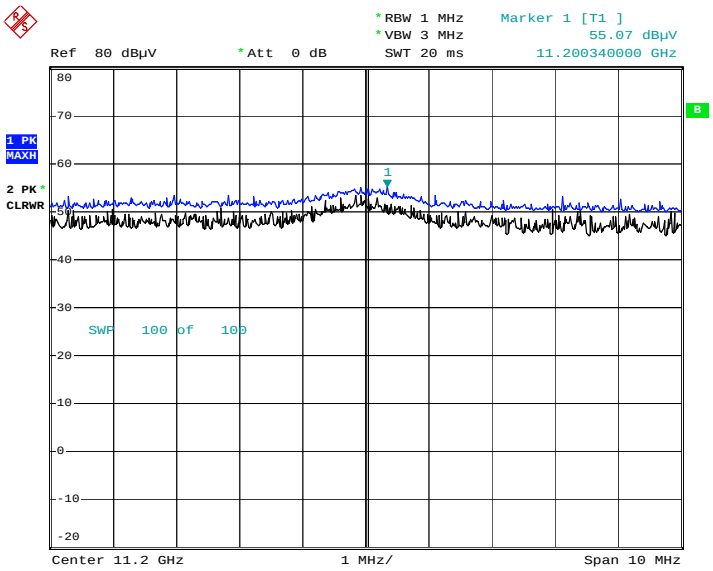

Date: 14.FEB.2019 11:22:49

Average Reading (802.11ac_VHT20, Ch.120 2nd Harmonic, Y-H)

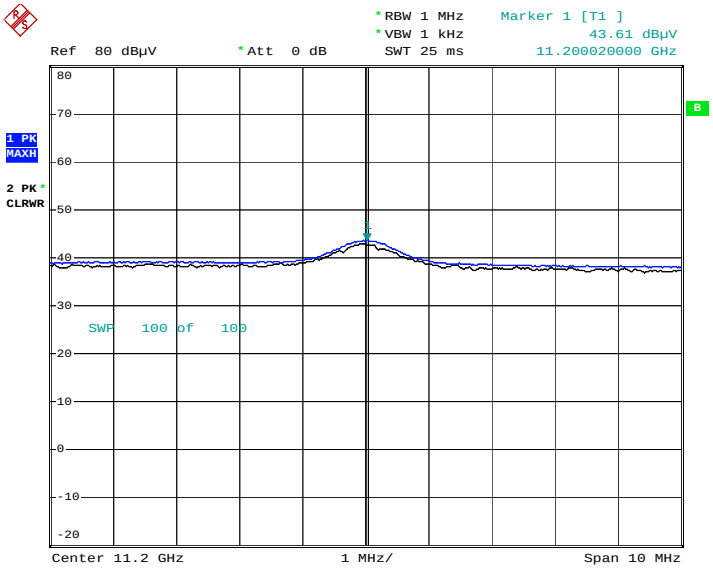

Date: 14.FEB.2019 11:26:15

Peak Reading (802.11ac_VHT20, Ch.120 2nd Harmonic, Y-H)

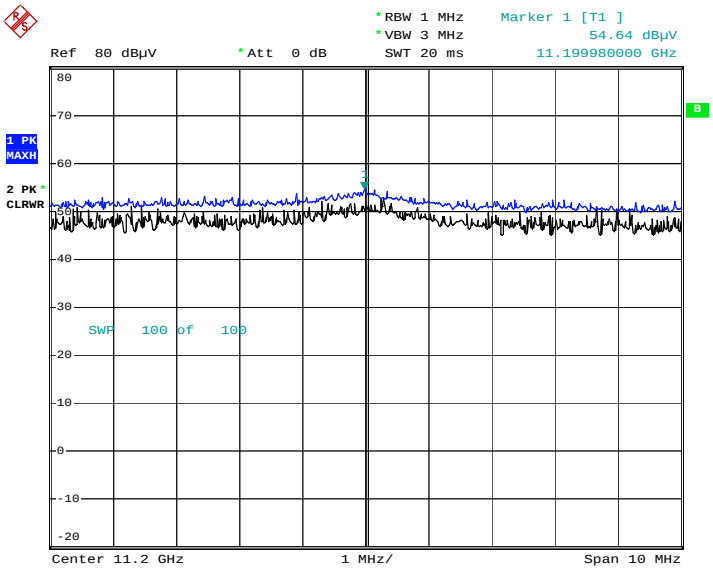

Date: 14.FEB.2019 11:26:53

Average Reading (802.11n_HT40, Ch.118 2nd Harmonic, Y-H)

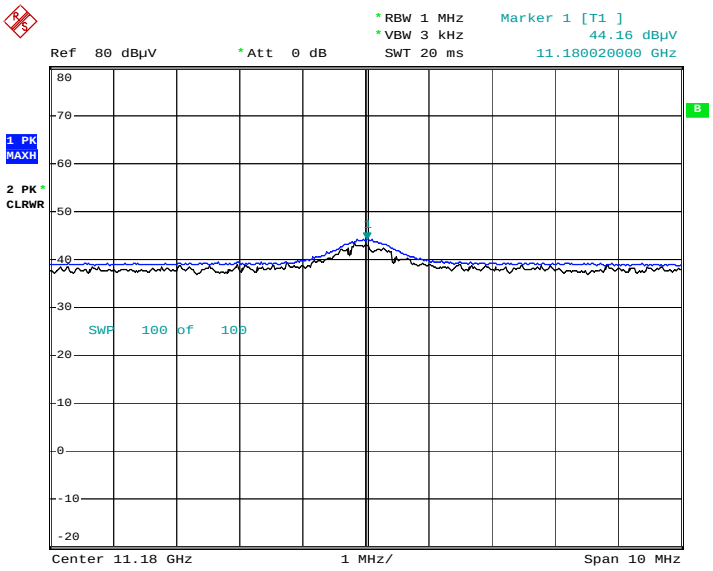

Date: 14.FEB.2019 11:28:39

Peak Reading (802.11n_HT40, Ch.118 2nd Harmonic, Y-H)

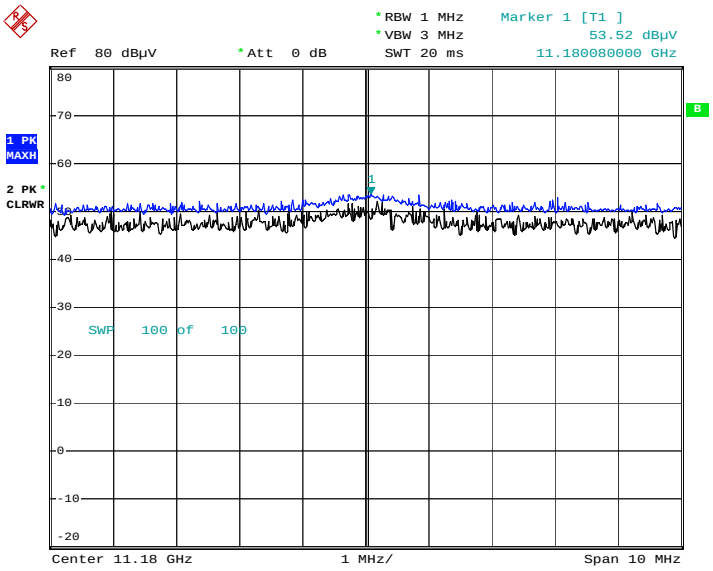

Date: 14.FEB.2019 11:29:27

Average Reading (802.11ac_VHT40, Ch.118 2nd Harmonic, Y-H)

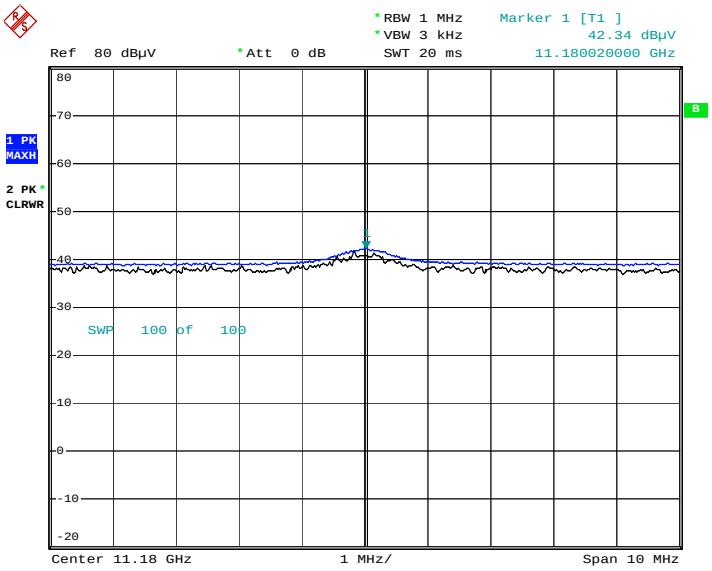

Date: 14.FEB.2019 13:03:13

Peak Reading (802.11ac_VHT40, Ch.118 2nd Harmonic, Y-H)

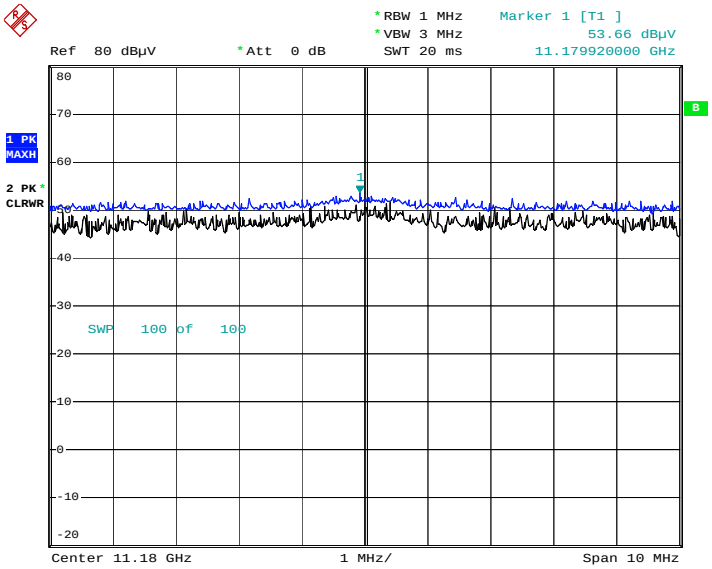

Date: 14.FEB.2019 13:03:43

Average Reading (802.11ac_VHT80, Ch.106 2nd Harmonic, Y-H)

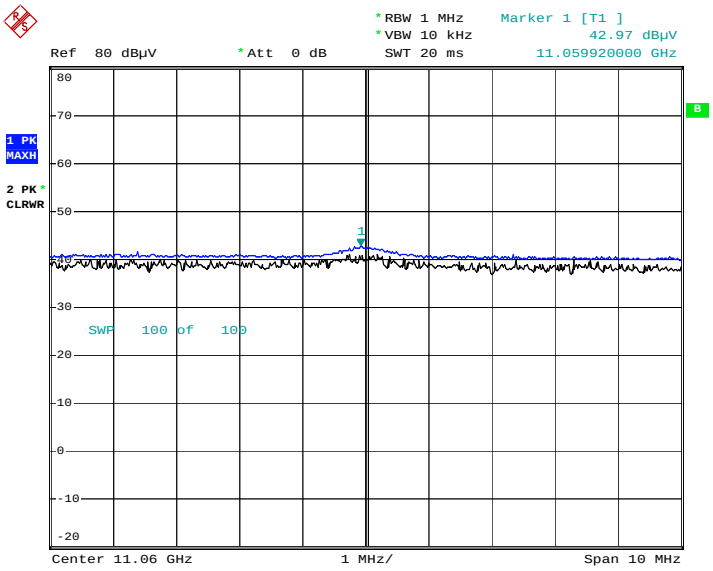

Date: 14.FEB.2019 13:11:26

Peak Reading (802.11ac_VHT80, Ch.106 2nd Harmonic, Y-H)

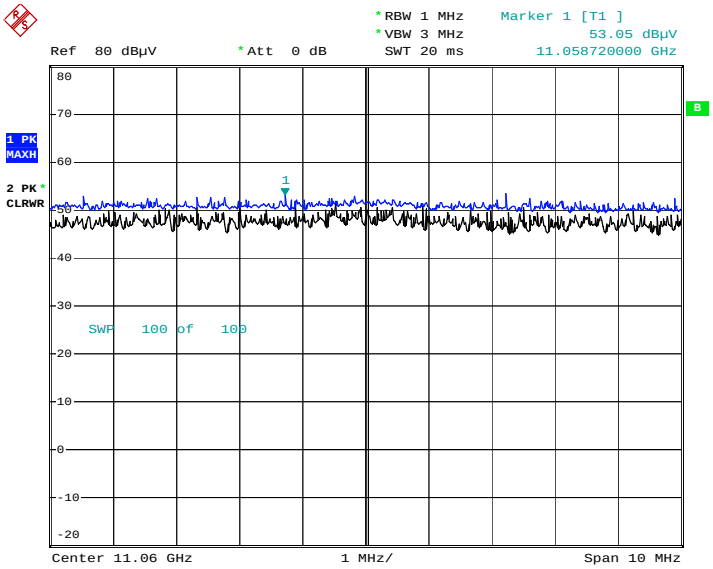

Date: 14.FEB.2019 13:11:52

Average Reading (802.11ac_VHT80, Ch.122 2nd Harmonic, Y-H)

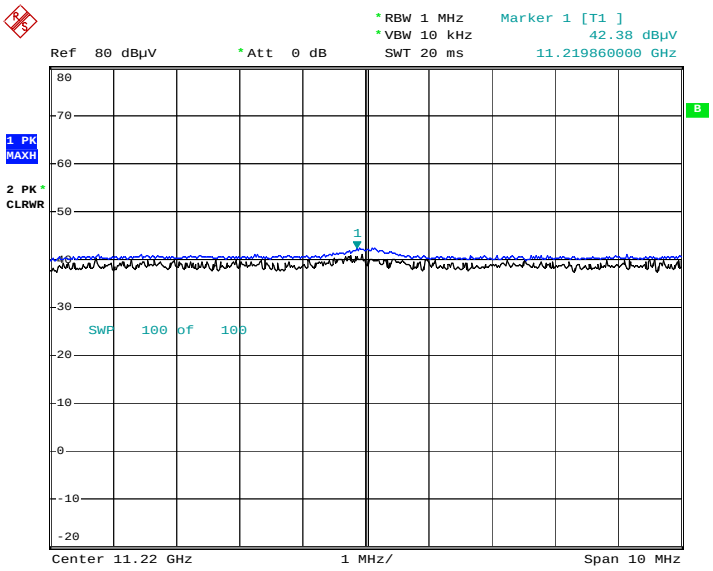

Date: 14.FEB.2019 13:04:54

Peak Reading (802.11ac_VHT80, Ch.122 2nd Harmonic, Y-H)

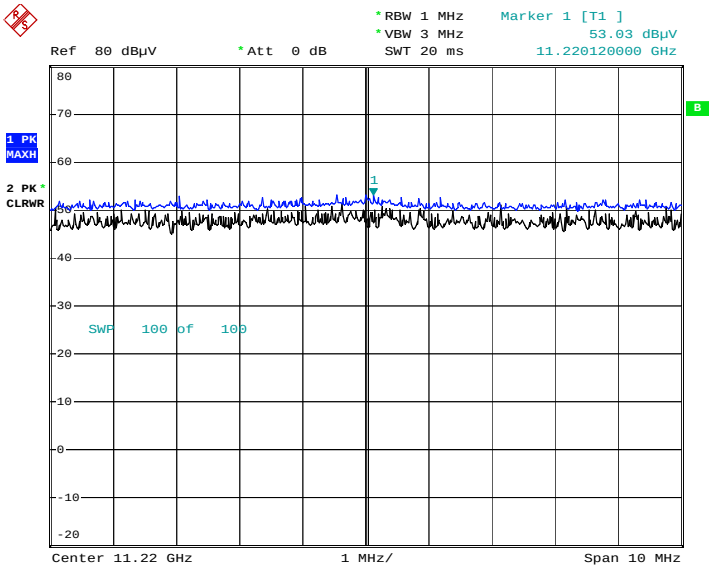

Date: 14.FEB.2019 13:05:26

Note : Only the worst case plots for Radiated Spurious Emissions.

10.9 RADIATED RESTRICTED BAND EDGE

Band :	UNII 1
Operation Mode:	802.11 a
Transfer Rate:	6 Mbps
Operating Frequency	5180 MHz
Channel No.	36 Ch

Frequency [MHz]	Reading dBuV	AN.+CL+AMP+ATT. +D.F. [dB]	ANT. POL [H/V]	Total [dBuV/m]	Limit [dBuV/m]	Margin [dB]	Measurement Type
4940	53.61	3.38	H	56.99	73.98	16.99	PK
4940	43.61	3.38	H	46.99	53.98	6.99	AV
4940	52.37	3.38	V	55.75	73.98	18.23	PK
4940	41.81	3.38	V	45.19	53.98	8.79	AV

Band :	UNII 1
Operation Mode:	802.11 a
Transfer Rate:	6 Mbps
Operating Frequency	5180 MHz
Channel No.	36 Ch (IMD)

Frequency [MHz]	Reading dBuV	AN.+CL+AMP+ATT. +D.F. [dB]	ANT. POL [H/V]	Total [dBuV/m]	Limit [dBuV/m]	Margin [dB]	Measurement Type
5420	53.10	4.81	V	57.91	73.98	16.07	PK
5420	41.75	4.81	V	46.56	53.98	7.42	AV

Band :	UNII 1
Operation Mode:	802.11 n_HT20
Transfer MCS Index:	0
Operating Frequency	5180 MHz
Channel No.	36 Ch

Frequency [MHz]	Reading dBuV	AN.+CL+AMP+ATT. +D.F. [dB]	ANT. POL [H/V]	Total [dBuV/m]	Limit [dBuV/m]	Margin [dB]	Measurement Type
4940	53.67	3.38	H	57.05	73.98	16.93	PK
4940	43.17	3.38	H	46.55	53.98	7.43	AV
4940	53.05	3.38	V	56.43	73.98	17.55	PK
4940	42.78	3.38	V	46.16	53.98	7.82	AV

Band :	UNII 1
Operation Mode:	802.11 n_HT20
Transfer MCS Index:	0
Operating Frequency	5180 MHz
Channel No.	36 Ch (IMD)

Frequency [MHz]	Reading dBuV	AN.+CL+AMP+ATT. +D.F. [dB]	ANT. POL [H/V]	Total [dBuV/m]	Limit [dBuV/m]	Margin [dB]	Measurement Type
5420	51.86	4.81	V	56.67	73.98	17.31	PK
5420	41.80	4.81	V	46.61	53.98	7.37	AV

Band :	UNII 1
Operation Mode:	802.11 ac_VHT20
Transfer MCS Index:	0
Operating Frequency	5180 MHz
Channel No.	36 Ch

Frequency [MHz]	Reading dBuV	AN.+CL+AMP+ATT. +D.F. [dB]	ANT. POL [H/V]	Total [dBuV/m]	Limit [dBuV/m]	Margin [dB]	Measurement Type
4940	52.20	3.38	H	55.58	73.98	18.40	PK
4940	41.63	3.38	H	45.01	53.98	8.97	AV
4940	51.89	3.38	V	55.27	73.98	18.71	PK
4940	41.31	3.38	V	44.69	53.98	9.29	AV

Band :	UNII 1
Operation Mode:	802.11 ac_VHT20
Transfer MCS Index:	0
Operating Frequency	5180 MHz
Channel No.	36 Ch (IMD)

Frequency [MHz]	Reading dBuV	AN.+CL+AMP+ATT. +D.F. [dB]	ANT. POL [H/V]	Total [dBuV/m]	Limit [dBuV/m]	Margin [dB]	Measurement Type
5420	50.61	4.81	V	55.42	73.98	18.56	PK
5420	40.57	4.81	V	45.38	53.98	8.60	AV

Band :	UNII 1
Operation Mode:	802.11 n_HT40
Transfer MCS Index:	0
Operating Frequency	5190 MHz
Channel No.	38 Ch

Frequency [MHz]	Reading dBuV	AN.+CL+AMP+ATT. +D.F. [dB]	ANT. POL [H/V]	Total [dBuV/m]	Limit [dBuV/m]	Margin [dB]	Measurement Type
4940	58.21	3.38	H	61.59	73.98	12.39	PK
4940	47.91	3.38	H	51.29	53.98	2.69	AV
4940	58.01	3.38	V	61.39	73.98	12.59	PK
4940	47.55	3.38	V	50.93	53.98	3.05	AV

Band :	UNII 1
Operation Mode:	802.11 n_HT40
Transfer MCS Index:	0
Operating Frequency	5190 MHz
Channel No.	38 Ch (IMD)

Frequency [MHz]	Reading dBuV	AN.+CL+AMP+ATT. +D.F. [dB]	ANT. POL [H/V]	Total [dBuV/m]	Limit [dBuV/m]	Margin [dB]	Measurement Type
5420	56.94	4.81	V	61.75	73.98	12.23	PK
5420	46.60	4.81	V	51.41	53.98	2.57	AV

Band :	UNII 1
Operation Mode:	802.11 ac_VHT40
Transfer MCS Index:	0
Operating Frequency	5190 MHz
Channel No.	38 Ch

Frequency [MHz]	Reading dBuV	AN.+CL+AMP+ATT. +D.F. [dB]	ANT. POL [H/V]	Total [dBuV/m]	Limit [dBuV/m]	Margin [dB]	Measurement Type
4940	55.83	3.38	H	59.21	73.98	14.77	PK
4940	46.58	3.38	H	49.96	53.98	4.02	AV
4940	55.28	3.38	V	58.66	73.98	15.32	PK
4940	46.29	3.38	V	49.67	53.98	4.31	AV

Band :	UNII 1
Operation Mode:	802.11 ac_VHT40
Transfer MCS Index:	0
Operating Frequency	5190 MHz
Channel No.	38 Ch (IMD)

Frequency [MHz]	Reading dBuV	AN.+CL+AMP+ATT. +D.F. [dB]	ANT. POL [H/V]	Total [dBuV/m]	Limit [dBuV/m]	Margin [dB]	Measurement Type
5420	54.71	4.81	V	59.52	73.98	14.46	PK
5420	44.87	4.81	V	49.68	53.98	4.30	AV

Band :	UNII 1
Operation Mode:	802.11 ac_VHT80
Transfer MCS Index:	0
Operating Frequency	5210 MHz
Channel No.	42 Ch

Frequency [MHz]	Reading dBuV	AN.+CL+AMP+ATT. +D.F. [dB]	ANT. POL [H/V]	Total [dBuV/m]	Limit [dBuV/m]	Margin [dB]	Measurement Type
5150	49.12	3.49	H	52.61	73.98	21.37	PK
5150	37.85	3.49	H	41.34	53.98	12.64	AV
5150	49.36	3.49	V	52.85	73.98	21.13	PK
5150	38.06	3.49	V	41.55	53.98	12.43	AV

Band :	UNII 2A
Operation Mode:	802.11 a
Transfer Rate:	6 Mbps
Operating Frequency	5320 MHz
Channel No.	64 Ch

Frequency [MHz]	Reading dBuV	AN.+CL+AMP+ATT. +D.F. [dB]	ANT. POL [H/V]	Total [dBuV/m]	Limit [dBuV/m]	Margin [dB]	Measurement Type
5350	50.55	3.92	H	54.47	73.98	19.51	PK
5350	36.61	3.92	H	40.53	53.98	13.45	AV
5350	50.78	3.92	V	54.70	73.98	19.28	PK
5350	37.20	3.92	V	41.12	53.98	12.86	AV

Band :	UNII 2A
Operation Mode:	802.11 a
Transfer Rate:	6 Mbps
Operating Frequency	5320 MHz
Channel No.	64 Ch (IMD)

Frequency [MHz]	Reading dBuV	AN.+CL+AMP+ATT. +D.F. [dB]	ANT. POL [H/V]	Total [dBuV/m]	Limit [dBuV/m]	Margin [dB]	Measurement Type
5560	53.09	5.03	H	58.12	68.20	10.08	PK
5080	51.55	3.39	V	54.94	73.98	19.04	PK
5080	40.69	3.39	V	44.08	53.98	9.90	AV

Band :	UNII 2A
Operation Mode:	802.11 n_HT20
Transfer MCS Index:	0
Operating Frequency	5320 MHz
Channel No.	64 Ch

Frequency [MHz]	Reading dBuV	AN.+CL+AMP+ATT. +D.F. [dB]	ANT. POL [H/V]	Total [dBuV/m]	Limit [dBuV/m]	Margin [dB]	Measurement Type
5350	50.52	3.92	H	54.44	73.98	19.54	PK
5350	36.88	3.92	H	40.8	53.98	13.18	AV
5350	51.07	3.92	V	54.99	73.98	18.99	PK
5350	37.15	3.92	V	41.07	53.98	12.91	AV

Band :	UNII 2A
Operation Mode:	802.11 n_HT20
Transfer MCS Index:	0
Operating Frequency	5320 MHz
Channel No.	64 Ch (IMD)

Frequency [MHz]	Reading dBuV	AN.+CL+AMP+ATT. +D.F. [dB]	ANT. POL [H/V]	Total [dBuV/m]	Limit [dBuV/m]	Margin [dB]	Measurement Type
5560	53.07	5.03	H	58.1	68.20	10.10	PK
5080	50.93	3.39	V	54.32	73.98	19.66	PK
5080	39.93	3.39	V	43.32	53.98	10.66	AV

Band :	UNII 2A
Operation Mode:	802.11 ac_VHT20
Transfer MCS Index:	0
Operating Frequency	5320 MHz
Channel No.	64 Ch

Frequency [MHz]	Reading dBuV	AN.+CL+AMP+ATT. +D.F. [dB]	ANT. POL [H/V]	Total [dBuV/m]	Limit [dBuV/m]	Margin [dB]	Measurement Type
5350	50.32	3.92	H	54.24	73.98	19.74	PK
5350	36.42	3.92	H	40.34	53.98	13.64	AV
5350	50.49	3.92	V	54.41	73.98	19.57	PK
5350	36.56	3.92	V	40.48	53.98	13.50	AV

Band :	UNII 2A
Operation Mode:	802.11 ac_VHT20
Transfer MCS Index:	0
Operating Frequency	5320 MHz
Channel No.	64 Ch (IMD)

Frequency [MHz]	Reading dBuV	AN.+CL+AMP+ATT. +D.F. [dB]	ANT. POL [H/V]	Total [dBuV/m]	Limit [dBuV/m]	Margin [dB]	Measurement Type
5560	52.55	5.03	H	57.58	68.20	10.62	PK
5080	49.83	3.39	V	53.22	73.98	20.76	PK
5080	38.85	3.39	V	42.24	53.98	11.74	AV

Band : UNII 2A
Operation Mode: 802.11 n_HT40
Transfer MCS Index: 0
Operating Frequency 5310 MHz
Channel No. 62 Ch

Frequency [MHz]	Reading dBuV	AN.+CL+AMP+ATT. +D.F. [dB]	ANT. POL [H/V]	Total [dBuV/m]	Limit [dBuV/m]	Margin [dB]	Measurement Type
5350	49.99	3.92	H	53.91	73.98	20.07	PK
5350	38.20	3.92	H	42.12	53.98	11.86	AV
5350	50.65	3.92	V	54.57	73.98	19.41	PK
5350	38.38	3.92	V	42.3	53.98	11.68	AV

Band : UNII 2A
Operation Mode: 802.11 n_HT40
Transfer MCS Index: 0
Operating Frequency 5310 MHz
Channel No. 62 Ch (IMD)

Frequency [MHz]	Reading dBuV	AN.+CL+AMP+ATT. +D.F. [dB]	ANT. POL [H/V]	Total [dBuV/m]	Limit [dBuV/m]	Margin [dB]	Measurement Type
5540	57.22	4.85	H	62.07	68.20	6.13	PK
5080	55.71	3.39	V	59.1	73.98	14.88	PK
5080	45.93	3.39	V	49.32	53.98	4.66	AV

Band :	UNII 2A
Operation Mode:	802.11 ac_VHT40
Transfer MCS Index:	0
Operating Frequency	5310 MHz
Channel No.	62 Ch

Frequency [MHz]	Reading dBuV	AN.+CL+AMP+ATT. +D.F. [dB]	ANT. POL [H/V]	Total [dBuV/m]	Limit [dBuV/m]	Margin [dB]	Measurement Type
5350	49.12	3.92	H	53.04	73.98	20.94	PK
5350	36.74	3.92	H	40.66	53.98	13.32	AV
5350	49.45	3.92	V	53.37	73.98	20.61	PK
5350	36.85	3.92	V	40.77	53.98	13.21	AV

Band :	UNII 2A
Operation Mode:	802.11 ac_VHT40
Transfer MCS Index:	0
Operating Frequency	5310 MHz
Channel No.	62 Ch (IMD)

Frequency [MHz]	Reading dBuV	AN.+CL+AMP+ATT. +D.F. [dB]	ANT. POL [H/V]	Total [dBuV/m]	Limit [dBuV/m]	Margin [dB]	Measurement Type
5540	53.99	4.85	H	58.84	68.20	9.36	PK
5080	53.20	3.39	V	56.59	73.98	17.39	PK
5080	43.45	3.39	V	46.84	53.98	7.14	AV

Band :	UNII 2A
Operation Mode:	802.11 ac_VHT80
Transfer MCS Index:	0
Operating Frequency	5290 MHz
Channel No.	58 Ch

Frequency [MHz]	Reading dBuV	AN.+CL+AMP+ATT. +D.F. [dB]	ANT. POL [H/V]	Total [dBuV/m]	Limit [dBuV/m]	Margin [dB]	Measurement Type
5350	49.25	3.92	H	53.17	73.98	20.81	PK
5350	38.42	3.92	H	42.34	53.98	11.64	AV
5350	49.30	3.92	V	53.22	73.98	20.76	PK
5350	38.58	3.92	V	42.5	53.98	11.48	AV

Band :	UNII 2C
Operation Mode:	802.11 a
Transfer Rate:	6 Mbps
Operating Frequency	5500 MHz
Channel No.	100 Ch

Frequency [MHz]	Reading DBuV	AN.+CL+AMP+ATT. +D.F. [dB]	ANT. POL [H/V]	Total [dBuV/m]	Limit [dBuV/m]	Margin [dB]	Measurement Type
5460	50.43	5.00	H	55.43	73.98	18.55	PK
5460	36.04	5.00	H	41.04	53.98	12.94	AV
5470	52.85	4.96	H	57.81	68.20	10.39	PK
5460	49.25	5.00	V	54.25	73.98	19.73	PK
5460	35.67	5.00	V	40.67	53.98	13.31	AV
5470	52.69	4.96	V	57.65	68.20	10.55	PK

Band :	UNII 2C
Operation Mode:	802.11 a
Transfer Rate:	6 Mbps
Operating Frequency	5500 MHz
Channel No.	100 Ch (IMD)

Frequency [MHz]	Reading DBuV	AN.+CL+AMP+ATT. +D.F. [dB]	ANT. POL [H/V]	Total [dBuV/m]	Limit [dBuV/m]	Margin [dB]	Measurement Type
5260	51.93	3.92	V	55.85	68.20	12.35	PK
5740	51.77	6.01	H	57.78	68.20	10.42	PK

Band :	UNII 2C
Operation Mode:	802.11 n_HT20
Transfer MCS Index:	0
Operating Frequency	5500 MHz
Channel No.	100 Ch

Frequency [MHz]	Reading DBuV	AN.+CL+AMP+ATT. +D.F. [dB]	ANT. POL [H/V]	Total [dBuV/m]	Limit [dBuV/m]	Margin [dB]	Measurement Type
5460	50.38	5.00	H	55.38	73.98	18.60	PK
5460	36.13	5.00	H	41.13	53.98	12.85	AV
5470	53.17	4.96	H	58.13	68.20	10.07	PK
5460	50.11	5.00	V	55.11	73.98	18.87	PK
5460	36.02	5.00	V	41.02	53.98	12.96	AV
5470	52.79	4.96	V	57.75	68.20	10.45	PK

Band :	UNII 2C
Operation Mode:	802.11 n_HT20
Transfer MCS Index:	0
Operating Frequency	5500 MHz
Channel No.	100 Ch(IMD)

Frequency [MHz]	Reading DBuV	AN.+CL+AMP+ATT. +D.F. [dB]	ANT. POL [H/V]	Total [dBuV/m]	Limit [dBuV/m]	Margin [dB]	Measurement Type
5260	50.69	3.92	V	54.61	68.20	13.59	PK
5740	51.25	6.01	H	57.26	68.20	10.94	PK

Band :	UNII 2C
Operation Mode:	802.11 ac_VHT20
Transfer MCS Index:	0
Operating Frequency	5500 MHz
Channel No.	100 Ch

Frequency [MHz]	Reading DBuV	AN.+CL+AMP+ATT. +D.F. [dB]	ANT. POL [H/V]	Total [dBuV/m]	Limit [dBuV/m]	Margin [dB]	Measurement Type
5460	48.80	5.00	H	53.80	73.98	20.18	PK
5460	35.69	5.00	H	40.69	53.98	13.29	AV
5470	51.59	4.96	H	56.55	68.20	11.65	PK
5460	48.54	5.00	V	53.54	73.98	20.44	PK
5460	35.60	5.00	V	40.6	53.98	13.38	AV
5470	51.25	4.96	V	56.21	68.20	11.99	PK

Band :	UNII 2C
Operation Mode:	802.11 ac_VHT20
Transfer MCS Index:	0
Operating Frequency	5500 MHz
Channel No.	100 Ch(IMD)

Frequency [MHz]	Reading DBuV	AN.+CL+AMP+ATT. +D.F. [dB]	ANT. POL [H/V]	Total [dBuV/m]	Limit [dBuV/m]	Margin [dB]	Measurement Type
5260	50.12	3.92	V	54.04	68.20	14.16	PK
5740	49.92	6.01	H	55.93	68.20	12.27	PK

Band :	UNII 2C
Operation Mode:	802.11 n_HT40
Transfer MCS Index:	0
Operating Frequency	5510 MHz
Channel No.	102 Ch

Frequency [MHz]	Reading DBuV	AN.+CL+AMP+ATT. +D.F. [dB]	ANT. POL [H/V]	Total [dBuV/m]	Limit [dBuV/m]	Margin [dB]	Measurement Type
5460	49.62	5.00	H	54.62	73.98	19.36	PK
5460	37.14	5.00	H	42.14	53.98	11.84	AV
5470	50.88	4.96	H	55.84	68.20	12.36	PK
5460	48.68	5.00	V	53.68	73.98	20.30	PK
5460	37.01	5.00	V	42.01	53.98	11.97	AV
5470	50.25	4.96	V	55.21	68.20	12.99	PK

Band :	UNII 2C
Operation Mode:	802.11 n_HT40
Transfer MCS Index:	0
Operating Frequency	5510 MHz
Channel No.	102 Ch(IMD)

Frequency [MHz]	Reading DBuV	AN.+CL+AMP+ATT. +D.F. [dB]	ANT. POL [H/V]	Total [dBuV/m]	Limit [dBuV/m]	Margin [dB]	Measurement Type
5260	55.15	3.92	V	59.07	68.20	9.13	PK
5740	54.92	6.01	H	60.93	68.20	7.27	PK

Band :	UNII 2C
Operation Mode:	802.11 ac_VHT40
Transfer MCS Index:	0
Operating Frequency	5510 MHz
Channel No.	102 Ch

Frequency [MHz]	Reading DBuV	AN.+CL+AMP+ATT. +D.F. [dB]	ANT. POL [H/V]	Total [dBuV/m]	Limit [dBuV/m]	Margin [dB]	Measurement Type
5460	49.15	5.00	H	54.15	73.98	19.83	PK
5460	36.24	5.00	H	41.24	53.98	12.74	AV
5470	49.04	4.96	H	54	68.20	14.20	PK
5460	48.78	5.00	V	53.78	73.98	20.20	PK
5460	36.18	5.00	V	41.18	53.98	12.80	AV
5470	48.61	4.96	V	53.57	68.20	14.63	PK

Band :	UNII 2C
Operation Mode:	802.11 ac_VHT40
Transfer MCS Index:	0
Operating Frequency	5510 MHz
Channel No.	102 Ch(IMD)

Frequency [MHz]	Reading DBuV	AN.+CL+AMP+ATT. +D.F. [dB]	ANT. POL [H/V]	Total [dBuV/m]	Limit [dBuV/m]	Margin [dB]	Measurement Type
5260	51.43	3.92	V	55.35	68.20	12.85	PK
5740	52.02	6.01	H	58.03	68.20	10.17	PK

Band :	UNII 2C
Operation Mode:	802.11 ac_VHT80
Transfer MCS Index:	0
Operating Frequency	5530 MHz
Channel No.	106 Ch

Frequency [MHz]	Reading DBuV	AN.+CL+AMP+ATT. +D.F. [dB]	ANT. POL [H/V]	Total [dBuV/m]	Limit [dBuV/m]	Margin [dB]	Measurement Type
5460	49.34	5.00	H	54.34	73.98	19.64	PK
5460	37.21	5.00	H	42.21	53.98	11.77	AV
5470	48.65	4.96	H	53.61	68.20	14.59	PK
5460	49.08	5.00	V	54.08	73.98	19.90	PK
5460	37.01	5.00	V	42.01	53.98	11.97	AV
5470	48.34	4.96	V	53.3	68.20	14.90	PK

▣ Test Plots(UNII 1, 2A, 2C)

Average Reading (802.11a, Ch.36, Y-H)

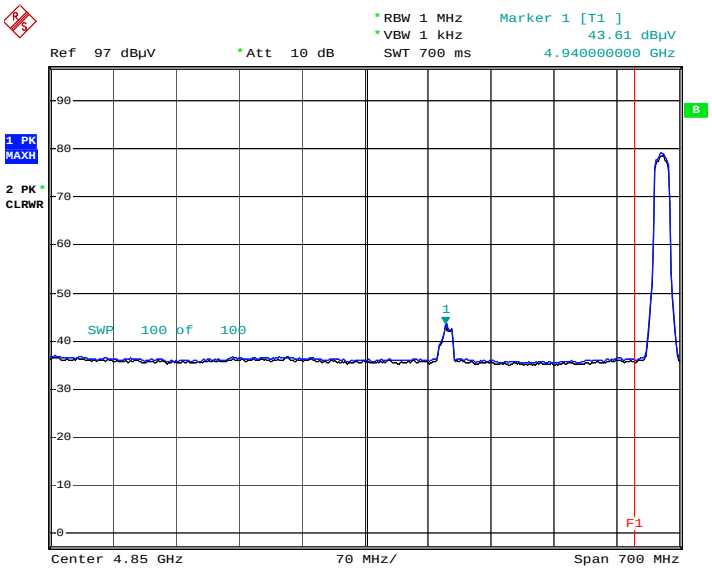

Date: 7.FEB.2019 16:50:29

Peak Reading (802.11a, Ch.36, Y-H)

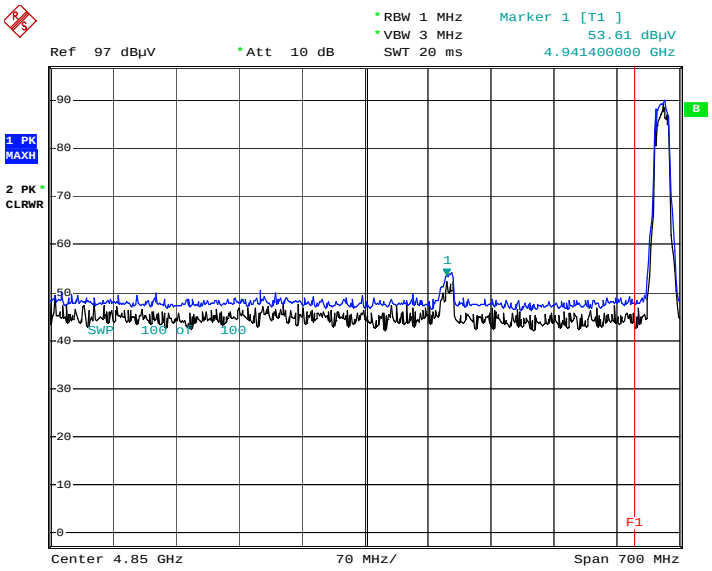

Date: 7.FEB.2019 16:51:02

Average Reading (802.11n_HT20, Ch.36, Y-H)

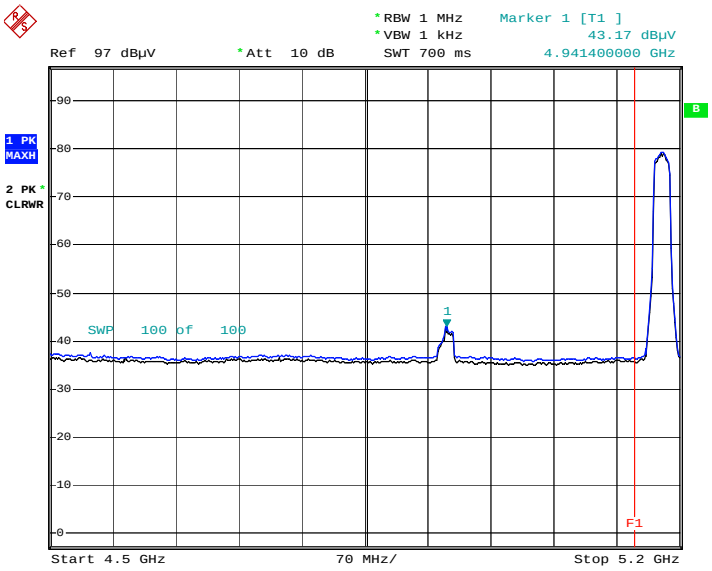

Date: 7.FEB.2019 16:45:48

Peak Reading (802.11n_HT20, Ch.36, Y-H)

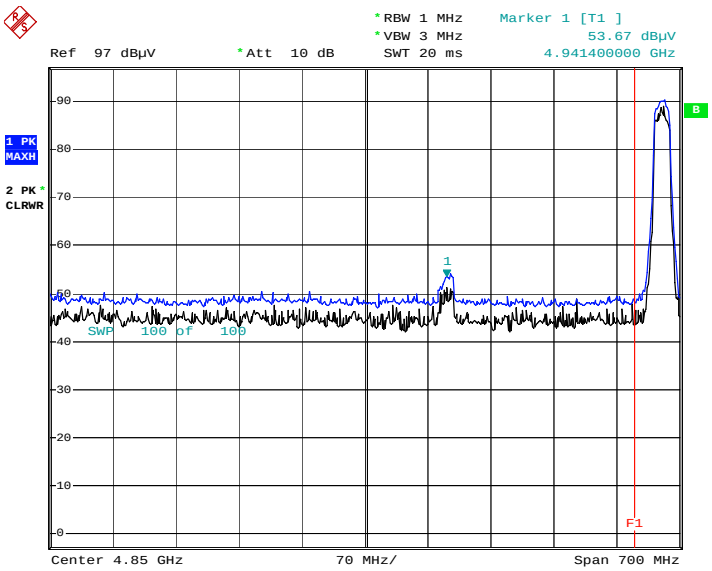

Date: 7.FEB.2019 16:47:10

Average Reading (802.11ac_VHT20, Ch.36, Y-H)

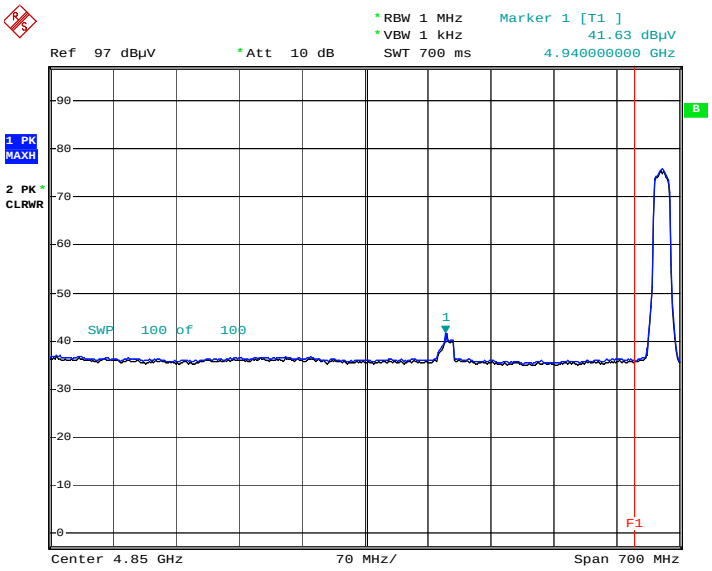

Date: 7.FEB.2019 16:53:26

Peak Reading (802.11ac_VHT20, Ch.36, Y-H)

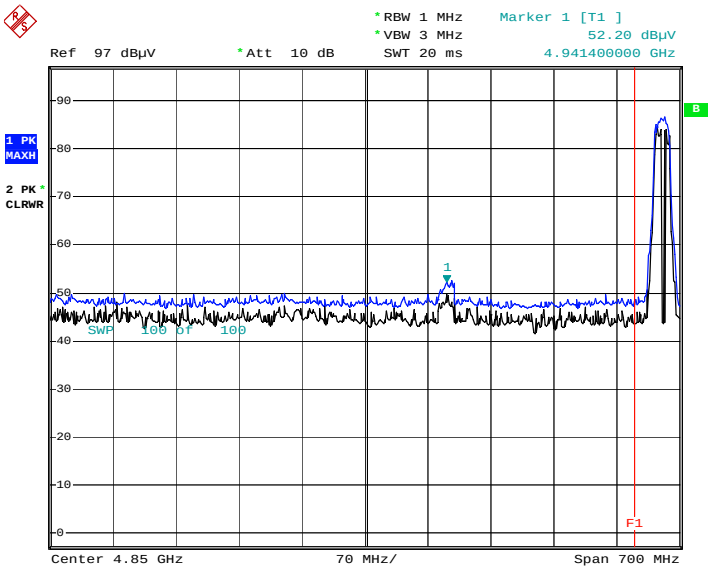

Date: 7.FEB.2019 16:54:08

Average Reading (802.11n_HT40, Ch.38, Y-H)

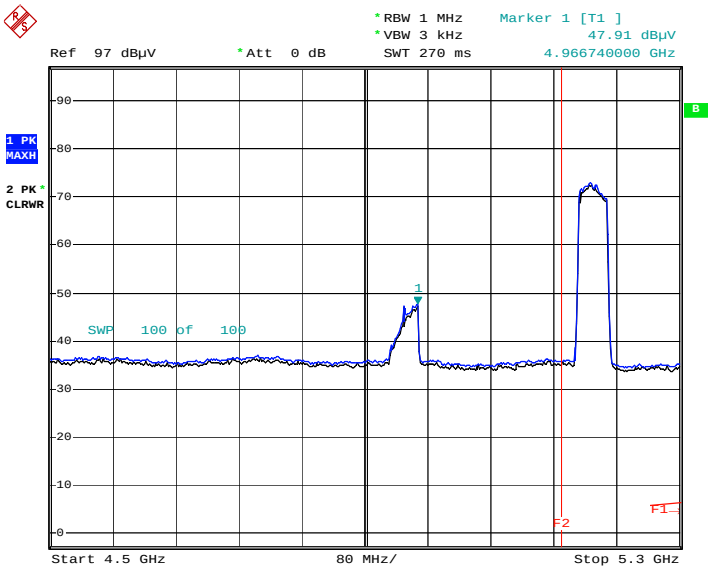

Date: 7.FEB.2019 15:54:53

Peak Reading (802.11n_HT40, Ch.38, Y-H)

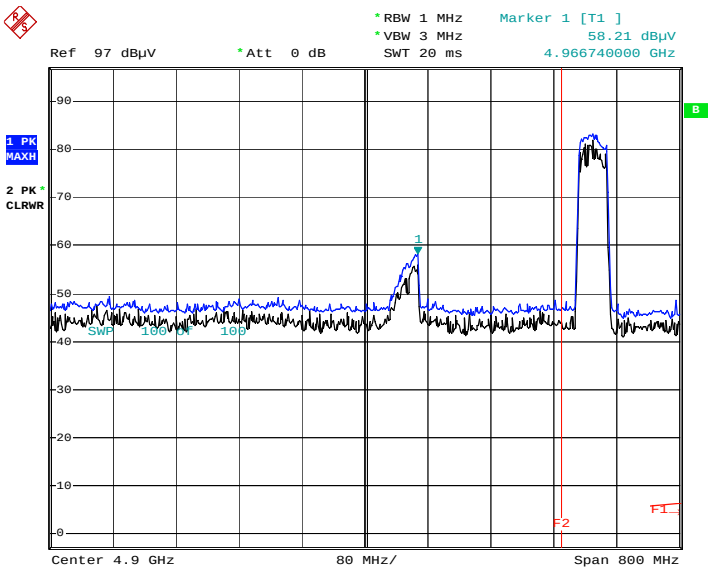

Date: 7.FEB.2019 15:56:09

Average Reading (802.11n_HT40, Ch.38, Y-H)-IMD

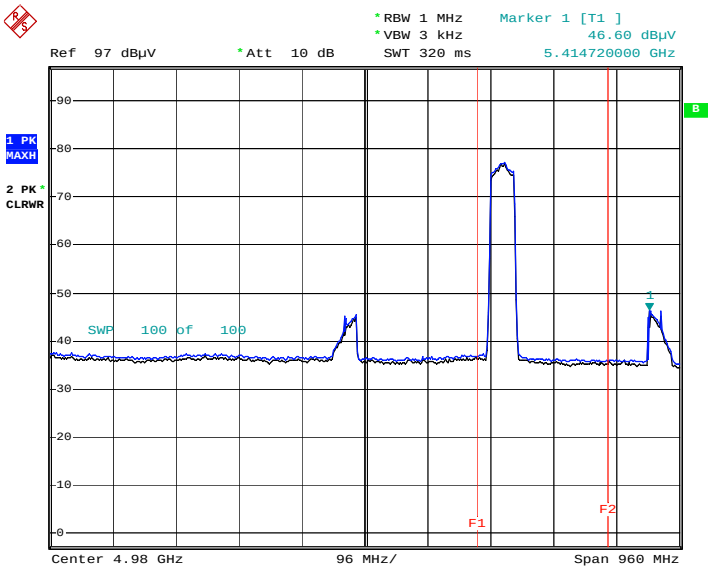

Date: 7.FEB.2019 17:00:39

Peak Reading (802.11n_HT40, Ch.38, Y-H)-IMD

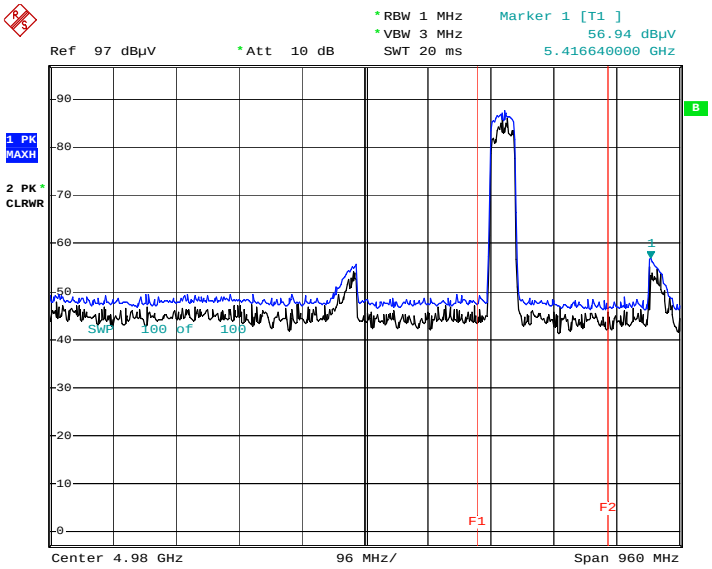

Date: 7.FEB.2019 17:01:41

Average Reading (802.11ac_VHT40, Ch.38, Y-H)

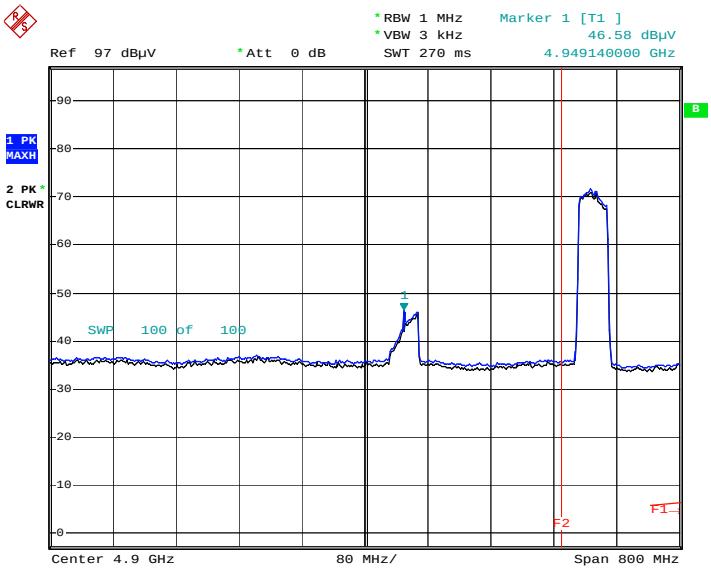

Date: 7.FEB.2019 15:58:30

Peak Reading (802.11ac_VHT40, Ch.38, Y-H)

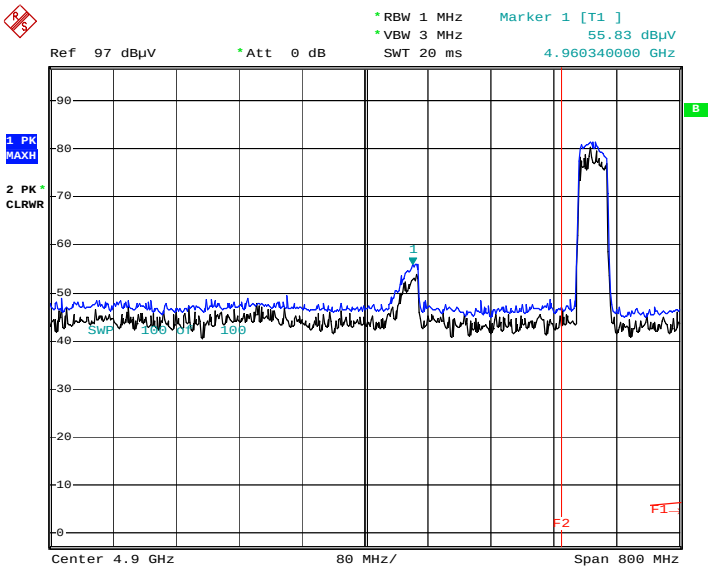

Date: 7.FEB.2019 15:59:47

Average Reading (802.11ac_VHT40, Ch.38, Y-H)-IMD

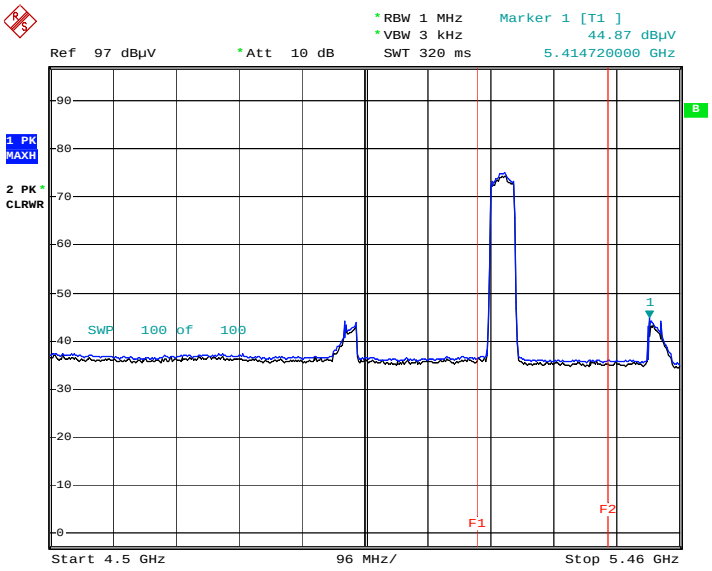

Date: 7.FEB.2019 17:04:18

Peak Reading (802.11ac_VHT40, Ch.38, Y-H)-IMD

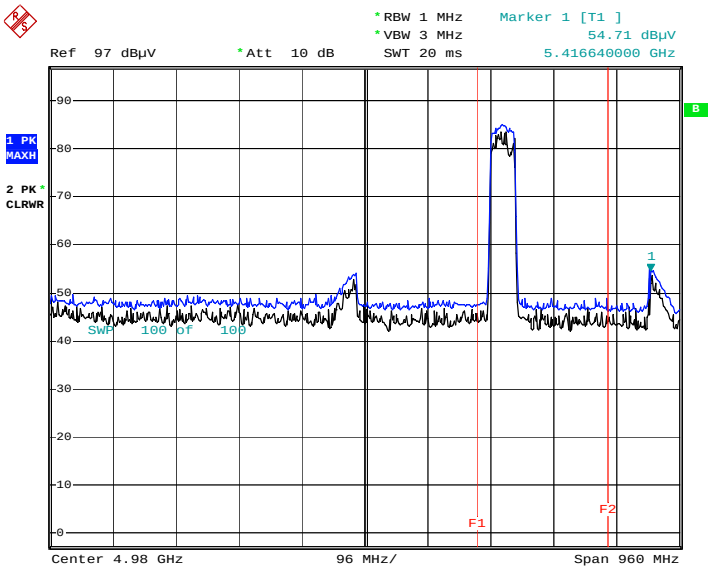

Date: 7.FEB.2019 17:05:09

Average Reading (802.11ac_VHT80, Ch.58, Y-V)

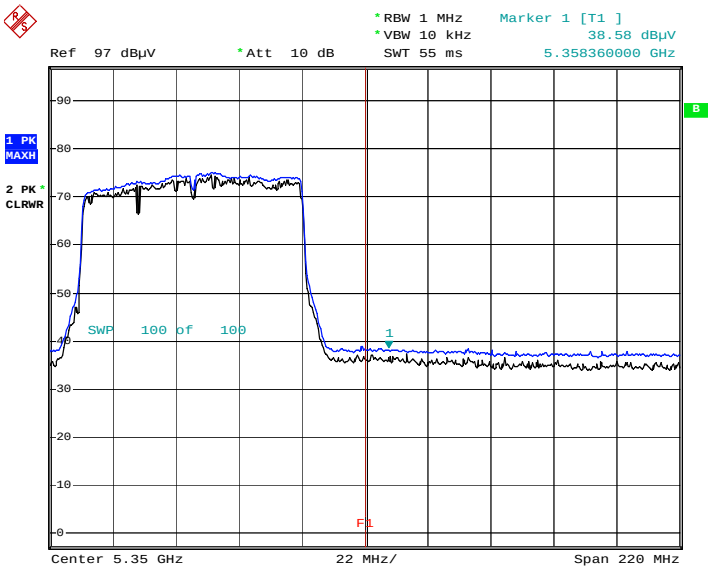

Date: 8.FEB.2019 09:21:10

Peak Reading (802.11ac_VHT80, Ch.58, Y-V)

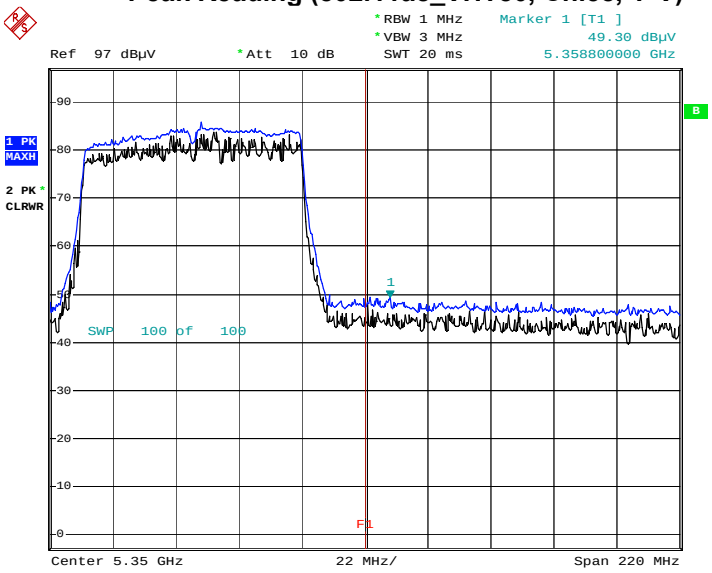

Date: 8.FEB.2019 09:21:46

▣ Test Plots(UNII 3)

Peak Reading (802.11a, Ch.165, Y-H)

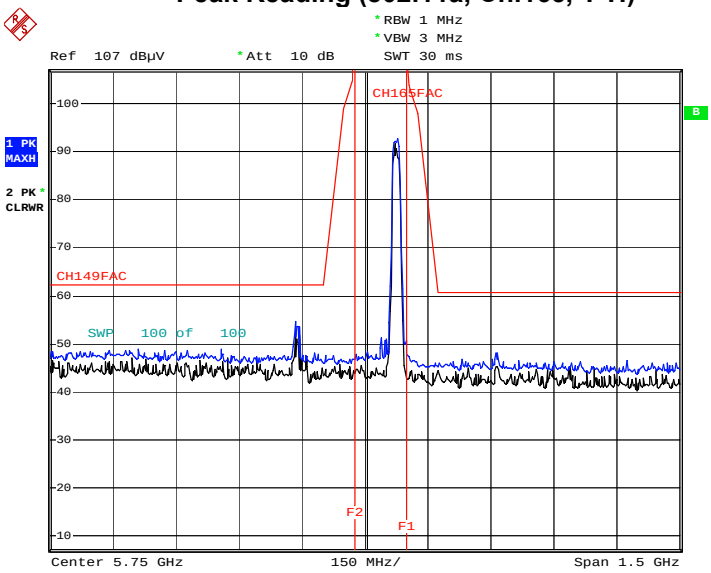

Date: 8.FEB.2019 14:55:25

Peak Reading (802.11n_HT20, Ch.165, Y-H)

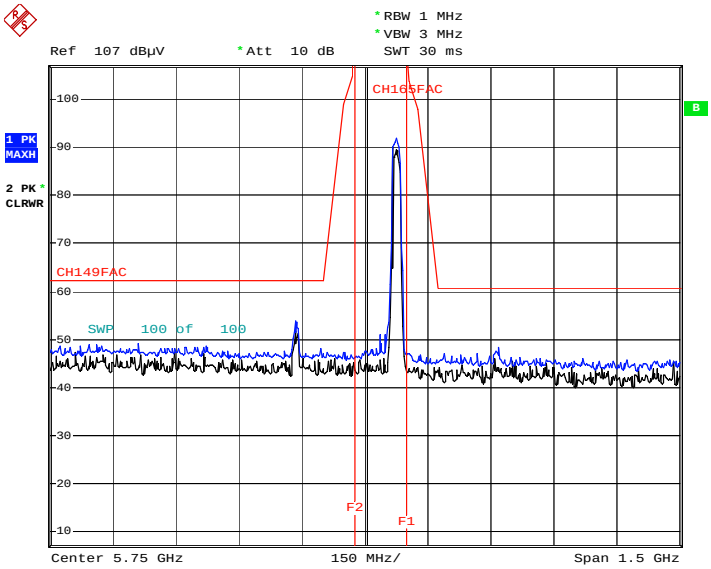

Date: 8.FEB.2019 14:56:24

Peak Reading (802.11ac_VHT20, Ch.165, Y-H)

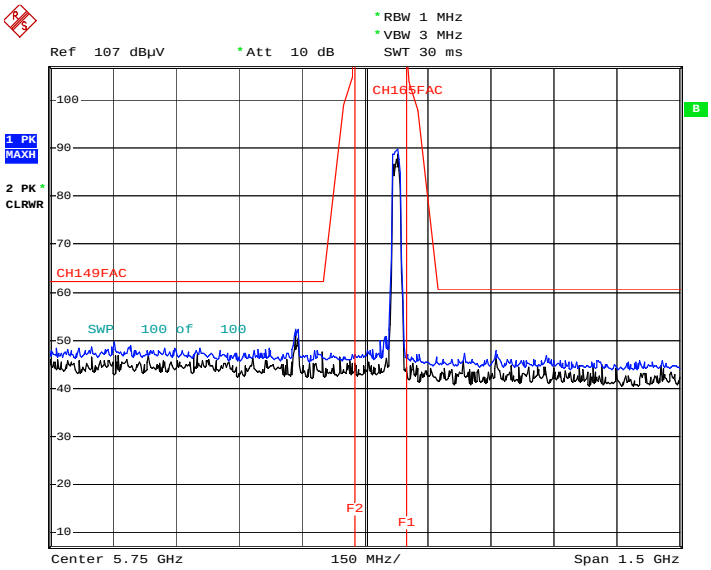

Date: 8.FEB.2019 14:57:23

Peak Reading (802.11n_HT40, Ch.159, Y-H)

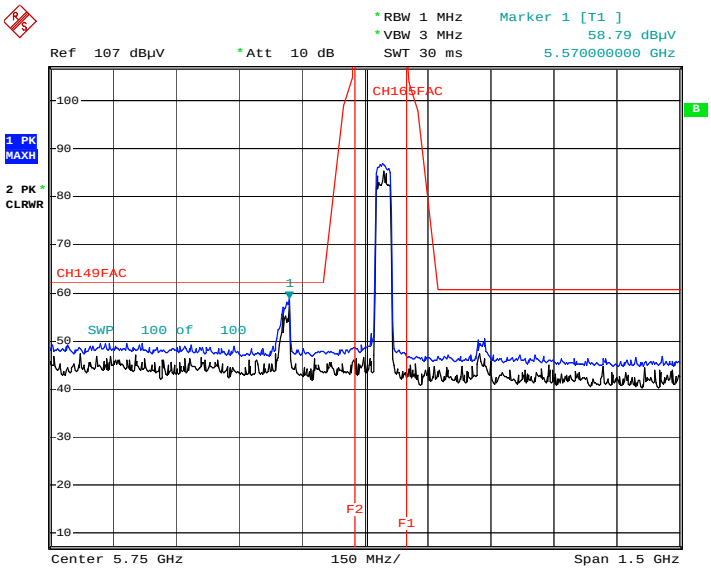

Date: 8.FEB.2019 16:18:05

Peak Reading (802.11ac_VHT40, Ch.159, Y-H)

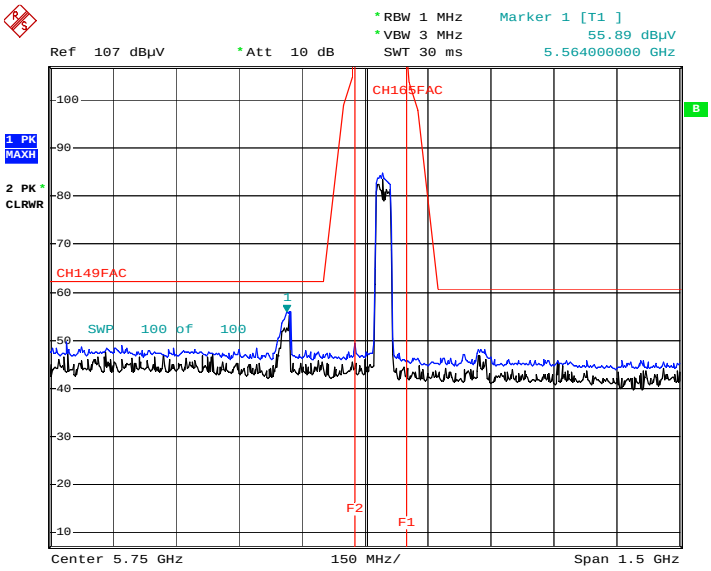

Date: 8.FEB.2019 16:19:47

Peak Reading (802.11ac_VHT80, Ch.155, Y-V)

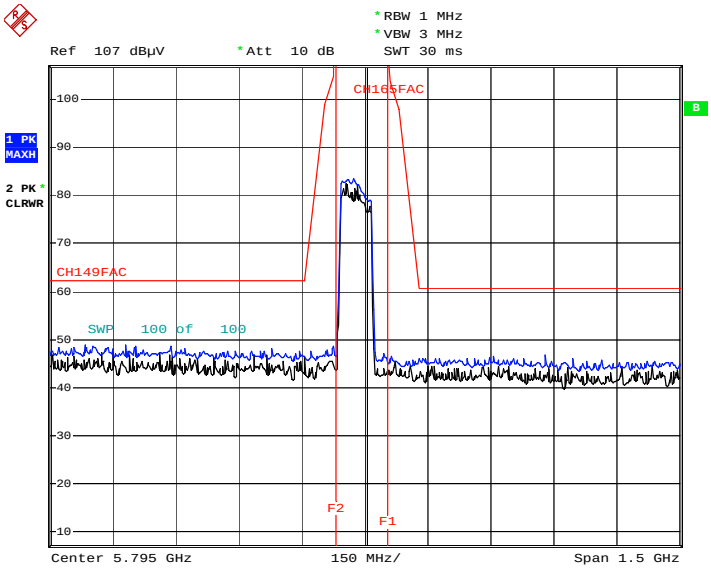

Date: 8.FEB.2019 16:24:57

10.10 POWERLINE CONDUCTED EMISSIONS

Conducted Emissions (Line 1)

WLAN 5G L1 1 / 2

HCT TEST Report

Common Information

EUT:	SM-A6060
Manufacturer:	SAMSUNG
Test Site:	SHIELD ROOM
Operating Conditions:	WLAN 5G L1

FCC CLASS B_Exten Cable

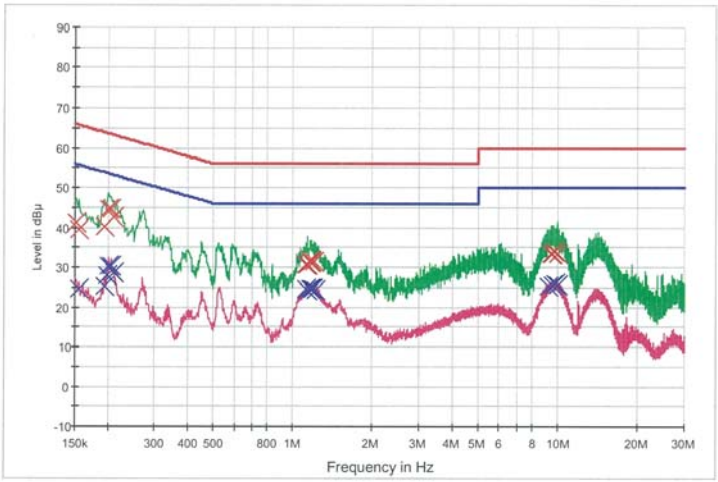

Final Result 1

Frequency (MHz)	QuasiPeak (dBuV)	Bandwidth (kHz)	Filter	Line	Corr. (dB)	Margin (dB)	Limit (dBuV)
0.152000	41.1	9.000	Off	L1	9.7	24.8	65.9
0.156000	39.4	9.000	Off	L1	9.7	26.2	65.7
0.194000	40.1	9.000	Off	L1	9.7	23.8	63.9
0.202000	44.5	9.000	Off	L1	9.7	19.0	63.5
0.206000	44.5	9.000	Off	L1	9.7	18.9	63.4
0.210000	42.5	9.000	Off	L1	9.7	20.7	63.2
1.126000	30.8	9.000	Off	L1	9.8	25.2	56.0
1.138000	30.7	9.000	Off	L1	9.8	25.3	56.0
1.164000	31.8	9.000	Off	L1	9.8	24.2	56.0
1.168000	31.2	9.000	Off	L1	9.8	24.8	56.0
1.176000	31.4	9.000	Off	L1	9.8	24.6	56.0
1.206000	31.5	9.000	Off	L1	9.8	24.5	56.0
9.452000	33.4	9.000	Off	L1	10.2	26.6	60.0
9.500000	33.3	9.000	Off	L1	10.2	26.7	60.0
9.654000	33.9	9.000	Off	L1	10.2	26.1	60.0
9.670000	33.9	9.000	Off	L1	10.2	26.1	60.0
9.934000	33.4	9.000	Off	L1	10.2	26.6	60.0
9.968000	33.6	9.000	Off	L1	10.2	26.4	60.0

2019-02-13 오후 9:41:45

WLAN 5G L1 2 / 2

Final Result 2

Frequency (MHz)	CAverage (dBuV)	Bandwidth (kHz)	Filter	Line	Corr. (dB)	Margin (dB)	Limit (dBuV)
0.156000	24.6	9.000	Off	L1	9.7	31.0	55.7
0.194000	25.3	9.000	Off	L1	9.7	28.6	53.9
0.198000	28.0	9.000	Off	L1	9.7	25.7	53.7
0.202000	30.2	9.000	Off	L1	9.7	23.3	53.5
0.206000	30.4	9.000	Off	L1	9.7	23.0	53.4
0.210000	28.5	9.000	Off	L1	9.7	24.7	53.2
1.120000	24.5	9.000	Off	L1	9.8	21.5	46.0
1.138000	24.4	9.000	Off	L1	9.8	21.6	46.0
1.162000	24.7	9.000	Off	L1	9.8	21.3	46.0
1.174000	24.7	9.000	Off	L1	9.8	21.3	46.0
1.192000	24.7	9.000	Off	L1	9.8	21.3	46.0
1.224000	24.4	9.000	Off	L1	9.8	21.6	46.0
9.242000	25.2	9.000	Off	L1	10.2	24.8	50.0
9.500000	25.7	9.000	Off	L1	10.2	24.3	50.0
9.516000	25.6	9.000	Off	L1	10.2	24.4	50.0
9.804000	25.8	9.000	Off	L1	10.2	24.2	50.0
9.934000	25.6	9.000	Off	L1	10.2	24.4	50.0
9.948000	25.5	9.000	Off	L1	10.2	24.5	50.0

2019-02-13 오후 9:41:45

Conducted Emissions (Line 2)

WLAN 5G N 1 / 2

HCT TEST Report

Common Information

EUT:	SM-A6060
Manufacturer:	SAMSUNG
Test Site:	SHIELD ROOM
Operating Conditions:	WLAN 5G N

FCC CLASS B_Exten Cable

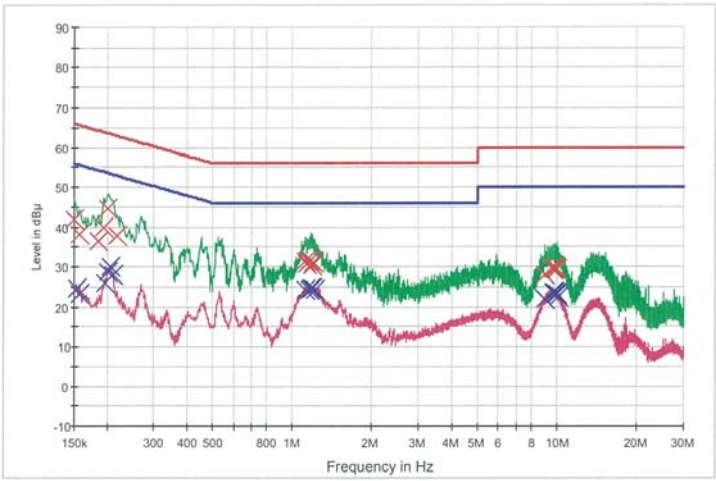

FCC CLASS B_QP
Preview Result 2-AVG
FCC CLASS B_ AV
Final Result 1-QPK
Preview Result 1-PK+
Final Result 2-CAV

Final Result 1

Frequency (MHz)	QuasiPeak (dBuV)	Bandwidth (kHz)	Filter	Line	Corr. (dB)	Margin (dB)	Limit (dBuV)
0.150000	41.7	9.000	Off	N	9.8	24.3	66.0
0.158000	38.0	9.000	Off	N	9.8	27.6	65.6
0.186000	36.4	9.000	Off	N	9.8	27.8	64.2
0.194000	39.9	9.000	Off	N	9.8	24.0	63.9
0.202000	44.5	9.000	Off	N	9.9	19.1	63.5
0.218000	37.9	9.000	Off	N	9.9	25.0	62.9
1.122000	31.5	9.000	Off	N	10.0	24.5	56.0
1.132000	30.7	9.000	Off	N	10.0	25.3	56.0
1.168000	31.3	9.000	Off	N	10.0	24.7	56.0
1.174000	31.7	9.000	Off	N	10.0	24.3	56.0
1.192000	30.4	9.000	Off	N	10.0	25.6	56.0
1.206000	31.2	9.000	Off	N	10.0	24.8	56.0
8.988000	27.8	9.000	Off	N	10.4	32.2	60.0
9.558000	29.7	9.000	Off	N	10.4	30.3	60.0
9.598000	29.5	9.000	Off	N	10.4	30.5	60.0
9.756000	29.3	9.000	Off	N	10.4	30.7	60.0
9.874000	29.6	9.000	Off	N	10.4	30.4	60.0
9.950000	29.3	9.000	Off	N	10.4	30.7	60.0

2019-02-13 오후 9:50:54

WLAN 5G N 2 / 2

Final Result 2

Frequency (MHz)	CAverage (dBuV)	Bandwidth (kHz)	Filter	Line	Corr. (dB)	Margin (dB)	Limit (dBuV)
0.154000	24.7	9.000	Off	N	9.8	31.1	55.8
0.158000	23.3	9.000	Off	N	9.8	32.3	55.6
0.196000	25.9	9.000	Off	N	9.8	27.9	53.8
0.200000	28.7	9.000	Off	N	9.9	24.9	53.6
0.206000	29.8	9.000	Off	N	9.9	23.5	53.4
0.210000	27.8	9.000	Off	N	9.9	25.4	53.2
1.122000	24.2	9.000	Off	N	10.0	21.8	46.0
1.126000	24.1	9.000	Off	N	10.0	21.9	46.0
1.168000	24.4	9.000	Off	N	10.0	21.6	46.0
1.174000	24.5	9.000	Off	N	10.0	21.5	46.0
1.192000	24.6	9.000	Off	N	10.0	21.4	46.0
1.218000	24.4	9.000	Off	N	10.0	21.6	46.0
8.988000	21.8	9.000	Off	N	10.4	28.2	50.0
9.692000	23.5	9.000	Off	N	10.4	26.5	50.0
9.756000	23.4	9.000	Off	N	10.4	26.6	50.0
9.874000	23.3	9.000	Off	N	10.4	26.7	50.0
9.950000	23.2	9.000	Off	N	10.4	26.8	50.0
10.130000	22.6	9.000	Off	N	10.5	27.4	50.0

2019-02-13 오후 9:50:54

11. LIST OF TEST EQUIPMENT

Conducted Test

Manufacturer	Model / Equipment	Calibration Date	Calibration Interval	Serial No.
Rohde & Schwarz	ENV216 / LISN	12/12/2018	Annual	102245
Rohde & Schwarz	ESCI / Test Receiver	06/27/2018	Annual	100033
ESPAC	SU-642 /Temperature Chamber	03/30/2018	Annual	0093008124
Agilent	N9020A / Signal Analyzer	06/08/2018	Annual	MY51110085
Agilent	N9020A / Signal Analyzer	06/08/2018	Annual	MY52090906
Agilent	N9030A / Signal Analyzer	01/10/2019	Annual	MY49431210
Rohde & Schwarz	OSP 120 / Power Measurement Set	07/26/2018	Annual	101231
Agilent	N1911A / Power Meter	04/16/2018	Annual	MY45100523
Agilent	N1921A / Power Sensor	04/16/2018	Annual	MY52260025
Agilent	87300B / Directional Coupler	11/20/2018	Annual	3116A03621
Hewlett Packard	11667B / Power Splitter	06/07/2018	Annual	05001
Hewlett Packard	E3632A / DC Power Supply	06/26/2018	Annual	KR75303960
Agilent	8493C / Attenuator(10 dB)	07/10/2018	Annual	07560
Chang Woo Inc.	18N-20dB / Attenuator(20 dB)	05/09/2018	Annual	8
Rohde & Schwarz	EMC32 / Software	N/A	N/A	N/A
HCT CO., LTD.	FCC WLAN&BT&BLE Conducted Test Software v3.0	N/A	N/A	N/A

Note:

1. Equipment listed above that calibrated during the testing period was set for test after the calibration.
2. Equipment listed above that has a calibration due date during the testing period, the testing is completed before equipment expiration date.

Radiated Test

Manufacturer	Model / Equipment	Calibration Date	Calibration Interval	Serial No.
Innco system	CO3000 / Controller(Antenna mast)	N/A	N/A	CO3000-4p
Innco system	MA4640/800-XP-EP / Antenna Position Tower	N/A	N/A	N/A
Audix	EM1000 / Controller	N/A	N/A	060520
Audix	Turn Table	N/A	N/A	N/A
Rohde & Schwarz	HFH2-Z2 / Loop Antenna	06/15/2017	Biennial	100341
Schwarzbeck	VULB 9168 / Hybrid Antenna	04/06/2017	Biennial	760
Schwarzbeck	VULB 9160 / TRILOG Antenna	08/09/2018	Biennial	9160-3368
Schwarzbeck	BBHA 9120D / Horn Antenna	05/02/2017	Biennial	9120D-937
Schwarzbeck	BBHA9170 / Horn Antenna(15 GHz ~ 40 GHz)	12/04/2017	Biennial	BBHA9170541
Rohde & Schwarz	FSP(9 kHz ~ 30 GHz) / Spectrum Analyzer	09/03/2018	Annual	100688
Rohde & Schwarz	FSV40-N / Spectrum Analyzer	09/28/2018	Annual	101068-SZ
Agilent	N9020A / Signal Analyzer	06/08/2018	Annual	MY51110085
Wainwright Instruments	WHK3.0/18G-10EF / High Pass Filter	06/07/2018	Annual	8
Wainwright Instruments	WHKX7.0/18G-8SS / High Pass Filter	05/09/2018	Annual	29
Wainwright Instruments	WRCJV2400/2483.5-2370/2520-60/12SS / Band Reject Filter	06/29/2018	Annual	2
Wainwright Instruments	WRCJV5100/5850-40/50-8EEK / Band Reject Filter	01/03/2019	Annual	2
Api tech.	18B-03 / Attenuator (3 dB)	06/07/2018	Annual	1
Agilent	8493C-10 / Attenuator(10 dB)	07/17/2018	Annual	08285
CERNEX	CBLU1183540 / Power Amplifier	07/10/2018	Annual	22964
CERNEX	CBL06185030 / Power Amplifier	07/10/2018	Annual	22965
CERNEX	CBL18265035 / Power Amplifier	01/03/2019	Annual	22966
CERNEX	CBL26405040 / Power Amplifier	06/29/2018	Annual	25956

Note:

1. Equipment listed above that calibrated during the testing period was set for test after the calibration.
2. Equipment listed above that has a calibration due date during the testing period, the testing is completed before equipment expiration date.

12. ANNEX A_ TEST SETUP PHOTO

Please refer to test setup photo file no. as follows;

No.	Description
1	HCT-RF-1903-FC009-P
2	HCT-RF-1903-FC010-P
3	HCT-RF-1903-FC011-P
4	HCT-RF-1903-FC012-P
5	HCT-RF-1903-FC013-P
6	HCT-RF-1903-FC014-P
7	HCT-RF-1903-FC015-P