10. APPENDIX A: PRE-SCAN DATA FOR 15B RECEIVER MODE

LTE Band 5

BELOW 1GHz

LOW CHANNEL

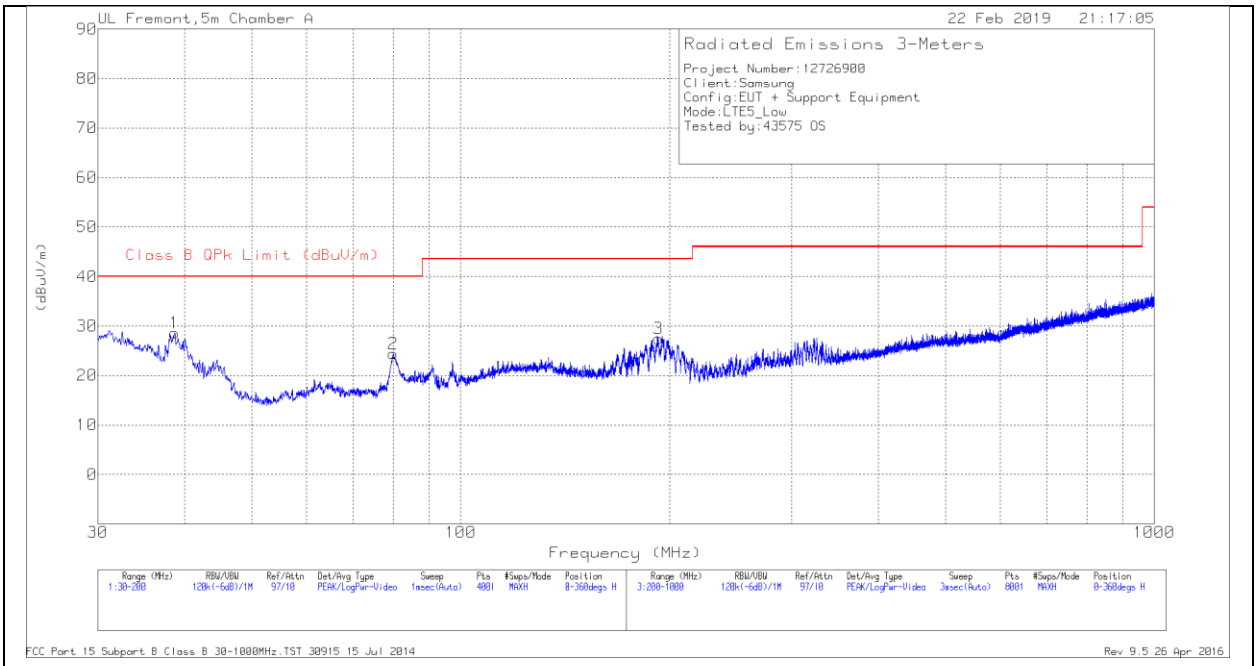

HORIZONTAL

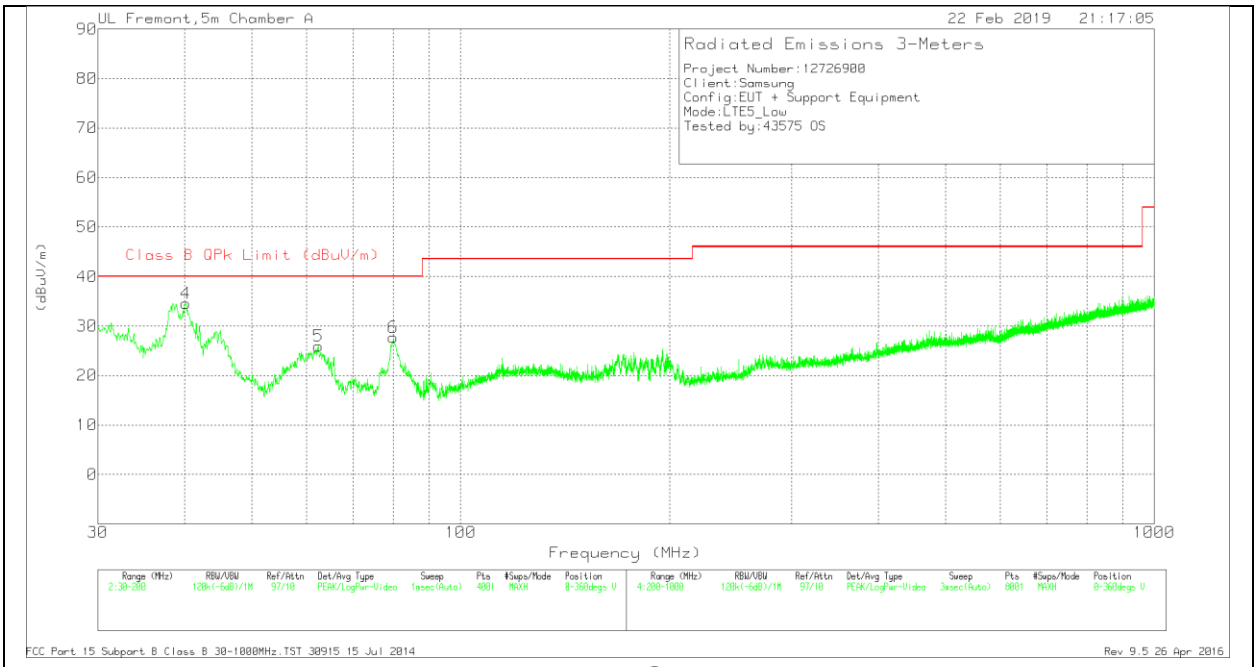

VERTICAL

This report shall not be reproduced except in full, without the written approval of UL Verification Services Inc.

RADIATED EMISSIONS

Marker	Frequency (MHz)	Meter Reading (dBuV)	Det	AF PRE0181574 (dB/m)	Amp/Cbl (dB/m)	Corrected Reading (dBuV/m)	Class B QPk Limit (dBuV/m)	Margin (dB)	Azimuth (Degs)	Height (cm)	Polarity
1	38.7125	35.14	Pk	20.5	-27.1	28.54	40	-11.46	0-360	100	H
4	40.1575	41.24	Pk	19.4	-27.1	33.54	40	-6.46	0-360	100	V
5	62.3425	39.16	Pk	13.6	-26.8	25.96	40	-14.04	0-360	100	V
6	79.98	40.77	Pk	13.4	-26.5	27.67	40	-12.33	0-360	100	V
2	80.0225	37.5	Pk	13.4	-26.5	24.4	40	-15.6	0-360	199	H
3	192.8175	35.06	Pk	17.6	-25.2	27.46	43.52	-16.06	0-360	100	H

Pk - Peak detector

This report shall not be reproduced except in full, without the written approval of UL Verification Services Inc.

MID CHANNEL

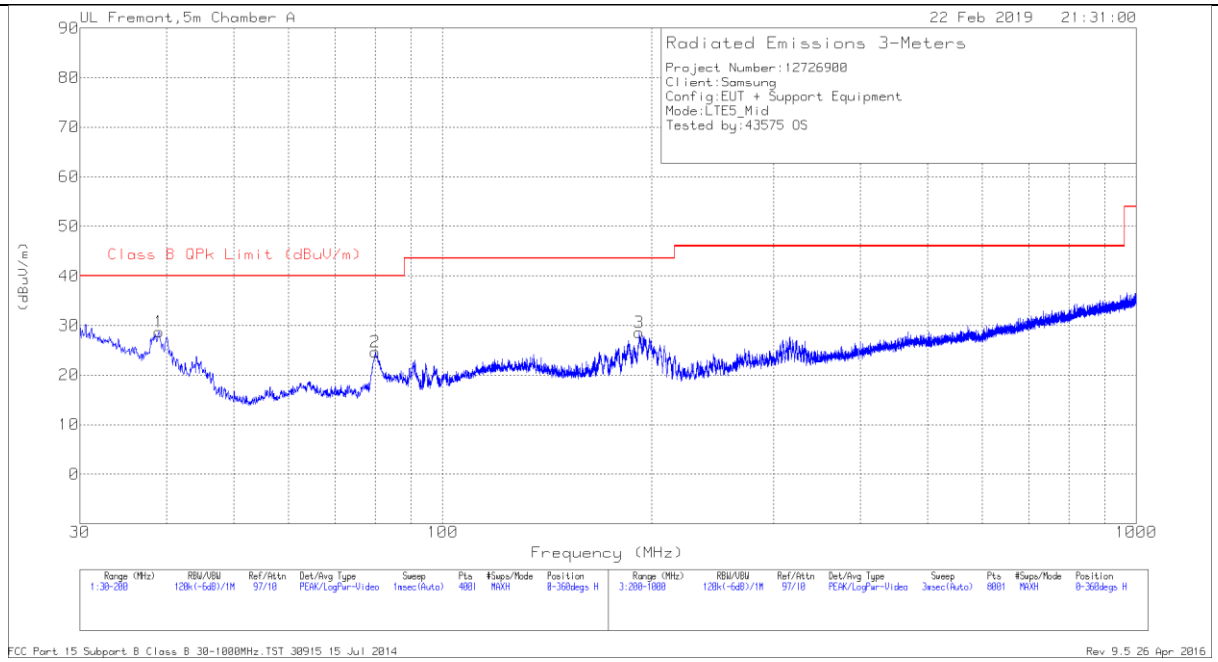

HORIZONTAL

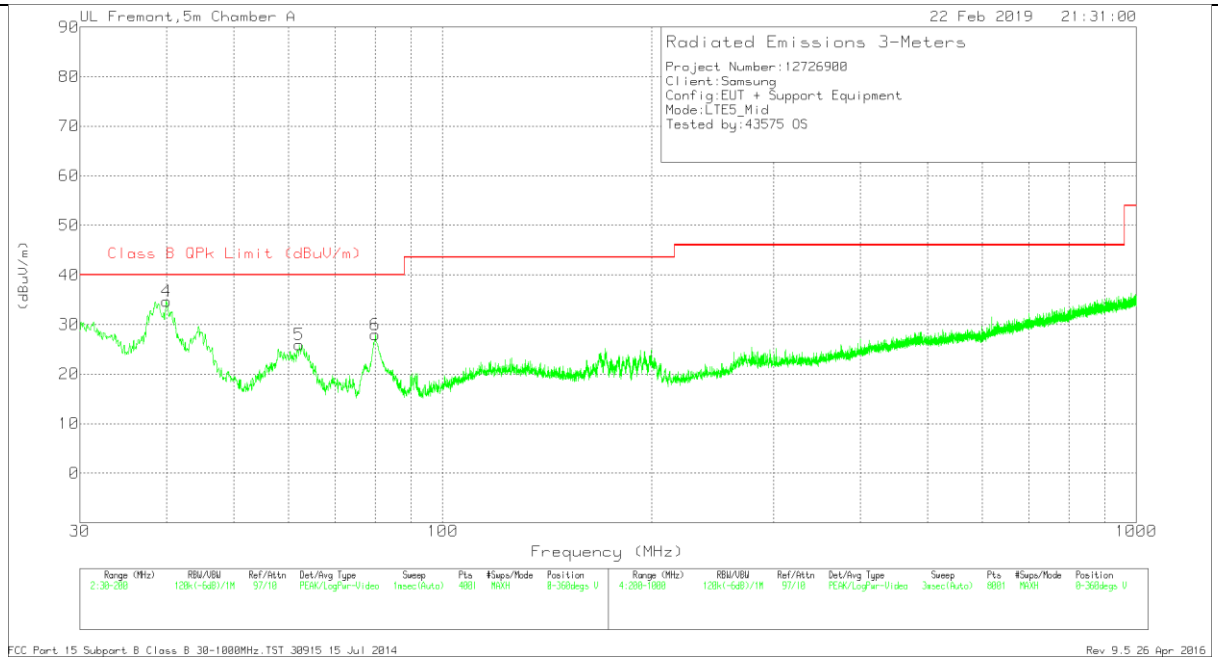

VERTICAL

UL VERIFICATION SERVICES INC. FORM NO: CCSUP4031B
47173 Benicia Street, Fremont, CA 94538; USA TEL:(510) 771-1000 FAX:(510) 661-0888
This report shall not be reproduced except in full, without the written approval of UL Verification Services Inc.

RADIATED EMISSIONS

Marker	Frequency (MHz)	Meter Reading (dBuV)	Det	AF PRE0181574 (dB/m)	Amp/Cbl (dB/m)	Corrected Reading (dBuV/m)	Class B QPk Limit (dBuV/m)	Margin (dB)	Azimuth (Degs)	Height (cm)	Polarity
1	39.01	35.51	Pk	20.3	-27.1	28.71	40	-11.29	0-360	200	H
4	39.9875	41.25	Pk	19.5	-27.1	33.65	40	-6.35	0-360	100	V
5	62.13	39.14	Pk	13.6	-26.8	25.94	40	-14.06	0-360	100	V
2	79.98	37.73	Pk	13.4	-26.5	24.63	40	-15.37	0-360	200	H
6	80.0225	41.07	Pk	13.4	-26.5	27.97	40	-12.03	0-360	100	V
3	192.095	36.26	Pk	17.5	-25.2	28.56	43.52	-14.96	0-360	98	H

Pk - Peak detector

This report shall not be reproduced except in full, without the written approval of UL Verification Services Inc.

HIGH CHANNEL

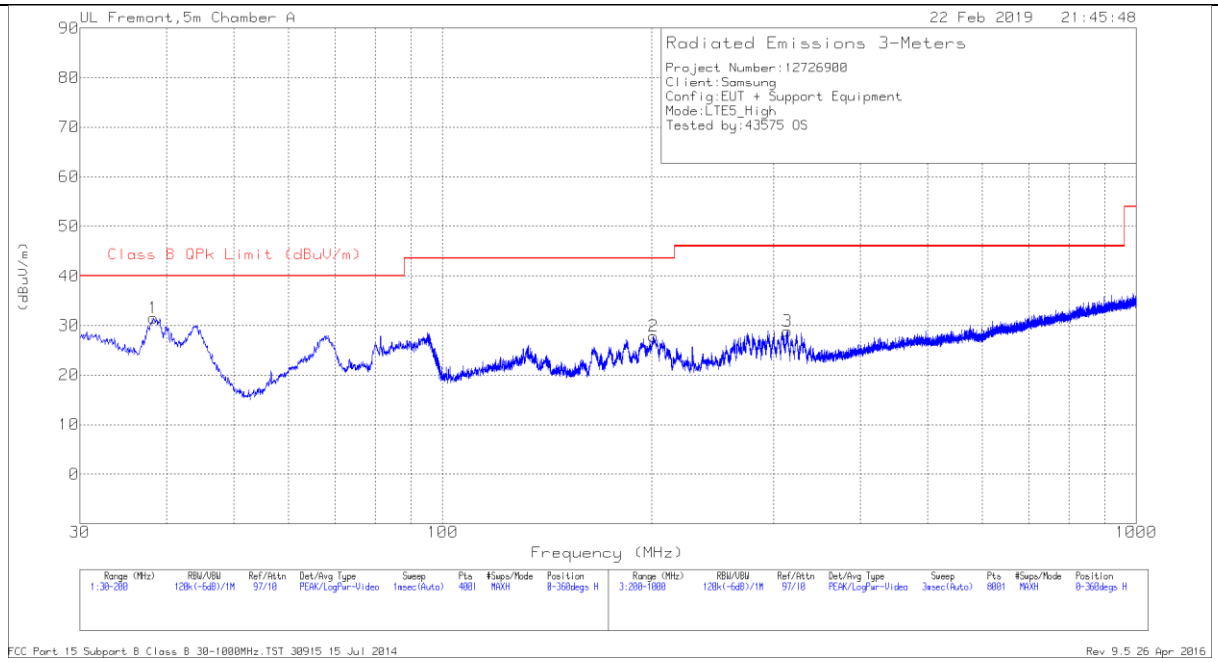

HORIZONTAL

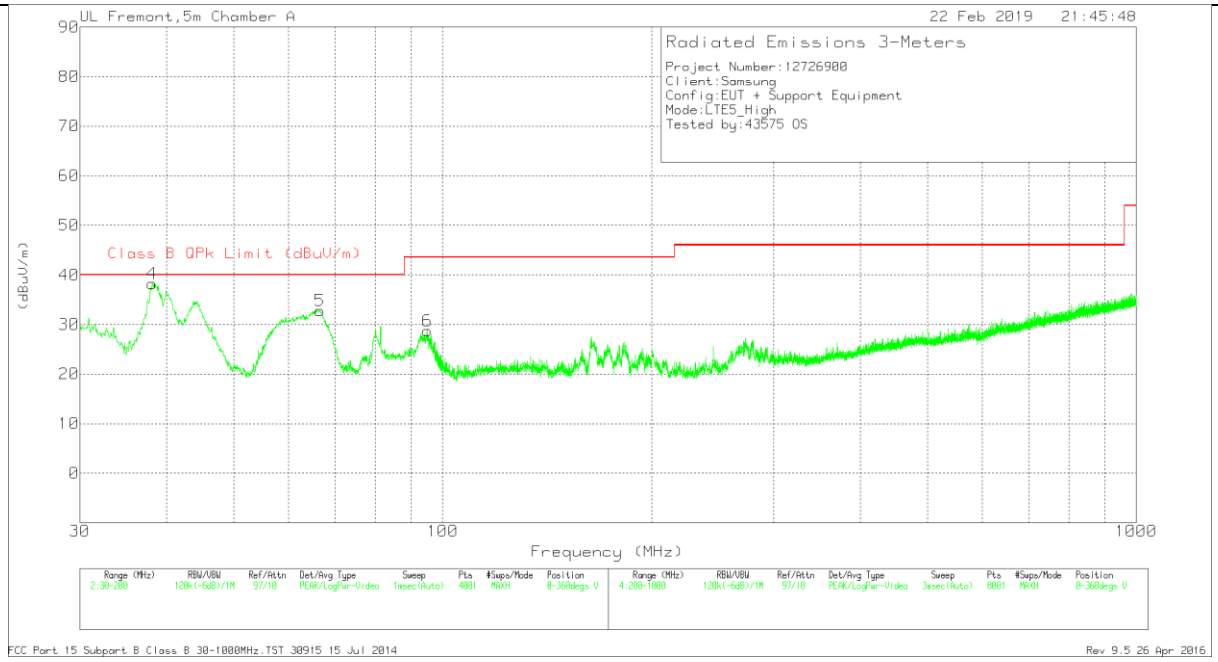

VERTICAL

This report shall not be reproduced except in full, without the written approval of UL Verification Services Inc.

RADIATED EMISSIONS

Marker	Frequency (MHz)	Meter Reading (dBuV)	Det	AF PRE0181574 (dB/m)	Amp/Cbl (dB/m)	Corrected Reading (dBuV/m)	Class B QPk Limit (dBuV/m)	Margin (dB)	Azimuth (Degs)	Height (cm)	Polarity
4	38.16	44.49	Pk	20.9	-27.1	38.29	40	-1.71	0-360	100	V
1	38.2875	37.83	Pk	20.8	-27.1	31.53	40	-8.47	0-360	399	H
5	66.5925	45.59	Pk	13.9	-26.7	32.79	40	-7.21	0-360	100	V
6	95.0675	40.26	Pk	14.8	-26.3	28.76	43.52	-14.76	0-360	100	V
2	201.5	34.63	Pk	18.3	-25.1	27.83	43.52	-15.69	0-360	100	H
3	314.2	33.55	Pk	19.7	-24.4	28.85	46.02	-17.17	0-360	100	H

Pk - Peak detector

Frequency (MHz)	Meter Reading (dBuV)	Det	AF PRE0181574 (dB/m)	Amp/Cbl (dB/m)	Corrected Reading (dBuV/m)	Class B QPk Limit (dBuV/m)	Margin (dB)	Azimuth (Degs)	Height (cm)	Polarity
38.0669	35.43	Qp	21	-27.1	29.33	40	-10.67	289	109	V

Qp - Quasi-Peak detector

UL VERIFICATION SERVICES INC. FORM NO: CCSUP4031B
47173 Benicia Street, Fremont, CA 94538; USA TEL:(510) 771-1000 FAX:(510) 661-0888
This report shall not be reproduced except in full, without the written approval of UL Verification Services Inc.

ABOVE 1GHz

LOW CHANNEL

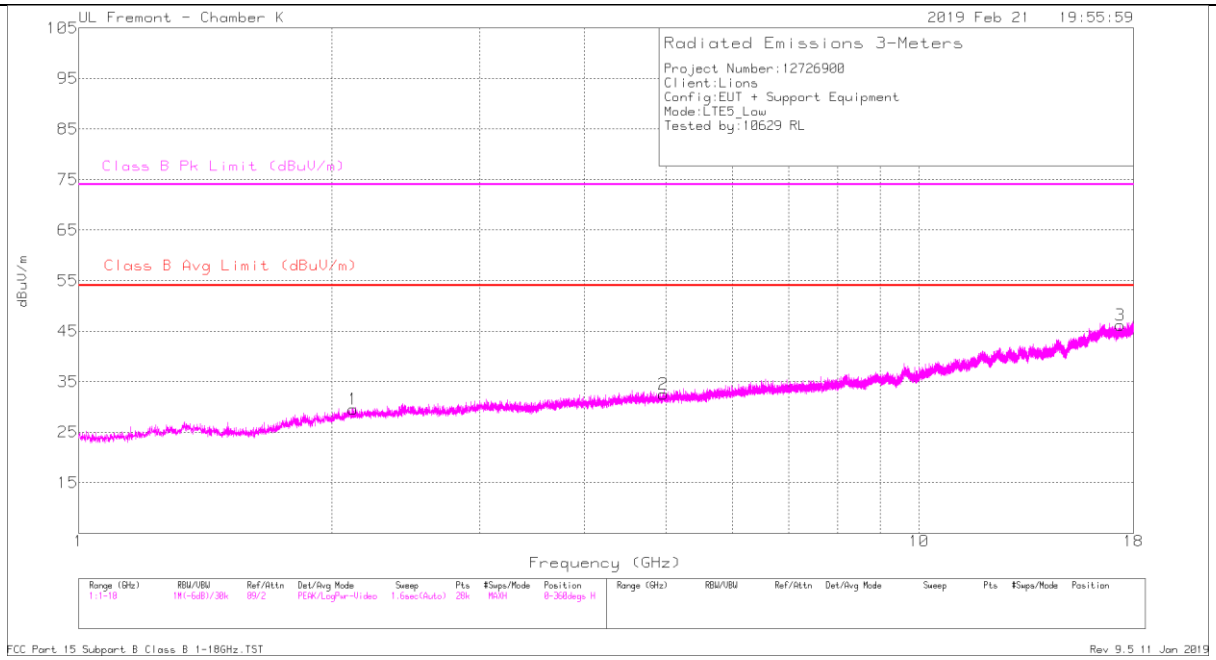

HORIZONTAL

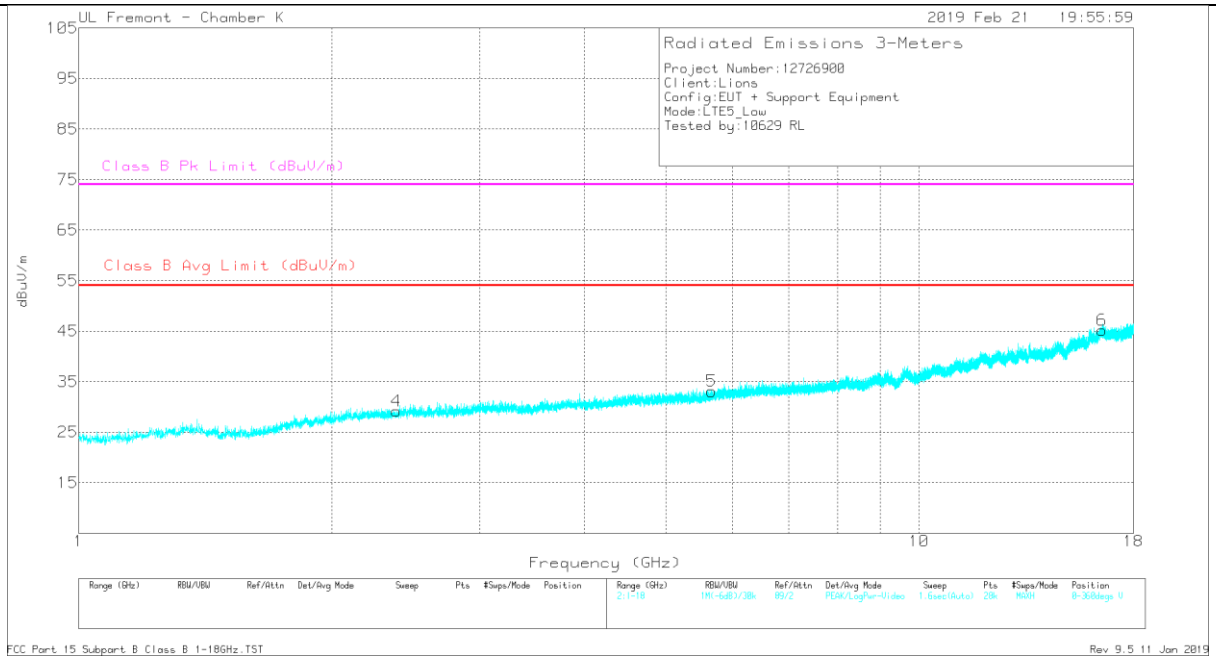

VERTICAL

This report shall not be reproduced except in full, without the written approval of UL Verification Services Inc.

RADIATED EMISSIONS

Frequency (GHz)	Meter Reading (dBuV)	Det	AF T344 (dB/m)	Amp/Cbl (dB)	Corrected Reading dBuV/m	Class B Avg Limit (dBuV/m)	Margin (dB)	Class B Pk Limit (dBuV/m)	Margin (dB)	Azimuth (Degs)	Height (cm)	Polarity
2.122	33.72	Pk	31.6	-35.4	29.92	-	-	74	-44.08	248	135	H
2.122	20.21	Av	31.6	-35.4	16.41	54	-37.59	-	-	248	135	H
4.963	28.75	Pk	34.2	-30.9	32.05	-	-	74	-41.95	167	135	H
4.963	16.25	Av	34.2	-30.9	19.55	54	-34.45	-	-	167	135	H
17.36	20.56	Pk	41.3	-17.1	44.76	-	-	74	-29.24	115	366	H
17.36	8.42	Av	41.3	-17.1	32.62	54	-21.38	-	-	115	366	H
2.389	42.63	Pk	31.9	-35.3	39.23	-	-	74	-34.77	228	341	V
2.389	29.26	Av	31.9	-35.3	25.86	54	-28.14	-	-	228	341	V
5.665	37.44	Pk	34.7	-29.4	42.74	-	-	74	-31.26	293	232	V
5.665	24.03	Av	34.7	-29.4	29.33	54	-24.67	-	-	293	232	V
16.516	30.34	Pk	41.8	-17.7	54.44	-	-	74	-19.56	285	314	V
16.516	17.75	Av	41.8	-17.7	41.85	54	-12.15	-	-	285	314	V

Pk - Peak detector
Av - Average detection

This report shall not be reproduced except in full, without the written approval of UL Verification Services Inc.

MID CHANNEL

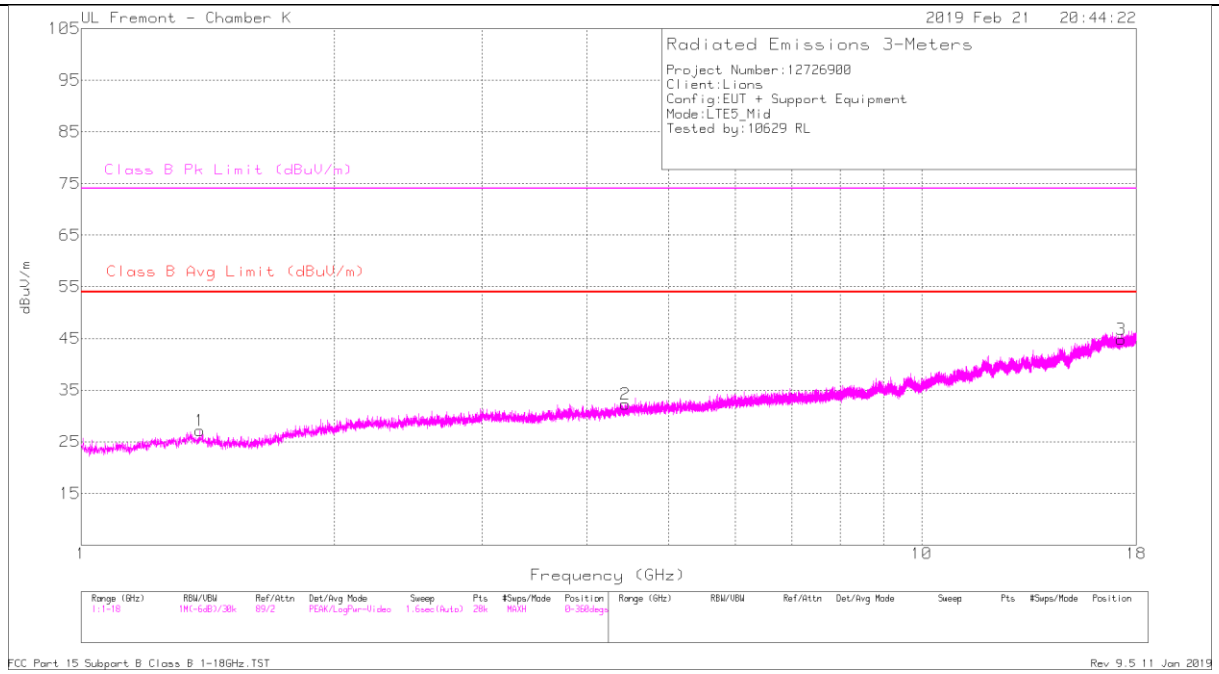

HORIZONTAL

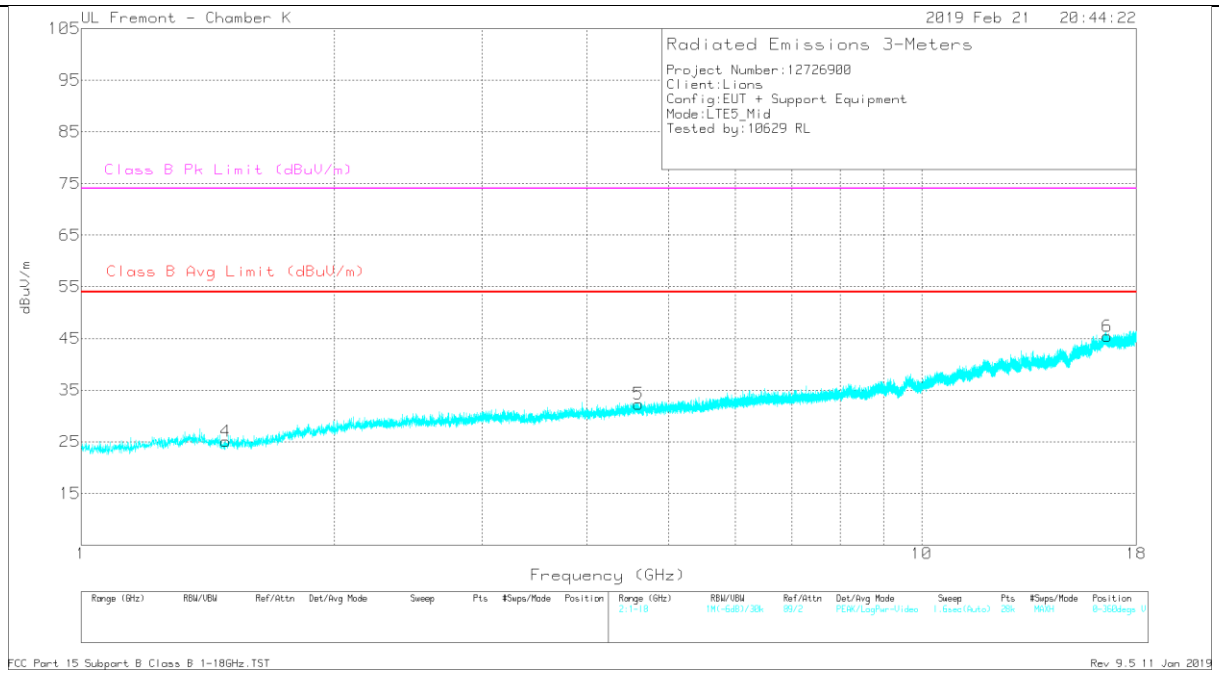

VERTICAL

This report shall not be reproduced except in full, without the written approval of UL Verification Services Inc.

RADIATED EMISSIONS

Frequency (GHz)	Meter Reading (dBuV)	Det	AF T344 (dB/m)	Amp/Cbl (dB)	Corrected Reading dBuV/m	Class B Avg Limit (dBuV/m)	Margin (dB)	Class B Pk Limit (dBuV/m)	Margin (dB)	Azimuth (Degs)	Height (cm)	Polarity
1.384	32.76	Pk	29.1	-35.5	26.36	-	-	74	-47.64	147	247	H
1.384	19.92	Av	29.1	-35.5	13.52	54	-40.48	-	-	147	247	H
4.44	29.44	Pk	33.8	-31.6	31.64	-	-	74	-42.36	218	185	H
4.44	16.86	Av	33.8	-31.6	19.06	54	-34.94	-	-	218	185	H
17.266	21.95	Pk	41.3	-17.4	45.85	-	-	74	-28.15	8	130	H
17.266	9	Av	41.3	-17.4	32.9	54	-21.1	-	-	8	130	H
1.487	42.32	Pk	28.2	-35.4	35.12	-	-	74	-38.88	108	286	V
1.487	29.14	Av	28.2	-35.4	21.94	54	-32.06	-	-	108	286	V
4.604	39.13	Pk	34.1	-31.1	42.13	-	-	74	-31.87	43	384	V
4.604	25.44	Av	34.1	-31.1	28.44	54	-25.56	-	-	43	384	V
16.624	30.91	Pk	41.9	-17.8	55.01	-	-	74	-18.99	218	221	V
16.624	18.23	Av	41.9	-17.8	42.33	54	-11.67	-	-	218	221	V

Pk - Peak detector
Av - Average detection

UL VERIFICATION SERVICES INC. FORM NO: CCSUP4031B
47173 Benicia Street, Fremont, CA 94538; USA TEL:(510) 771-1000 FAX:(510) 661-0888
This report shall not be reproduced except in full, without the written approval of UL Verification Services Inc.

HIGH CHANNEL

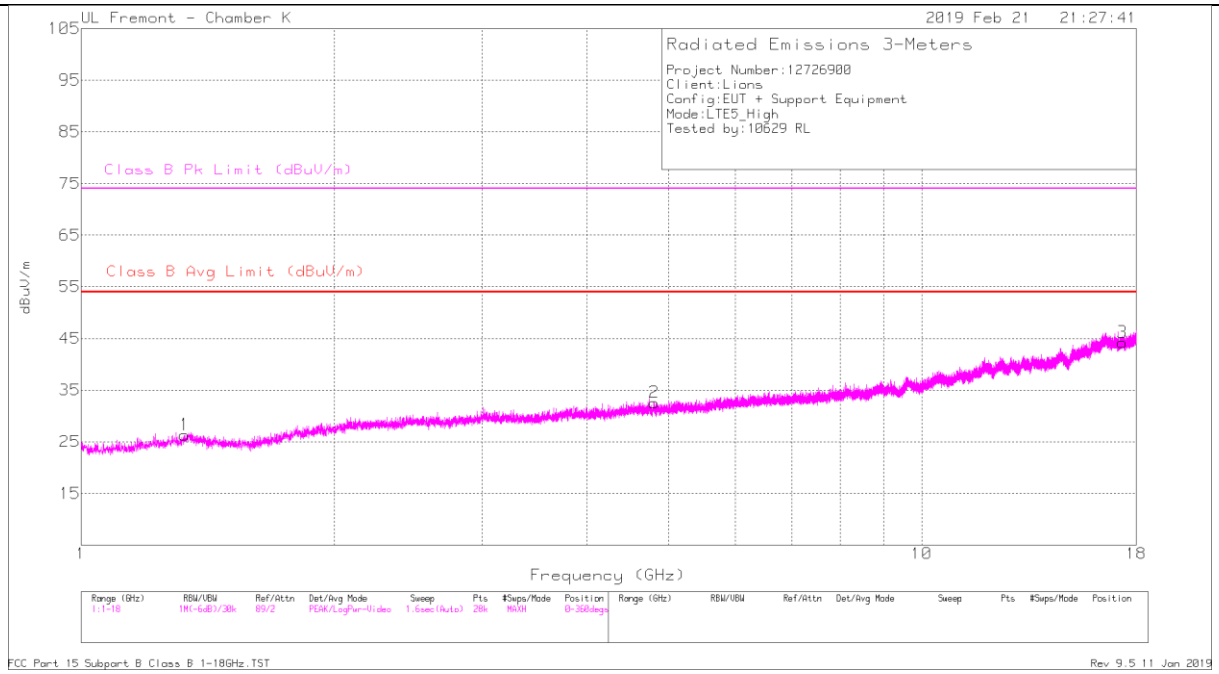

HORIZONTAL

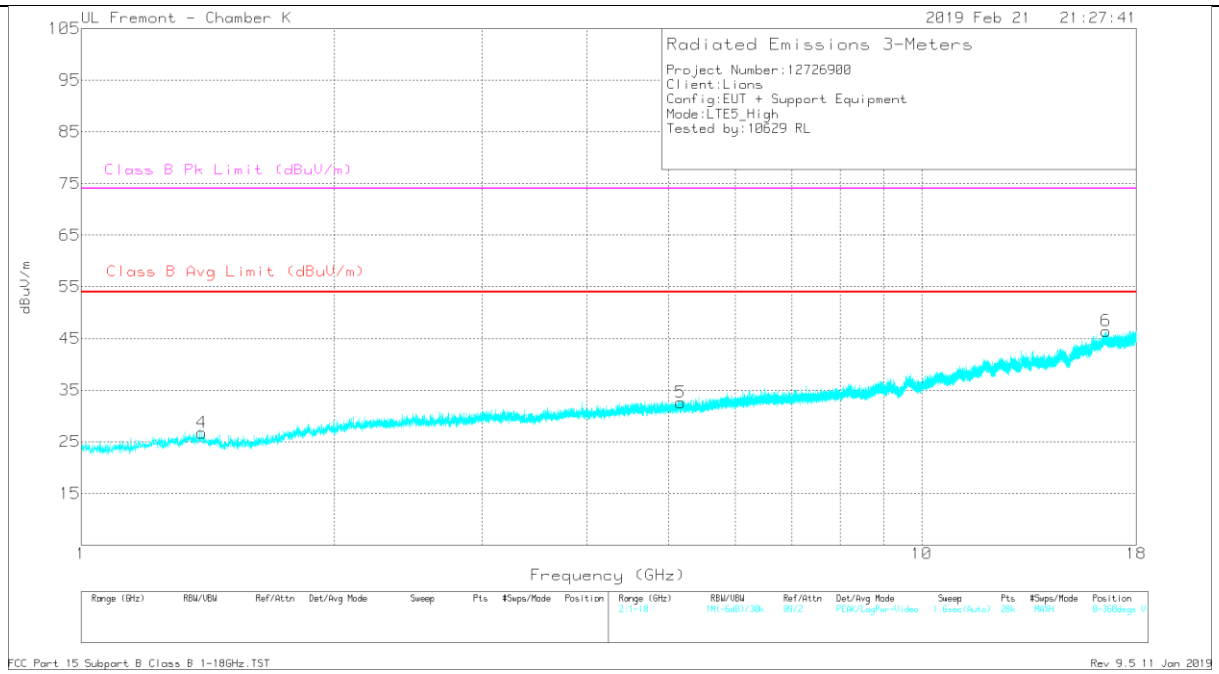

VERTICAL

This report shall not be reproduced except in full, without the written approval of UL Verification Services Inc.

RADIATED EMISSIONS

Frequency (GHz)	Meter Reading (dBuV)	Det	AF T344 (dB/m)	Amp/Cbl (dB)	Corrected Reading dBuV/m	Class B Avg Limit (dBuV/m)	Margin (dB)	Class B Pk Limit (dBuV/m)	Margin (dB)	Azimuth (Degs)	Height (cm)	Polarity
1.327	32.66	Pk	29.1	-35.4	26.36	-	-	74	-47.64	198	280	H
1.327	19.96	Av	29.1	-35.4	13.66	54	-40.34	-	-	198	280	H
4.803	39.31	Pk	34.2	-31.2	42.31	-	-	74	-31.69	130	363	H
4.803	25.74	Av	34.2	-31.2	28.74	54	-25.26	-	-	130	363	H
17.331	30.41	Pk	41.3	-17.2	54.51	-	-	74	-19.49	328	108	H
17.331	17.69	Av	41.3	-17.2	41.79	54	-12.21	-	-	328	108	H
1.393	42.65	Pk	29	-35.4	36.25	-	-	74	-37.75	337	246	V
1.393	29.28	Av	29	-35.4	22.88	54	-31.12	-	-	337	246	V
5.167	38.69	Pk	34.4	-30.5	42.59	-	-	74	-31.41	230	363	V
5.167	25.15	Av	34.4	-30.5	29.05	54	-24.95	-	-	230	363	V
16.559	30.09	Pk	41.9	-17.7	54.29	-	-	74	-19.71	150	156	V
16.559	17.91	Av	41.9	-17.7	42.11	54	-11.89	-	-	150	156	V

Pk - Peak detector
Av - Average detection

UL VERIFICATION SERVICES INC. FORM NO: CCSUP4031B
47173 Benicia Street, Fremont, CA 94538; USA TEL:(510) 771-1000 FAX:(510) 661-0888
This report shall not be reproduced except in full, without the written approval of UL Verification Services Inc.