11. SETUP PHOTOS

RADIATED RF AND AC LINE CONDUCTED MEASUREMENT SETUP

AC LINE CONDUCTED (FRONT)



AC LINE CONDUCTED (BACK)



BELOW 30MHz (FRONT)

BELOW 30MHz (BACK)



BELOW 1GHz (FRONT)



BELOW 1GHz (BACK)

This report shall not be reproduced except in full, without the written approval of UL Verification Services Inc.

LOOP ANTENNA ORIENTATIONS

PARALLEL

PERPENDICULAR



GROUND-PARALLEL

This report shall not be reproduced except in full, without the written approval of UL Verification Services Inc.

ORIENTATIONS AND FREQUENCY TOLERANCE OVE EXTREME CONDITIONS

X-ORIENTATION

Y-ORIENTATION

Z-ORIENTATION

FREQUENCY TOLERANCE OVER EXTREME CONDITIONS

END OF TEST REPORT

This report shall not be reproduced except in full, without the written approval of UL Verification Services Inc.