12. SETUP PHOTOS

12.1. SM-A705FN/DS (ORIGINAL)

ANTENNA PORT AND AC LINE CONDUCTED SETUP

RF ANTENNA PORT CONDUCTED

AC LINE CONDUCTED (FRONT)

AC LINE CONDUCTED (BACK)

UL VERIFICATION SERVICES INC.
47173 Benicia Street, Fremont, CA 94538; USA TEL:(510) 319-4000 FAX:(510) 661-0888
This report shall not be reproduced except in full, without the written approval of UL Verification Services Inc.

RADIATED RF MEASUREMENT SETUP



BELOW 30MHz (FRONT)



BELOW 30MHz (BACK)

BELOW 1GHz (FRONT)



BELOW 1GHz (BACK)



ABOVE 1GHz (FRONT)



ABOVE 1GHz (BACK)

UL VERIFICATION SERVICES INC.
47173 Benicia Street, Fremont, CA 94538; USA TEL:(510) 319-4000 FAX:(510) 661-0888
This report shall not be reproduced except in full, without the written approval of UL Verification Services Inc.

ORIENTATIONS

X-ORIENTATION

Y-ORIENTATION

Z-ORIENTATION

UL VERIFICATION SERVICES INC.
47173 Benicia Street, Fremont, CA 94538; USA TEL:(510) 319-4000 FAX:(510) 661-0888
This report shall not be reproduced except in full, without the written approval of UL Verification Services Inc.

12.2. SM-A705MN/DS(Spot Check)

RADIATED RF MEASUREMENT SETUP

	
ABOVE 1GHz (FRONT)	**ABOVE 1GHz (BACK)**

END OF TEST REPORT

UL VERIFICATION SERVICES INC.
47173 Benicia Street, Fremont, CA 94538; USA TEL:(510) 319-4000 FAX:(510) 661-0888
This report shall not be reproduced except in full, without the written approval of UL Verification Services Inc.