Appendix B : Cellular receiver Part15B test results

1. ATTESTATION OF TEST RESULTS

COMPANY NAME: SAMSUNG ELECTRONICS CO., LTD.

EUT DESCRIPTION: GSM/WCDMA/LTE Phone with BT, DTS/UNII a/b/g/n/ac,ANT+ and NFC

MODEL NUMBER: SM-A705YN

SERIAL NUMBER: R38M4046RCB, R38M4046LGB

DATE TESTED: APR 10, 2019 – APR 29, 2019;

2. TEST METHODOLOGY

The tests documented in this report were performed in accordance with following methods.

1. FCC CFR 47 Part 2.
2. FCC CFR 47 Part 15.
3. ANSI C63.4 : 2014

3. EQUIPMENT UNDER TEST

3.1. DESCRIPTION OF EUT

The EUT is a GSM/WCDMA/LTE Phone with BT, DTS/UNII a/b/g/n/ac,ANT+ and NFC
.This test report addresses the WWAN receiver mode.
(GSM850/WCDMA B5/LTE B5/LTE B12/LTE B13)

3.2. TEST MODE

Mode	Description
GSM850	Communicating with Call simulator(CMW500)
WCDMA BAND 5	Communicating with Call simulator(CMW500)
LTE BAND 5	Communicating with Call simulator(CMW500)
LTE BAND 12	Communicating with Call simulator(CMW500)
LTE BAND 13	Communicating with Call simulator(CMW500)

UL Korea, Ltd. Confidential
This report shall not be reproduced except in full, without the written approval of UL Korea, Ltd.

3.1. WORST-CASE ORIENTATION

For LTE B12, the fundamental of the EUT was investigated in three orthogonal orientations X, Y and Z it was determined that X orientation was worst-case orientation.

For GSM850 / WCDMA B5 / LTE B5 / LTE B13, the fundamental of the EUT was investigated in three orthogonal orientations X, Y and Z it was determined that Z orientation was worst-case orientation.

Note : All radiated tests were performed connected with earphone and charger for evaluation of worst case mode.

3.2. DESCRIPTION OF TEST SETUP

SUPPORT EQUIPMENT

Support Equipment List				
Description	Manufacturer	Model	Serial Number	FCC ID
Charger	SAMSUNG	EP-TA800	R37M3690371SE3	N/A
Data Cable	SAMSUNG	EP-DA705BBE	N/A	N/A
Earphone	SAMSUNG	EHS64AVFBE	N/A	N/A

I/O CABLE

I/O Cable List						
Cable No	Port	# of identical ports	Connector Type	Cable Type	Cable Length (m)	Remarks
1	DC Power	1	C Type	Shielded	1m	N/A
2	Audio	2	Mini-Jack	Unshielded	1m	N/A

TEST SETUP

The EUT is continuously communicated to the call box during the tests.

UL Korea, Ltd. Suwon Laboratory FORM ID: FCC_22/24/27
218 Maeyeong-ro, Yeongtong-gu, Suwon-si, Gyeonggi-do, 16675, Korea TEL: (031) 337-9902 FAX: (031) 213-5433
UL Korea, Ltd. Confidential
This report shall not be reproduced except in full, without the written approval of UL Korea, Ltd.

SETUP DIAGRAM FOR TESTS (RADIATED TEST SETUP)

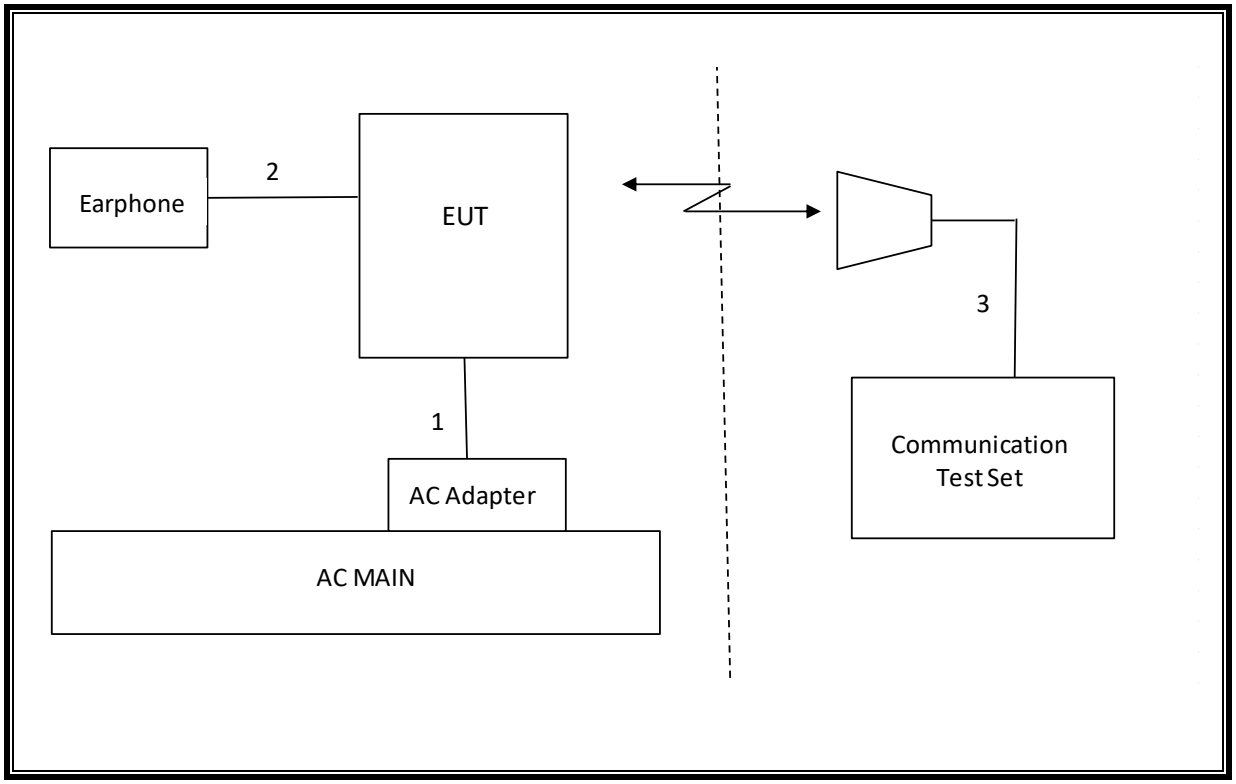

UL Korea, Ltd. Suwon Laboratory FORM ID: FCC_22/24/27
218 Maeyeong-ro, Yeongtong-gu, Suwon-si, Gyeonggi-do, 16675, Korea TEL: (031) 337-9902 FAX: (031) 213-5433
UL Korea, Ltd. Confidential
This report shall not be reproduced except in full, without the written approval of UL Korea, Ltd.

4. TEST AND MEASUREMENT EQUIPMENT

The following test and measurement equipment was utilized for the tests documented in this report:

Test Equipment List				
Description	**Manufacturer**	**Model**	**S/N**	**Cal Due**
Antenna, Tuned Dipole 400~1000 MHz	ETS	3121D DB4	00164753	06-30-19
Antenna, Horn, 40 GHz	ETS	3116C	00166155	08-14-20
Preamplifier	ETS	3116C-PA	00168841	08-09-19
Antenna, Horn, 40 GHz	ETS	3116C	00168645	12-04-19
Antenna, Bilog, 30MHz-1GHz	SCHWARZBECK	VULB9163	750	08-04-20
Antenna, Bilog, 30MHz-1GHz	SCHWARZBECK	VULB9163	845	08-04-20
Antenna, Bilog, 30MHz-1GHz	SCHWARZBECK	VULB9163	749	08-04-20
Antenna, Horn, 18 GHz	ETS	3115	00167211	08-04-20
Antenna, Horn, 18 GHz	ETS	3115	00161451	08-04-20
Antenna, Horn, 18 GHz	ETS	3117	00168724	08-04-20
Antenna, Horn, 18 GHz	ETS	3117	00205959	08-04-20
Antenna, Horn, 18 GHz	ETS	3117	00168717	08-04-20
Communications Test Set	R&S	CMW500	115331	08-07-19
Preamplifier, 1000 MHz	Sonoma	310N	341282	08-07-19
Preamplifier, 1000 MHz	Sonoma	310N	370599	08-06-19
Preamplifier, 1000 MHz	Sonoma	310N	351741	08-07-19
Preamplifier, 18 GHz	Miteq	AFS42-00101800-25-S-42	1876511	08-07-19
Preamplifier, 18 GHz	Miteq	AFS42-00101800-25-S-42	2029169	08-07-19
Preamplifier, 18 GHz	Miteq	AFS42-00101800-25-S-42	1896138	08-07-19
EMI Test Receive, 40 GHz	R&S	ESU40	100439	08-06-19
EMI Test Receive, 40 GHz	R&S	ESU40	100457	08-06-19
EMI Test Receive, 44 GHz	R&S	ESW40	101590	08-06-19
High Pass Filter 1.2GHz	Micro-Tronics	HPM50108-02	G005	08-08-19
High Pass Filter 1.2GHz	Micro-Tronics	HPM50108-02	G006	08-08-19
High Pass Filter 2.8GHz	Micro-Tronics	HPM50111-02	010	08-08-19
High Pass Filter 2.8GHz	Micro-Tronics	HPM50111-02	011	08-08-19
High Pass Filter 4GHz	Micro-Tronics	HPM50118-02	G001	08-08-19
High Pass Filter 4GHz	Micro-Tronics	HPM50118-02	G002	08-08-19
Attenuator	PASTERNACK	PE7087-10	A009	08-08-19
Attenuator	PASTERNACK	PE7087-10	A001	08-08-19
Attenuator	PASTERNACK	PE7087-10	A008	08-08-19
Attenuator	PASTERNACK	PE7087-10	2	08-07-19
Attenuator	PASTERNACK	PE7395-10	A011	08-08-19
Antenna, Loop, 9kHz-30MHz	R&S	HFH2-Z2	100418	10-26-19
UL Software				
Description	**Manufacturer**	**Model**	**Version**	
Radiated software	UL	UL EMC	Ver 9.5	

UL Korea, Ltd. Confidential
This report shall not be reproduced except in full, without the written approval of UL Korea, Ltd.

5. APPLICABLE LIMIYS AND TEST RESULTS

. TEST PROCEDURE

ANSI C63.4: 2014

LIMIT

§15.109 (a) Except for Class A digital devices, the field strength of radiated emissions from unintentional radiators at a distance of 3 meters shall not exceed the following values:

Limits for radiated disturbance of Class B ITE at measuring distance of 3 m	
Frequency range (MHz)	Quasi-peak limits (dBµV/m)
30 to 88	40
88 to 216	43.5
216 to 960	46
Above 960 MHz	54
Note: The lower limit shall apply at the transition frequency.	

UL Korea, Ltd. Confidential
This report shall not be reproduced except in full, without the written approval of UL Korea, Ltd.

5.1. Above 1 GHz in the GSM850

LOW CHANNEL(869.2MHz)

HORIZONTAL PEAK PLOT

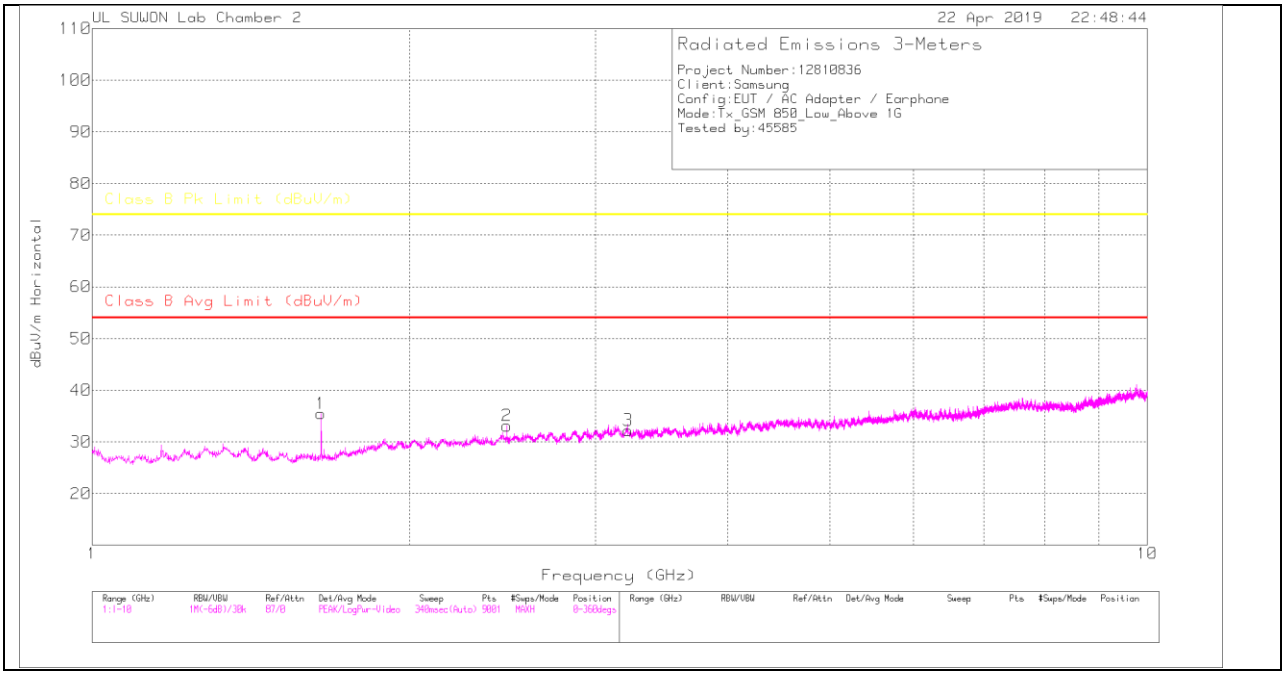

VERTICAL PEAK PLOT

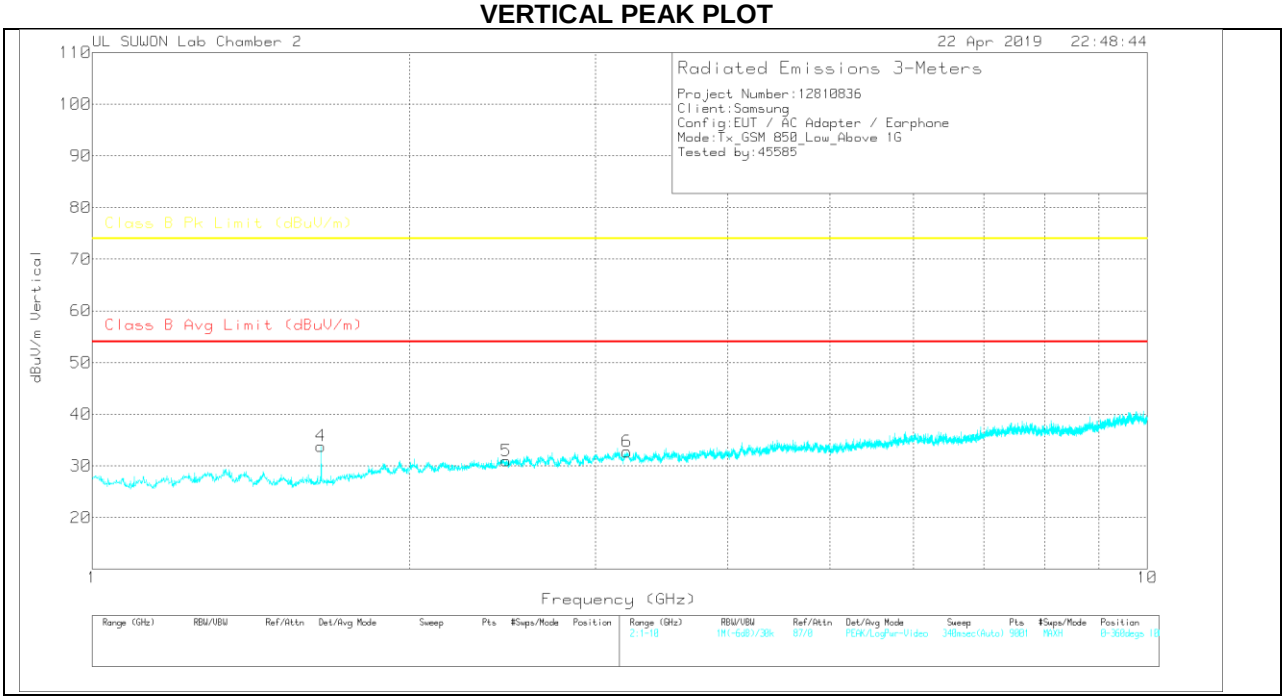

UL Korea, Ltd. Confidential
This report shall not be reproduced except in full, without the written approval of UL Korea, Ltd.

DATA

Trace Markers

Marker	Frequency (GHz)	Meter Reading (dBuV)	Det	3117_00168724	1-18GHz[dB]	1GHz_HPF	Corrected Reading dBuV/m	Class B Avg Limit (dBuV/m)	Av(CISPR)Margin (dB)	Class B Pk Limit (dBuV/m)	Margin (dB)	Azimuth (Degs)	Height (cm)	Polarity
1	1.648	37.95	PK	28.3	-31.4	.6	35.45	-	-	74	-38.55	0-360	100	H
2	2.472	30.83	PK	31.8	-30.2	.7	33.13	-	-	74	-40.87	0-360	200	H
3	3.221	28.42	PK	32.9	-29.7	.6	32.22	-	-	74	-41.78	0-360	200	H
4	1.648	36.34	PK	28.3	-31.4	.6	33.84	-	-	74	-40.16	0-360	200	V
5	2.468	28.79	PK	31.8	-30.3	.7	30.99	-	-	74	-43.01	0-360	100	V
6	3.214	28.95	PK	32.9	-29.7	.6	32.75	-	-	74	-41.25	0-360	100	V

PK – Peak Detector

Note: Unwanted emissions on the harmonic frequency were generated from the call-simulator with the TX and RX signals.

UL Korea, Ltd. Suwon Laboratory FORM ID: FCC_22/24/27
218 Maeyeong-ro, Yeongtong-gu, Suwon-si, Gyeonggi-do, 16675, Korea TEL: (031) 337-9902 FAX: (031) 213-5433
UL Korea, Ltd. Confidential
This report shall not be reproduced except in full, without the written approval of UL Korea, Ltd.

MID CHANNEL(881.6MHz)

HORIZONTAL PEAK PLOT

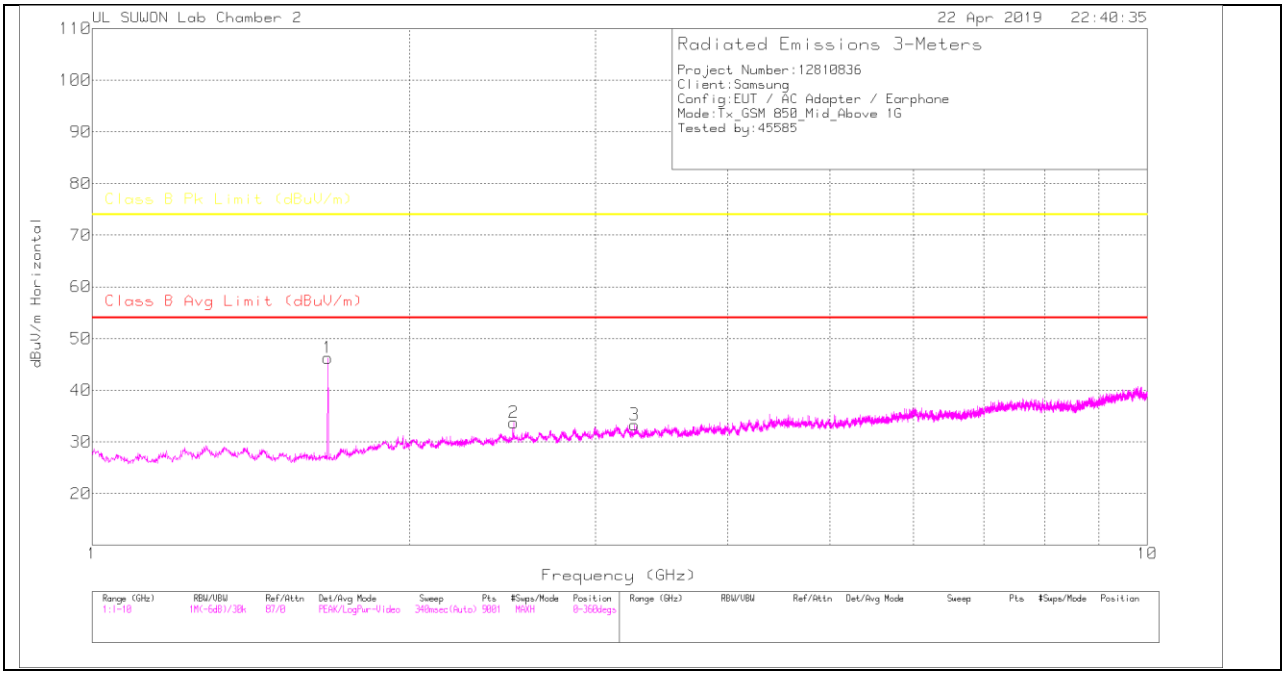

VERTICAL PEAK PLOT

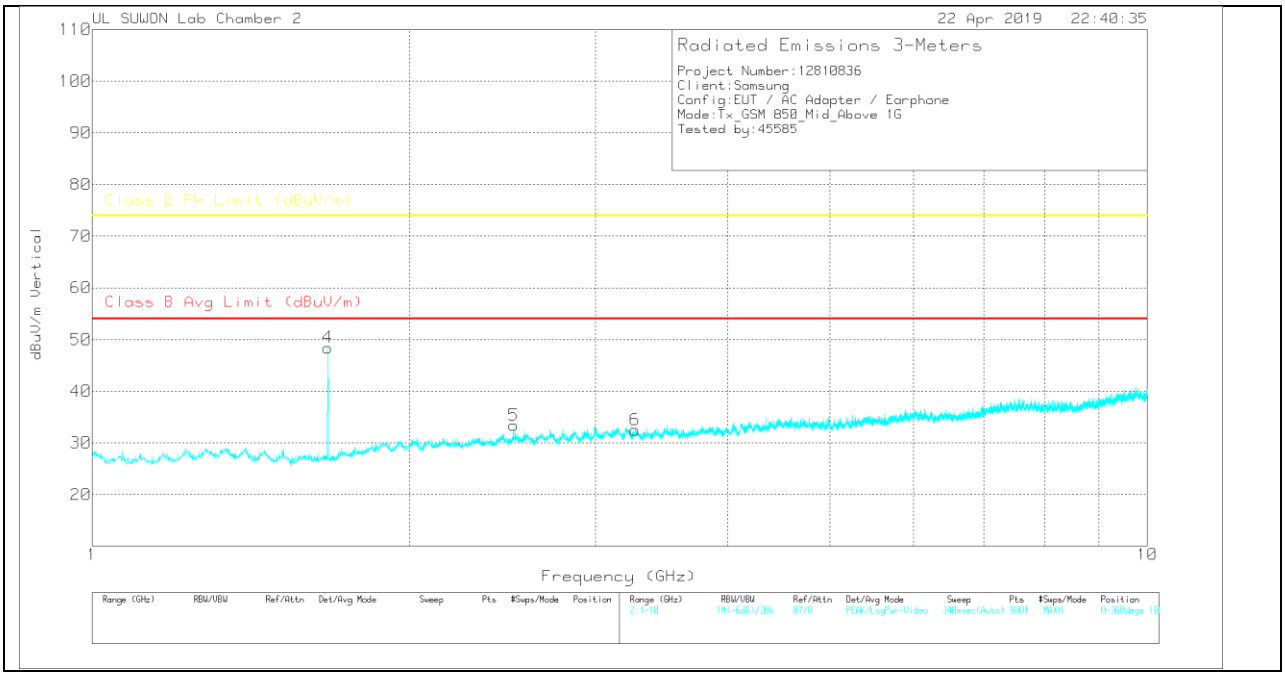

UL Korea, Ltd. Confidential
This report shall not be reproduced except in full, without the written approval of UL Korea, Ltd.

DATA

Trace Markers

Marker	Frequency (GHz)	Meter Reading (dBuV)	Det	3117_00168724	1-18GHz[dB]	1GHz_HPF	Corrected Reading dBuV/m	Class B Avg Limit (dBuV/m)	Av(CISPR)Margin (dB)	Class B Pk Limit (dBuV/m)	Margin (dB)	Azimuth (Degs)	Height (cm)	Polarity
1	1.673	48.56	PK	28.5	-31.3	.5	46.26	-	-	74	-27.74	0-360	100	H
2	2.51	31.63	PK	31.9	-30.3	.5	33.73	-	-	74	-40.27	0-360	200	H
3	3.265	29.62	PK	32.8	-29.9	.8	33.32	-	-	74	-40.68	0-360	200	H
4	1.673	50.75	PK	28.5	-31.3	.5	48.45	-	-	74	-25.55	0-360	200	V
5	2.509	31.28	PK	31.9	-30.3	.5	33.38	-	-	74	-40.62	0-360	100	V
6	3.272	28.91	PK	32.7	-29.8	.7	32.51	-	-	74	-41.49	0-360	200	V

PK – Peak Detector

Note: Unwanted emissions on the harmonic frequency were generated from the call-simulator with the TX and RX signals.

UL Korea, Ltd. Suwon Laboratory FORM ID: FCC_22/24/27
218 Maeyeong-ro, Yeongtong-gu, Suwon-si, Gyeonggi-do, 16675, Korea TEL: (031) 337-9902 FAX: (031) 213-5433
UL Korea, Ltd. Confidential
This report shall not be reproduced except in full, without the written approval of UL Korea, Ltd.

HIGH CHANNEL(893.8MHz)

HORIZONTAL PEAK PLOT

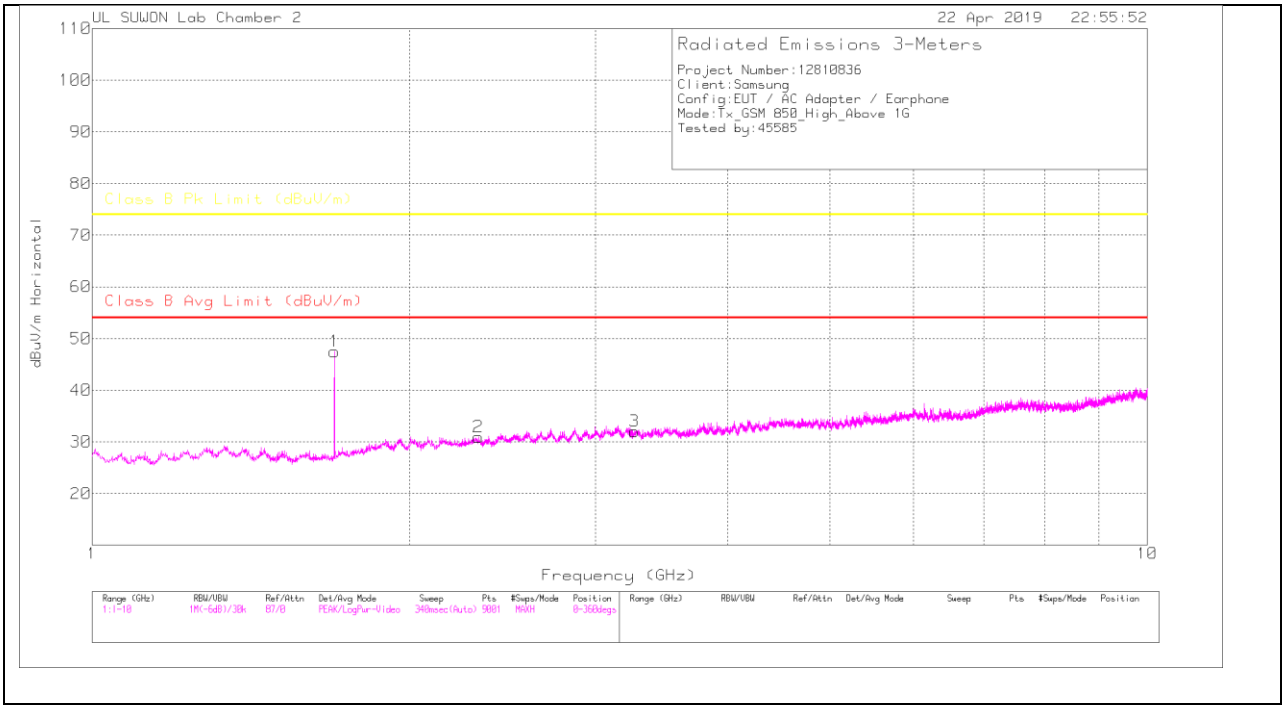

VERTICAL PEAK PLOT

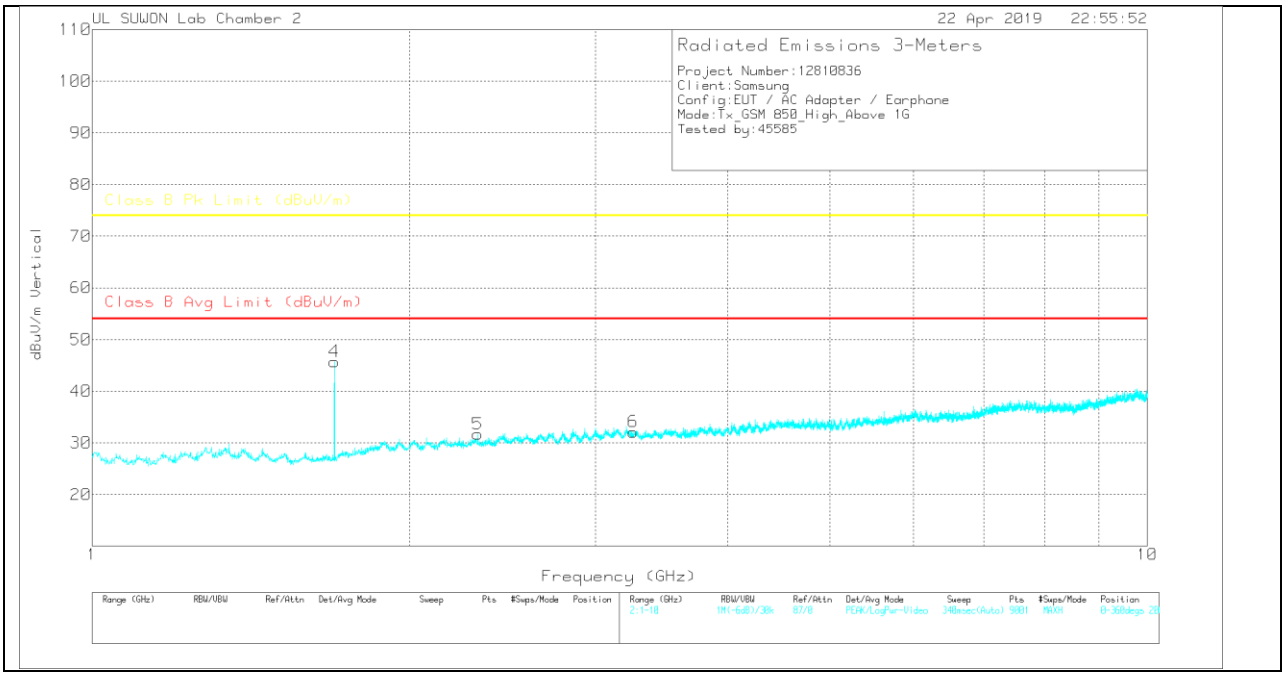

UL Korea, Ltd. Confidential
This report shall not be reproduced except in full, without the written approval of UL Korea, Ltd.

DATA

Trace Markers

Marker	Frequency (GHz)	Meter Reading (dBuV)	Det	3117_00168724	1-18GHz[dB]	1GHz_HPF	Corrected Reading dBuV/m	Class B Avg Limit (dBuV/m)	Av(CISPR)Margin (dB)	Class B Pk Limit (dBuV/m)	Margin (dB)	Azimuth (Degs)	Height (cm)	Polarity
1	1.697	49.59	PK	28.6	-31.3	.6	47.49	-	-	74	-26.51	0-360	100	H
2	2.323	29.43	PK	31.5	-30.8	.8	30.93	-	-	74	-43.07	0-360	100	H
3	3.266	28.23	PK	32.8	-29.8	.8	32.03	-	-	74	-41.97	0-360	100	H
4	1.697	47.83	PK	28.6	-31.3	.6	45.73	-	-	74	-28.27	0-360	100	V
5	2.32	30.12	PK	31.5	-30.7	.8	31.72	-	-	74	-42.28	0-360	100	V
6	3.258	28.44	PK	32.8	-29.8	.7	32.14	-	-	74	-41.86	0-360	100	V

PK – Peak Detector

Note: Unwanted emissions on the harmonic frequency were generated from the call-simulator with the TX and RX signals.

UL Korea, Ltd. Suwon Laboratory FORM ID: FCC_22/24/27
218 Maeyeong-ro, Yeongtong-gu, Suwon-si, Gyeonggi-do, 16675, Korea TEL: (031) 337-9902 FAX: (031) 213-5433
UL Korea, Ltd. Confidential
This report shall not be reproduced except in full, without the written approval of UL Korea, Ltd.

5.2. Above 1 GHz in the WCDMA Band 5

LOW CHANNEL(871.4MHz)

HORIZONTAL PEAK PLOT

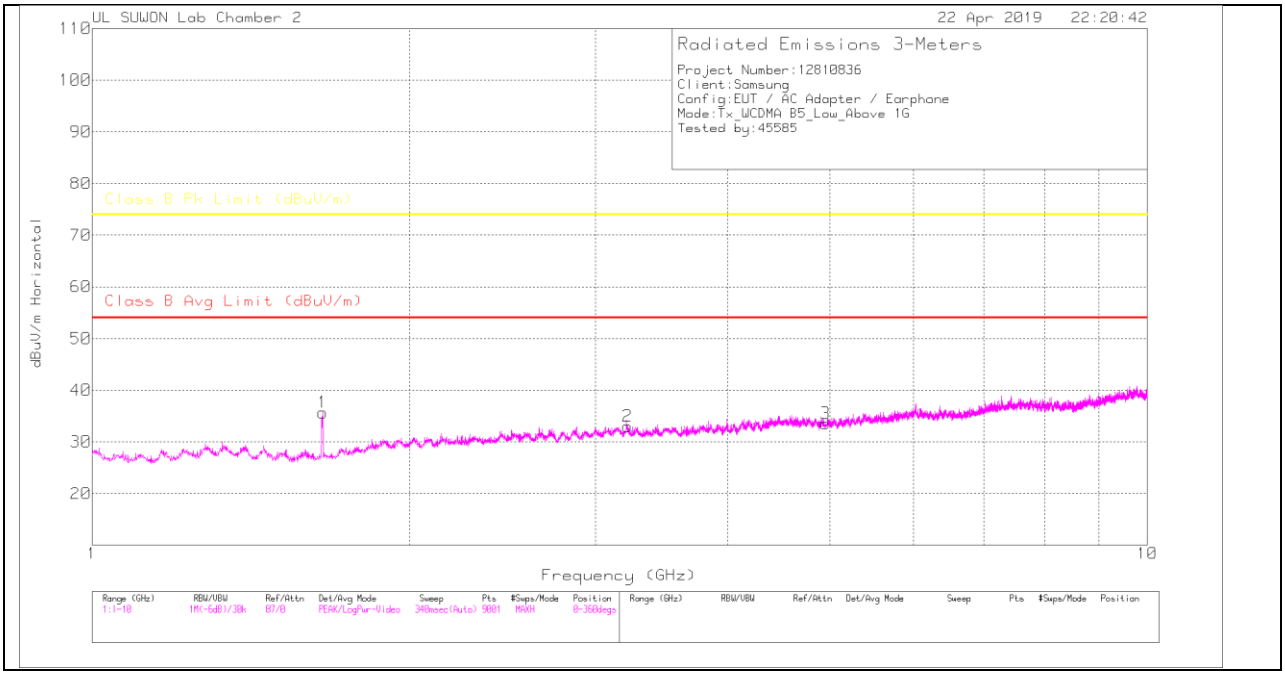

VERTICAL PEAK PLOT

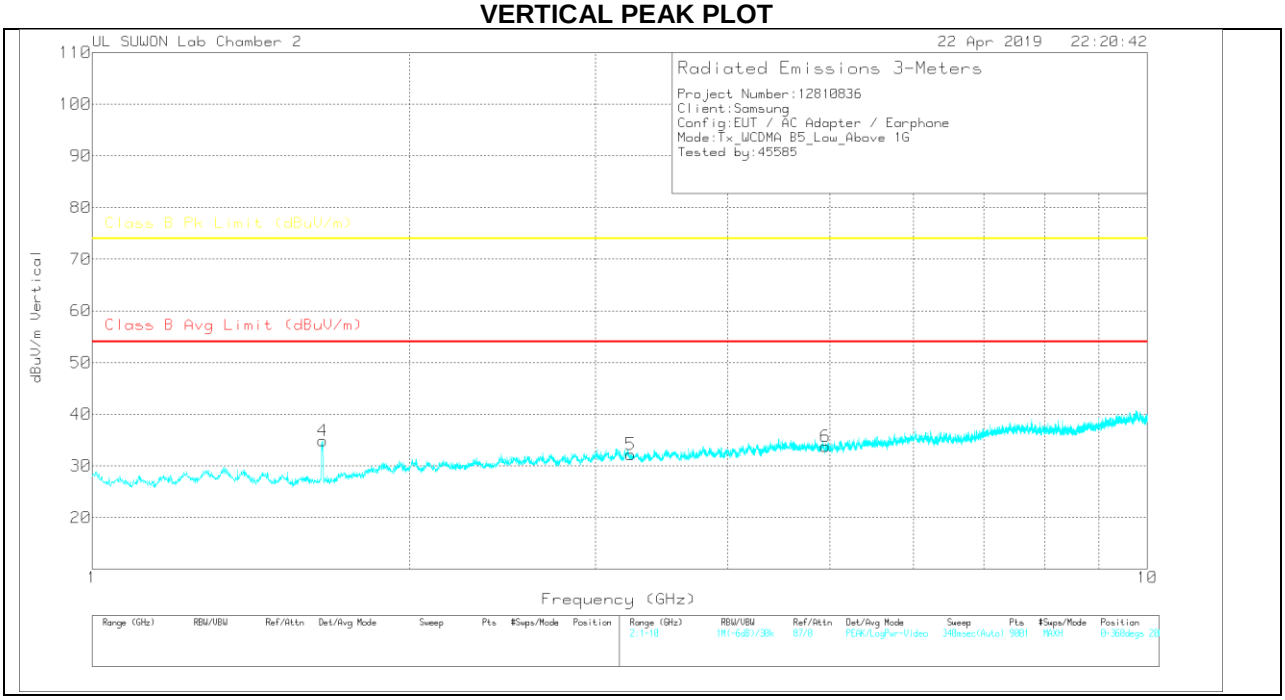

UL Korea, Ltd. Confidential
This report shall not be reproduced except in full, without the written approval of UL Korea, Ltd.

DATA

Trace Markers

Marker	Frequency (GHz)	Meter Reading (dBuV)	Det	3117_00168724	1-18GHz[dB]	1GHz_HPF	Corrected Reading dBuV/m	Class B Avg Limit (dBuV/m)	Av(CISPR)Margin (dB)	Class B Pk Limit (dBuV/m)	Margin (dB)	Azimuth (Degs)	Height (cm)	Polarity
1	1.654	38.38	PK	28.3	-31.5	.5	35.68	-	-	74	-38.32	0-360	200	H
2	3.218	29.2	PK	32.9	-29.7	.6	33	-	-	74	-41	0-360	100	H
3	4.953	27.45	PK	34.1	-28.4	.4	33.55	-	-	74	-40.45	0-360	200	H
4	1.654	37.56	PK	28.3	-31.5	.5	34.86	-	-	74	-39.14	0-360	200	V
5	3.24	28.32	PK	32.9	-29.7	.7	32.22	-	-	74	-41.78	0-360	100	V
6	4.953	27.69	PK	34.1	-28.4	.4	33.79	-	-	74	-40.21	0-360	200	V

PK – Peak Detector

Note: Unwanted emissions on the harmonic frequency were generated from the call-simulator with the TX and RX signals.

UL Korea, Ltd. Suwon Laboratory FORM ID: FCC_22/24/27
218 Maeyeong-ro, Yeongtong-gu, Suwon-si, Gyeonggi-do, 16675, Korea TEL: (031) 337-9902 FAX: (031) 213-5433
UL Korea, Ltd. Confidential
This report shall not be reproduced except in full, without the written approval of UL Korea, Ltd.

MID CHANNEL(881.6MHz)

HORIZONTAL PEAK PLOT

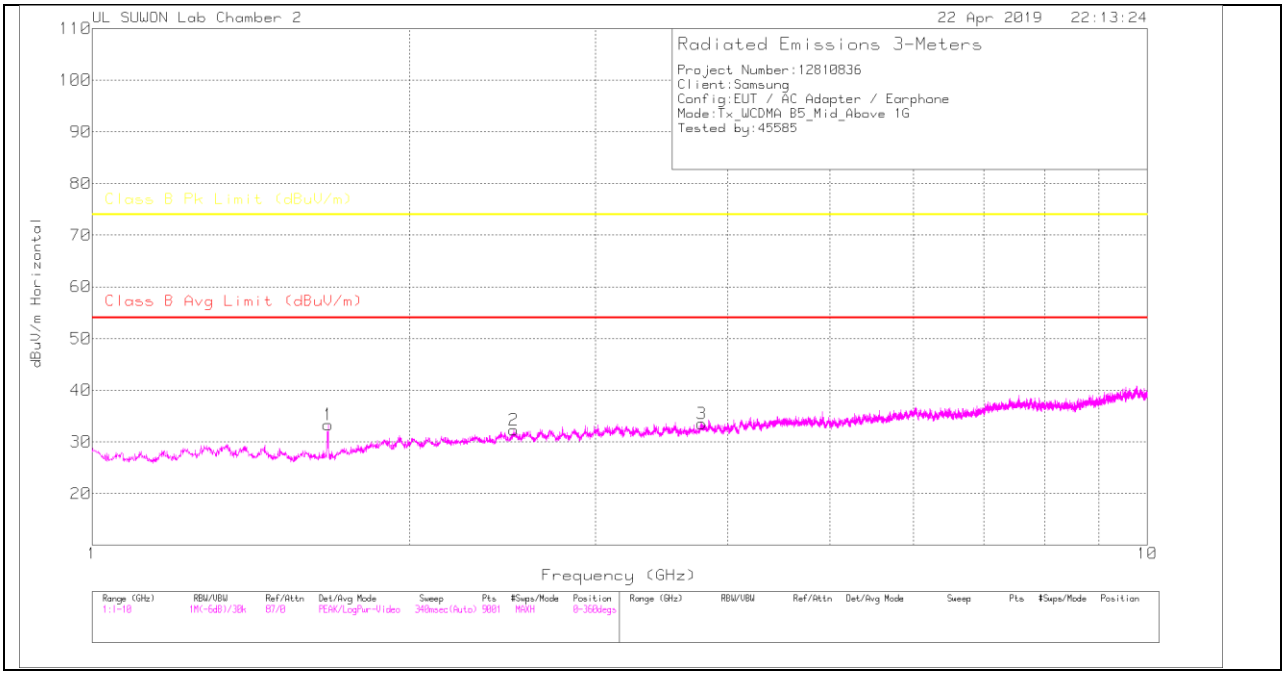

VERTICAL PEAK PLOT

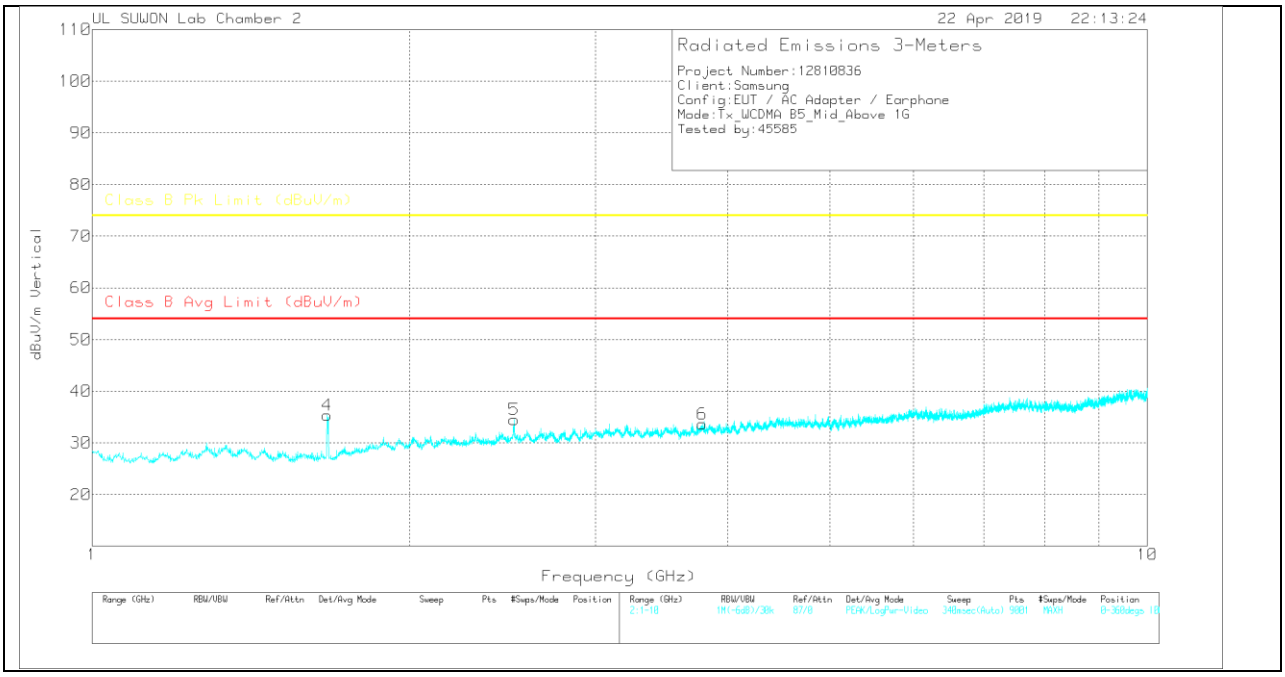

UL Korea, Ltd. Confidential
This report shall not be reproduced except in full, without the written approval of UL Korea, Ltd.

DATA

Trace Markers

Marker	Frequency (GHz)	Meter Reading (dBuV)	Det	3117_00168724	1-18GHz[dB]	1GHz_HPF	Corrected Reading dBuV/m	Class B Avg Limit (dBuV/m)	Av(CISPR)Margin (dB)	Class B Pk Limit (dBuV/m)	Margin (dB)	Azimuth (Degs)	Height (cm)	Polarity
1	1.674	35.71	PK	28.5	-31.4	.5	33.31	-	-	74	-40.69	0-360	100	H
2	2.51	30.21	PK	31.9	-30.3	.5	32.31	-	-	74	-41.69	0-360	200	H
3	3.783	29.02	PK	33.2	-29.2	.5	33.52	-	-	74	-40.48	0-360	200	H
4	1.671	37.74	PK	28.5	-31.4	.5	35.34	-	-	74	-38.66	0-360	200	V
5	2.512	32.32	PK	31.9	-30.2	.5	34.52	-	-	74	-39.48	0-360	200	V
6	3.786	29.14	PK	33.2	-29.2	.5	33.64	-	-	74	-40.36	0-360	200	V

PK – Peak Detector

Note: Unwanted emissions on the harmonic frequency were generated from the call-simulator with the TX and RX signals.

UL Korea, Ltd. Suwon Laboratory FORM ID: FCC_22/24/27
218 Maeyeong-ro, Yeongtong-gu, Suwon-si, Gyeonggi-do, 16675, Korea TEL: (031) 337-9902 FAX: (031) 213-5433
UL Korea, Ltd. Confidential
This report shall not be reproduced except in full, without the written approval of UL Korea, Ltd.

HIGH CHANNEL(891.6MHz)

HORIZONTAL PEAK PLOT

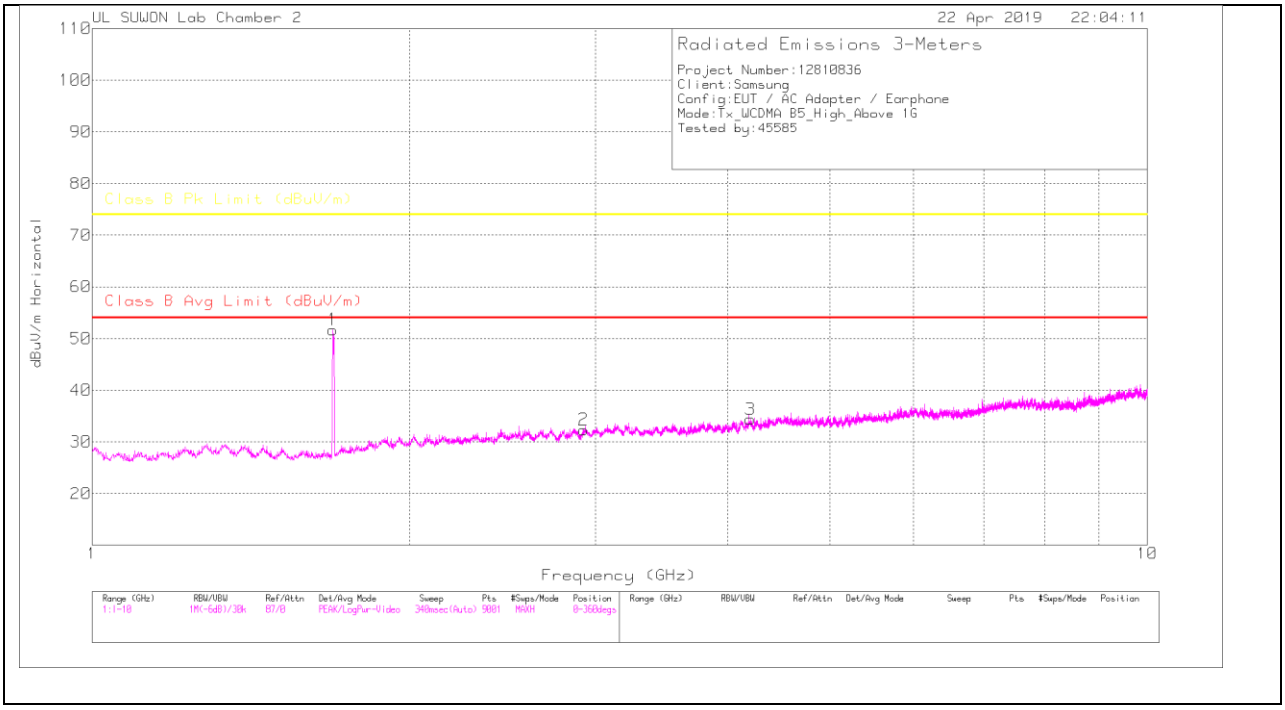

VERTICAL PEAK PLOT

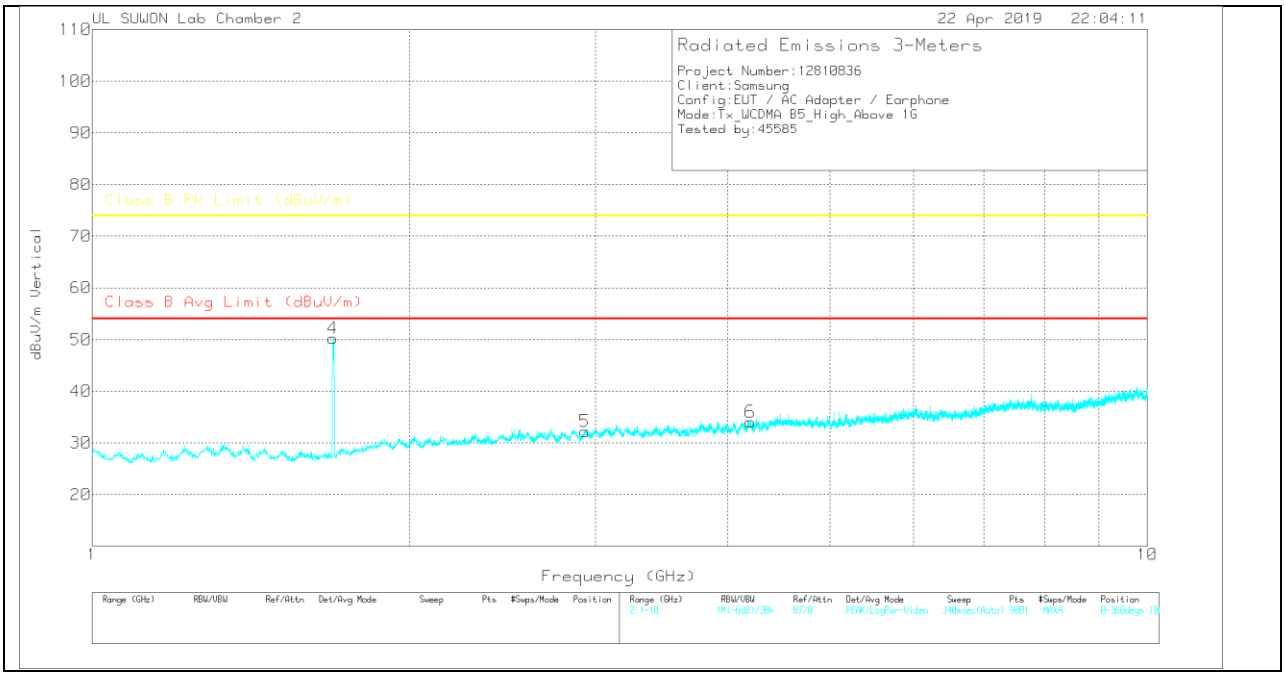

UL Korea, Ltd. Confidential
This report shall not be reproduced except in full, without the written approval of UL Korea, Ltd.

DATA

Trace Markers

Marker	Frequency (GHz)	Meter Reading (dBuV)	Det	3117_00168724	1-18GHz[dB]	1GHz_HPF	Corrected Reading dBuV/m	Class B Avg Limit (dBuV/m)	Av(CISPR)Margin (dB)	Class B Pk Limit (dBuV/m)	Margin (dB)	Azimuth (Degs)	Height (cm)	Polarity
1	1.691	53.7	PK	28.6	-31.2	.6	51.7	-	-	74	-22.3	0-360	100	H
2	2.923	29.76	PK	32.2	-30.2	.6	32.36	-	-	74	-41.64	0-360	200	H
3	4.206	28.78	PK	33.4	-28.2	.4	34.38	-	-	74	-39.62	0-360	200	H
4	1.691	52.24	PK	28.6	-31.2	.6	50.24	-	-	74	-23.76	0-360	200	V
5	2.932	29.42	PK	32.2	-30	.6	32.22	-	-	74	-41.78	0-360	200	V
6	4.206	28.44	PK	33.4	-28.2	.4	34.04	-	-	74	-39.96	0-360	200	V

PK – Peak Detector

Note: Unwanted emissions on the harmonic frequency were generated from the call-simulator with the TX and RX signals.

UL Korea, Ltd. Suwon Laboratory FORM ID: FCC_22/24/27
218 Maeyeong-ro, Yeongtong-gu, Suwon-si, Gyeonggi-do, 16675, Korea TEL: (031) 337-9902 FAX: (031) 213-5433
UL Korea, Ltd. Confidential
This report shall not be reproduced except in full, without the written approval of UL Korea, Ltd.

5.3. Above 1 GHz in the LTE Band 5

LOW CHANNEL(870.5MHz)

HORIZONTAL PEAK PLOT

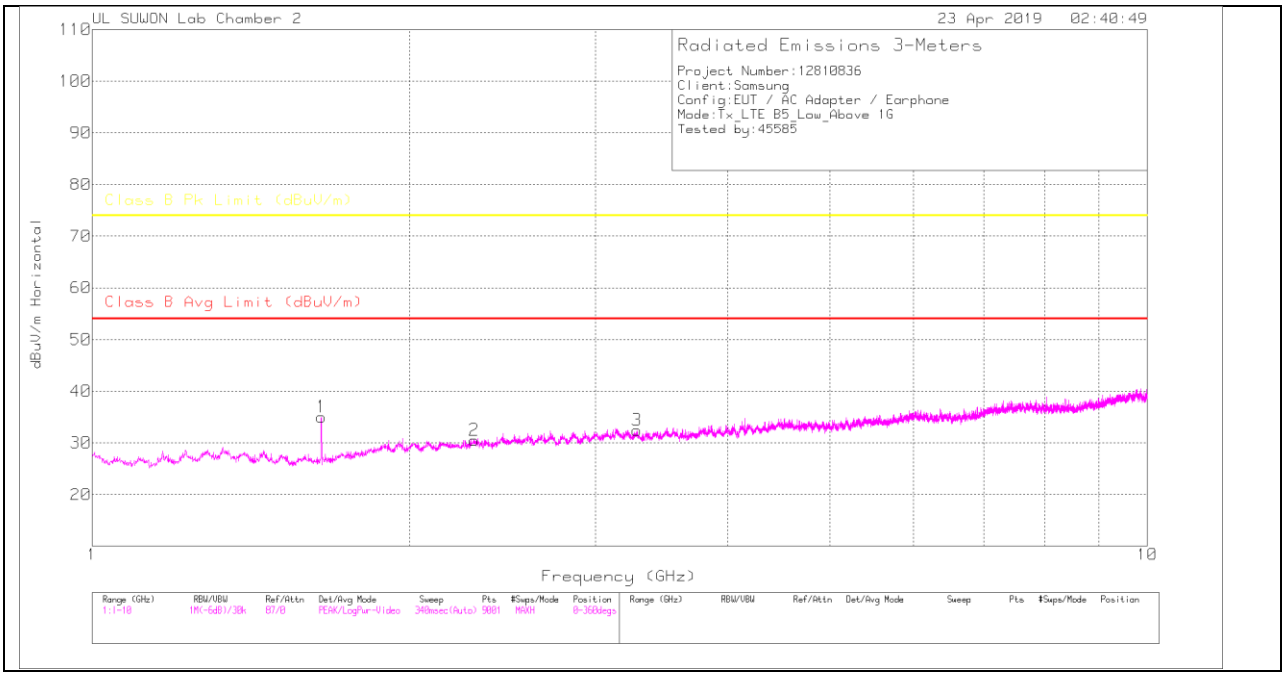

VERTICAL PEAK PLOT

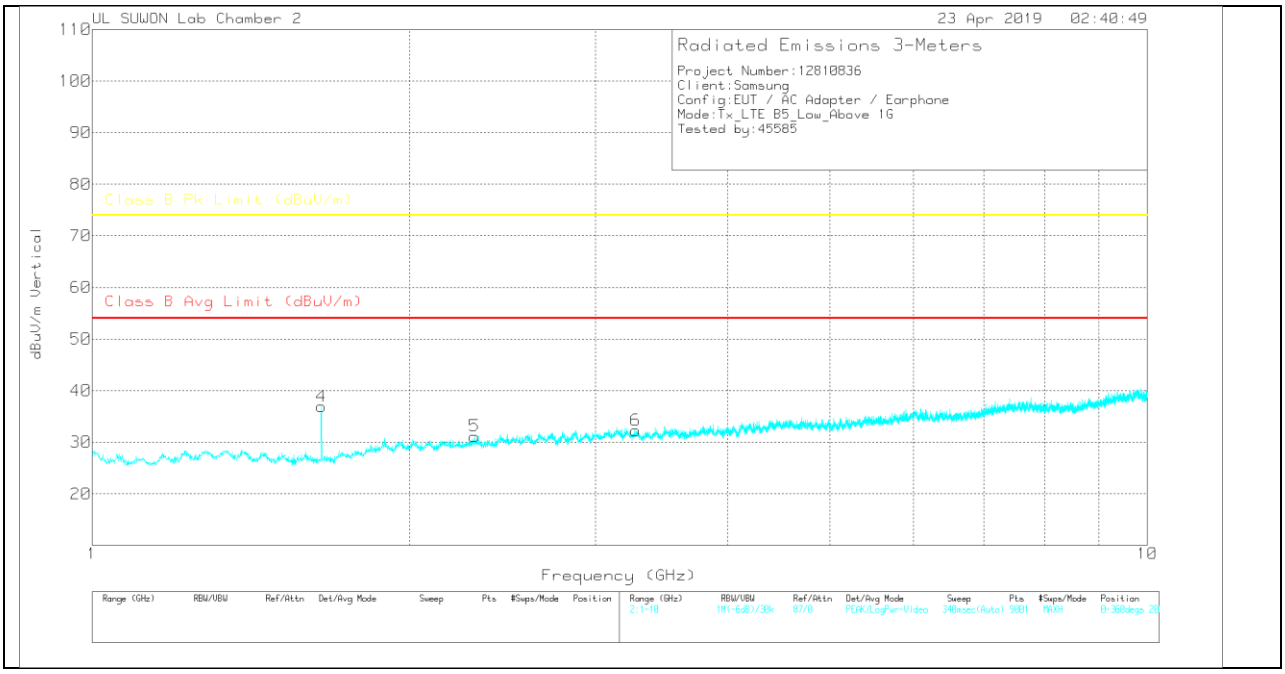

UL Korea, Ltd. Confidential
This report shall not be reproduced except in full, without the written approval of UL Korea, Ltd.

DATA

Trace Markers

Marker	Frequency (GHz)	Meter Reading (dBuV)	Det	3117_00168724	1-18GHz[dB]	1GHz_HPF	Corrected Reading dBuV/m	Class B Avg Limit (dBuV/m)	Av(CISPR)Margin (dB)	Class B Pk Limit (dBuV/m)	Margin (dB)	Azimuth (Degs)	Height (cm)	Polarity
1	1.649	37.53	PK	28.3	-31.4	.6	35.03	-	-	74	-38.97	0-360	100	H
2	2.302	28.92	PK	31.5	-30.8	.9	30.52	-	-	74	-43.48	0-360	200	H
3	3.284	29.07	PK	32.7	-30	.7	32.47	-	-	74	-41.53	0-360	200	H
4	1.649	39.41	PK	28.3	-31.4	.6	36.91	-	-	74	-37.09	0-360	200	V
5	2.304	29.56	PK	31.5	-30.8	.9	31.16	-	-	74	-42.84	0-360	100	V
6	3.275	28.77	PK	32.7	-29.9	.7	32.27	-	-	74	-41.73	0-360	200	V

PK – Peak Detector

Note: Unwanted emissions on the harmonic frequency were generated from the call-simulator with the TX and RX signals.

UL Korea, Ltd. Suwon Laboratory FORM ID: FCC_22/24/27
218 Maeyeong-ro, Yeongtong-gu, Suwon-si, Gyeonggi-do, 16675, Korea TEL: (031) 337-9902 FAX: (031) 213-5433
UL Korea, Ltd. Confidential
This report shall not be reproduced except in full, without the written approval of UL Korea, Ltd.

MID CHANNEL(881.5MHz)

HORIZONTAL PEAK PLOT

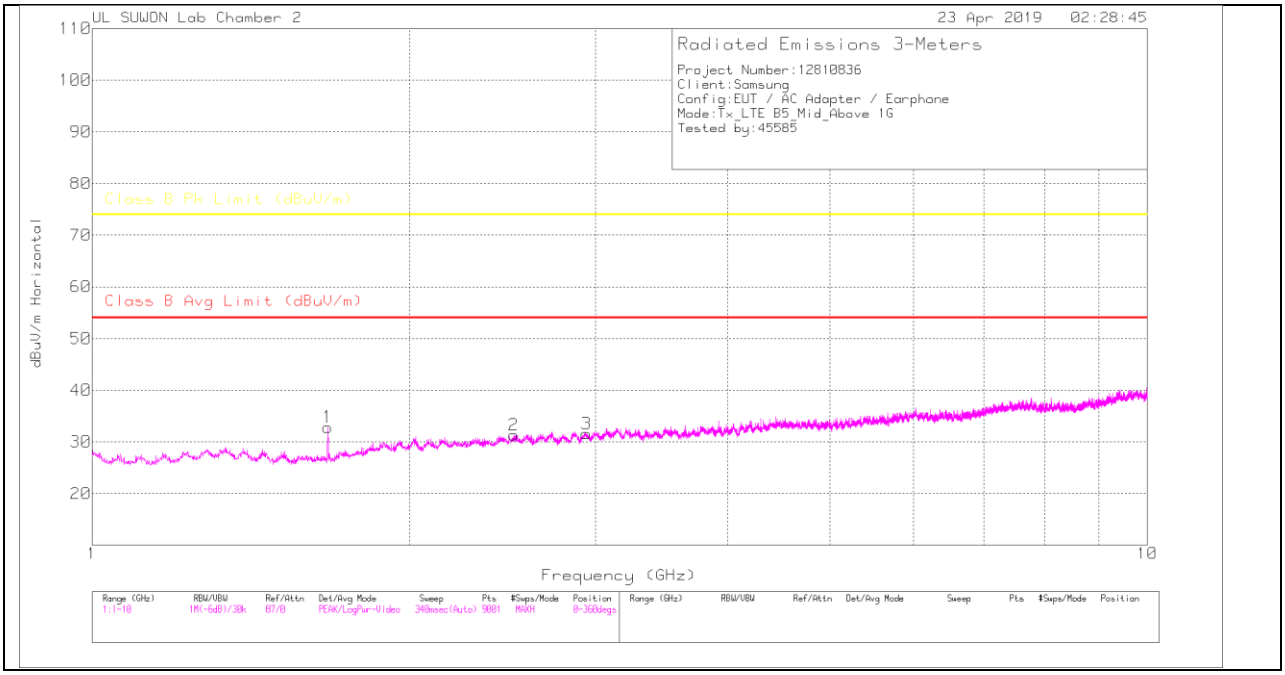

VERTICAL PEAK PLOT

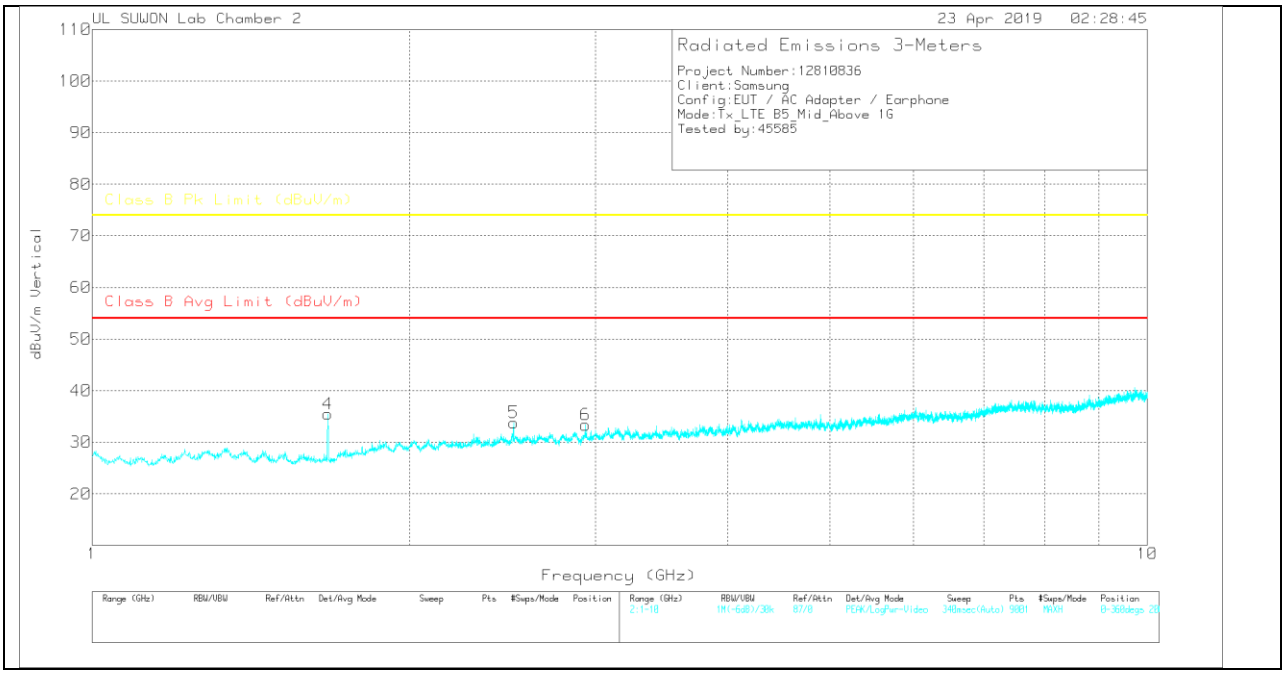

UL Korea, Ltd. Confidential
This report shall not be reproduced except in full, without the written approval of UL Korea, Ltd.

DATA

Trace Markers

Marker	Frequency (GHz)	Meter Reading (dBuV)	Det	3117_00168724	1-18GHz[dB]	1GHz_HPF	Corrected Reading dBuV/m	Class B Avg Limit (dBuV/m)	Av(CISPR)Margin (dB)	Class B Pk Limit (dBuV/m)	Margin (dB)	Azimuth (Degs)	Height (cm)	Polarity
1	1.672	35.13	PK	28.5	-31.3	.5	32.83	-	-	74	-41.17	0-360	100	H
2	2.51	29.23	PK	31.9	-30.3	.5	31.33	-	-	74	-42.67	0-360	100	H
3	2.941	28.78	PK	32.3	-30.1	.6	31.58	-	-	74	-42.42	0-360	200	H
4	1.673	37.75	PK	28.5	-31.3	.5	35.45	-	-	74	-38.55	0-360	200	V
5	2.509	31.7	PK	31.9	-30.3	.5	33.8	-	-	74	-40.2	0-360	100	V
6	2.935	30.67	PK	32.3	-30.2	.6	33.37	-	-	74	-40.63	0-360	100	V

PK – Peak Detector

Note: Unwanted emissions on the harmonic frequency were generated from the call-simulator with the TX and RX signals.

UL Korea, Ltd. Suwon Laboratory FORM ID: FCC_22/24/27
218 Maeyeong-ro, Yeongtong-gu, Suwon-si, Gyeonggi-do, 16675, Korea TEL: (031) 337-9902 FAX: (031) 213-5433
UL Korea, Ltd. Confidential
This report shall not be reproduced except in full, without the written approval of UL Korea, Ltd.

HIGH CHANNEL(892.5MHz)

HORIZONTAL PEAK PLOT

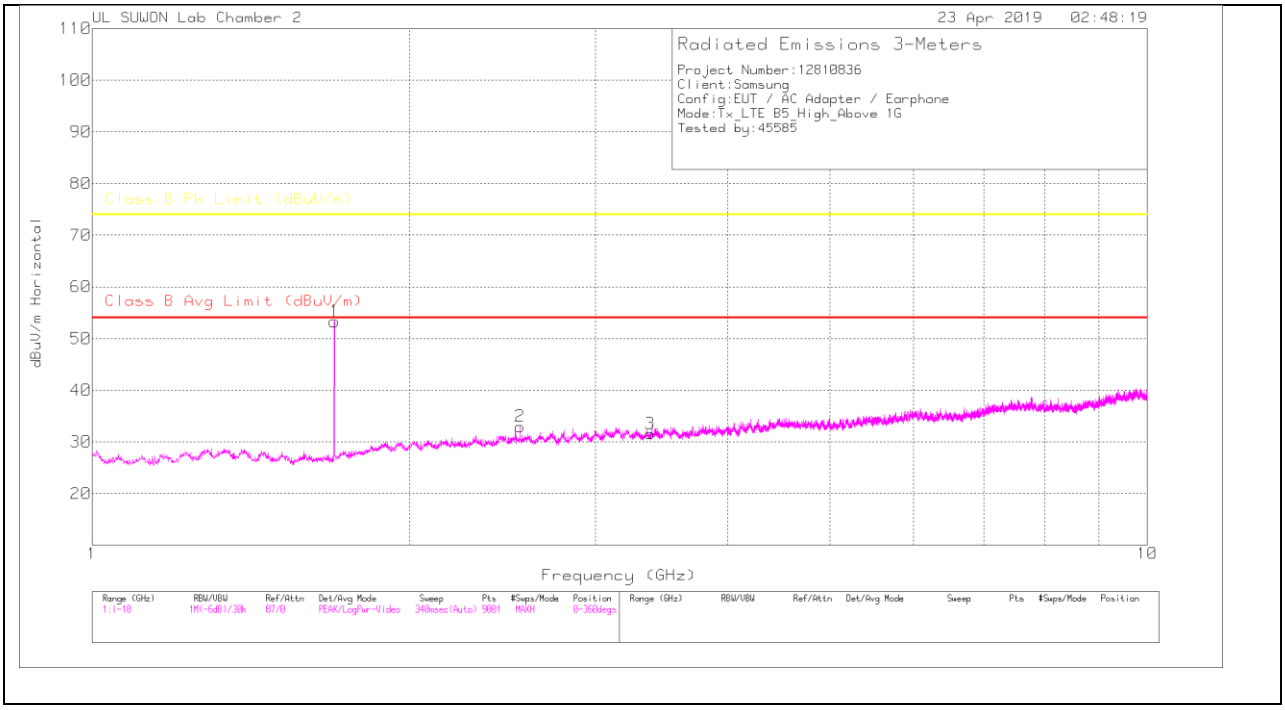

VERTICAL PEAK PLOT

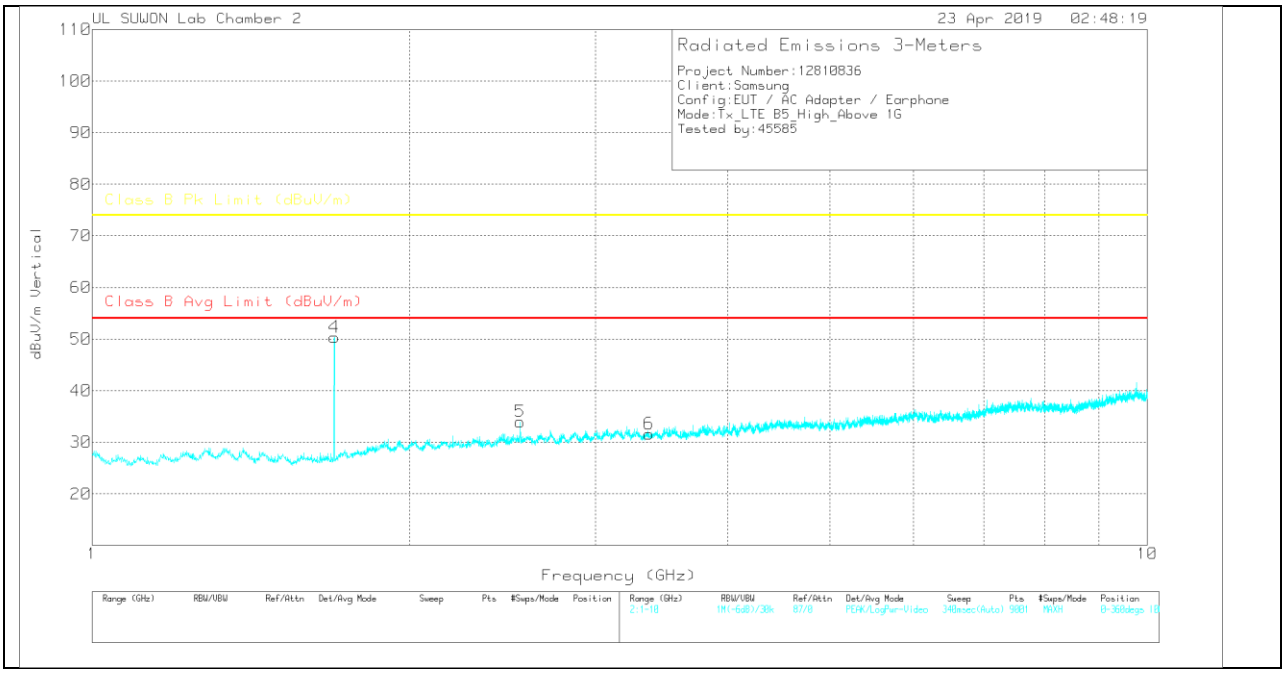

UL Korea, Ltd. Confidential
This report shall not be reproduced except in full, without the written approval of UL Korea, Ltd.

DATA

Trace Markers

Marker	Frequency (GHz)	Meter Reading (dBuV)	Det	3117_00168724	1-18GHz[dB]	1GHz_HPF	Corrected Reading dBuV/m	Class B Avg Limit (dBuV/m)	Av(CISPR)Margin (dB)	Class B Pk Limit (dBuV/m)	Margin (dB)	Azimuth (Degs)	Height (cm)	Polarity
1	1.697	55.44	PK	28.6	-31.3	.6	53.34	-	-	74	-20.66	0-360	100	H
2	2.545	30.29	PK	32	-30	.7	32.99	-	-	74	-41.01	0-360	200	H
3	3.38	27.98	PK	32.6	-29.6	.6	31.58	-	-	74	-42.42	0-360	200	H
4	1.697	52.47	PK	28.6	-31.3	.6	50.37	-	-	74	-23.63	0-360	200	V
5	2.545	31.27	PK	32	-30	.7	33.97	-	-	74	-40.03	0-360	100	V
6	3.37	28.24	PK	32.6	-29.8	.6	31.64	-	-	74	-42.36	0-360	100	V

PK – Peak Detector

Note: Unwanted emissions on the harmonic frequency were generated from the call-simulator with the TX and RX signals.

UL Korea, Ltd. Suwon Laboratory FORM ID: FCC_22/24/27
218 Maeyeong-ro, Yeongtong-gu, Suwon-si, Gyeonggi-do, 16675, Korea TEL: (031) 337-9902 FAX: (031) 213-5433
UL Korea, Ltd. Confidential
This report shall not be reproduced except in full, without the written approval of UL Korea, Ltd.

5.4. Above 1 GHz in the LTE Band 12

LOW CHANNEL(730.5MHz)

HORIZONTAL PEAK PLOT

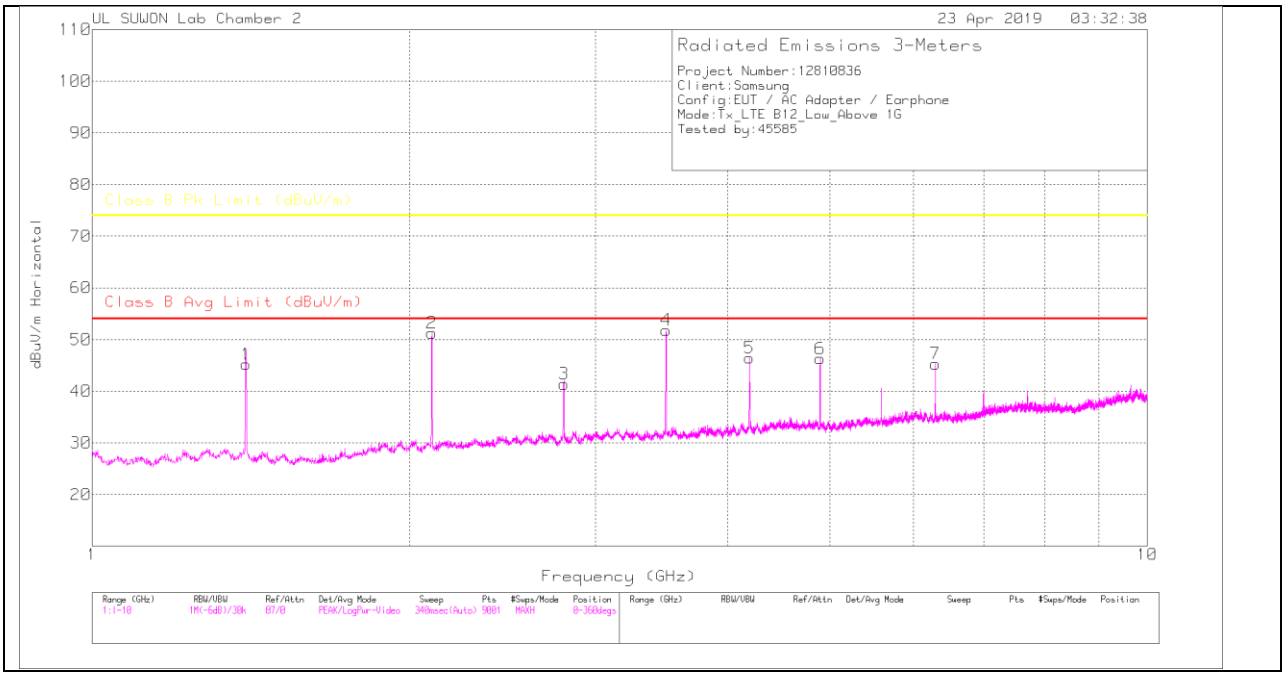

VERTICAL PEAK PLOT

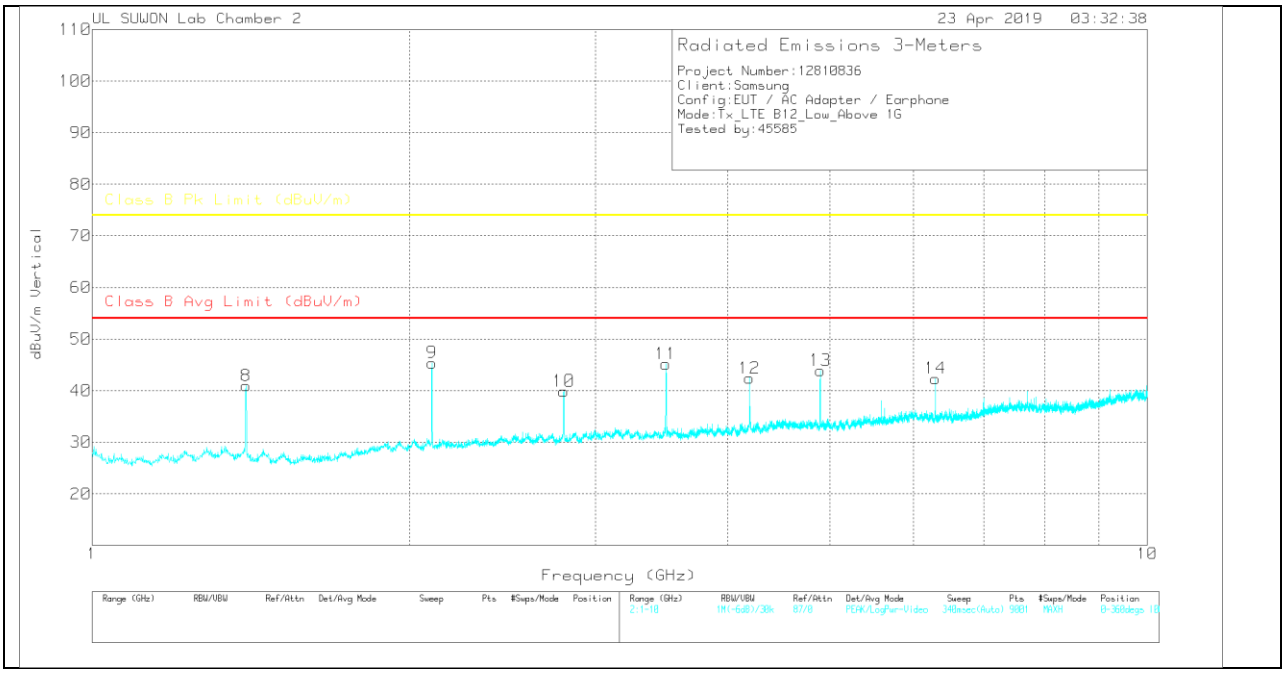

UL Korea, Ltd. Confidential
This report shall not be reproduced except in full, without the written approval of UL Korea, Ltd.

DATA

Trace Markers

Marker	Frequency (GHz)	Meter Reading (dBuV)	Det	3117_00168724	1-18GHz[dB]	1GHz_HPF	Corrected Reading dBuV/m	Class B Avg Limit (dBuV/m)	Av(CISPR)Margin (dB)	Class B Pk Limit (dBuV/m)	Margin (dB)	Azimuth (Degs)	Height (cm)	Polarity
1	1.4	46.93	PK	29.4	-31.7	.6	45.23	-	-	74	-28.77	0-360	100	H
2	2.099	50.17	PK	31.3	-30.7	.5	51.27	-	-	74	-22.73	0-360	100	H
3	2.8	38.9	PK	32	-30	.5	41.4	-	-	74	-32.6	0-360	100	H
4	3.5	47.42	PK	32.7	-28.9	.6	51.82	-	-	74	-22.18	0-360	100	H
5	4.199	40.85	PK	33.4	-28.2	.4	46.45	-	-	74	-27.55	0-360	200	H
6	4.898	40.19	PK	34	-28.3	.4	46.29	-	-	74	-27.71	0-360	200	H
7	6.298	36.89	PK	35.2	-27.1	.3	45.29	-	-	74	-28.71	0-360	100	H
8	1.399	42.63	PK	29.4	-31.7	.6	40.93	-	-	74	-33.07	0-360	100	V
9	2.1	44.3	PK	31.3	-30.7	.5	45.4	-	-	74	-28.6	0-360	100	V
10	2.799	37.38	PK	32	-30	.5	39.88	-	-	74	-34.12	0-360	200	V
11	3.497	40.97	PK	32.7	-29	.5	45.17	-	-	74	-28.83	0-360	200	V
12	4.197	36.83	PK	33.4	-28.2	.4	42.43	-	-	74	-31.57	0-360	200	V
13	4.9	37.71	PK	34	-28.2	.4	43.91	-	-	74	-30.09	0-360	200	V
14	6.298	33.96	PK	35.2	-27.1	.3	42.36	-	-	74	-31.64	0-360	200	V

PK – Peak Detector

Note: Unwanted emissions on the harmonic frequency were generated from the call-simulator with the TX and RX signals.

UL Korea, Ltd. Suwon Laboratory FORM ID: FCC_22/24/27
218 Maeyeong-ro, Yeongtong-gu, Suwon-si, Gyeonggi-do, 16675, Korea TEL: (031) 337-9902 FAX: (031) 213-5433
UL Korea, Ltd. Confidential
This report shall not be reproduced except in full, without the written approval of UL Korea, Ltd.

MID CHANNEL(737.5MHz)

HORIZONTAL PEAK PLOT

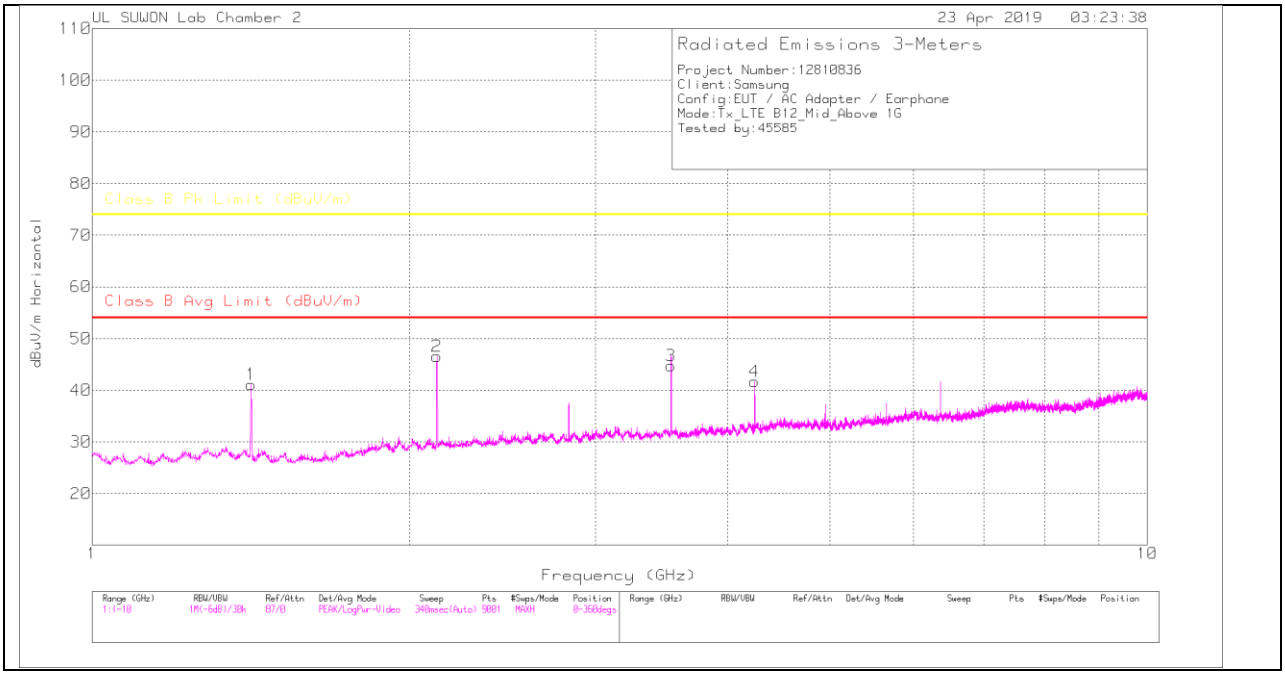

VERTICAL PEAK PLOT

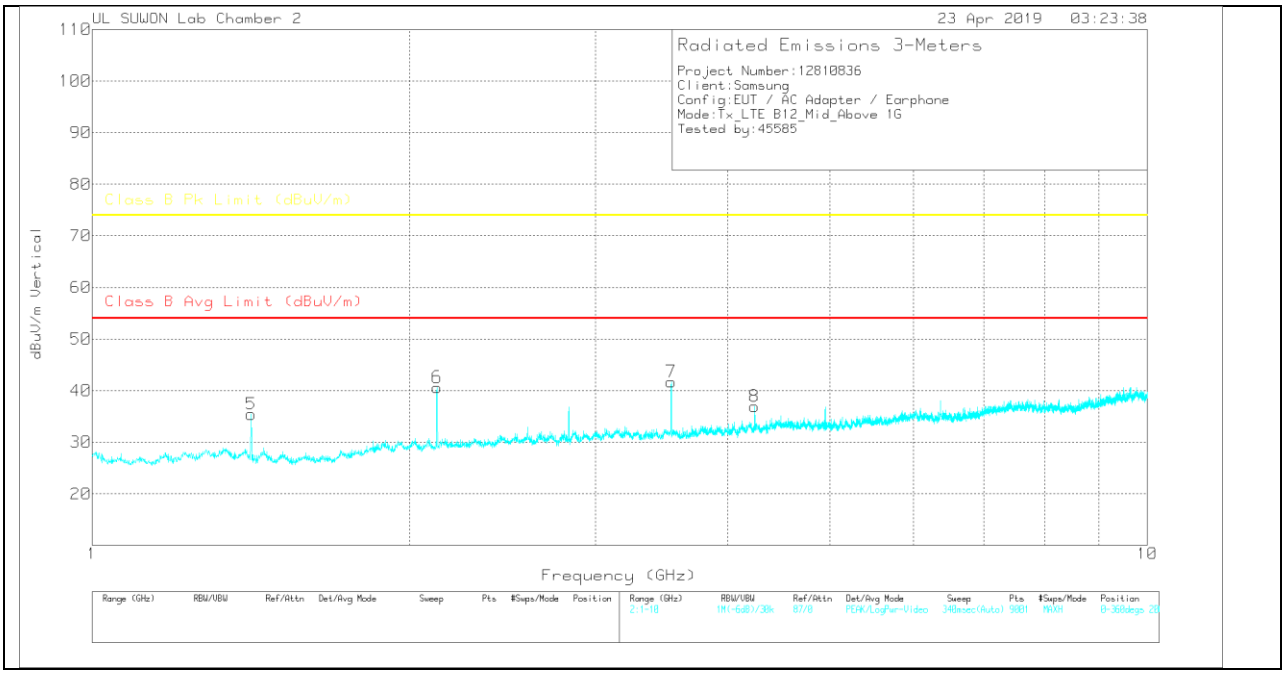

UL Korea, Ltd. Confidential
This report shall not be reproduced except in full, without the written approval of UL Korea, Ltd.

DATA

Trace Markers

Marker	Frequency (GHz)	Meter Reading (dBuV)	Det	3117_00168724	1-18GHz[dB]	1GHz_HPF	Corrected Reading dBuV/m	Class B Avg Limit (dBuV/m)	Av(CISPR)Margin (dB)	Class B Pk Limit (dBuV/m)	Margin (dB)	Azimuth (Degs)	Height (cm)	Polarity
1	1.415	43	PK	29.3	-31.8	.6	41.1	-	-	74	-32.9	0-360	100	H
2	2.122	45.34	PK	31.3	-30.7	.6	46.54	-	-	74	-27.46	0-360	200	H
3	3.536	40.42	PK	32.7	-29	.6	44.72	-	-	74	-29.28	0-360	200	H
4	4.245	36.5	PK	33.4	-28.6	.4	41.7	-	-	74	-32.3	0-360	200	H
5	1.415	37.34	PK	29.3	-31.8	.6	35.44	-	-	74	-38.56	0-360	200	V
6	2.123	39.33	PK	31.3	-30.6	.6	40.63	-	-	74	-33.37	0-360	100	V
7	3.539	37.41	PK	32.7	-29	.6	41.71	-	-	74	-32.29	0-360	200	V
8	4.246	31.66	PK	33.4	-28.5	.4	36.96	-	-	74	-37.04	0-360	100	V

PK – Peak Detector

Note: Unwanted emissions on the harmonic frequency were generated from the call-simulator with the TX and RX signals.

UL Korea, Ltd. Suwon Laboratory FORM ID: FCC_22/24/27
218 Maeyeong-ro, Yeongtong-gu, Suwon-si, Gyeonggi-do, 16675, Korea TEL: (031) 337-9902 FAX: (031) 213-5433
UL Korea, Ltd. Confidential
This report shall not be reproduced except in full, without the written approval of UL Korea, Ltd.

HIGH CHANNEL(744.5MHz)

HORIZONTAL PEAK PLOT

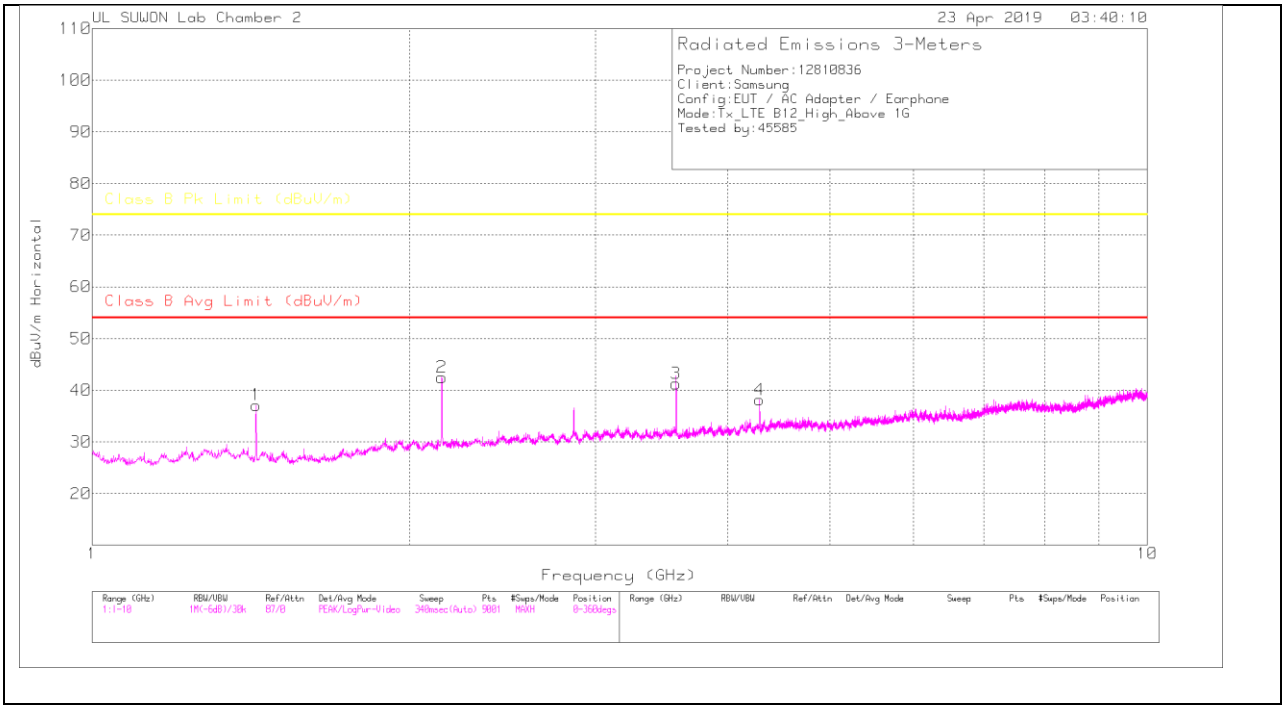

VERTICAL PEAK PLOT

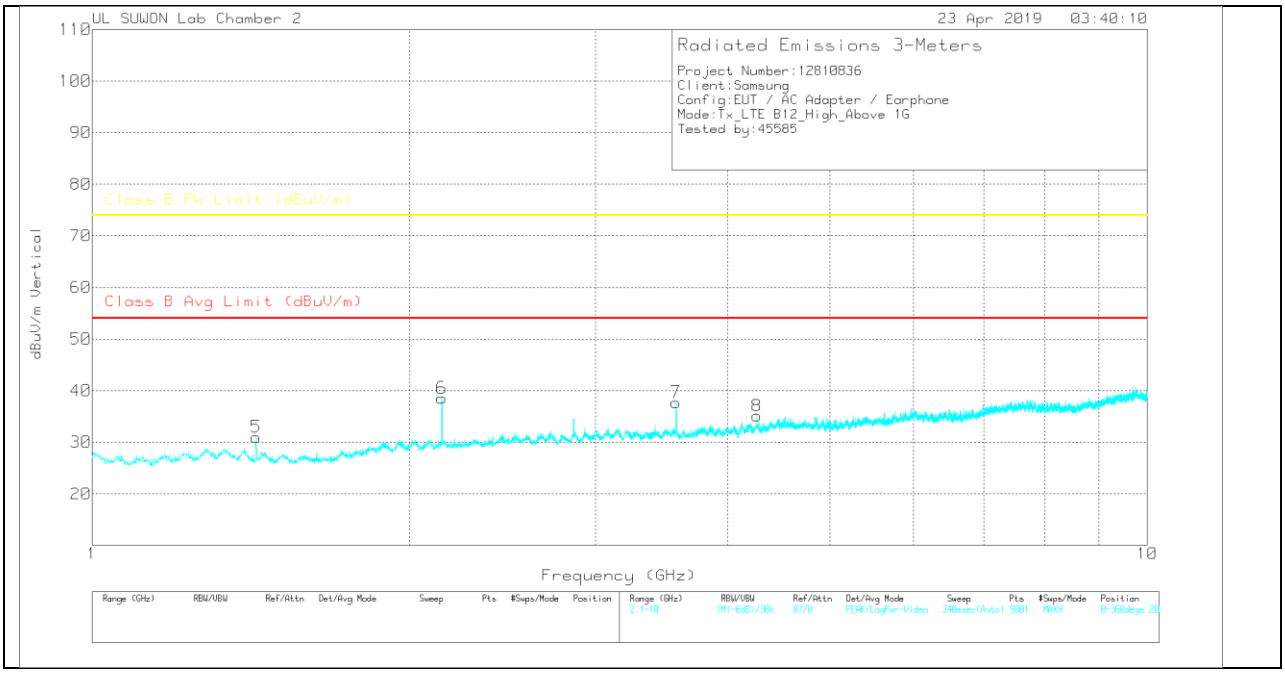

UL Korea, Ltd. Confidential
This report shall not be reproduced except in full, without the written approval of UL Korea, Ltd.

DATA

Trace Markers

Marker	Frequency (GHz)	Meter Reading (dBuV)	Det	3117_00168724	1-18GHz[dB]	1GHz_HPF	Corrected Reading dBuV/m	Class B Avg Limit (dBuV/m)	Av(CISPR)Margin (dB)	Class B Pk Limit (dBuV/m)	Margin (dB)	Azimuth (Degs)	Height (cm)	Polarity
1	1.43	39.12	PK	29.2	-31.8	.6	37.12	-	-	74	-36.88	0-360	100	H
2	2.145	41.2	PK	31.3	-30.7	.7	42.5	-	-	74	-31.5	0-360	200	H
3	3.575	37.28	PK	32.7	-29.2	.5	41.28	-	-	74	-32.72	0-360	200	H
4	4.292	33.25	PK	33.5	-29	.4	38.15	-	-	74	-35.85	0-360	100	H
5	1.431	32.92	PK	29.2	-31.7	.6	31.02	-	-	74	-42.98	0-360	100	V
6	2.145	37.24	PK	31.3	-30.7	.7	38.54	-	-	74	-35.46	0-360	200	V
7	3.576	33.7	PK	32.7	-29.2	.5	37.7	-	-	74	-36.3	0-360	200	V
8	4.265	29.92	PK	33.5	-28.7	.4	35.12	-	-	74	-38.88	0-360	100	V

PK – Peak Detector

Note: Unwanted emissions on the harmonic frequency were generated from the call-simulator with the TX and RX signals.

UL Korea, Ltd. Suwon Laboratory FORM ID: FCC_22/24/27
218 Maeyeong-ro, Yeongtong-gu, Suwon-si, Gyeonggi-do, 16675, Korea TEL: (031) 337-9902 FAX: (031) 213-5433
UL Korea, Ltd. Confidential
This report shall not be reproduced except in full, without the written approval of UL Korea, Ltd.

5.5. Above 1 GHz in the LTE Band 13

LOW CHANNEL(748.5MHz)

HORIZONTAL PEAK PLOT

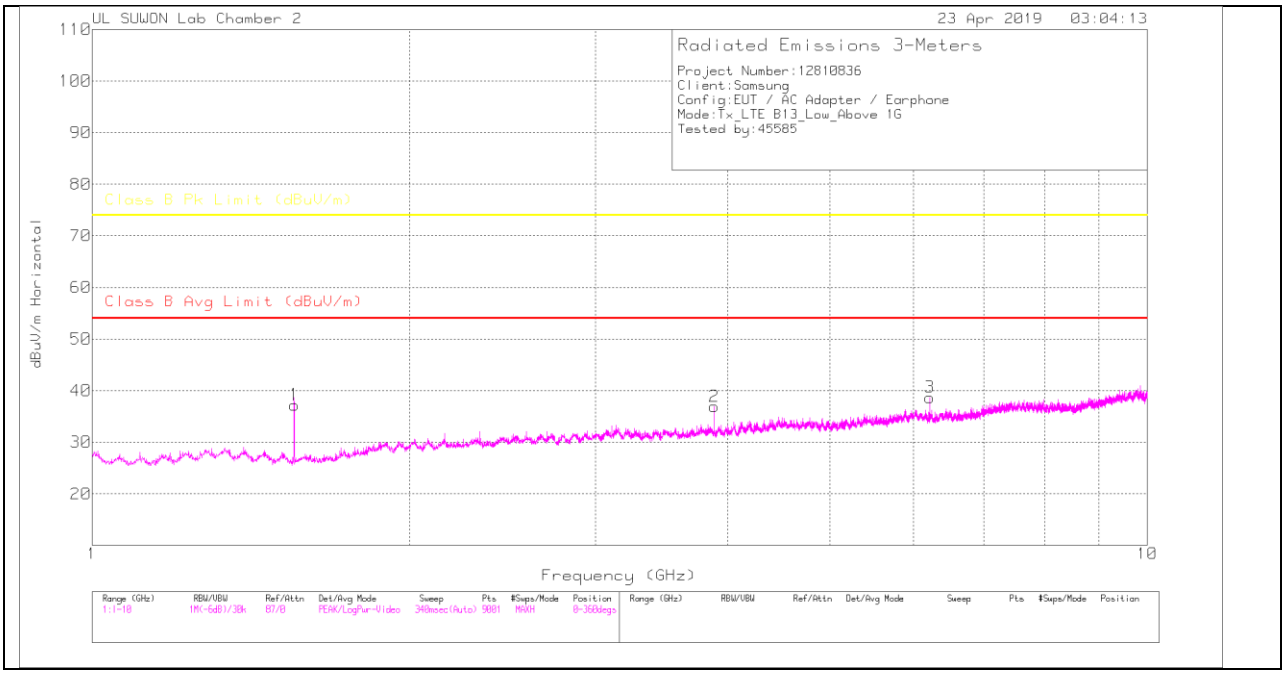

VERTICAL PEAK PLOT

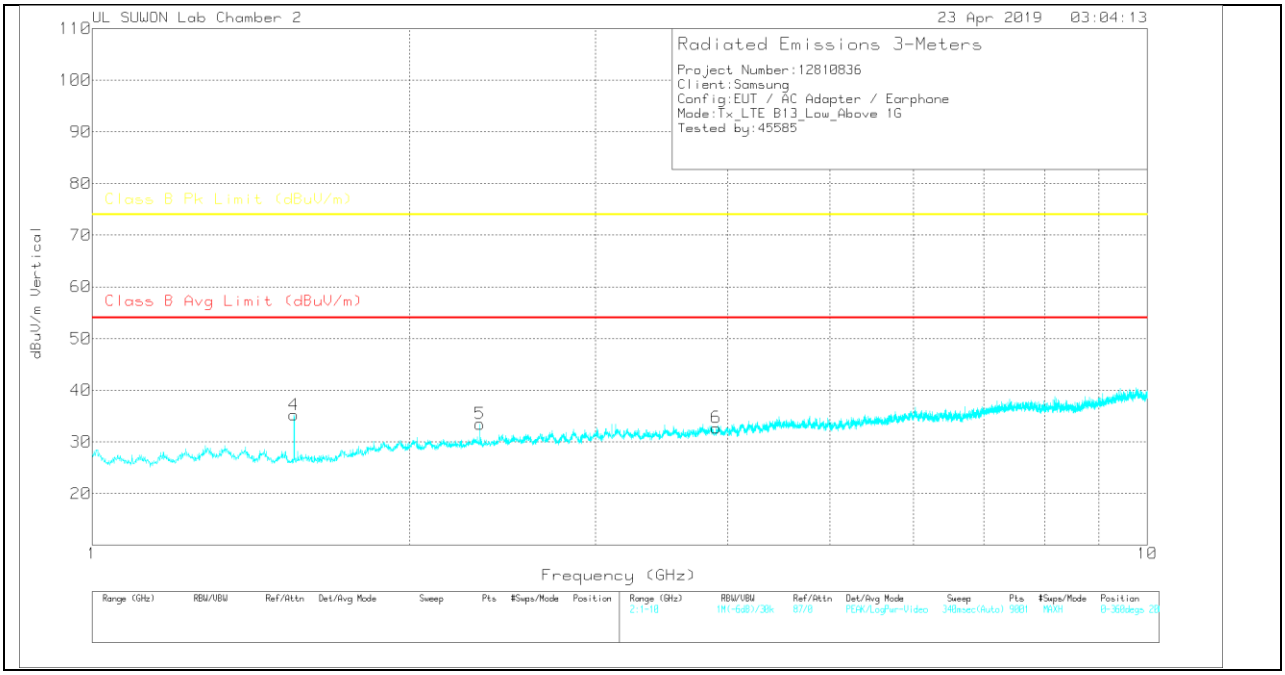

UL Korea, Ltd. Confidential
This report shall not be reproduced except in full, without the written approval of UL Korea, Ltd.

DATA

Trace Markers

Marker	Frequency (GHz)	Meter Reading (dBuV)	Det	3117_00168724	1-18GHz[dB]	1GHz_HPF	Corrected Reading dBuV/m	Class B Avg Limit (dBuV/m)	Av(CISPR)Margin (dB)	Class B Pk Limit (dBuV/m)	Margin (dB)	Azimuth (Degs)	Height (cm)	Polarity
1	1.555	39.73	PK	28.3	-31.4	.6	37.23	-	-	74	-36.77	0-360	100	H
2	3.887	32.53	PK	33.3	-29.4	.5	36.93	-	-	74	-37.07	0-360	100	H
3	6.219	29.9	PK	35.2	-26.9	.5	38.7	-	-	74	-35.3	0-360	200	H
4	1.554	37.85	PK	28.3	-31.4	.5	35.25	-	-	74	-38.75	0-360	200	V
5	2.331	31.98	PK	31.5	-30.7	.7	33.48	-	-	74	-40.52	0-360	100	V
6	3.902	28.34	PK	33.4	-29.5	.5	32.74	-	-	74	-41.26	0-360	200	V

PK – Peak Detector

Note: Unwanted emissions on the harmonic frequency were generated from the call-simulator with the TX and RX signals.

UL Korea, Ltd. Suwon Laboratory FORM ID: FCC_22/24/27
218 Maeyeong-ro, Yeongtong-gu, Suwon-si, Gyeonggi-do, 16675, Korea TEL: (031) 337-9902 FAX: (031) 213-5433
UL Korea, Ltd. Confidential
This report shall not be reproduced except in full, without the written approval of UL Korea, Ltd.

MID CHANNEL(751.0MHz)

HORIZONTAL PEAK PLOT

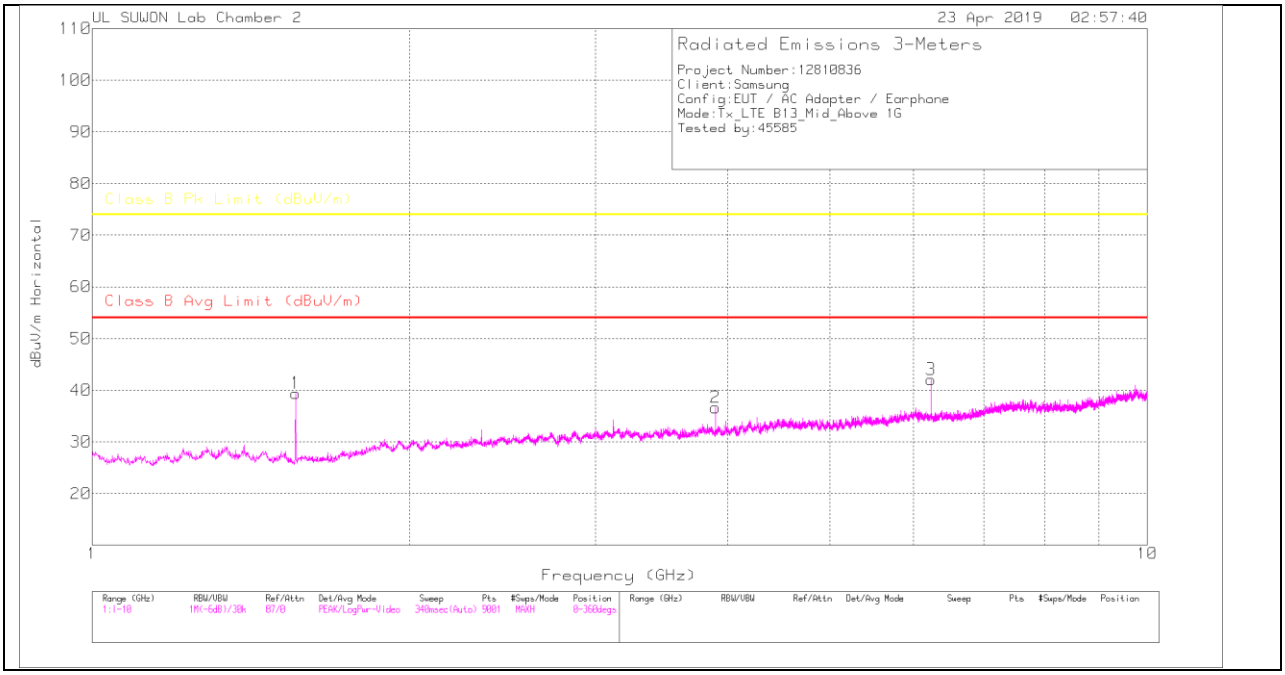

VERTICAL PEAK PLOT

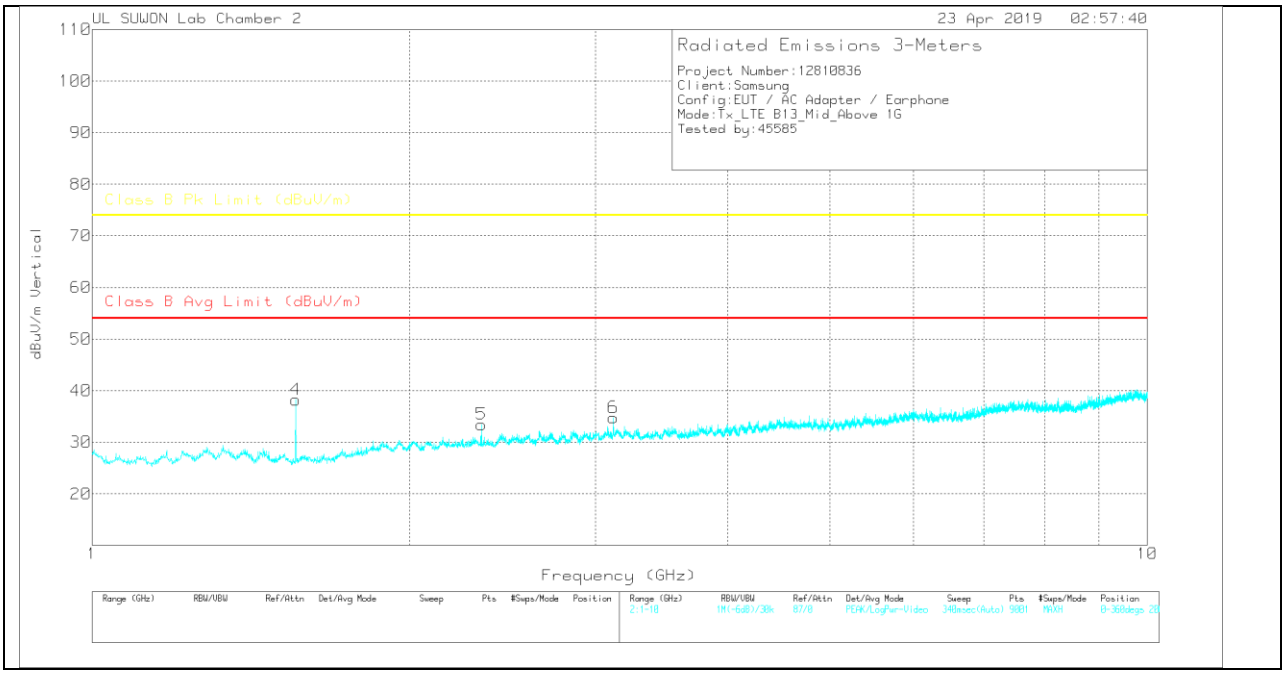

UL Korea, Ltd. Confidential
This report shall not be reproduced except in full, without the written approval of UL Korea, Ltd.

DATA

Trace Markers

Marker	Frequency (GHz)	Meter Reading (dBuV)	Det	3117_00168724	1-18GHz[dB]	1GHz_HPF	Corrected Reading dBuV/m	Class B Avg Limit (dBuV/m)	Av(CISPR)Margin (dB)	Class B Pk Limit (dBuV/m)	Margin (dB)	Azimuth (Degs)	Height (cm)	Polarity
1	1.559	41.93	PK	28.3	-31.4	.6	39.43	-	-	74	-34.57	0-360	200	H
2	3.899	32.36	PK	33.3	-29.5	.5	36.66	-	-	74	-37.34	0-360	100	H
3	6.239	33.47	PK	35.2	-27.1	.5	42.07	-	-	74	-31.93	0-360	200	H
4	1.559	40.74	PK	28.3	-31.4	.6	38.24	-	-	74	-35.76	0-360	200	V
5	2.339	32.17	PK	31.5	-30.8	.6	33.47	-	-	74	-40.53	0-360	100	V
6	3.119	31	PK	32.8	-29.7	.7	34.8	-	-	74	-39.2	0-360	100	V

PK – Peak Detector

Note: Unwanted emissions on the harmonic frequency were generated from the call-simulator with the TX and RX signals.

UL Korea, Ltd. Suwon Laboratory FORM ID: FCC_22/24/27
218 Maeyeong-ro, Yeongtong-gu, Suwon-si, Gyeonggi-do, 16675, Korea TEL: (031) 337-9902 FAX: (031) 213-5433
UL Korea, Ltd. Confidential
This report shall not be reproduced except in full, without the written approval of UL Korea, Ltd.

HIGH CHANNEL(753.5MHz)

HORIZONTAL PEAK PLOT

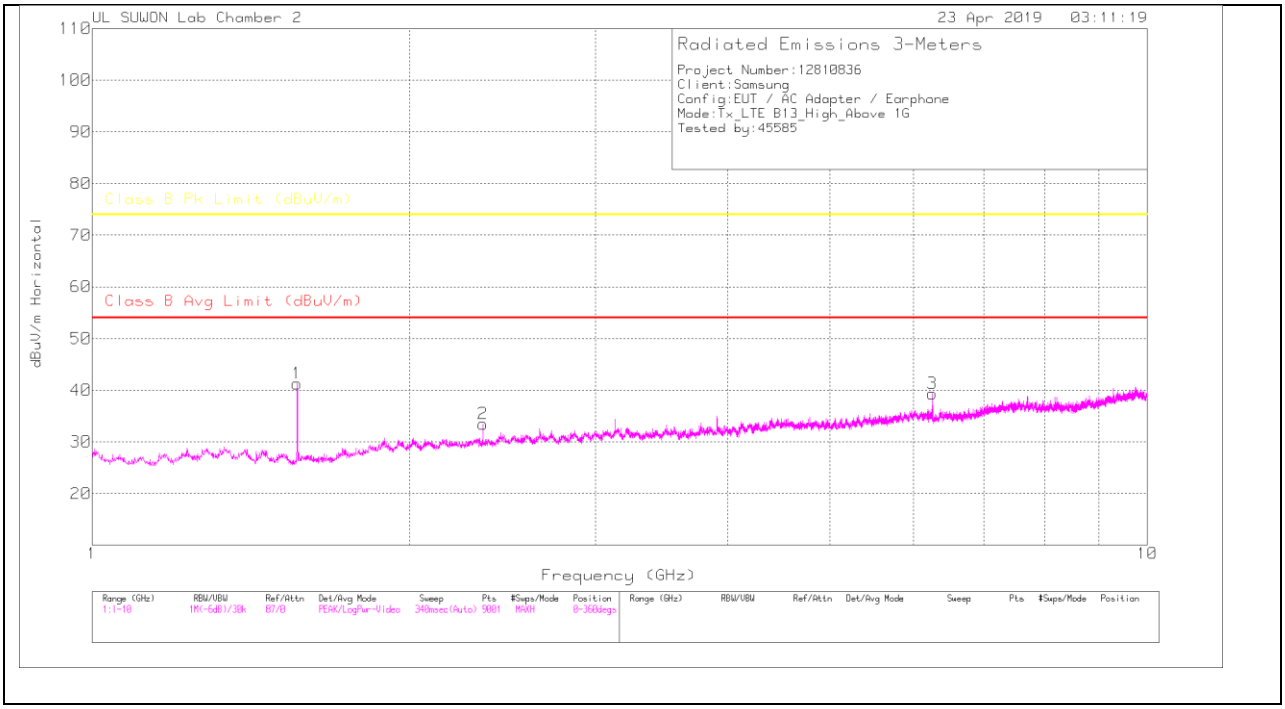

VERTICAL PEAK PLOT

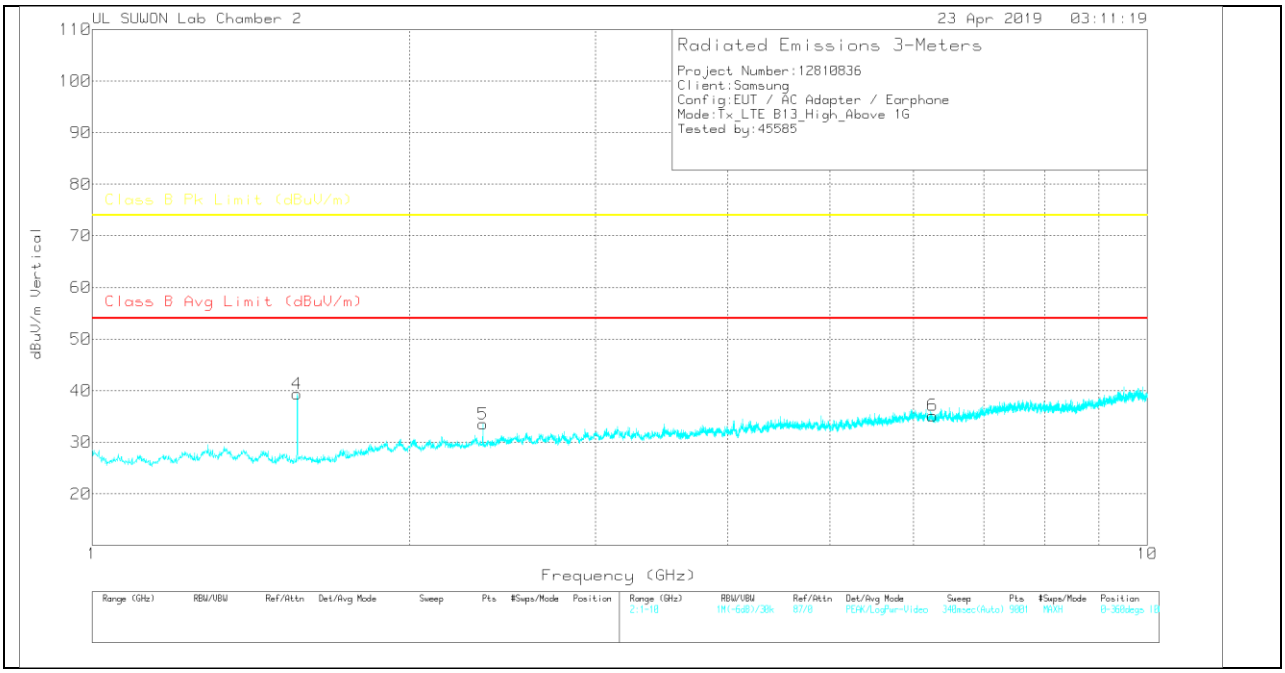

UL Korea, Ltd. Confidential
This report shall not be reproduced except in full, without the written approval of UL Korea, Ltd.

DATA

Trace Markers

Marker	Frequency (GHz)	Meter Reading (dBuV)	Det	3117_00168724	1-18GHz[dB]	1GHz_HPF	Corrected Reading dBuV/m	Class B Avg Limit (dBuV/m)	Av(CISPR)Margin (dB)	Class B Pk Limit (dBuV/m)	Margin (dB)	Azimuth (Degs)	Height (cm)	Polarity
1	1.564	43.78	PK	28.3	-31.4	.6	41.28	-	-	74	-32.72	0-360	100	H
2	2.347	32.08	PK	31.6	-30.7	.5	33.48	-	-	74	-40.52	0-360	200	H
3	6.259	30.74	PK	35.2	-27.1	.5	39.34	-	-	74	-34.66	0-360	200	H
4	1.564	41.87	PK	28.3	-31.4	.6	39.37	-	-	74	-34.63	0-360	200	V
5	2.347	32.11	PK	31.6	-30.7	.5	33.51	-	-	74	-40.49	0-360	100	V
6	6.26	26.58	PK	35.2	-27.1	.5	35.18	-	-	74	-38.82	0-360	100	V

PK – Peak Detector

Note: Unwanted emissions on the harmonic frequency were generated from the call-simulator with the TX and RX signals.

UL Korea, Ltd. Suwon Laboratory FORM ID: FCC_22/24/27
218 Maeyeong-ro, Yeongtong-gu, Suwon-si, Gyeonggi-do, 16675, Korea TEL: (031) 337-9902 FAX: (031) 213-5433
UL Korea, Ltd. Confidential
This report shall not be reproduced except in full, without the written approval of UL Korea, Ltd.

5.6. Below 1 GHz in the GSM850

LOW CHANNEL(869.2MHz)

HORIZONTAL PEAK PLOT

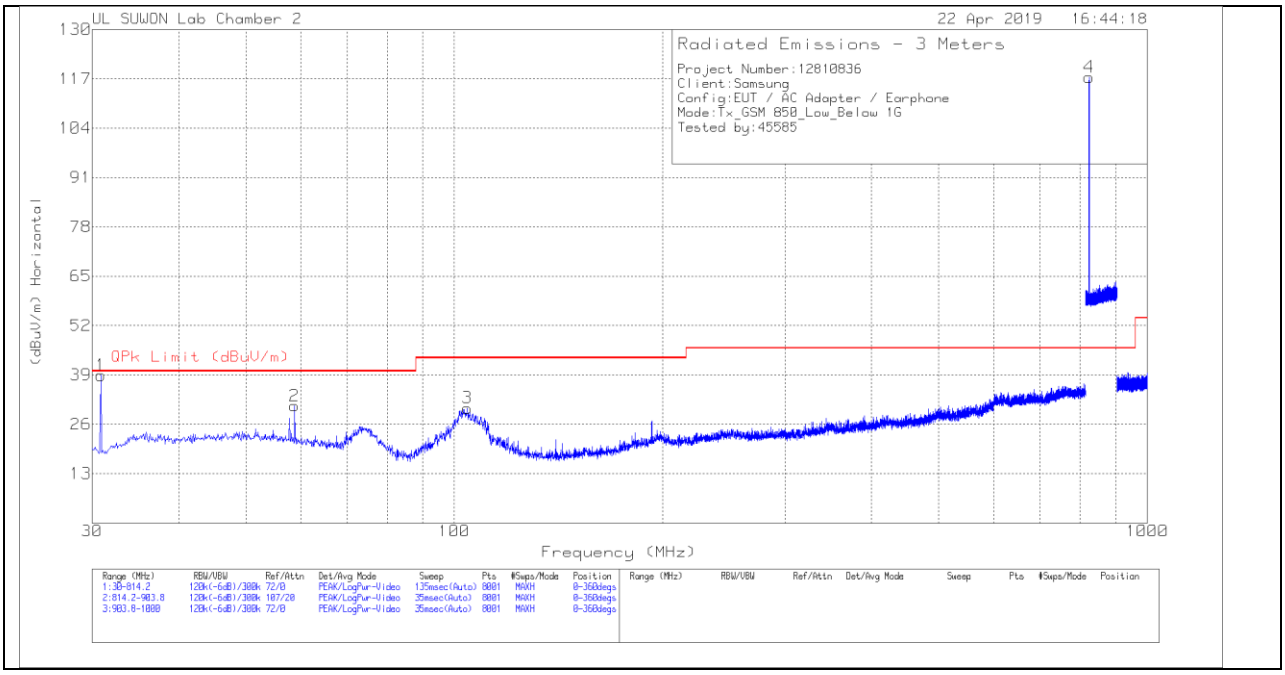

VERTICAL PEAK PLOT

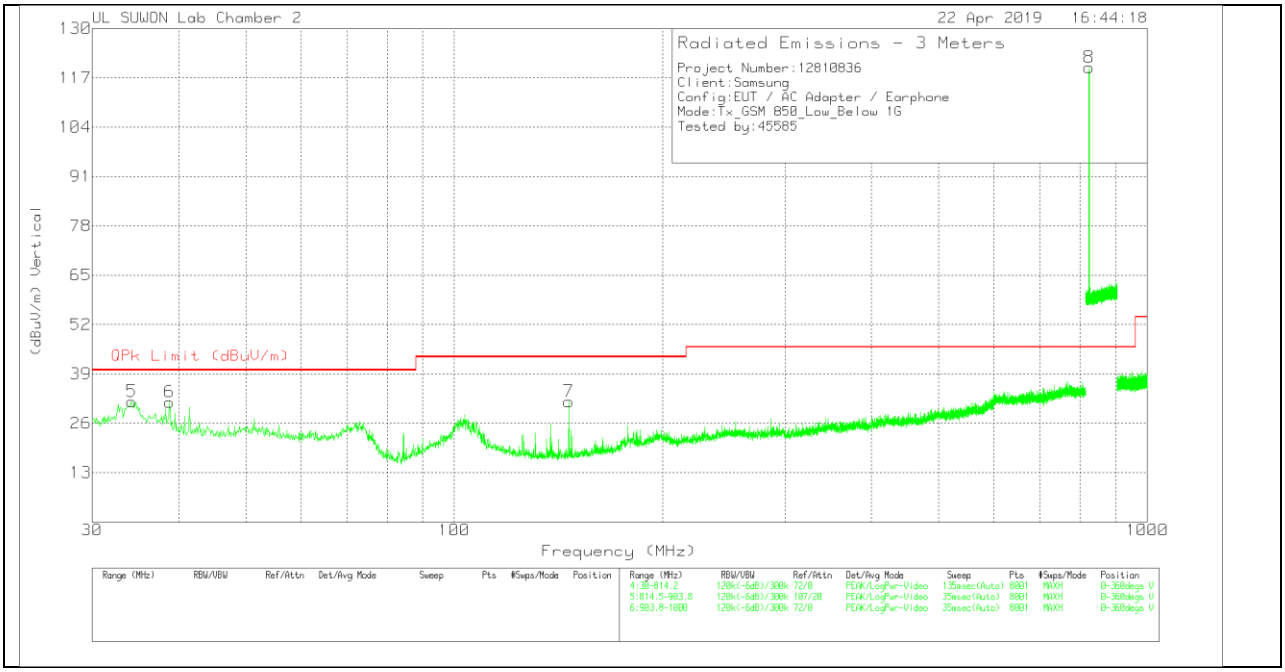

UL Korea, Ltd. Suwon Laboratory FORM ID: FCC_22/24/27
218 Maeyeong-ro, Yeongtong-gu, Suwon-si, Gyeonggi-do, 16675, Korea TEL: (031) 337-9902 FAX: (031) 213-5433
UL Korea, Ltd. Confidential
This report shall not be reproduced except in full, without the written approval of UL Korea, Ltd.

DATA

Trace Markers

Marker	Frequency (MHz)	Meter Reading (dBuV)	Det	VULB9163_749	Bypass_Below_1G[dB]	Corrected Reading (dBuV/m)	QPk Limit (dBuV/m)	Margin (dB)	Azimuth (Degs)	Height (cm)	Polarity
1	30.8822	22.72	Pk	15.6	.6	38.92	40	-1.08	0-360	200	H
2	58.8194	11.36	Pk	18.7	.8	30.86	40	-9.14	0-360	400	H
3	104.401	11.49	Pk	17.7	1.1	30.29	43.52	-13.23	0-360	300	H
4	824.2016	87.42	Pk	26.9	3.1	117.42	**46.02**	**71.4**	0-360	200	H
5	34.2151	14.85	Pk	16.2	.7	31.75	40	-8.25	0-360	100	V
6	38.8223	12.6	Pk	18.3	.7	31.6	40	-8.4	0-360	100	V
7	146.2577	16.35	Pk	14.1	1.3	31.75	43.52	-11.77	0-360	100	V
8	824.1448	89.75	Pk	26.9	3.1	119.75	**46.02**	**73.73**	0-360	100	V

Pk - Peak detector

Radiated Emissions

Frequency (MHz)	Meter Reading (dBuV)	Det	VULB9163_749	Bypass_Below_1G[dB]	Corrected Reading (dBuV/m)	QPk Limit (dBuV/m)	Margin (dB)	Azimuth (Degs)	Height (cm)	Polarity
30.8822	-1.6	Qp	15.6	.6	14.6	40	-25.4	114	100	H

Qp - Quasi-Peak detector

Note: Unwanted emissions captured from 824MHz to 849MHz and from 869MHz to 894MHz were the TX and RX signals generated from the call-simulator.

UL Korea, Ltd. Suwon Laboratory FORM ID: FCC_22/24/27
218 Maeyeong-ro, Yeongtong-gu, Suwon-si, Gyeonggi-do, 16675, Korea TEL: (031) 337-9902 FAX: (031) 213-5433
UL Korea, Ltd. Confidential
This report shall not be reproduced except in full, without the written approval of UL Korea, Ltd.

MID CHANNEL(881.6MHz)

HORIZONTAL PEAK PLOT

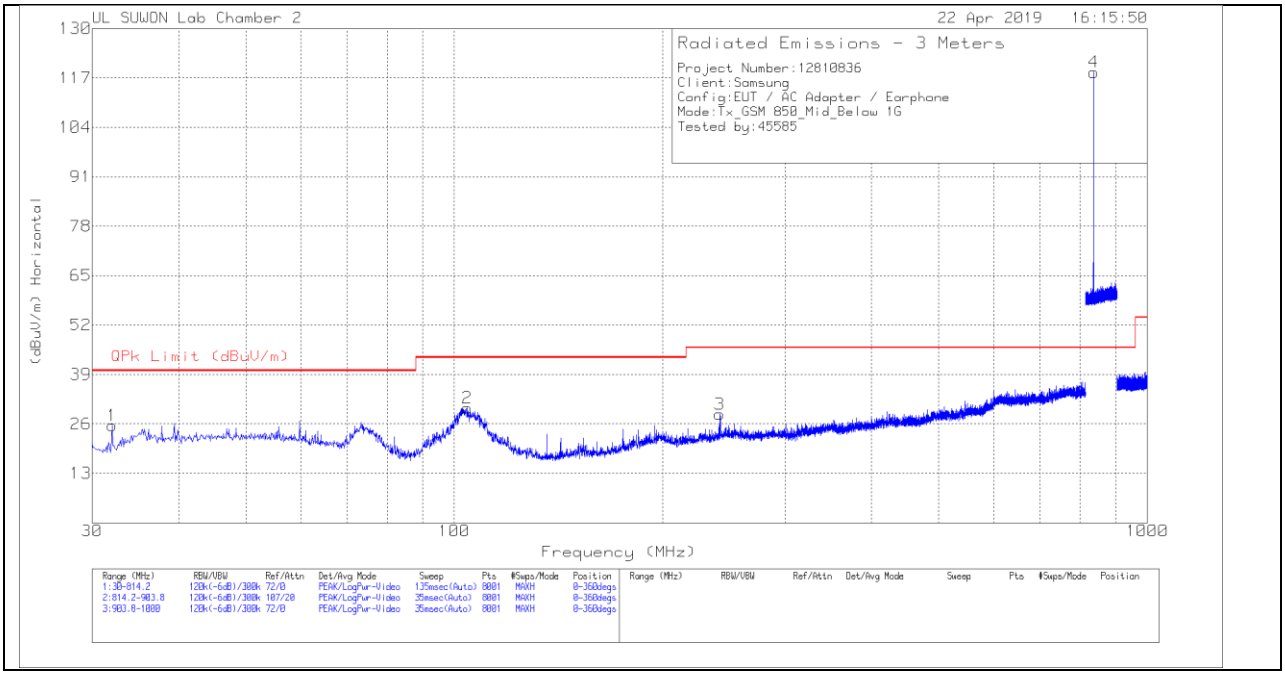

VERTICAL PEAK PLOT

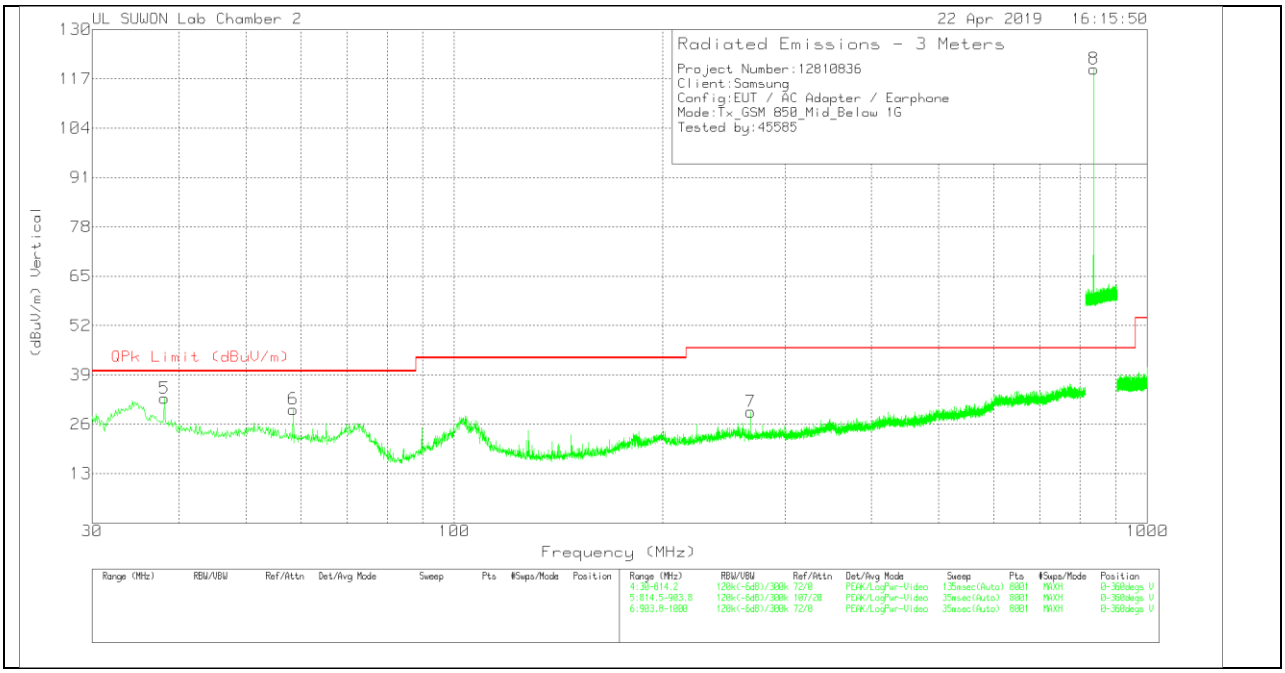

UL Korea, Ltd. Suwon Laboratory FORM ID: FCC_22/24/27
218 Maeyeong-ro, Yeongtong-gu, Suwon-si, Gyeonggi-do, 16675, Korea TEL: (031) 337-9902 FAX: (031) 213-5433
UL Korea, Ltd. Confidential
This report shall not be reproduced except in full, without the written approval of UL Korea, Ltd.

DATA

Trace Markers

Marker	Frequency (MHz)	Meter Reading (dBuV)	Det	VULB9163_749	Bypass_Below_1G[dB]	Corrected Reading (dBuV/m)	QPk Limit (dBuV/m)	Margin (dB)	Azimuth (Degs)	Height (cm)	Polarity
1	32.0585	9.45	Pk	15.5	.6	25.55	40	-14.45	0-360	400	H
2	104.401	11.36	Pk	17.7	1.1	30.16	43.52	-13.36	0-360	300	H
3	241.4399	8.25	Pk	18.6	1.7	28.55	46.02	-17.47	0-360	200	H
4	836.5888	88.28	Pk	27.1	3.1	118.48	**46.02**	**72.46**	0-360	100	H
5	38.1361	14.13	Pk	18	.7	32.83	40	-7.17	0-360	200	V
6	58.5253	10.35	Pk	18.8	.8	29.95	40	-10.05	0-360	200	V
7	267.6126	8.9	Pk	18.6	1.8	29.3	46.02	-16.72	0-360	100	V
8	836.6586	89.41	Pk	27.1	3.1	119.61	**46.02**	**73.59**	0-360	100	V

Pk - Peak detector

Note: Unwanted emissions captured from 824MHz to 849MHz and from 869MHz to 894MHz were the TX and RX signals generated from the call-simulator.

UL Korea, Ltd. Suwon Laboratory FORM ID: FCC_22/24/27
218 Maeyeong-ro, Yeongtong-gu, Suwon-si, Gyeonggi-do, 16675, Korea TEL: (031) 337-9902 FAX: (031) 213-5433
UL Korea, Ltd. Confidential
This report shall not be reproduced except in full, without the written approval of UL Korea, Ltd.

HIGH CHANNEL(893.8MHz)

HORIZONTAL PEAK PLOT

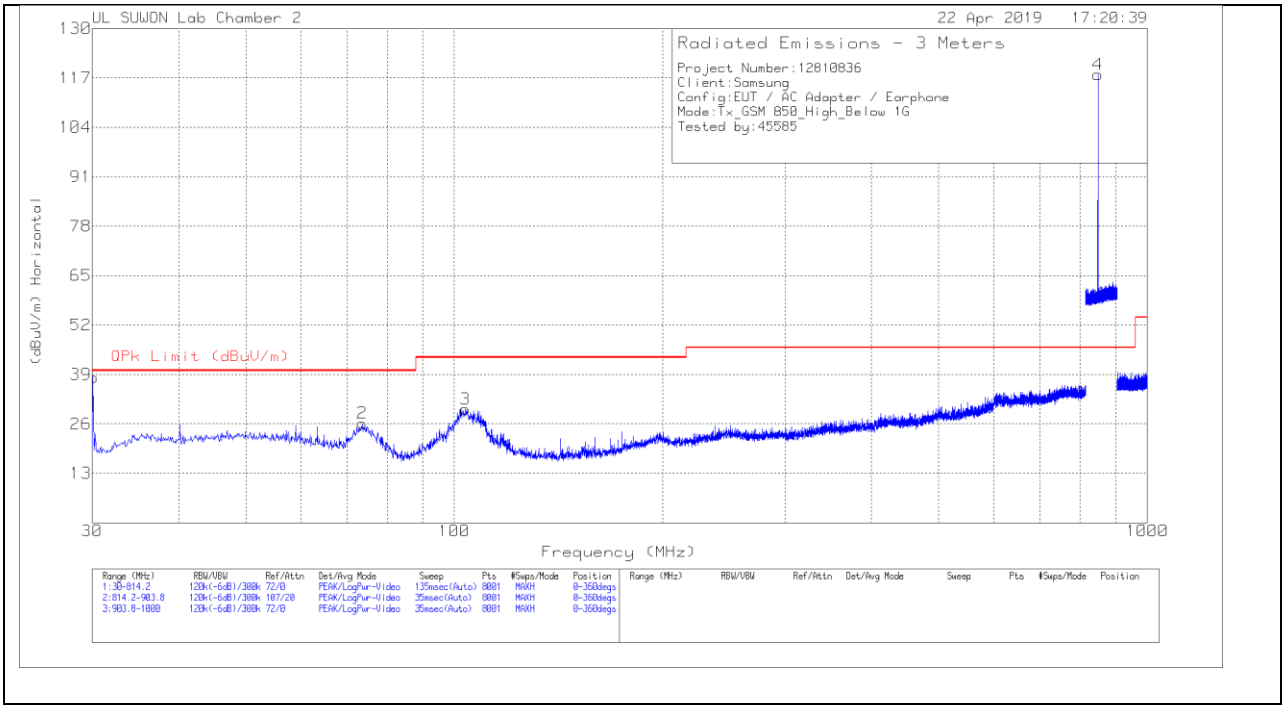

VERTICAL PEAK PLOT

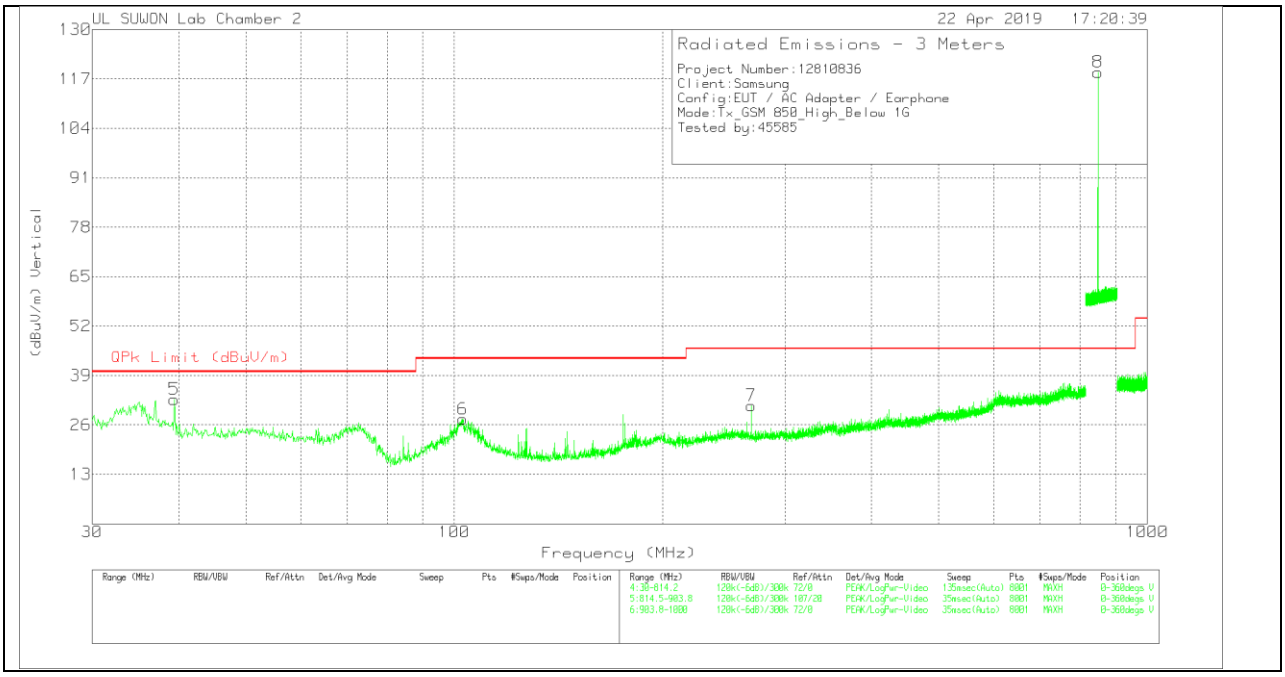

UL Korea, Ltd. Suwon Laboratory FORM ID: FCC_22/24/27
218 Maeyeong-ro, Yeongtong-gu, Suwon-si, Gyeonggi-do, 16675, Korea TEL: (031) 337-9902 FAX: (031) 213-5433
UL Korea, Ltd. Confidential
This report shall not be reproduced except in full, without the written approval of UL Korea, Ltd.

DATA

Trace Markers

Marker	Frequency (MHz)	Meter Reading (dBuV)	Det	VULB9163_749	Bypass_Below_1G[dB]	Corrected Reading (dBuV/m)	QPk Limit (dBuV/m)	Margin (dB)	Azimuth (Degs)	Height (cm)	Polarity
1	30.098	21.74	Pk	15.9	.6	38.24	40	-1.76	0-360	400	H
2	73.6211	11.25	Pk	14	.9	26.15	40	-13.85	0-360	300	H
3	103.8128	11.07	Pk	17.7	1.1	29.87	43.52	-13.65	0-360	300	H
4	848.7408	87.3	Pk	27.4	3.2	117.9	**46.02**	**71.88**	0-360	200	H
5	39.4104	13.54	Pk	18.5	.7	32.74	40	-7.26	0-360	100	V
6	102.9306	8.62	Pk	17.8	1.1	27.52	43.52	-16	0-360	300	V
7	268.2988	10.7	Pk	18.6	1.8	31.1	46.02	-14.92	0-360	200	V
8	848.8151	88.18	Pk	27.4	3.2	118.78	**46.02**	**72.76**	0-360	100	V

Pk - Peak detector

Radiated Emissions

Frequency (MHz)	Meter Reading (dBuV)	Det	VULB9163_749	Bypass_Below_1G[dB]	Corrected Reading (dBuV/m)	QPk Limit (dBuV/m)	Margin (dB)	Azimuth (Degs)	Height (cm)	Polarity
30.169	-1.61	Qp	15.9	.6	14.89	40	-25.11	137	100	H

Qp - Quasi-Peak detector

Note: Unwanted emissions captured from 824MHz to 849MHz and from 869MHz to 894MHz were the TX and RX signals generated from the call-simulator.

UL Korea, Ltd. Suwon Laboratory FORM ID: FCC_22/24/27
218 Maeyeong-ro, Yeongtong-gu, Suwon-si, Gyeonggi-do, 16675, Korea TEL: (031) 337-9902 FAX: (031) 213-5433
UL Korea, Ltd. Confidential
This report shall not be reproduced except in full, without the written approval of UL Korea, Ltd.

5.7. Below 1 GHz in the WCDMA Band 5

LOW CHANNEL(871.4MHz)

HORIZONTAL PEAK PLOT

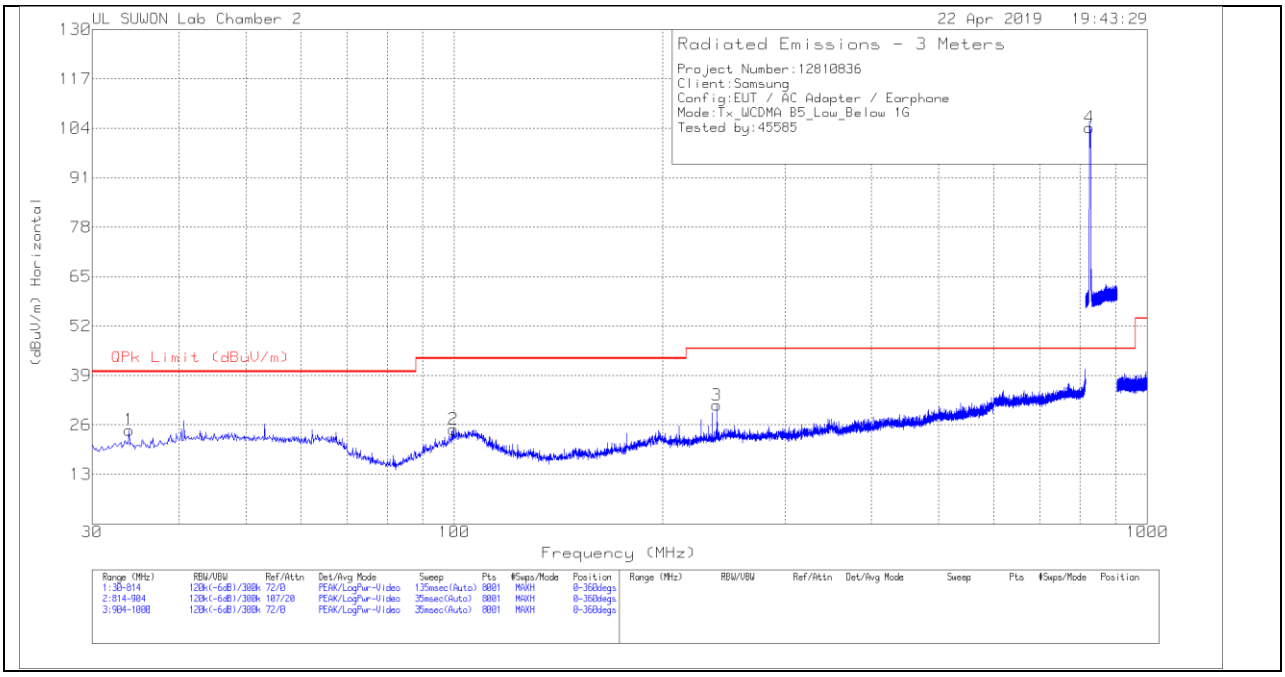

VERTICAL PEAK PLOT

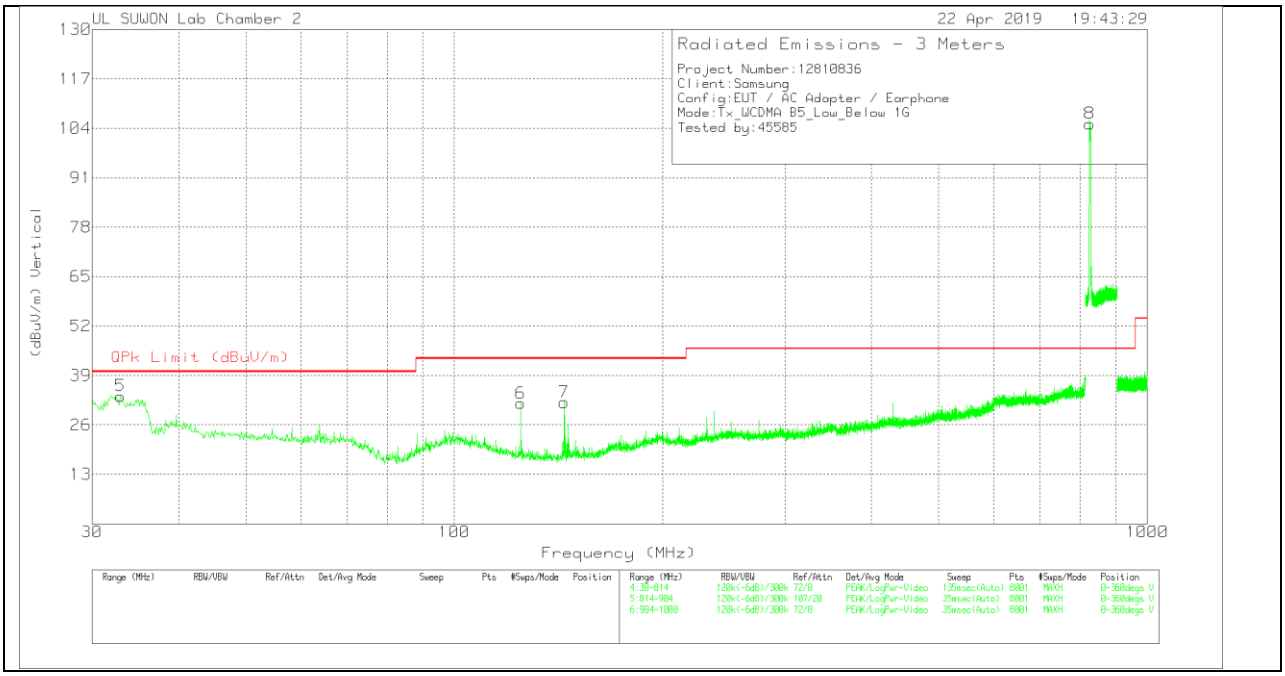

UL Korea, Ltd. Suwon Laboratory FORM ID: FCC_22/24/27
218 Maeyeong-ro, Yeongtong-gu, Suwon-si, Gyeonggi-do, 16675, Korea TEL: (031) 337-9902 FAX: (031) 213-5433
UL Korea, Ltd. Confidential
This report shall not be reproduced except in full, without the written approval of UL Korea, Ltd.

DATA

Trace Markers

Marker	Frequency (MHz)	Meter Reading (dBuV)	Det	VULB9163_749	Bypass_Below_1G[dB]	Corrected Reading (dBuV/m)	QPk Limit (dBuV/m)	Margin (dB)	Azimuth (Degs)	Height (cm)	Polarity
1	33.92	7.95	Pk	16	.7	24.65	40	-15.35	0-360	400	H
2	99.678	6.04	Pk	17.7	1.1	24.84	43.52	-18.68	0-360	300	H
3	239.328	10.98	Pk	18.5	1.7	31.18	46.02	-14.84	0-360	100	H
4	825.5875	74.08	Pk	27	3.1	104.18	**46.02**	**58.16**	0-360	200	H
5	32.94	17.39	Pk	15.6	.6	33.59	40	-6.41	0-360	100	V
6	124.668	15.77	Pk	14.7	1.2	31.67	43.52	-11.85	0-360	200	V
7	144.072	16.56	Pk	14.1	1.3	31.96	43.52	-11.56	0-360	200	V
8	825.9813	75.12	Pk	27	3.1	105.22	**46.02**	**59.2**	0-360	100	V

Pk - Peak detector

Note: Unwanted emissions captured from 824MHz to 849MHz and from 869MHz to 894MHz were the TX and RX signals generated from the call-simulator.

UL Korea, Ltd. Suwon Laboratory FORM ID: FCC_22/24/27
218 Maeyeong-ro, Yeongtong-gu, Suwon-si, Gyeonggi-do, 16675, Korea TEL: (031) 337-9902 FAX: (031) 213-5433
UL Korea, Ltd. Confidential
This report shall not be reproduced except in full, without the written approval of UL Korea, Ltd.

MID CHANNEL(881.6MHz)

HORIZONTAL PEAK PLOT

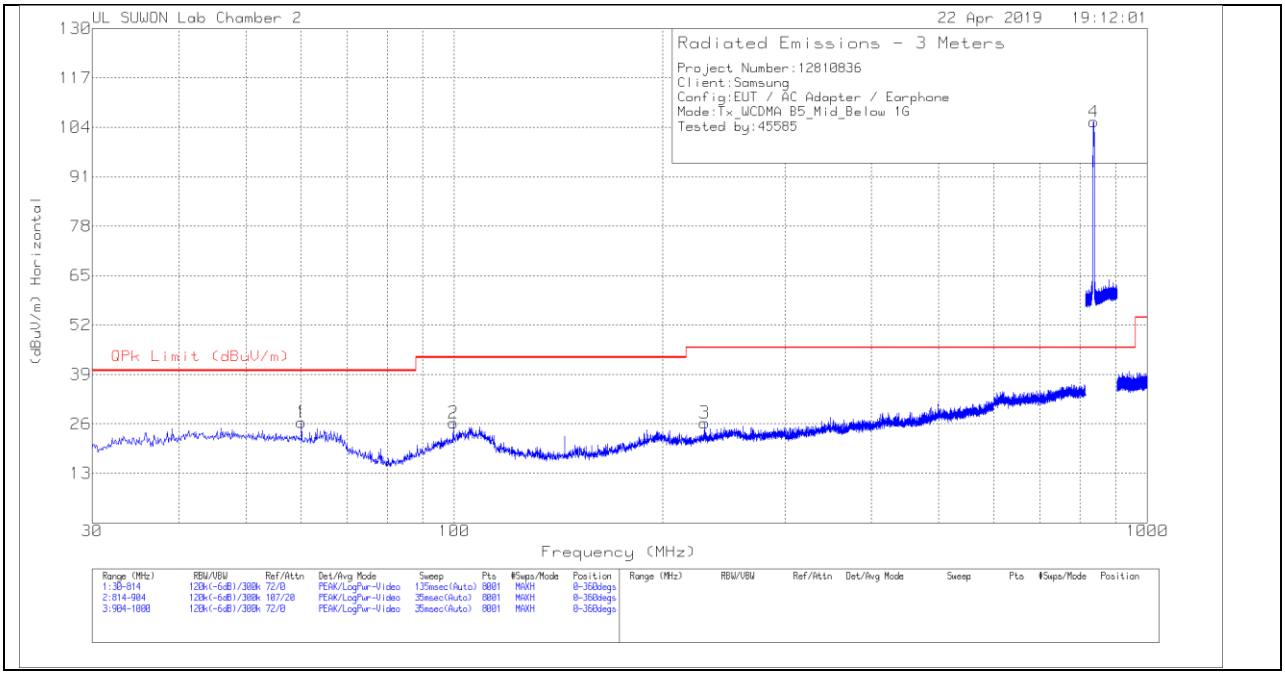

VERTICAL PEAK PLOT

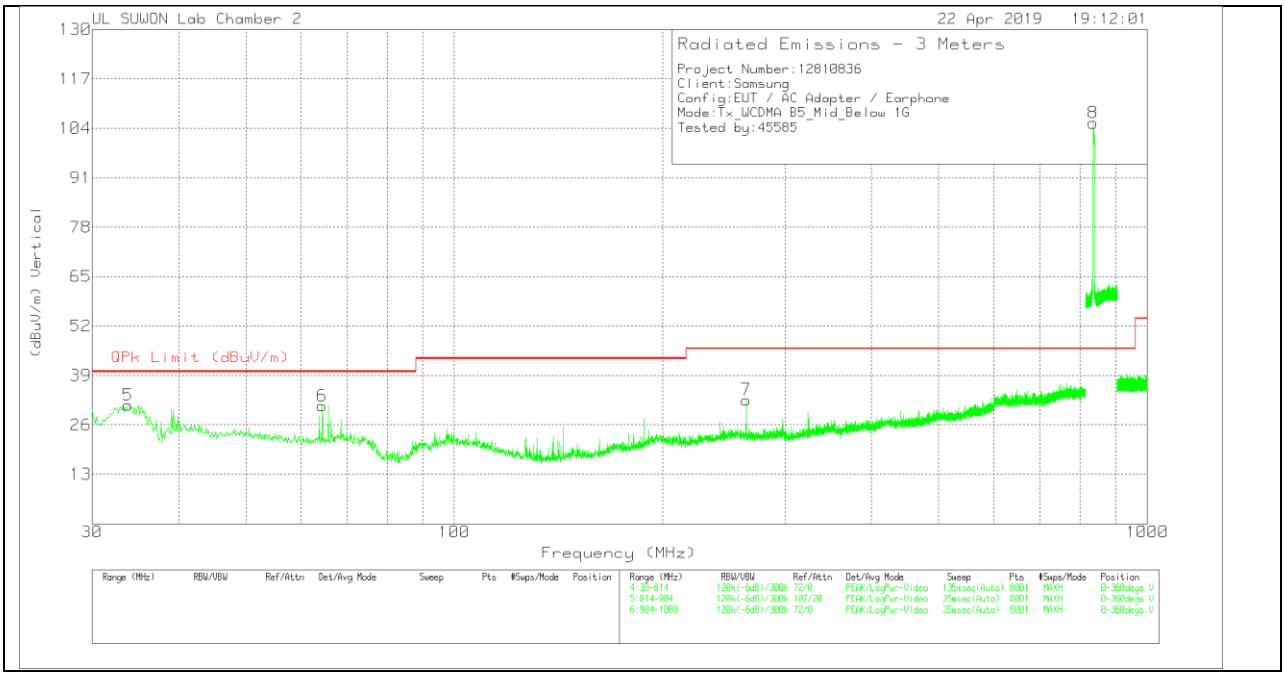

UL Korea, Ltd. Suwon Laboratory FORM ID: FCC_22/24/27
218 Maeyeong-ro, Yeongtong-gu, Suwon-si, Gyeonggi-do, 16675, Korea TEL: (031) 337-9902 FAX: (031) 213-5433
UL Korea, Ltd. Confidential
This report shall not be reproduced except in full, without the written approval of UL Korea, Ltd.

DATA

Trace Markers

Marker	Frequency (MHz)	Meter Reading (dBuV)	Det	VULB9163_749	Bypass_Below_1G[dB]	Corrected Reading (dBuV/m)	QPk Limit (dBuV/m)	Margin (dB)	Azimuth (Degs)	Height (cm)	Polarity
1	60.184	7.02	Pk	18.5	.9	26.42	40	-13.58	0-360	300	H
2	99.678	7.47	Pk	17.7	1.1	26.27	43.52	-17.25	0-360	300	H
3	229.626	6.29	Pk	18.3	1.7	26.29	46.02	-19.73	0-360	200	H
4	837.2088	75.28	Pk	27.1	3.1	105.48	**46.02**	**59.46**	0-360	200	H
5	33.822	14.6	Pk	16	.6	31.2	40	-8.8	0-360	100	V
6	64.496	12.72	Pk	17.4	.9	31.02	40	-8.98	0-360	200	V
7	263.632	12.24	Pk	18.6	1.7	32.54	46.02	-13.48	0-360	200	V
8	835.8813	75.23	Pk	27.1	3.1	105.43	**46.02**	**59.41**	0-360	100	V

Pk - Peak detector

Note: Unwanted emissions captured from 824MHz to 849MHz and from 869MHz to 894MHz were the TX and RX signals generated from the call-simulator.

UL Korea, Ltd. Suwon Laboratory FORM ID: FCC_22/24/27
218 Maeyeong-ro, Yeongtong-gu, Suwon-si, Gyeonggi-do, 16675, Korea TEL: (031) 337-9902 FAX: (031) 213-5433
UL Korea, Ltd. Confidential
This report shall not be reproduced except in full, without the written approval of UL Korea, Ltd.

HIGH CHANNEL(891.6MHz)

HORIZONTAL PEAK PLOT

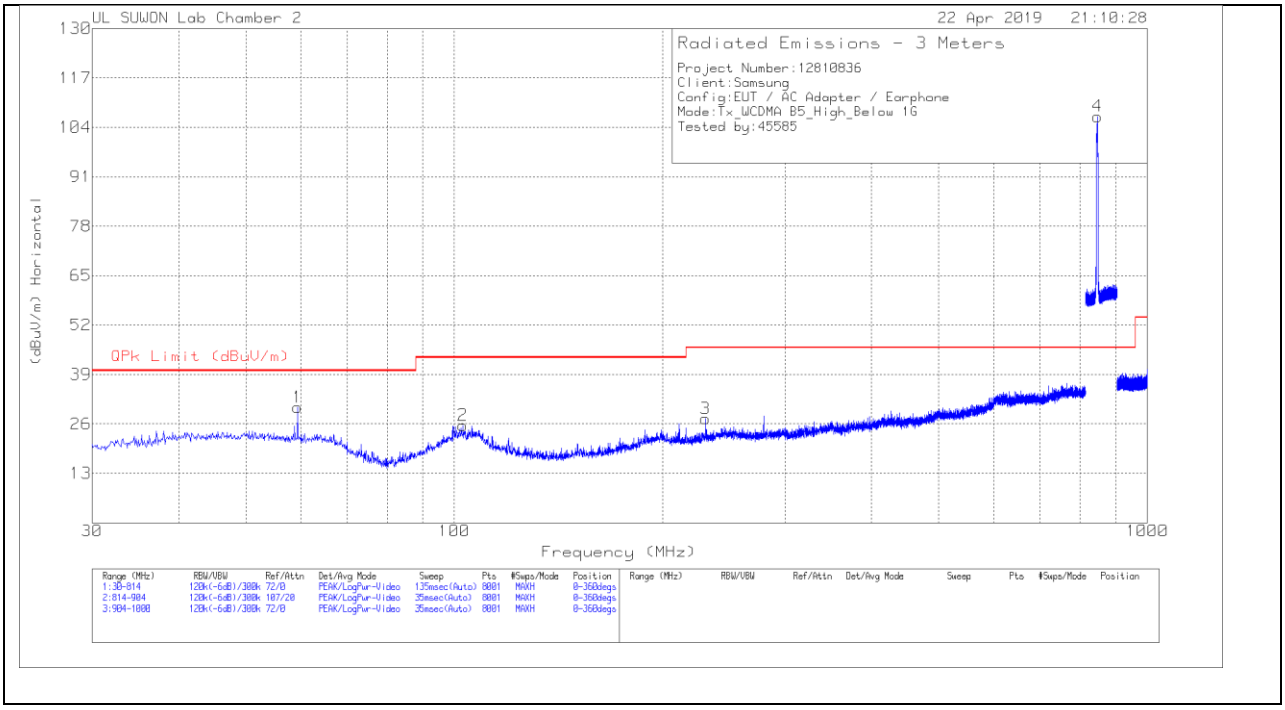

VERTICAL PEAK PLOT

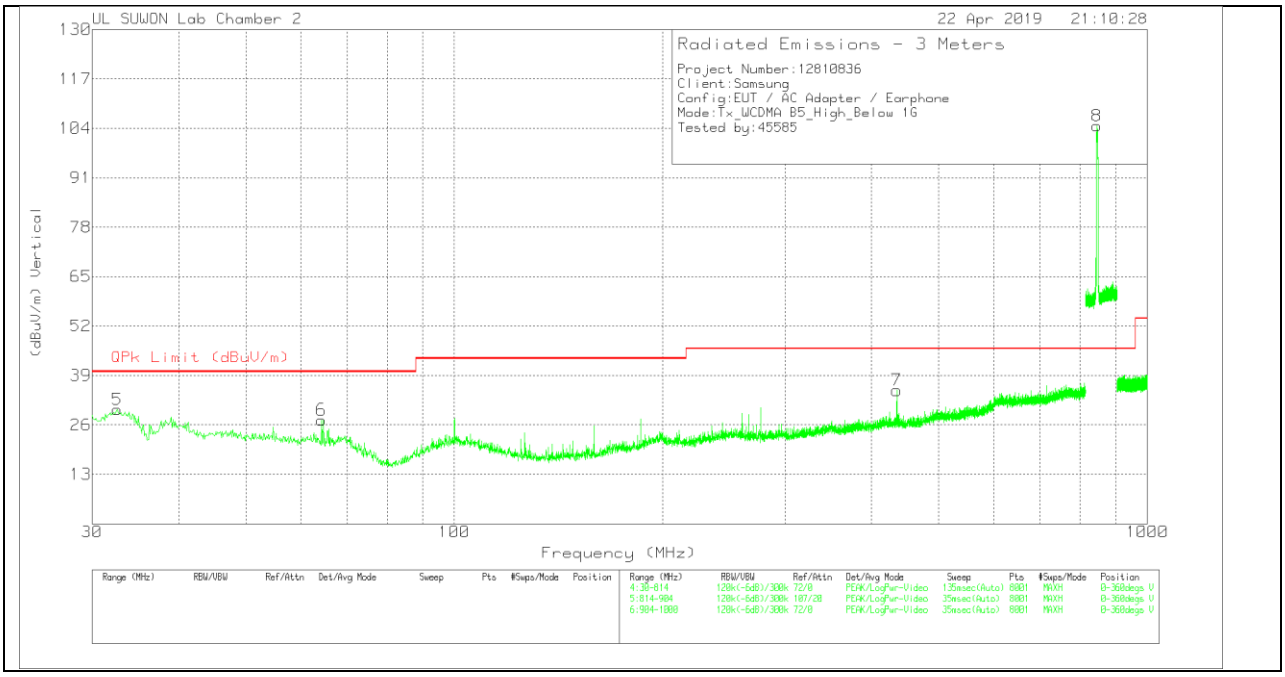

UL Korea, Ltd. Suwon Laboratory FORM ID: FCC_22/24/27
218 Maeyeong-ro, Yeongtong-gu, Suwon-si, Gyeonggi-do, 16675, Korea TEL: (031) 337-9902 FAX: (031) 213-5433
UL Korea, Ltd. Confidential
This report shall not be reproduced except in full, without the written approval of UL Korea, Ltd.

DATA

Trace Markers

Marker	Frequency (MHz)	Meter Reading (dBuV)	Det	VULB9163_749	Bypass_Below_1G[dB]	Corrected Reading (dBuV/m)	QPk Limit (dBuV/m)	Margin (dB)	Azimuth (Degs)	Height (cm)	Polarity
1	59.4	10.93	Pk	18.6	.8	30.33	40	-9.67	0-360	400	H
2	102.912	6.72	Pk	17.8	1.1	25.62	43.52	-17.9	0-360	300	H
3	230.508	7.38	Pk	18.4	1.6	27.38	46.02	-18.64	0-360	100	H
4	847.165	76.38	Pk	27.3	3.2	106.88	**46.02**	**60.86**	0-360	200	H
5	32.646	13.95	Pk	15.5	.6	30.05	40	-9.95	0-360	100	V
6	64.3	8.85	Pk	17.5	.9	27.25	40	-12.75	0-360	200	V
7	435.034	10.81	Pk	22.1	2.2	35.11	46.02	-10.91	0-360	100	V
8	846.1863	74.15	Pk	27.3	3.2	104.65	**46.02**	**58.63**	0-360	100	V

Pk - Peak detector

Note: Unwanted emissions captured from 824MHz to 849MHz and from 869MHz to 894MHz were the TX and RX signals generated from the call-simulator.

UL Korea, Ltd. Suwon Laboratory FORM ID: FCC_22/24/27
218 Maeyeong-ro, Yeongtong-gu, Suwon-si, Gyeonggi-do, 16675, Korea TEL: (031) 337-9902 FAX: (031) 213-5433
UL Korea, Ltd. Confidential
This report shall not be reproduced except in full, without the written approval of UL Korea, Ltd.

5.8. Below 1 GHz in the LTE Band 5

LOW CHANNEL(870.5MHz)

HORIZONTAL PEAK PLOT

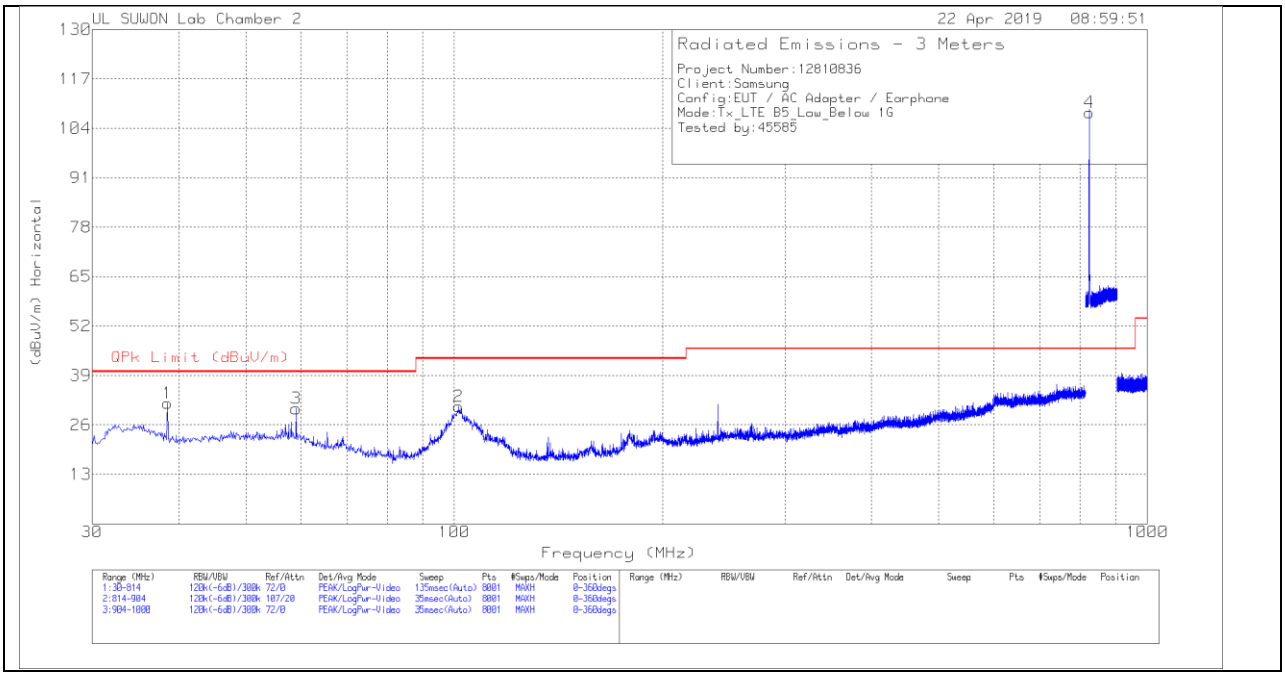

VERTICAL PEAK PLOT

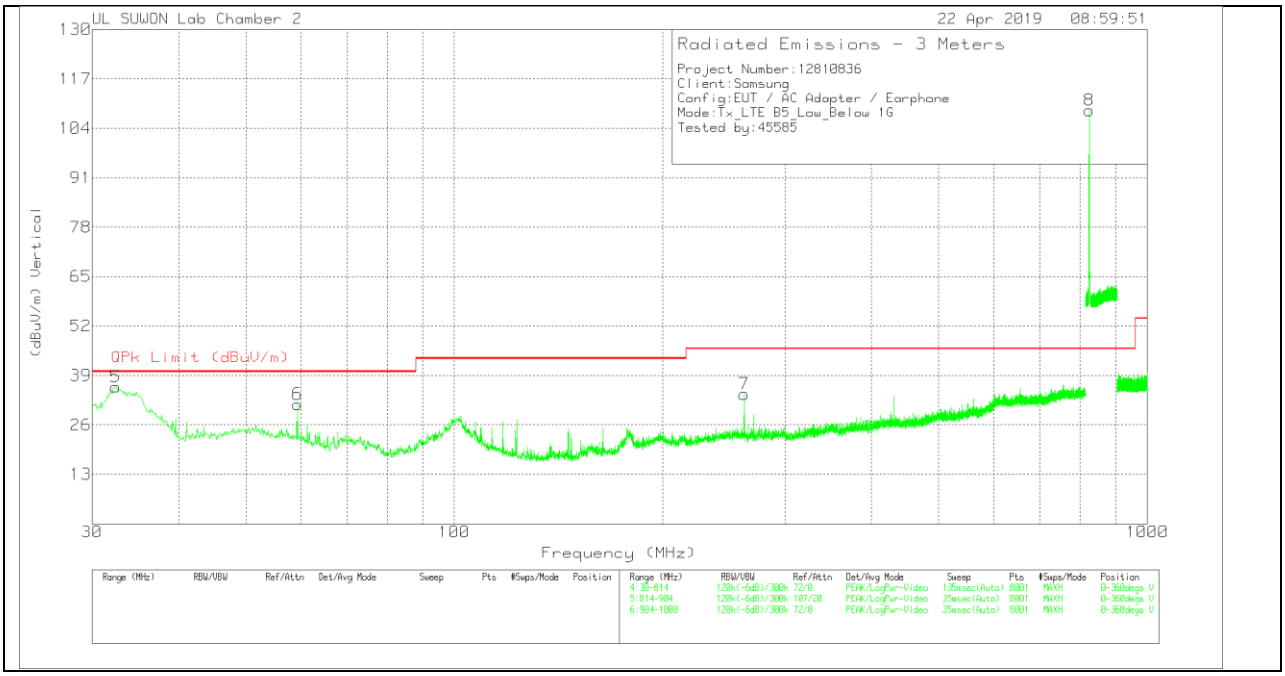

UL Korea, Ltd. Confidential
This report shall not be reproduced except in full, without the written approval of UL Korea, Ltd.

DATA

Trace Markers

Marker	Frequency (MHz)	Meter Reading (dBuV)	Det	VULB9163_749	Bypass_Below_1G[dB]	Corrected Reading (dBuV/m)	QPk Limit (dBuV/m)	Margin (dB)	Azimuth (Degs)	Height (cm)	Polarity
1	38.526	12.77	Pk	18.2	.7	31.67	40	-8.33	0-360	400	H
2	101.442	12.04	Pk	17.7	1.1	30.84	43.52	-12.68	0-360	300	H
3	59.106	10.8	Pk	18.7	.8	30.3	40	-9.7	0-360	300	H
4	824.6988	78.15	Pk	26.9	3.1	108.15	**46.02**	**62.13**	0-360	200	H
5	32.45	19.78	Pk	15.5	.7	35.98	40	-4.02	0-360	100	V
6	59.4	12.01	Pk	18.6	.8	31.41	40	-8.59	0-360	200	V
7	261.966	13.7	Pk	18.7	1.7	34.1	46.02	-11.92	0-360	100	V
8	824.6875	78.72	Pk	26.9	3.1	108.72	**46.02**	**62.7**	0-360	100	V

Pk - Peak detector

Radiated Emissions

Frequency (MHz)	Meter Reading (dBuV)	Det	VULB9163_749	Bypass_Below_1G[dB]	Corrected Reading (dBuV/m)	QPk Limit (dBuV/m)	Margin (dB)	Azimuth (Degs)	Height (cm)	Polarity
32.45	17.17	Qp	15.5	.7	33.37	40	-6.63	82	100	V

Qp - Quasi-Peak detector

Note: Unwanted emissions captured from 824MHz to 849MHz and from 869MHz to 894MHz were the TX and RX signals generated from the call-simulator.

UL Korea, Ltd. Suwon Laboratory FORM ID: FCC_22/24/27
218 Maeyeong-ro, Yeongtong-gu, Suwon-si, Gyeonggi-do, 16675, Korea TEL: (031) 337-9902 FAX: (031) 213-5433
UL Korea, Ltd. Confidential
This report shall not be reproduced except in full, without the written approval of UL Korea, Ltd.

MID CHANNEL(881.5MHz)

HORIZONTAL PEAK PLOT

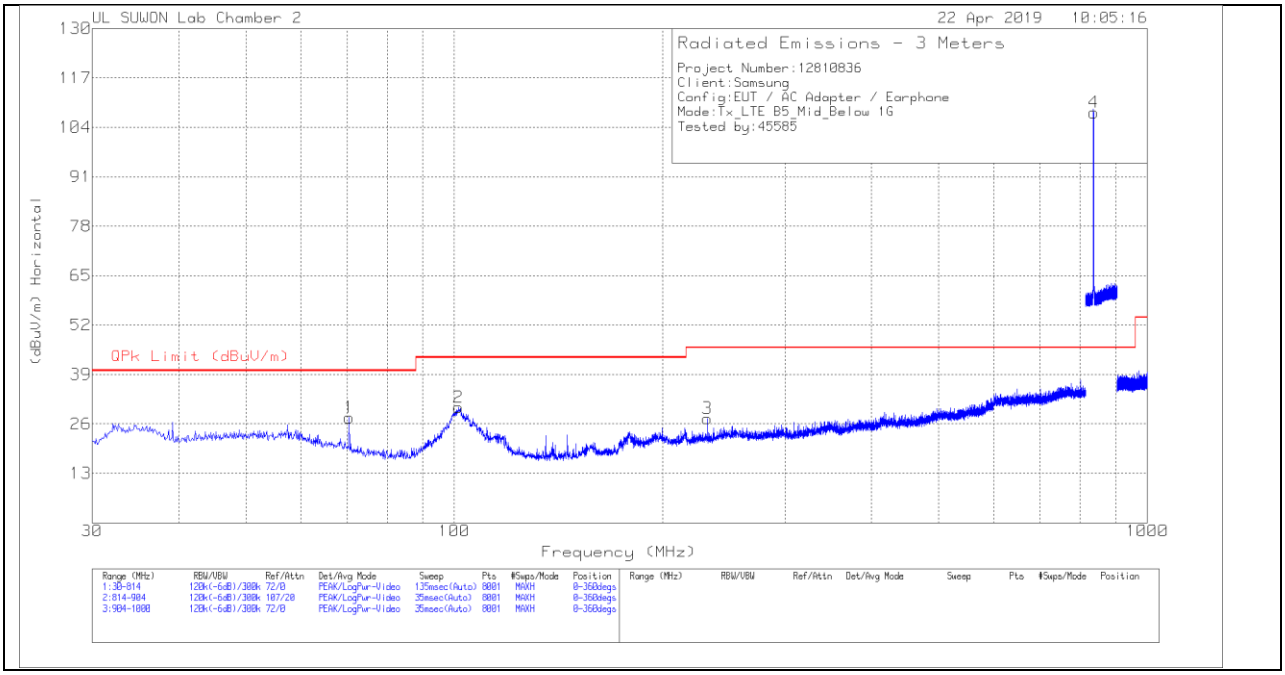

VERTICAL PEAK PLOT

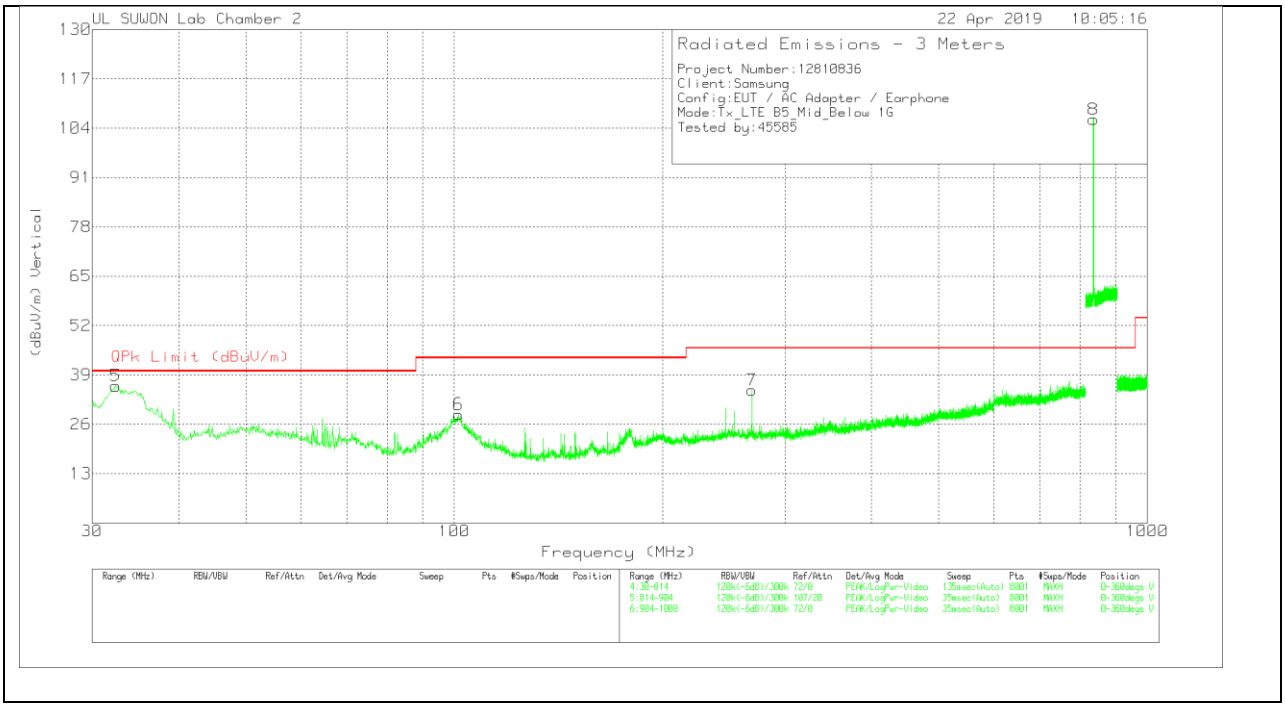

UL Korea, Ltd. Suwon Laboratory FORM ID: FCC_22/24/27
218 Maeyeong-ro, Yeongtong-gu, Suwon-si, Gyeonggi-do, 16675, Korea TEL: (031) 337-9902 FAX: (031) 213-5433
UL Korea, Ltd. Confidential
This report shall not be reproduced except in full, without the written approval of UL Korea, Ltd.

DATA

Trace Markers

Marker	Frequency (MHz)	Meter Reading (dBuV)	Det	VULB9163_749	Bypass_Below_1G[dB]	Corrected Reading (dBuV/m)	QPk Limit (dBuV/m)	Margin (dB)	Azimuth (Degs)	Height (cm)	Polarity
1	70.474	11.46	Pk	15.3	.9	27.66	40	-12.34	0-360	300	H
2	101.442	11.53	Pk	17.7	1.1	30.33	43.52	-13.19	0-360	300	H
3	231.684	7.53	Pk	18.3	1.6	27.43	46.02	-18.59	0-360	300	H
4	836.68	77.69	Pk	27.1	3.1	107.89	**46.02**	**61.87**	0-360	200	H
5	32.45	19.91	Pk	15.5	.7	36.11	40	-3.89	0-360	100	V
6	101.344	9.77	Pk	17.7	1.1	28.57	43.52	-14.95	0-360	300	V
7	268.924	14.61	Pk	18.6	1.8	35.01	46.02	-11.01	0-360	200	V
8	836.2075	75.96	Pk	27.1	3.2	106.26	**46.02**	**60.24**	0-360	100	V

Pk - Peak detector

Radiated Emissions

Frequency (MHz)	Meter Reading (dBuV)	Det	VULB9163_749	Bypass_Below_1G[dB]	Corrected Reading (dBuV/m)	QPk Limit (dBuV/m)	Margin (dB)	Azimuth (Degs)	Height (cm)	Polarity
32.45	17.36	Qp	15.5	.7	33.56	40	-6.44	88	100	V

Qp - Quasi-Peak detector

Note: Unwanted emissions captured from 824MHz to 849MHz and from 869MHz to 894MHz were the TX and RX signals generated from the call-simulator.

UL Korea, Ltd. Suwon Laboratory FORM ID: FCC_22/24/27
218 Maeyeong-ro, Yeongtong-gu, Suwon-si, Gyeonggi-do, 16675, Korea TEL: (031) 337-9902 FAX: (031) 213-5433
UL Korea, Ltd. Confidential
This report shall not be reproduced except in full, without the written approval of UL Korea, Ltd.

HIGH CHANNEL(892.5MHz)

HORIZONTAL PEAK PLOT

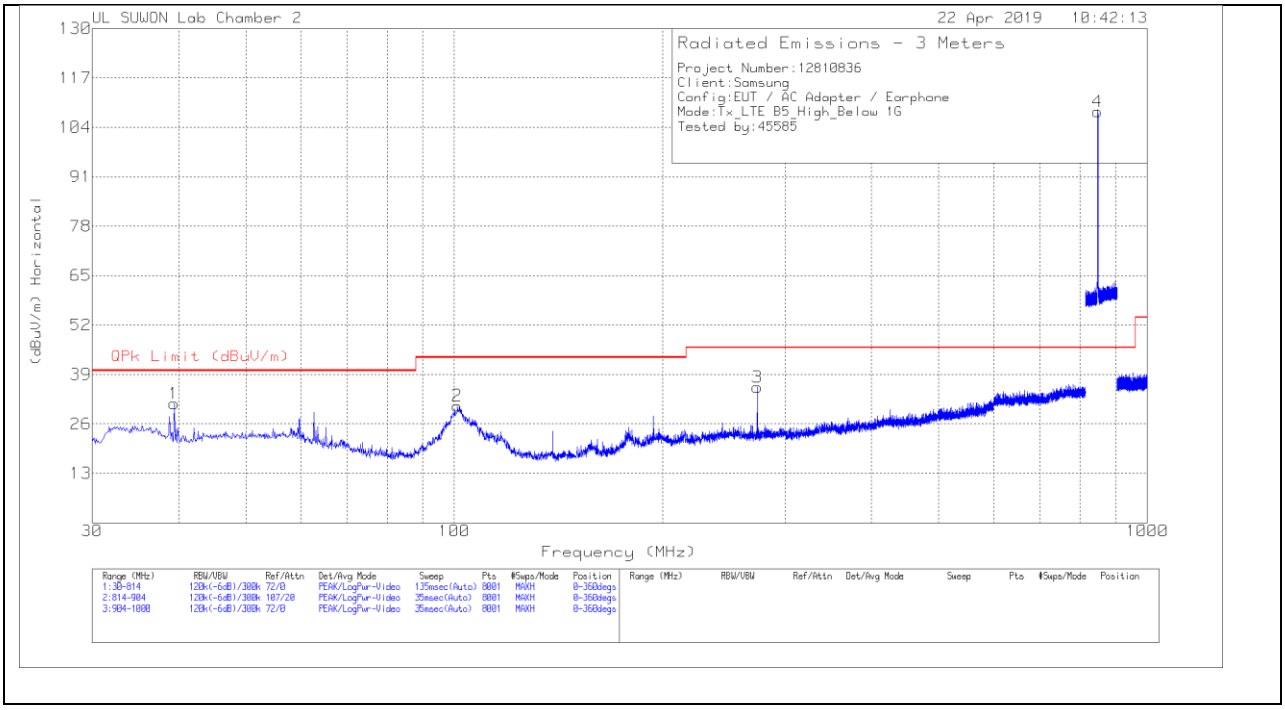

VERTICAL PEAK PLOT

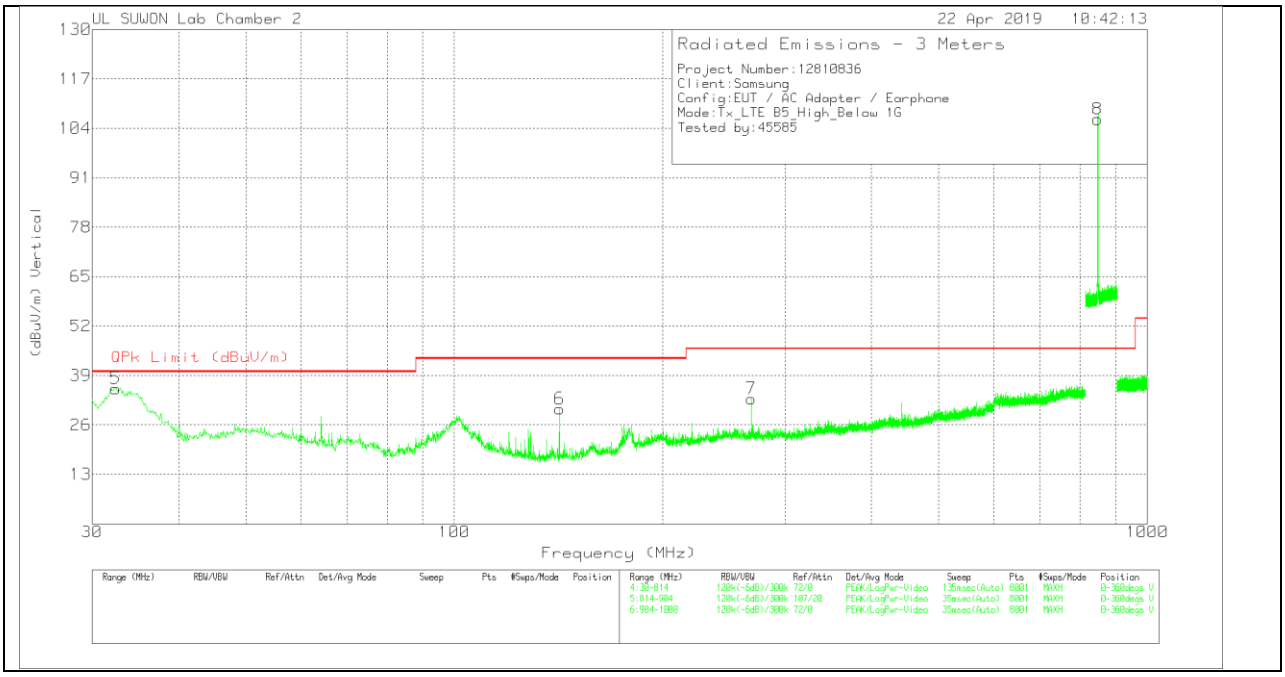

UL Korea, Ltd. Suwon Laboratory FORM ID: FCC_22/24/27
218 Maeyeong-ro, Yeongtong-gu, Suwon-si, Gyeonggi-do, 16675, Korea TEL: (031) 337-9902 FAX: (031) 213-5433
UL Korea, Ltd. Confidential
This report shall not be reproduced except in full, without the written approval of UL Korea, Ltd.

DATA

Trace Markers

Marker	Frequency (MHz)	Meter Reading (dBuV)	Det	VULB9163_749	Bypass_Below_1G[dB]	Corrected Reading (dBuV/m)	QPk Limit (dBuV/m)	Margin (dB)	Azimuth (Degs)	Height (cm)	Polarity
1	39.408	12.17	Pk	18.5	.7	31.37	40	-8.63	0-360	300	H
2	100.952	11.94	Pk	17.7	1.1	30.74	43.52	-12.78	0-360	300	H
3	273.628	15.12	Pk	18.7	1.8	35.62	46.02	-10.4	0-360	100	H
4	848.0313	77.49	Pk	27.4	3.2	108.09	**46.02**	**62.07**	0-360	100	H
5	32.45	19.36	Pk	15.5	.7	35.56	40	-4.44	0-360	100	V
6	141.818	14.84	Pk	14.1	1.3	30.24	43.52	-13.28	0-360	100	V
7	268.14	12.49	Pk	18.6	1.8	32.89	46.02	-13.13	0-360	100	V
8	847.93	75.81	Pk	27.4	3.2	106.41	**46.02**	**60.39**	0-360	100	V

Pk - Peak detector

Radiated Emissions

Frequency (MHz)	Meter Reading (dBuV)	Det	VULB9163_749	Bypass_Below_1G[dB]	Corrected Reading (dBuV/m)	QPk Limit (dBuV/m)	Margin (dB)	Azimuth (Degs)	Height (cm)	Polarity
32.45	17.34	Qp	15.5	.7	33.54	40	-6.46	87	100	V

Qp - Quasi-Peak detector

Note: Unwanted emissions captured from 824MHz to 849MHz and from 869MHz to 894MHz were the TX and RX signals generated from the call-simulator.

UL Korea, Ltd. Suwon Laboratory FORM ID: FCC_22/24/27
218 Maeyeong-ro, Yeongtong-gu, Suwon-si, Gyeonggi-do, 16675, Korea TEL: (031) 337-9902 FAX: (031) 213-5433
UL Korea, Ltd. Confidential
This report shall not be reproduced except in full, without the written approval of UL Korea, Ltd.

5.9. Below 1 GHz in the LTE Band 12

LOW CHANNEL(730.5MHz)

HORIZONTAL PEAK PLOT

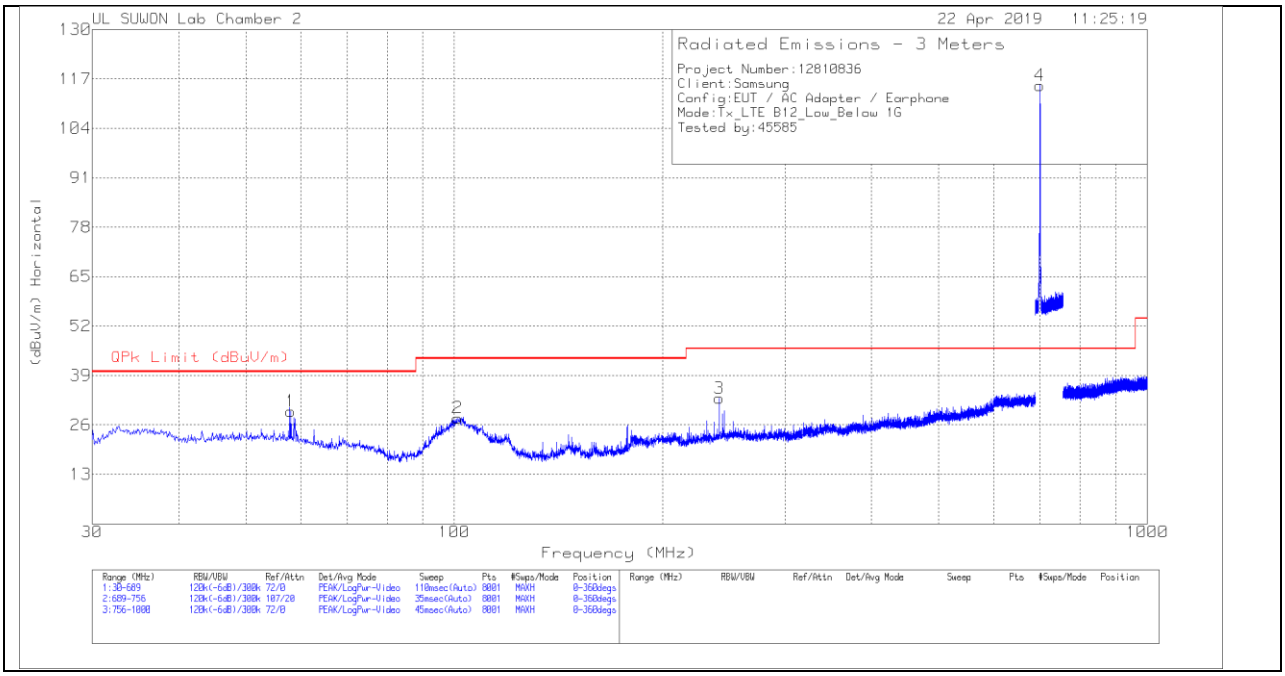

VERTICAL PEAK PLOT

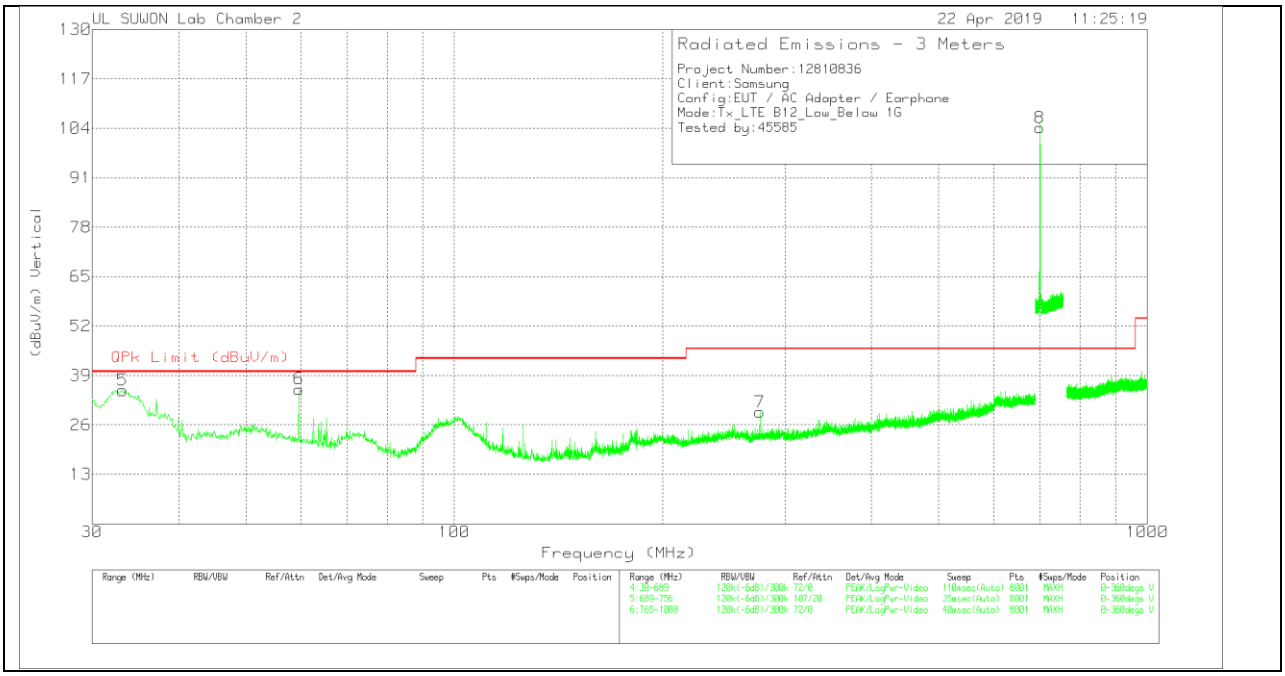

UL Korea, Ltd. Suwon Laboratory FORM ID: FCC_22/24/27
218 Maeyeong-ro, Yeongtong-gu, Suwon-si, Gyeonggi-do, 16675, Korea TEL: (031) 337-9902 FAX: (031) 213-5433
UL Korea, Ltd. Confidential
This report shall not be reproduced except in full, without the written approval of UL Korea, Ltd.

DATA

Trace Markers

Marker	Frequency (MHz)	Meter Reading (dBuV)	Det	VULB9163_749	Bypass_Below_1G[dB]	Corrected Reading (dBuV/m)	QPk Limit (dBuV/m)	Margin (dB)	Azimuth (Degs)	Height (cm)	Polarity
1	58.0899	9.96	Pk	18.8	.8	29.56	40	-10.44	0-360	400	H
2	101.0896	9	Pk	17.7	1.1	27.8	43.52	-15.72	0-360	300	H
3	241.1271	12.68	Pk	18.6	1.7	32.98	46.02	-13.04	0-360	100	H
4	699.9461	86.78	Pk	25.6	2.9	115.28	**46.02**	**69.26**	0-360	100	H
5	33.2126	18.71	Pk	15.7	.7	35.11	40	-4.89	0-360	100	V
6	59.655	16.01	Pk	18.6	.8	35.41	40	-4.59	0-360	100	V
7	275.9718	8.88	Pk	18.7	1.8	29.38	46.02	-16.64	0-360	300	V
8	699.5944	75.66	Pk	25.6	2.9	104.16	**46.02**	**58.14**	0-360	100	V

Pk - Peak detector

Radiated Emissions

Frequency (MHz)	Meter Reading (dBuV)	Det	VULB9163_749	Bypass_Below_1G[dB]	Corrected Reading (dBuV/m)	QPk Limit (dBuV/m)	Margin (dB)	Azimuth (Degs)	Height (cm)	Polarity
33.2126	14.61	Qp	15.7	.7	31.01	40	-8.99	108	116	V
59.655	-1.8	Qp	18.6	.8	17.6	40	-22.4	40	312	V

Qp - Quasi-Peak detector

Note: Unwanted emissions captured from 699MHz to 716MHz and from 729MHz to 746MHz were the TX and RX signals generated from the call-simulator.

UL Korea, Ltd. Suwon Laboratory FORM ID: FCC_22/24/27
218 Maeyeong-ro, Yeongtong-gu, Suwon-si, Gyeonggi-do, 16675, Korea TEL: (031) 337-9902 FAX: (031) 213-5433
UL Korea, Ltd. Confidential
This report shall not be reproduced except in full, without the written approval of UL Korea, Ltd.

MID CHANNEL(737.5MHz)

HORIZONTAL PEAK PLOT

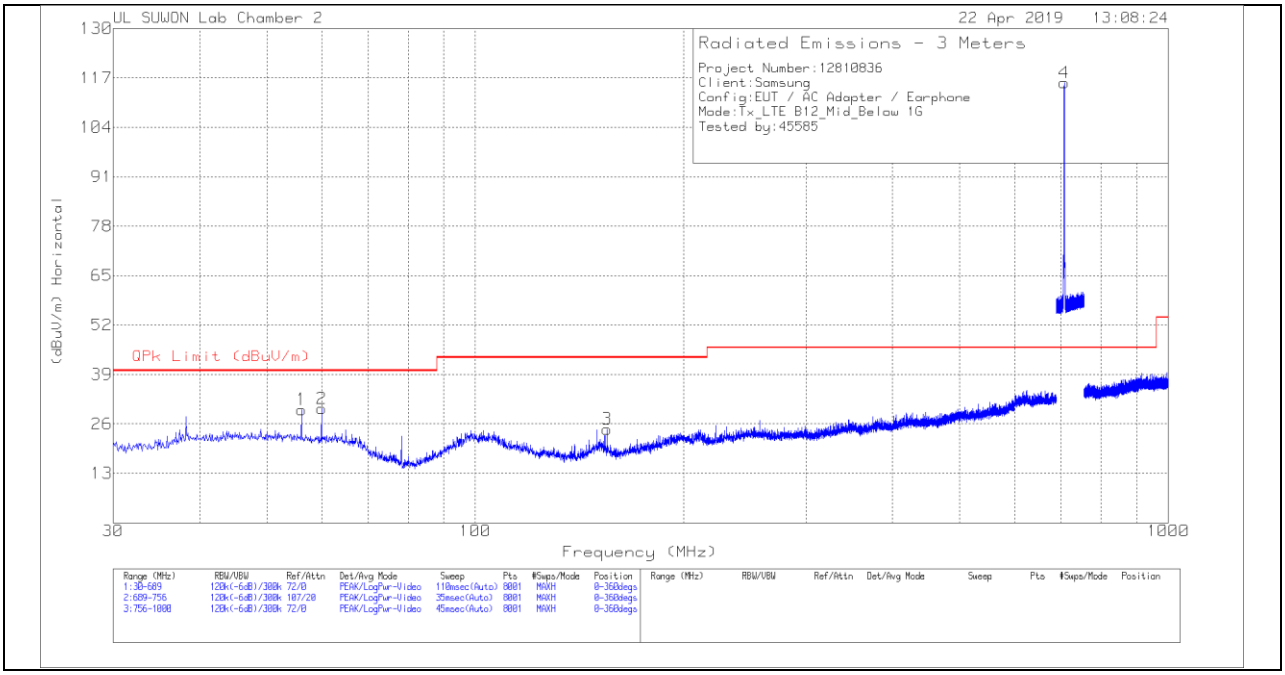

VERTICAL PEAK PLOT

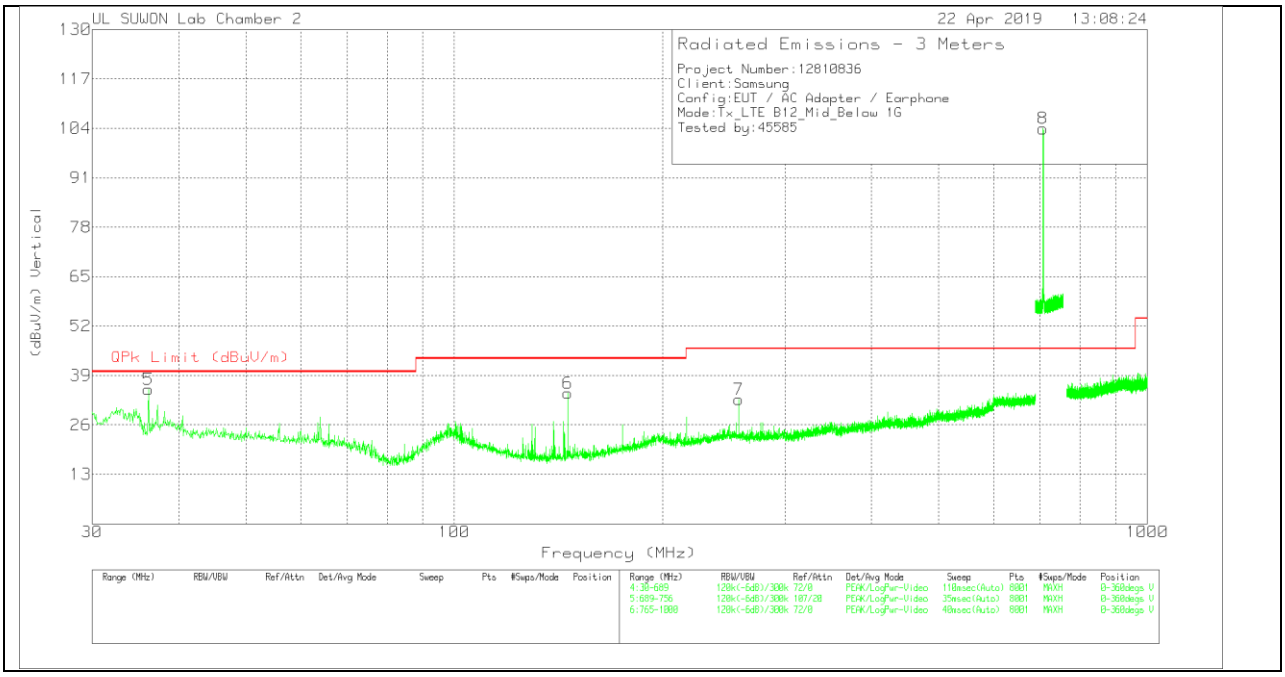

UL Korea, Ltd. Suwon Laboratory FORM ID: FCC_22/24/27
218 Maeyeong-ro, Yeongtong-gu, Suwon-si, Gyeonggi-do, 16675, Korea TEL: (031) 337-9902 FAX: (031) 213-5433
UL Korea, Ltd. Confidential
This report shall not be reproduced except in full, without the written approval of UL Korea, Ltd.

DATA

Trace Markers

Marker	Frequency (MHz)	Meter Reading (dBuV)	Det	VULB9163_749	Bypass_Below_1G[dB]	Corrected Reading (dBuV/m)	QPk Limit (dBuV/m)	Margin (dB)	Azimuth (Degs)	Height (cm)	Polarity
1	56.1129	9.77	Pk	19.2	.8	29.77	40	-10.23	0-360	400	H
2	59.9845	10.7	Pk	18.5	.8	30	40	-10	0-360	400	H
3	154.8805	9.13	Pk	14.2	1.3	24.63	43.52	-18.89	0-360	200	H
4	707.7181	87.35	Pk	25.5	2.9	115.75	**46.02**	**69.73**	0-360	100	H
5	36.1781	17.5	Pk	17.2	.6	35.3	40	-4.7	0-360	100	V
6	145.8193	18.9	Pk	14.1	1.3	34.3	43.52	-9.22	0-360	100	V
7	257.1079	11.96	Pk	19	1.7	32.66	46.02	-13.36	0-360	200	V
8	707.4585	75.53	Pk	25.5	2.9	103.93	**46.02**	**57.91**	0-360	200	V

Pk - Peak detector

Radiated Emissions

Frequency (MHz)	Meter Reading (dBuV)	Det	VULB9163_749	Bypass_Below_1G[dB]	Corrected Reading (dBuV/m)	QPk Limit (dBuV/m)	Margin (dB)	Azimuth (Degs)	Height (cm)	Polarity
36.1781	1.8	Qp	17.2	.6	19.6	40	-20.4	197	100	V

Qp - Quasi-Peak detector

Note: Unwanted emissions captured from 699MHz to 716MHz and from 729MHz to 746MHz were the TX and RX signals generated from the call-simulator.

UL Korea, Ltd. Suwon Laboratory FORM ID: FCC_22/24/27
218 Maeyeong-ro, Yeongtong-gu, Suwon-si, Gyeonggi-do, 16675, Korea TEL: (031) 337-9902 FAX: (031) 213-5433
UL Korea, Ltd. Confidential
This report shall not be reproduced except in full, without the written approval of UL Korea, Ltd.

HIGH CHANNEL(744.5MHz)

HORIZONTAL PEAK PLOT

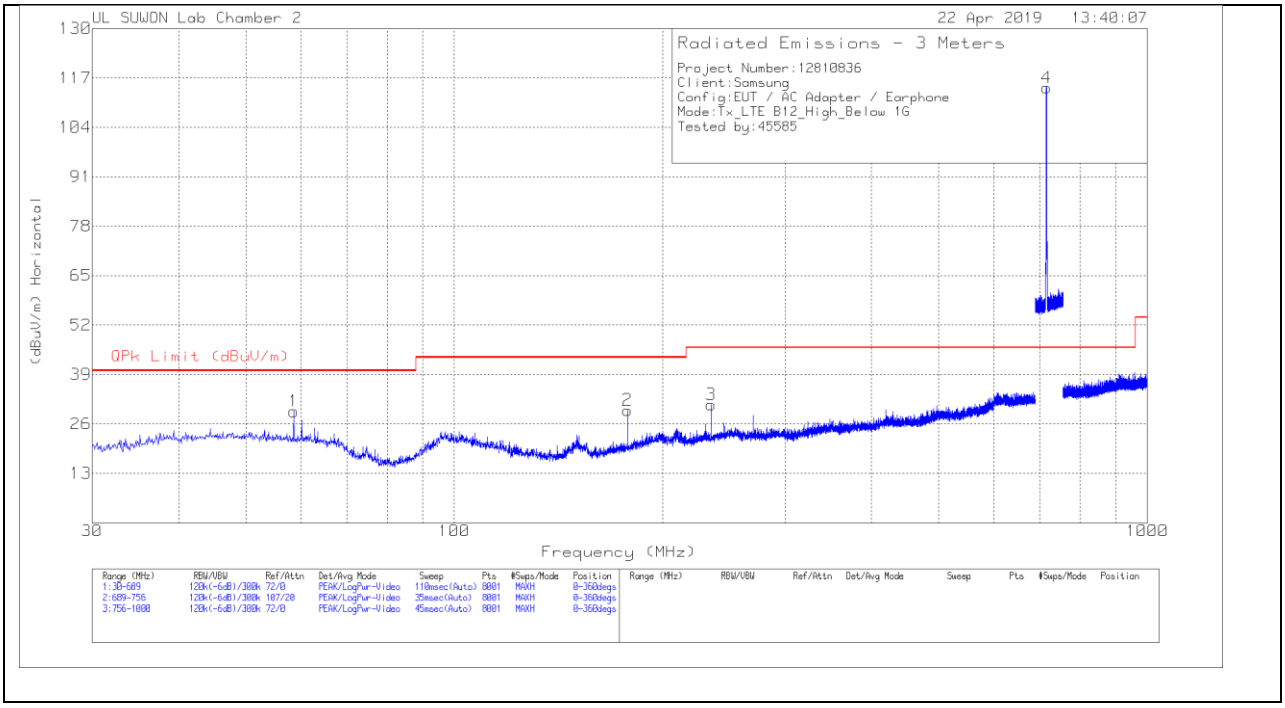

VERTICAL PEAK PLOT

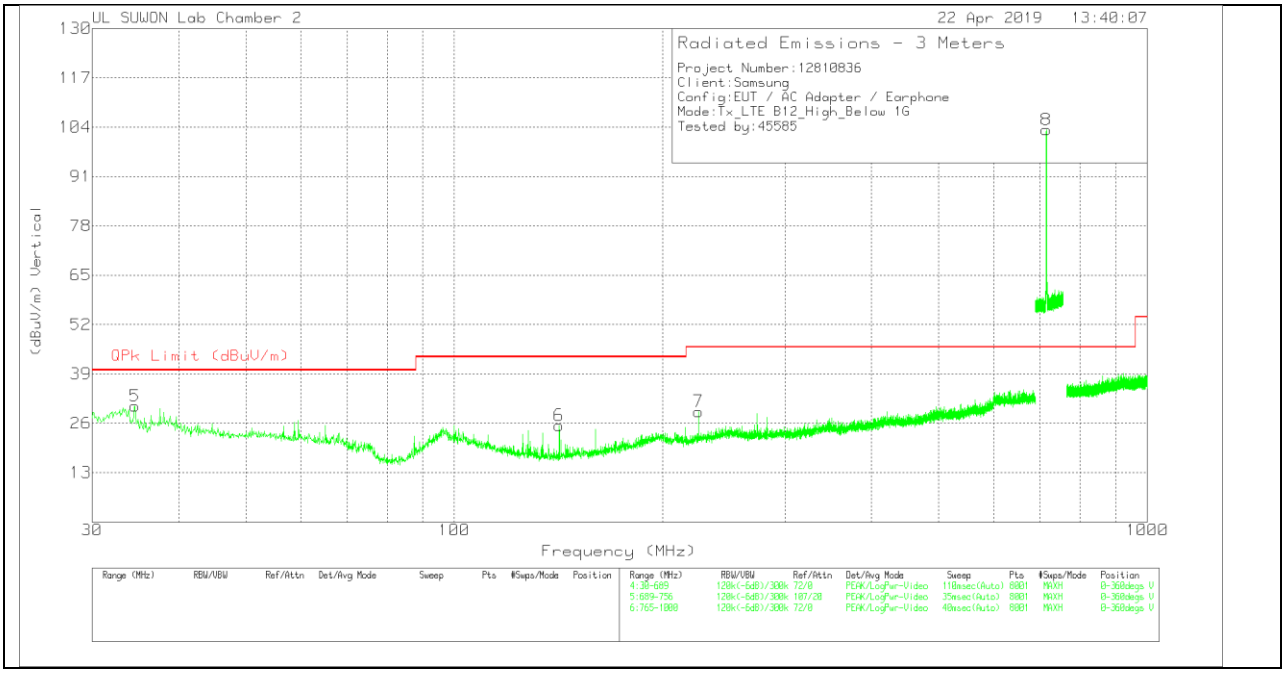

UL Korea, Ltd. Suwon Laboratory FORM ID: FCC_22/24/27
218 Maeyeong-ro, Yeongtong-gu, Suwon-si, Gyeonggi-do, 16675, Korea TEL: (031) 337-9902 FAX: (031) 213-5433
UL Korea, Ltd. Confidential
This report shall not be reproduced except in full, without the written approval of UL Korea, Ltd.

DATA

Trace Markers

Marker	Frequency (MHz)	Meter Reading (dBuV)	Det	VULB9163_749	Bypass_Below_1G[dB]	Corrected Reading (dBuV/m)	QPk Limit (dBuV/m)	Margin (dB)	Azimuth (Degs)	Height (cm)	Polarity
1	58.6665	9.81	Pk	18.7	.8	29.31	40	-10.69	0-360	400	H
2	177.6984	12.81	Pk	15.4	1.4	29.61	43.52	-13.91	0-360	100	H
3	234.7019	11.18	Pk	18.2	1.7	31.08	46.02	-14.94	0-360	200	H
4	715.7079	85.8	Pk	25.7	2.9	114.4	**46.02**	**68.38**	0-360	100	H
5	34.613	13.4	Pk	16.4	.7	30.5	40	-9.5	0-360	100	V
6	141.7005	10.03	Pk	14.1	1.3	25.43	43.52	-18.09	0-360	200	V
7	225.064	9.59	Pk	17.9	1.6	29.09	46.02	-16.93	0-360	200	V
8	715.0881	74.72	Pk	25.7	2.9	103.32	**46.02**	**57.3**	0-360	200	V

Pk - Peak detector

Note: Unwanted emissions captured from 699MHz to 716MHz and from 729MHz to 746MHz were the TX and RX signals generated from the call-simulator.

UL Korea, Ltd. Suwon Laboratory FORM ID: FCC_22/24/27
218 Maeyeong-ro, Yeongtong-gu, Suwon-si, Gyeonggi-do, 16675, Korea TEL: (031) 337-9902 FAX: (031) 213-5433
UL Korea, Ltd. Confidential
This report shall not be reproduced except in full, without the written approval of UL Korea, Ltd.

5.10. Below 1 GHz in the LTE Band 13

LOW CHANNEL(748.5MHz)

HORIZONTAL PEAK PLOT

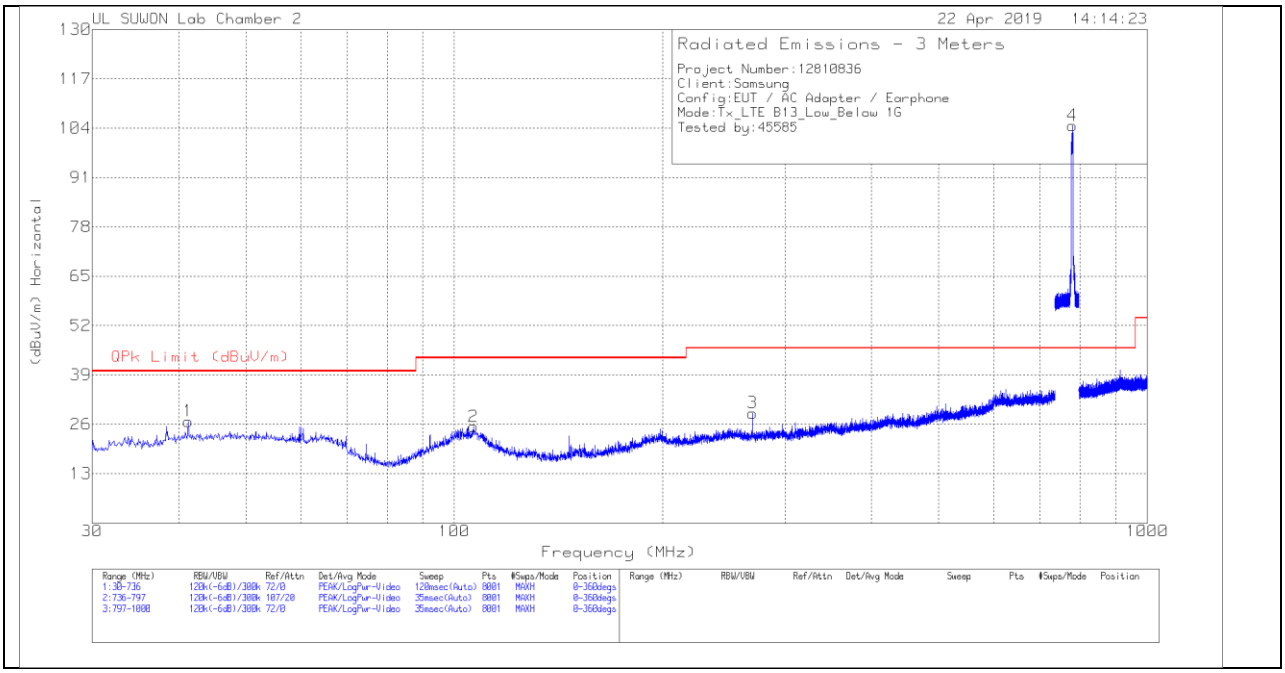

VERTICAL PEAK PLOT

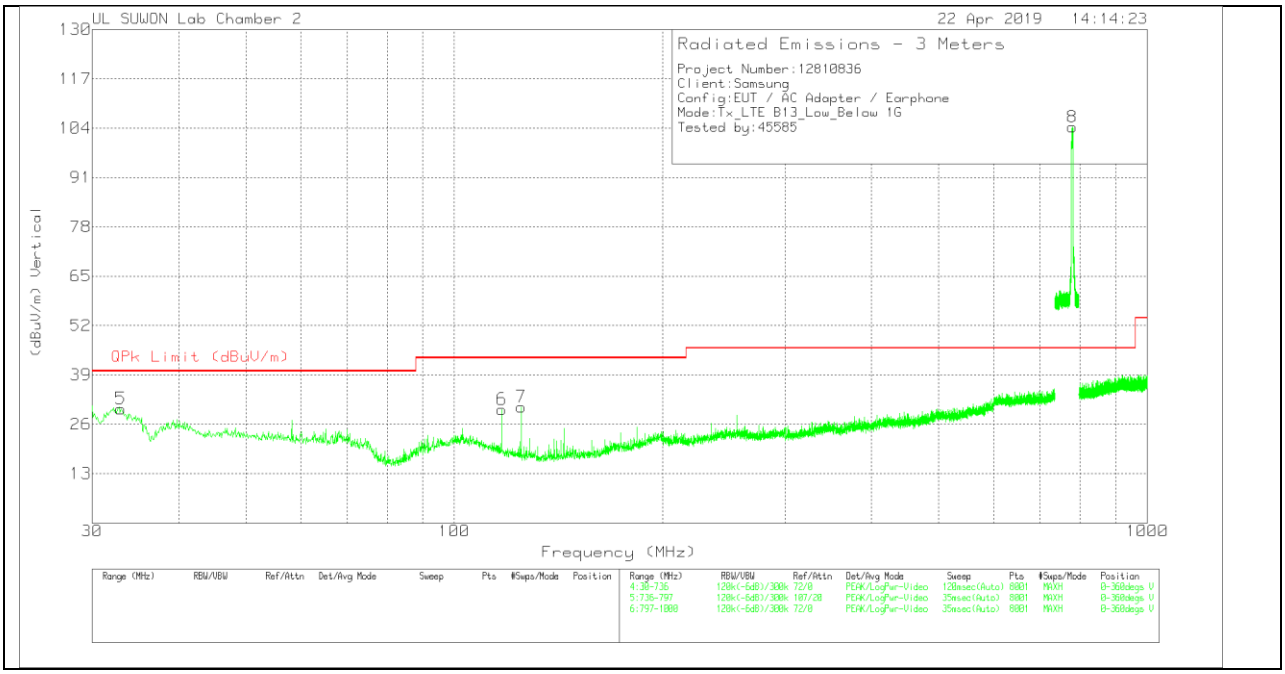

UL Korea, Ltd. Confidential
This report shall not be reproduced except in full, without the written approval of UL Korea, Ltd.

DATA

Trace Markers

Marker	Frequency (MHz)	Meter Reading (dBuV)	Det	VULB9163_749	Bypass_Below_1G[dB]	Corrected Reading (dBuV/m)	QPk Limit (dBuV/m)	Margin (dB)	Azimuth (Degs)	Height (cm)	Polarity
1	41.296	7	Pk	19.1	.7	26.8	40	-13.2	0-360	400	H
2	106.5128	6.76	Pk	17.5	1.1	25.36	43.52	-18.16	0-360	300	H
3	269.334	8.56	Pk	18.6	1.8	28.96	46.02	-17.06	0-360	100	H
4	780.0344	74.99	Pk	26.7	3	104.69	**46.02**	**58.67**	0-360	100	H
5	33.0005	13.8	Pk	15.6	.7	30.1	40	-9.9	0-360	100	V
6	117.1028	12.83	Pk	15.9	1.2	29.93	43.52	-13.59	0-360	100	V
7	124.957	14.66	Pk	14.7	1.2	30.56	43.52	-12.96	0-360	100	V
8	780.2631	74.6	Pk	26.7	3	104.3	**46.02**	**58.28**	0-360	100	V

Pk - Peak detector

Note: Unwanted emissions captured from 777MHz to 787MHz and from 746MHz to 756MHz were the TX and RX signals generated from the call-simulator.

UL Korea, Ltd. Suwon Laboratory FORM ID: FCC_22/24/27
218 Maeyeong-ro, Yeongtong-gu, Suwon-si, Gyeonggi-do, 16675, Korea TEL: (031) 337-9902 FAX: (031) 213-5433
UL Korea, Ltd. Confidential
This report shall not be reproduced except in full, without the written approval of UL Korea, Ltd.

MID CHANNEL(751.0MHz)

HORIZONTAL PEAK PLOT

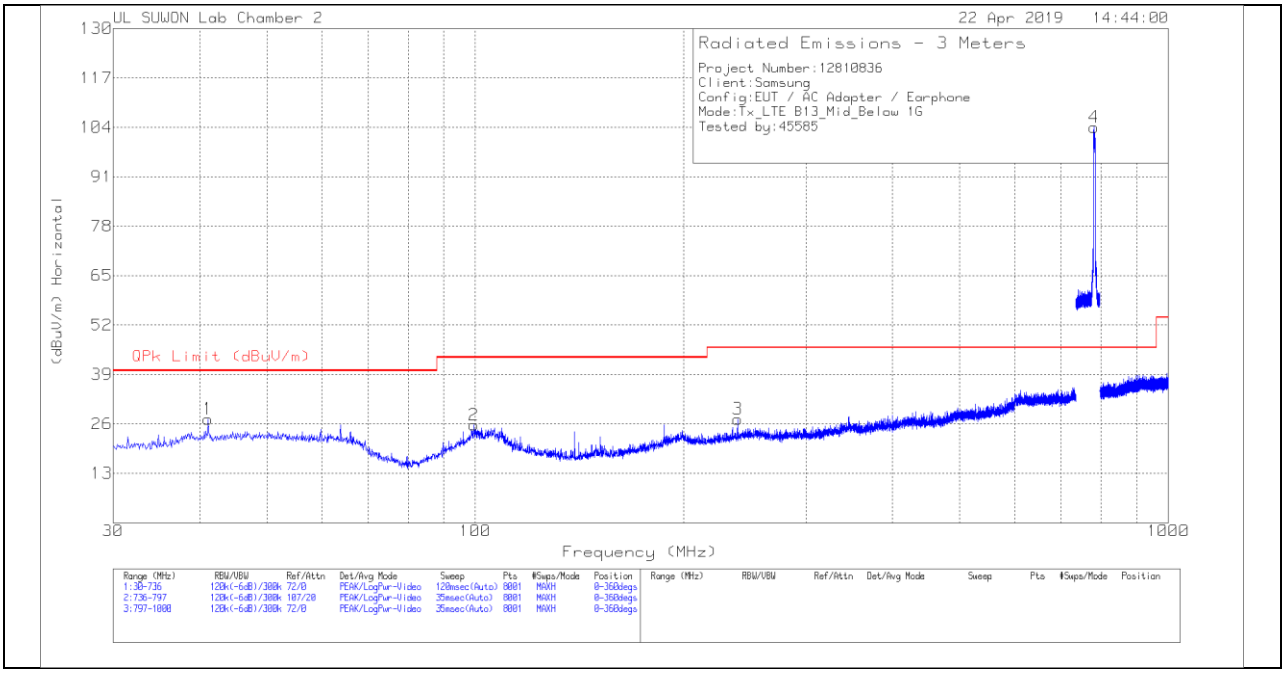

VERTICAL PEAK PLOT

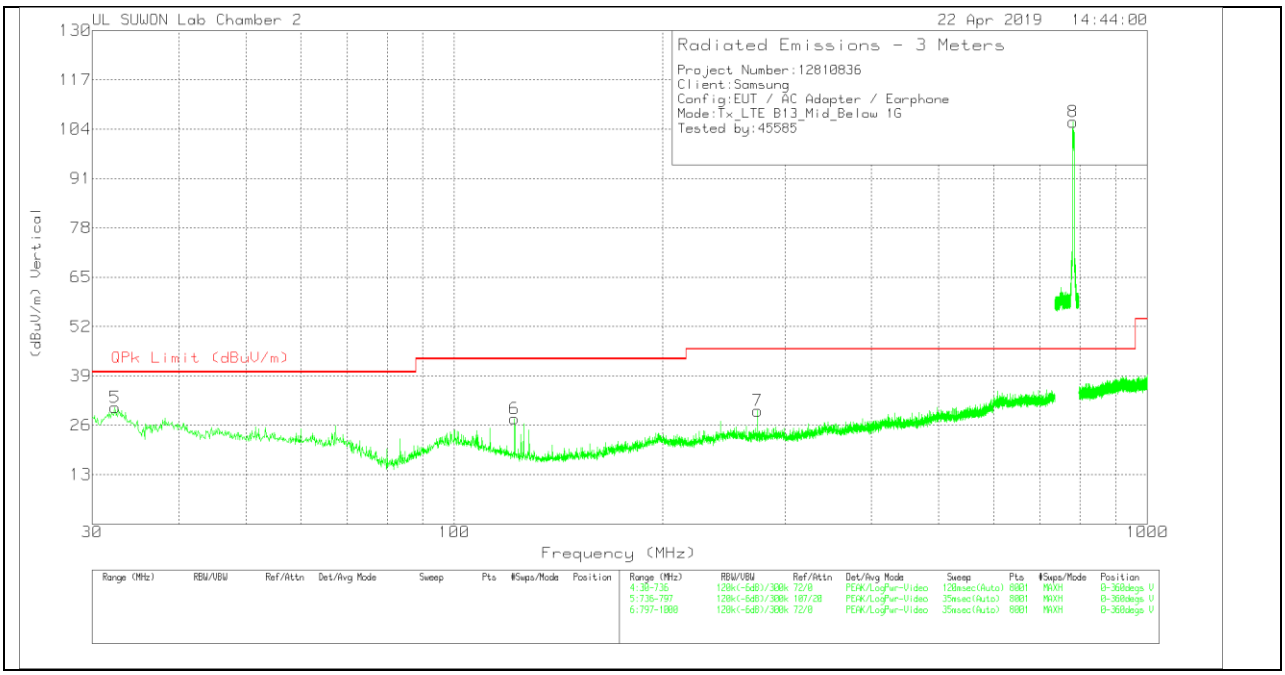

UL Korea, Ltd. Suwon Laboratory FORM ID: FCC_22/24/27
218 Maeyeong-ro, Yeongtong-gu, Suwon-si, Gyeonggi-do, 16675, Korea TEL: (031) 337-9902 FAX: (031) 213-5433
UL Korea, Ltd. Confidential
This report shall not be reproduced except in full, without the written approval of UL Korea, Ltd.

DATA

Trace Markers

Marker	Frequency (MHz)	Meter Reading (dBuV)	Det	VULB9163_749	Bypass_Below_1G[dB]	Corrected Reading (dBuV/m)	QPk Limit (dBuV/m)	Margin (dB)	Azimuth (Degs)	Height (cm)	Polarity
1	41.1195	7.59	Pk	19	.7	27.29	40	-12.71	0-360	200	H
2	99.541	6.92	Pk	17.7	1.1	25.72	43.52	-17.8	0-360	300	H
3	238.976	7.17	Pk	18.5	1.6	27.27	46.02	-18.75	0-360	400	H
4	781.6204	74.31	Pk	26.7	3	104.01	**46.02**	**57.99**	0-360	100	H
5	32.3828	14.47	Pk	15.5	.7	30.67	40	-9.33	0-360	100	V
6	122.133	11.5	Pk	15	1.2	27.7	43.52	-15.82	0-360	100	V
7	273.923	9.31	Pk	18.7	1.8	29.81	46.02	-16.21	0-360	100	V
8	781.6814	76.21	Pk	26.7	3	105.91	**46.02**	**59.89**	0-360	100	V

Pk - Peak detector

Note: Unwanted emissions captured from 777MHz to 787MHz and from 746MHz to 756MHz were the TX and RX signals generated from the call-simulator.

UL Korea, Ltd. Suwon Laboratory FORM ID: FCC_22/24/27
218 Maeyeong-ro, Yeongtong-gu, Suwon-si, Gyeonggi-do, 16675, Korea TEL: (031) 337-9902 FAX: (031) 213-5433
UL Korea, Ltd. Confidential
This report shall not be reproduced except in full, without the written approval of UL Korea, Ltd.

HIGH CHANNEL(753.5MHz)

HORIZONTAL PEAK PLOT

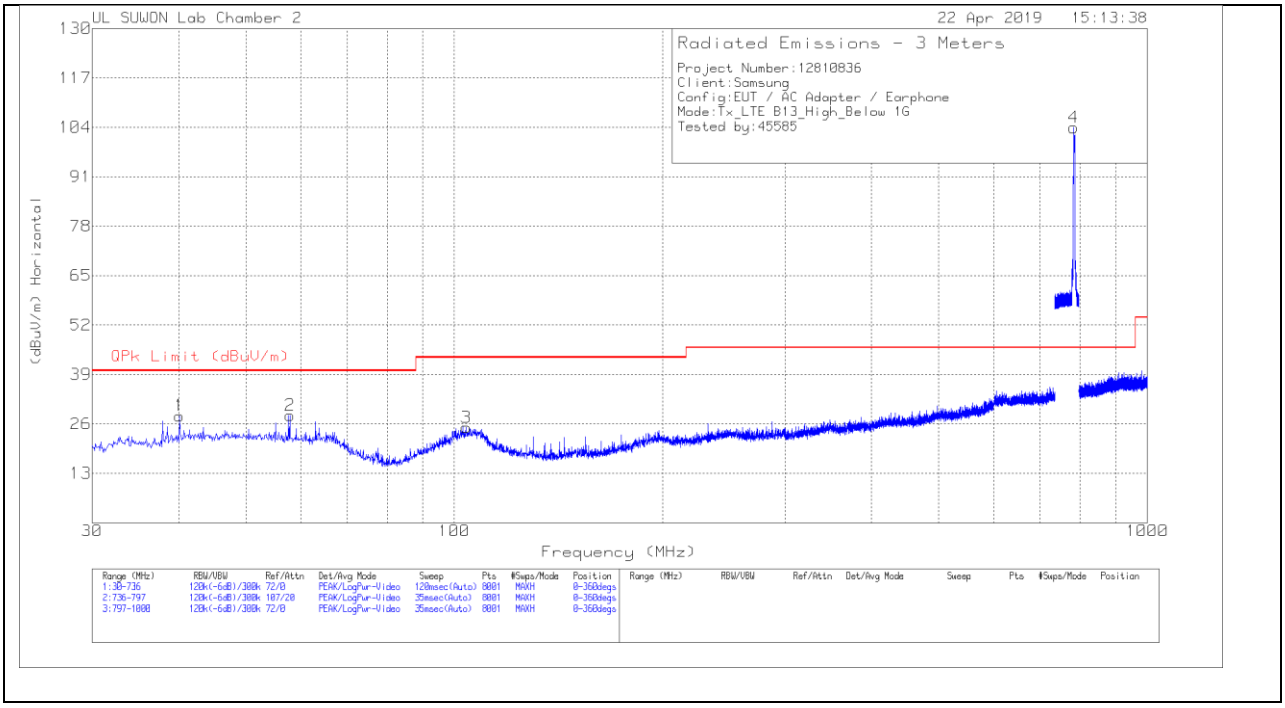

VERTICAL PEAK PLOT

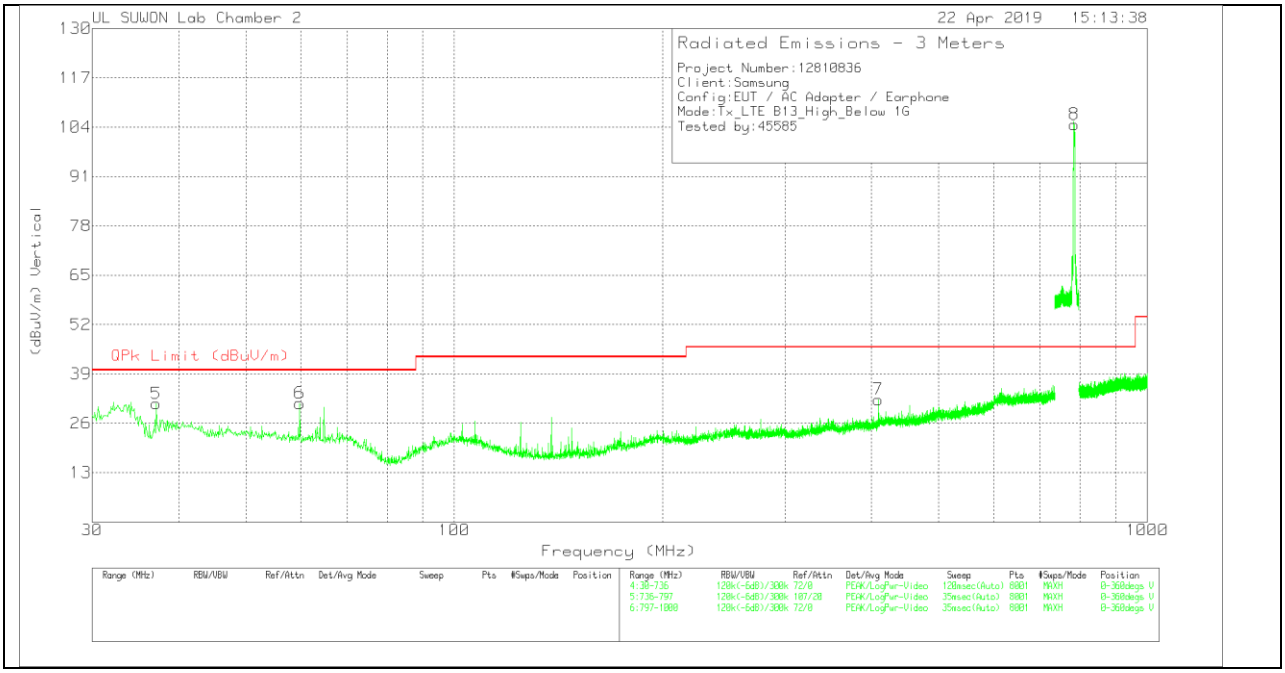

UL Korea, Ltd. Suwon Laboratory FORM ID: FCC_22/24/27
218 Maeyeong-ro, Yeongtong-gu, Suwon-si, Gyeonggi-do, 16675, Korea TEL: (031) 337-9902 FAX: (031) 213-5433
UL Korea, Ltd. Confidential
This report shall not be reproduced except in full, without the written approval of UL Korea, Ltd.

DATA

Trace Markers

Marker	Frequency (MHz)	Meter Reading (dBuV)	Det	VULB9163_749	Bypass_Below_1G[dB]	Corrected Reading (dBuV/m)	QPk Limit (dBuV/m)	Margin (dB)	Azimuth (Degs)	Height (cm)	Polarity
1	40.1488	8.74	Pk	18.7	.7	28.14	40	-11.86	0-360	200	H
2	57.887	8.54	Pk	18.9	.8	28.24	40	-11.76	0-360	100	H
3	104.0418	6.28	Pk	17.7	1.1	25.08	43.52	-18.44	0-360	200	H
4	783.3665	74.24	Pk	26.7	3	103.94	**46.02**	**57.92**	0-360	100	H
5	37.1483	13.08	Pk	17.5	.6	31.18	40	-8.82	0-360	100	V
6	59.8285	11.99	Pk	18.5	.8	31.29	40	-8.71	0-360	100	V
7	409.2103	8.36	Pk	21.7	2.2	32.26	46.02	-13.76	0-360	100	V
8	785.2804	75.02	Pk	26.7	3	104.72	**46.02**	**58.7**	0-360	100	V

Pk - Peak detector

Note: Unwanted emissions captured from 777MHz to 787MHz and from 746MHz to 756MHz were the TX and RX signals generated from the call-simulator.

UL Korea, Ltd. Suwon Laboratory FORM ID: FCC_22/24/27
218 Maeyeong-ro, Yeongtong-gu, Suwon-si, Gyeonggi-do, 16675, Korea TEL: (031) 337-9902 FAX: (031) 213-5433
UL Korea, Ltd. Confidential
This report shall not be reproduced except in full, without the written approval of UL Korea, Ltd.