# 12. SETUP PHOTOS

## 12.1. SM-A705FN/DS (ORIGINAL)

**ANTENNA PORT AND AC LINE CONDUCTED SETUP**




**RF ANTENNA PORT CONDUCTED**

**AC LINE CONDUCTED (FRONT)**




**AC LINE CONDUCTED (BACK)**


UL VERIFICATION SERVICES INC.
47173 Benicia Street, Fremont, CA 94538; USA TEL:(510) 319-4000 FAX:(510) 661-0888
*This report shall not be reproduced except in full, without the written approval of UL Verification Services Inc.*

**RADIATED RF MEASUREMENT SETUP**




**BELOW 30MHz (FRONT)**




**BELOW 30MHz (BACK)**




**BELOW 1GHz (FRONT)**




**BELOW 1GHz (BACK)**

**ABOVE 1GHz (FRONT)**




**ABOVE 1GHz (BACK)**


UL VERIFICATION SERVICES INC.
47173 Benicia Street, Fremont, CA 94538; USA TEL:(510) 319-4000 FAX:(510) 661-0888
*This report shall not be reproduced except in full, without the written approval of UL Verification Services Inc.*

**ORIENTATIONS**

**X-ORIENTATION**

**Y-ORIENTATION**

**Z-ORIENTATION**


UL VERIFICATION SERVICES INC.
47173 Benicia Street, Fremont, CA 94538; USA TEL:(510) 319-4000 FAX:(510) 661-0888
*This report shall not be reproduced except in full, without the written approval of UL Verification Services Inc.*

## 12.1. SM-A705YN (Spot Check)

**RADIATED RF MEASUREMENT SETUP**

| | |
|---|---|
|  |  |
| **ABOVE 1GHz (FRONT)** | **ABOVE 1GHz (BACK)** |

# END OF TEST REPORT


UL VERIFICATION SERVICES INC.
47173 Benicia Street, Fremont, CA 94538; USA TEL:(510) 319-4000 FAX:(510) 661-0888
*This report shall not be reproduced except in full, without the written approval of UL Verification Services Inc.*