FCC CFR47 PART 15 SUBPART C

ANT+

CERTIFICATION TEST REPORT

FOR

GSM/WCDMA/LTE Phone with BT, DTS/UNII a/b/g/n/ac, ANT+ and NFC

MODEL NUMBER : SM-A750GN/DS, SM-A750GN

FCC ID: A3LSMA750GN

REPORT NUMBER: 12440598-E8V1

ISSUE DATE: AUG 21, 2018

Prepared for
SAMSUNG ELECTRONICS CO., LTD.
129 SAMSUNG-RO, YEONGTONG-GU, SUWON-SI,
GYEONGGI-DO, 16677, KOREA

Prepared by
UL Korea, Ltd.
26th floor, 152, Teheran-ro, Gangnam-gu Seoul, 06236, Korea

Suwon Test Site: UL Korea, Ltd. Suwon Laboratory
218 Maeyeong-ro, Yeongtong-gu,
Suwon-si, Gyeonggi-do, 16675, Korea
TEL: (031) 337-9902
FAX: (031) 213-5433

ACCREDITED
Testing Laboratory

TL-637

Revision History

Rev.	Issue Date	Revisions	Revised By
V1	08/21/18	Initial issue	Hoonpyo Lee

UL Korea, Ltd. Suwon Laboratory FORM ID: FCC_15C
218 Maeyeong-ro, Yeongtong-gu, Suwon-si, Gyeonggi-do, 16675, Korea TEL: (031) 337-9902 FAX: (031) 213-5433
UL Korea, Ltd. Confidential
This report shall not be reproduced except in full, without the written approval of UL Korea, Ltd.

TABLE OF CONTENTS

1. ATTESTATION OF TEST RESULTS 4

2. TEST METHODOLOGY 5

3. FACILITIES AND ACCREDITATION 5

4. CALIBRATION AND UNCERTAINTY 5

4.1. MEASURING INSTRUMENT CALIBRATION 5

4.2. SAMPLE CALCULATION 5

4.3. MEASUREMENT UNCERTAINTY 5

5. EQUIPMENT UNDER TEST 6

5.1. DESCRIPTION OF EUT 6

5.2. MAXIMUM E-FIELD STRENGTH 6

5.3. DESCRIPTION OF AVAILABLE ANTENNAS 6

5.4. WORST-CASE CONFIGURATION AND MODE 6

5.5. DESCRIPTION OF TEST SETUP 7

6. TEST AND MEASUREMENT EQUIPMENT 9

7. LIMITS AND RESULTS 10

7.1. 99% BANDWIDTH 10

7.2. TRANSMITTER RADIATED EMISSIONS 12

7.2.1. DUTY CYCLE 15
7.2.2. FUNDAMENTAL FIELD STRENGTH LEVEL 16
7.2.3. TRANSMITTER BAND EDGES 22
7.2.4. HARMONICS AND SPURIOUS EMISSIONS 26
7.2.5. SPURIOUS BELOW 1 GHz 32

8. AC POWER LINE CONDUCTED EMISSIONS 34

9. SETUP PHOTOS 39

UL Korea, Ltd. Suwon Laboratory FORM ID: FCC_15C
218 Maeyeong-ro, Yeongtong-gu, Suwon-si, Gyeonggi-do, 16675, Korea TEL: (031) 337-9902 FAX: (031) 213-5433

UL Korea, Ltd. Confidential
This report shall not be reproduced except in full, without the written approval of UL Korea, Ltd.

1. ATTESTATION OF TEST RESULTS

COMPANY NAME:	SAMSUNG ELECTRONICS CO., LTD.
EUT DESCRIPTION:	GSM/WCDMA/LTE Phone with BT, DTS/UNII a/b/g/n/ac, ANT+ and NFC
MODEL NUMBER:	SM-A750GN/DS, SM-A750GN
SERIAL NUMBER:	R38K70KA73K (RADIATED); R38K70KA7SL (CONDUCTED)
DATE TESTED:	AUG 17, 2018 - AUG 20, 2018

APPLICABLE STANDARDS	
STANDARD	**TEST RESULTS**
CFR 47 Part 15 Subpart C	Pass

UL Korea, Ltd. tested the above equipment in accordance with the requirements set forth in the above standards. All indications of Pass/Fail in this report are opinions expressed by UL Korea, Ltd. based on interpretations and/or observations of test results. Measurement Uncertainties were not taken into account and are published for informational purposes only. The test results show that the equipment tested is capable of demonstrating compliance with the requirements as documented in this report.

Note: The results documented in this report apply only to the tested sample, under the conditions and modes of operation as described herein. This document may not be altered or revised in any way unless done so by UL Korea, Ltd. and all revisions are duly noted in the revisions section. Any alteration of this document not carried out by UL Korea, Ltd. will constitute fraud and shall nullify the document. This report must not be used by the client to claim product certification, approval, or endorsement by IAS, any agency of the Federal Government, or any agency of any government.

Approved & Released For
UL Korea, Ltd. By:

SungGil Park
Suwon Lab Engineer
UL Korea, Ltd.

Tested By:

Hoonpyo Lee
Suwon Lab Engineer
UL Korea, Ltd.

UL Korea, Ltd. Confidential
This report shall not be reproduced except in full, without the written approval of UL Korea, Ltd.

2. TEST METHODOLOGY

The tests documented in this report were performed in accordance with following methods.

1. FCC CFR 47 Part 2.
2. FCC CFR 47 Part 15.
3. ANSI C63.10-2013.

3. FACILITIES AND ACCREDITATION

The test sites and measurement facilities used to collect data are located at 218 Maeyeong-ro, Yeongtong-gu, Suwon-si, Gyeonggi-do, 16675, Korea. Line conducted emissions are measured only at the 218 address. The following table identifies which facilities were utilized for radiated emission measurements documented in this report. Specific facilities are also identified in the test results sections.

218 Maeyeong-ro
☐ Chamber 1
☒ Chamber 2
☐ Chamber 3

UL Korea, Ltd. is accredited by IAS, Laboratory Code TL-637. The full scope of accreditation can be viewed at http://www.iasonline.org/PDF/TL/TL-637.pdf.

4. CALIBRATION AND UNCERTAINTY

4.1. MEASURING INSTRUMENT CALIBRATION

The measuring equipment utilized to perform the tests documented in this report has been calibrated in accordance with the manufacturer's recommendations, and is traceable to recognized national standards.

4.2. SAMPLE CALCULATION

Where relevant, the following sample calculation is provided:

Field Strength (dBuV/m) = Measured Voltage (dBuV) + Antenna Factor (dB/m) + Cable Loss (dB) – Preamp Gain (dB)

36.5 dBuV + 18.7 dB/m + 0.6 dB – 26.9 dB = 28.9 dBuV/m

4.3. MEASUREMENT UNCERTAINTY

Where relevant, the following measurement uncertainty levels have been estimated for tests performed on the apparatus:

PARAMETER	UNCERTAINTY
Conducted Disturbance, 0.15 to 30 MHz	2.32 dB
Radiated Disturbance, Below 1GHz	3.86 dB
Radiated Disturbance, Above 1 GHz	5.97 dB

Uncertainty figures are valid to a confidence level of 95%.

UL Korea, Ltd. Confidential
This report shall not be reproduced except in full, without the written approval of UL Korea, Ltd.

5. EQUIPMENT UNDER TEST

5.1. DESCRIPTION OF EUT

The EUT is a GSM/WCDMA/LTE Phone with BT, DTS/UNII a/b/g/n/ac, ANT+ and NFC.
This test report addresses the ANT+ operational mode.

5.2. MAXIMUM E-FIELD STRENGTH

The ANT+ mode has maximum output fundamental field strength as follows:

Frequency Range [MHz]	Mode	Peak E-field Strength [dBuV/m]	Avg E-field Strength [dBuV/m]	Distance [m]
2402 - 2480	ANT +	96.10	63.57	3.00

5.3. DESCRIPTION OF AVAILABLE ANTENNAS

The radio utilizes an internal antenna, with a maximum gain of -1.71 dBi

5.4. WORST-CASE CONFIGURATION AND MODE

Radiated emission below 1GHz and power line conducted emission were performed with the EUT set to transmit at the channel with highest output power as worst-case scenario.

Radiated emission above 1GHz was performed with the EUT set to transmit low/mid/high channels.

The fundamental of the EUT was investigated in three orthogonal orientations X, Y and Z it was determined that X orientation was worst-case orientation; therefore, all final radiated testing was performed with the EUT in X orientation.

Note : All radiated and power line conducted tests were performed connected with earphone and charger for evaluation of worst case mode.

UL Korea, Ltd. Suwon Laboratory FORM ID: FCC_15C
218 Maeyeong-ro, Yeongtong-gu, Suwon-si, Gyeonggi-do, 16675, Korea TEL: (031) 337-9902 FAX: (031) 213-5433
UL Korea, Ltd. Confidential
This report shall not be reproduced except in full, without the written approval of UL Korea, Ltd.

5.5. DESCRIPTION OF TEST SETUP

SUPPORT EQUIPMENT

Support Equipment List				
Description	**Manufacturer**	**Model**	**Serial Number**	**FCC ID**
AC Adapter	SAMSUNG	EP-TA50EWE	DW3J719AS/A-E	N/A
Earphone	SAMSUNG	N/A	N/A	N/A

I/O CABLES

I/O Cable List						
Cable No	**Port**	**# of identical ports**	**Connector Type**	**Cable Type**	**Cable Length (m)**	**Remarks**
1	DC Power	1	Mini-USB	Shielded	1 m	N/A
2	Earphone	2	Mini-Jack	Unshielded	1 m	N/A

TEST SETUP

The EUT is set to continuously transmit in ANT + test mode.
Test software in hidden menu exercised the EUT to enable ANT+ mode.

UL Korea, Ltd. Suwon Laboratory FORM ID: FCC_15C
218 Maeyeong-ro, Yeongtong-gu, Suwon-si, Gyeonggi-do, 16675, Korea TEL: (031) 337-9902 FAX: (031) 213-5433
UL Korea, Ltd. Confidential
This report shall not be reproduced except in full, without the written approval of UL Korea, Ltd.

SETUP DIAGRAM FOR TESTS (CONDUCTED TEST SETUP)

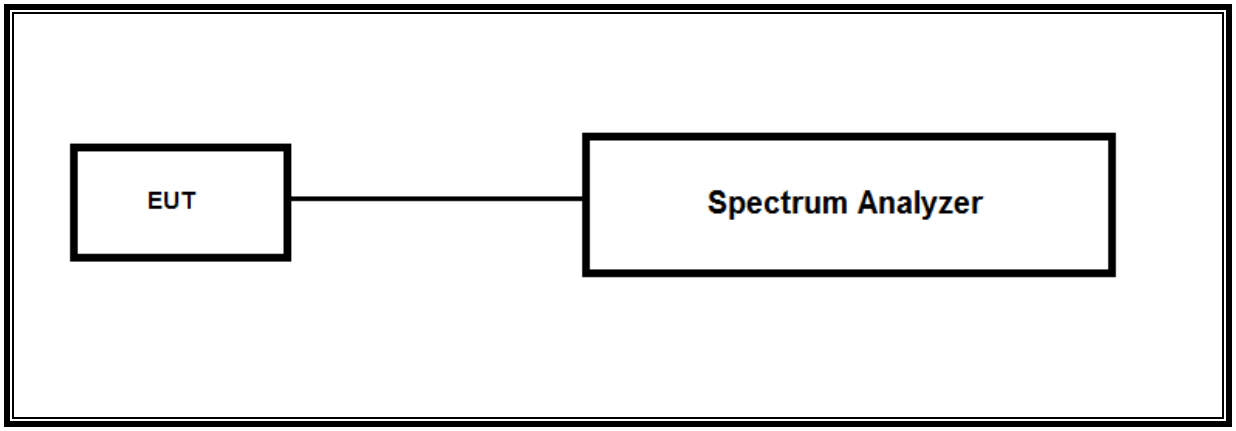

SETUP DIAGRAM FOR TESTS (RADIATED TEST SETUP)

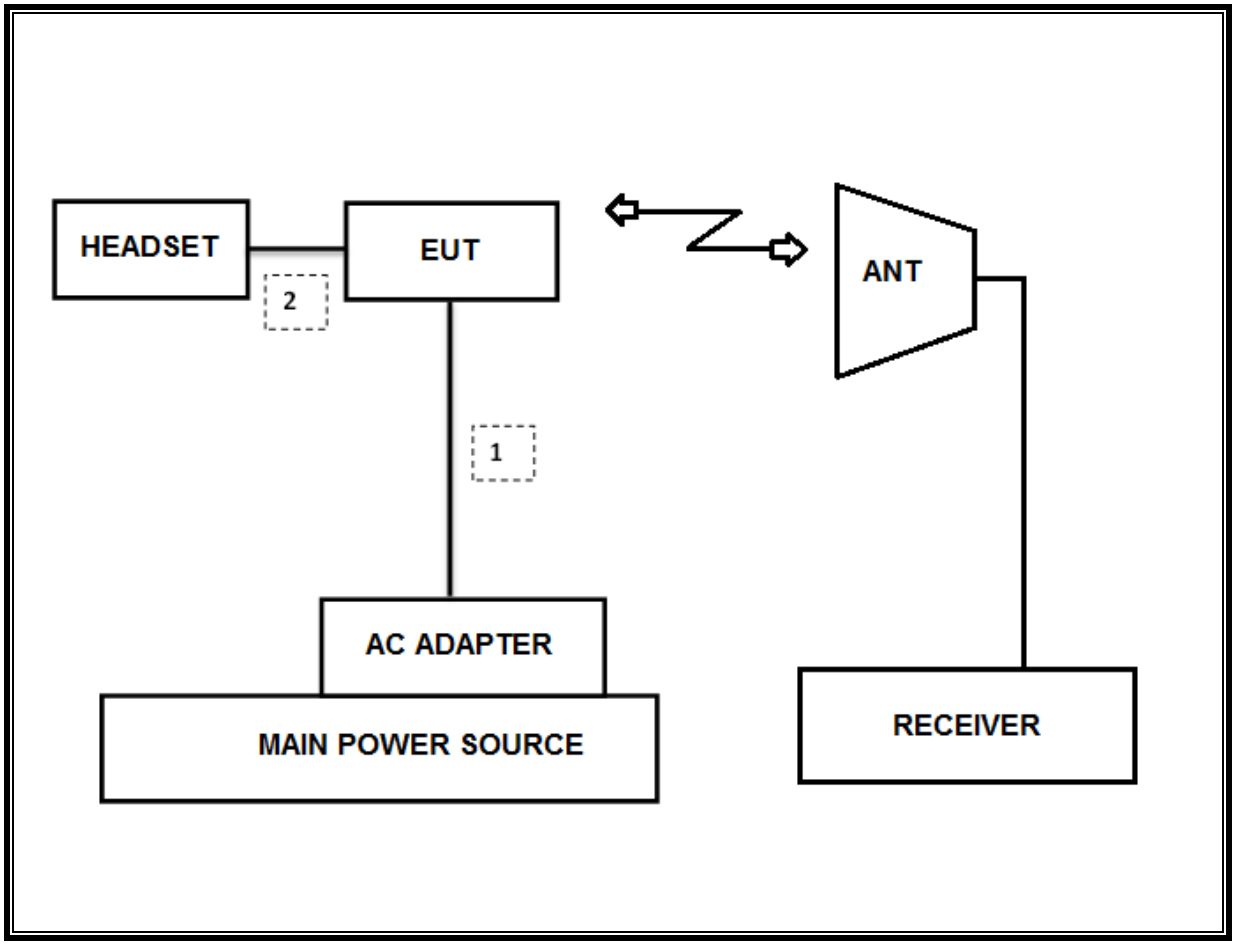

UL Korea, Ltd. Suwon Laboratory FORM ID: FCC_15C
218 Maeyeong-ro, Yeongtong-gu, Suwon-si, Gyeonggi-do, 16675, Korea TEL: (031) 337-9902 FAX: (031) 213-5433
UL Korea, Ltd. Confidential
This report shall not be reproduced except in full, without the written approval of UL Korea, Ltd.

6. TEST AND MEASUREMENT EQUIPMENT

The following test and measurement equipment was utilized for the tests documented in this report:

Test Equipment List				
Description	**Manufacturer**	**Model**	**S/N**	**Cal Due**
Antenna, Bilog, 30MHz-1GHz	SCHWARZBECK	VULB9163	750	08-04-20
Antenna, Bilog, 30MHz-1GHz	SCHWARZBECK	VULB9163	749	08-04-20
Antenna, Bilog, 30MHz-1GHz	SCHWARZBECK	VULB9163	845	08-04-20
Antenna, Horn, 18 GHz	ETS	3115	00167211	08-04-20
Antenna, Horn, 18 GHz	ETS	3115	00161451	08-04-20
Antenna, Horn, 18 GHz	ETS	3117	00168724	08-04-20
Antenna, Horn, 18 GHz	ETS	3117	00168717	08-04-20
Antenna, Horn, 18 GHz	ETS	3117	00205959	08-04-20
Antenna, Horn, 40 GHz	ETS	3116C	00166155	12-04-19
Antenna, Horn, 40 GHz	ETS	3116C	00168645	12-04-19
Antenna, Horn, 40 GHz	ETS	3116C-PA	00168841	08-09-19
Preamplifier, 1000 MHz	Sonoma	310N	341282	08-07-19
Preamplifier, 1000 MHz	Sonoma	310N	351741	08-07-19
Preamplifier, 1000 MHz	Sonoma	310N	370599	08-06-19
Preamplifier, 18 GHz	Miteq	AFS42-00101800-25-S-42	1876511	08-07-19
Preamplifier, 18 GHz	Miteq	AFS42-00101800-25-S-42	1896138	08-07-19
Preamplifier, 18 GHz	Miteq	AFS42-00101800-25-S-42	2029169	08-07-19
Spectrum Analyzer, 44 GHz	Agilent / HP	N9030A	MY54170614	08-07-19
Spectrum Analyzer, 44 GHz	Agilent / HP	N9030A	MY54490312	08-06-19
Spectrum Analyzer, 43.5 GHz	R&S	FSW43	104089	08-06-19
Average Power Sensor	Agilent / HP	U2000	MY54270007	08-07-19
Attenuator	PASTERNACK	PE7087-10	A001	08-08-19
Attenuator	PASTERNACK	PE7087-10	A008	08-08-19
Attenuator	PASTERNACK	PE7004-10	2	08-07-19
Attenuator	PASTERNACK	PE7087-10	A009	08-08-19
EMI Test Receive, 40 GHz	R&S	ESU40	100439	08-06-19
EMI Test Receive, 40 GHz	R&S	ESU40	100457	08-06-19
EMI Test Receive, 44 GHz	R&S	ESW44	101590	08-06-19
EMI Test Receive, 3 GHz	R&S	ESR3	101832	08-06-19
Low Pass Filter 5GHz	Micro-Tronics	LPS17541	009	08-07-19
Low Pass Filter 5GHz	Micro-Tronics	LPS17541	015	08-07-19
Low Pass Filter 5GHz	Micro-Tronics	LPS17541	020	08-06-19
High Pass Filter 3GHz	Micro-Tronics	HPM17543	010	08-07-19
High Pass Filter 3GHz	Micro-Tronics	HPM17543	015	08-07-19
High Pass Filter 3GHz	Micro-Tronics	HPM17543	020	08-06-19
High Pass Filter 6GHz	Micro-Tronics	HPS17542	009	08-07-19
High Pass Filter 6GHz	Micro-Tronics	HPS17542	016	08-07-19
High Pass Filter 6GHz	Micro-Tronics	HPS17542	021	08-06-19
LISN	R&S	ENV-216	101837	08-09-19
UL Software				
Description	**Manufacturer**	**Model**	**Version**	
Radiated software	UL	UL EMC	Ver 9.5	
AC Line Conducted software	UL	UL EMC	Ver 9.5	

UL Korea, Ltd. Confidential
This report shall not be reproduced except in full, without the written approval of UL Korea, Ltd.

7. LIMITS AND RESULTS

7.1. 99% BANDWIDTH

LIMITS

None; for reporting purposes only.

TEST PROCEDURE

The transmitter output is connected to the spectrum analyzer. The RBW is set to 1% to 3% of the 99 % bandwidth. The VBW is set to 3 times the RBW. The sweep time is coupled. The spectrum analyzer internal 99% bandwidth function is utilized.

RESULTS

Channel	Frequency [MHz]	99% Bandwidth [kHz]	20 dB Bandwidth [kHz]
Low	2402	914.27	842.70
Mid	2441	845.31	627.10
High	2480	847.04	638.50
Worst		914.27	842.70

UL Korea, Ltd. Suwon Laboratory FORM ID: FCC_15C
218 Maeyeong-ro, Yeongtong-gu, Suwon-si, Gyeonggi-do, 16675, Korea TEL: (031) 337-9902 FAX: (031) 213-5433
UL Korea, Ltd. Confidential
This report shall not be reproduced except in full, without the written approval of UL Korea, Ltd.

99% BANDWIDTH PLOTS

LOW CHANNEL

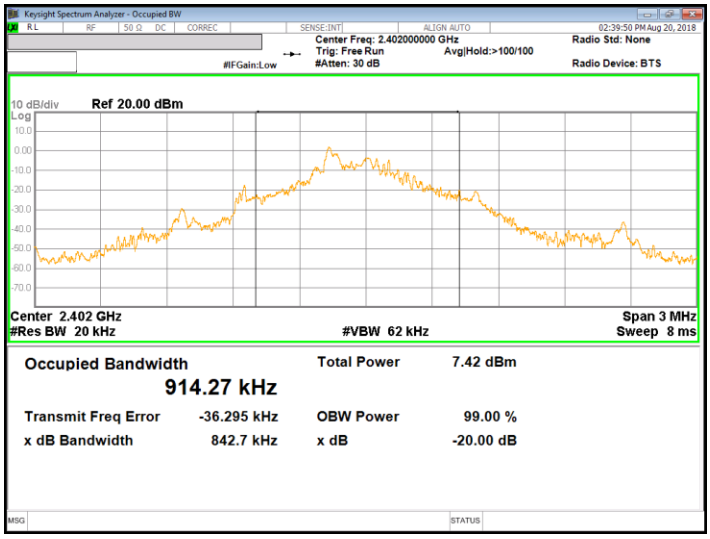

MID CHANNEL

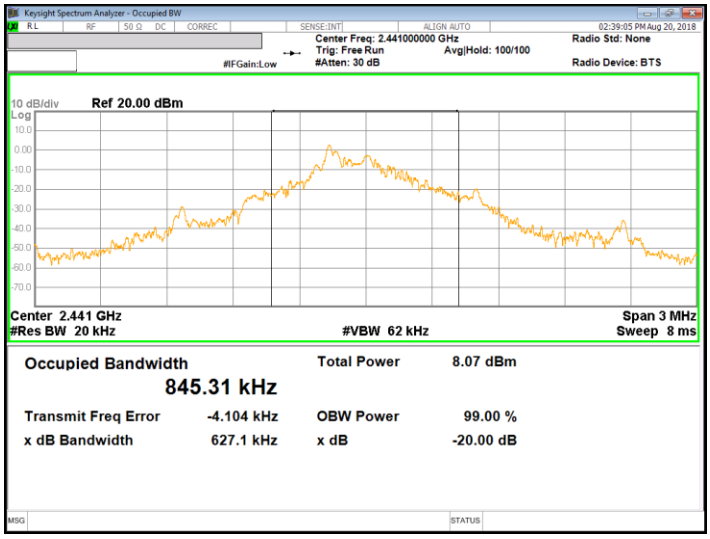

HIGH CHANNEL

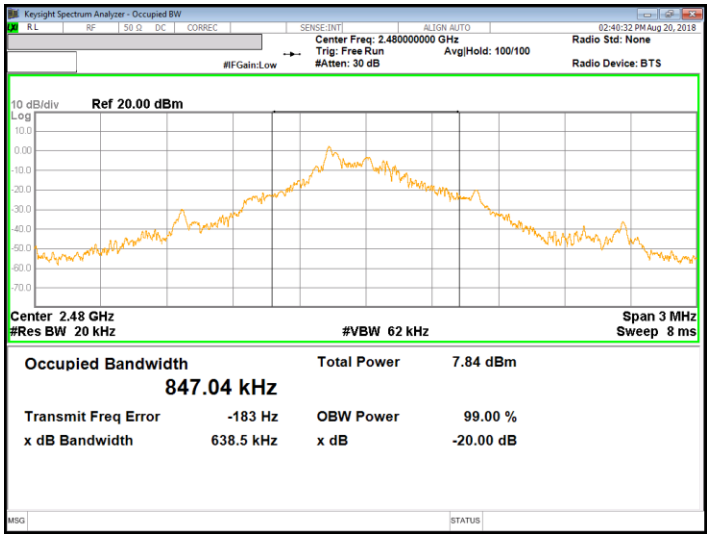

UL Korea, Ltd. Suwon Laboratory FORM ID: FCC_15C
218 Maeyeong-ro, Yeongtong-gu, Suwon-si, Gyeonggi-do, 16675, Korea TEL: (031) 337-9902 FAX: (031) 213-5433
UL Korea, Ltd. Confidential
This report shall not be reproduced except in full, without the written approval of UL Korea, Ltd.

7.2. TRANSMITTER RADIATED EMISSIONS

TEST PROCEDURE

ANSI C63.10: 2013

The EUT is placed on a non-conducting table 80 cm above the ground plane for below 1GHz and 150 cm for above 1GHz. The antenna to EUT distance is 3 meters. The EUT is configured in accordance with ANSI C63.10. The EUT is set to transmit in a continuous mode.

For measurements below 1 GHz the resolution bandwidth is set to 100 kHz for peak detection measurements or 120 kHz for quasi-peak detection measurements. Peak detection is used unless otherwise noted as quasi-peak.

For measurements above 1 GHz the resolution bandwidth is set to 1 MHz, then the video bandwidth is set to 3 MHz for peak measurements and add duty cycle factor for average measurements.

Pre-scans to detect harmonic and spurious emissions, the resolution bandwidth is set to 1 MHz; the video bandwidth is set to 30 KHz for peak measurements.

UL Korea, Ltd. Suwon Laboratory FORM ID: FCC_15C
218 Maeyeong-ro, Yeongtong-gu, Suwon-si, Gyeonggi-do, 16675, Korea TEL: (031) 337-9902 FAX: (031) 213-5433
UL Korea, Ltd. Confidential
This report shall not be reproduced except in full, without the written approval of UL Korea, Ltd.

LIMIT

FCC §15.249

Operation within the bands 902–928 MHz, 2400–2483.5 MHz, 5725–5875 MHZ, and 24.0–24.25 GHz.
(a) Except as provided in paragraph (b) of this section, the field strength of emissions from intentional radiators operated within these frequency bands shall comply with the following:

Fundamental frequency	Field strength of fundamental (millivolts/meter)	Field strength of harmonics (microvolts/meter)
902-928 MHz	50	500
2400-2483.5 MHz	50	500
5725-5875 MHz	50	500
24.0-24.25 GHz	250	2500

(d) Emissions radiated outside of the specified frequency bands, except for harmonics, shall be attenuated by at least 50 dB below the level of the fundamental or to the general radiated emission limits in § 15.209, whichever is the lesser attenuation.

(e) As shown in Sec. 15.35(b), for frequencies above 1000 MHz, the field strength limits in paragraphs (a) and (b) of this section are based on average limits. However, the peak field strength of any emission shall not exceed the maximum permitted average limits specified above by more than 20 dB under any condition of modulation.

UL Korea, Ltd. Confidential
This report shall not be reproduced except in full, without the written approval of UL Korea, Ltd.

FCC §15.205 and §15.209

Limits for radiated disturbance of an intentional radiator		
Frequency range (MHz)	Limits (µV/m)	Measurement Distance (m)
0.009 – 0.490	2400 / F (kHz)	300
0.490 – 1.705	24000 / F (kHz)	30
1.705 – 30.0	30	30
30 – 88	100**	3
88 - 216	150**	3
216 – 960	200**	3
Above 960	500	3

** Except as provided in paragraph (g), fundamental emissions from intentional radiators operating under this section shall not be located in the frequency bands 54-72 MHz, 76-88 MHz, 174-216 MHz or 470-806 MHz. However, operation within these frequency bands is permitted under other sections of this part, e.g. §§ 15.231 and 15.241.

Note : Emission was pre-scanned from 9KHz to 30MHz; No emissions were detected which was at least 20dB below the specification limit (consider distance correction factor).
Per FCC part 15.31(o), test results were not reported.

Although these tests were performed other than open area test site, adequate comparison measurements were confirmed against 30 m open are test site.
Therefore sufficient tests were made to demonstrate that the alternative site produces results that correlate with the one of tests made in an open field based on KDB 414788.

UL Korea, Ltd. Suwon Laboratory FORM ID: FCC_15C
218 Maeyeong-ro, Yeongtong-gu, Suwon-si, Gyeonggi-do, 16675, Korea TEL: (031) 337-9902 FAX: (031) 213-5433
UL Korea, Ltd. Confidential
This report shall not be reproduced except in full, without the written approval of UL Korea, Ltd.

RESULTS

7.2.1. DUTY CYCLE

[Duty Cycle]

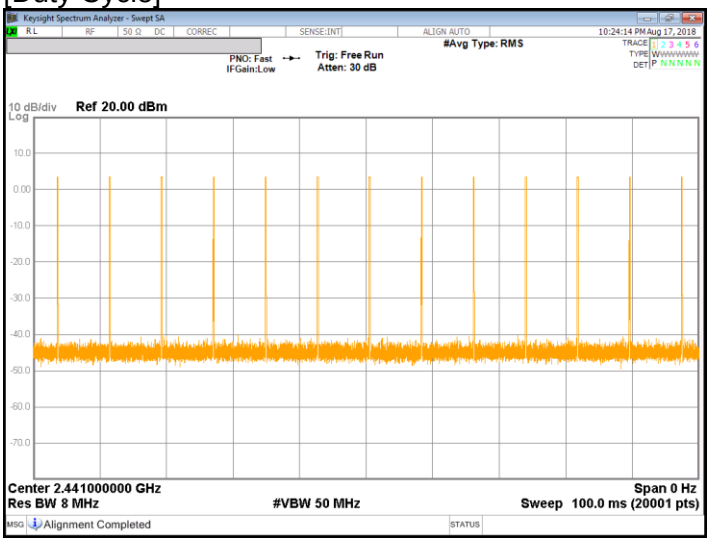

[Duration Time]

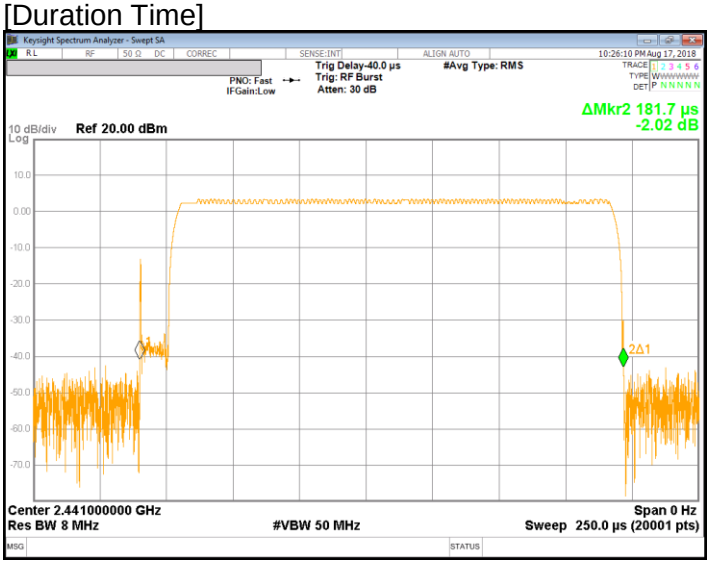

Duty Cycle Factor = 20log(number of signal x Transmission time /100)

= 20log(13 x 0.1817/100) = - 32.53 dB

UL Korea, Ltd. Suwon Laboratory FORM ID: FCC_15C
218 Maeyeong-ro, Yeongtong-gu, Suwon-si, Gyeonggi-do, 16675, Korea TEL: (031) 337-9902 FAX: (031) 213-5433
UL Korea, Ltd. Confidential
This report shall not be reproduced except in full, without the written approval of UL Korea, Ltd.

7.2.2. FUNDAMENTAL FIELD STRENGTH LEVEL

LOW CHANNEL, HORIZONTAL

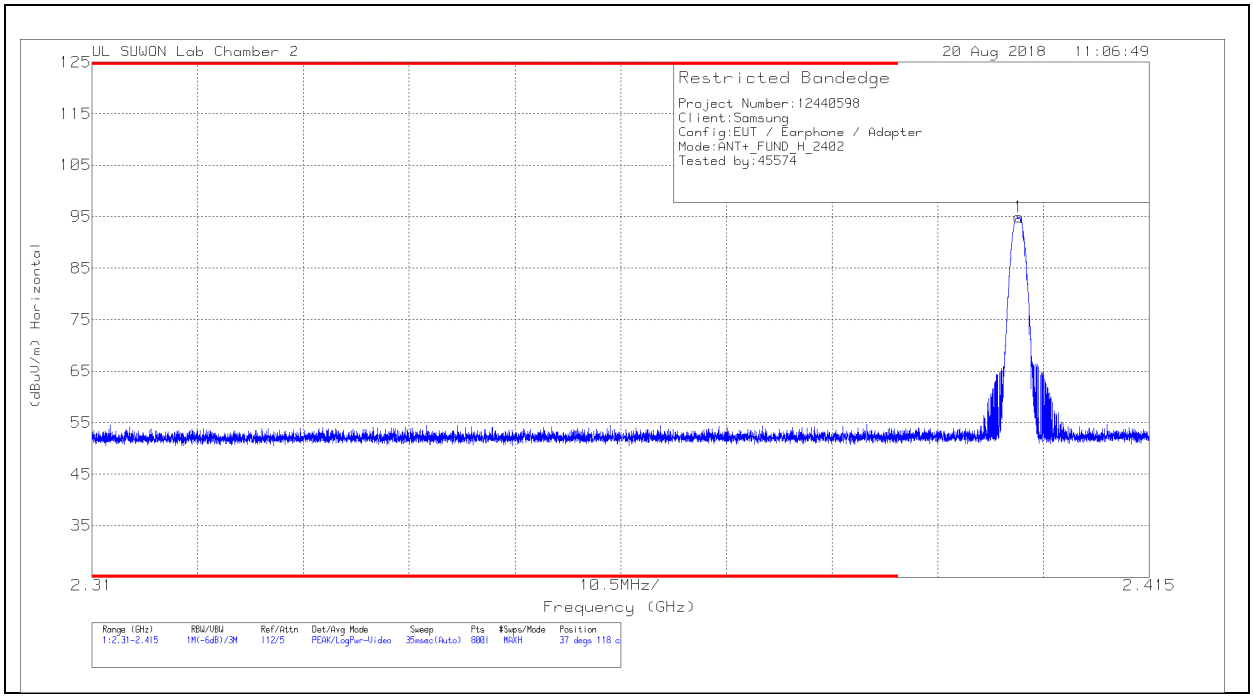

Trace Markers

Marker	Frequency (GHz)	Meter Reading (dBuV)	Det	3117_00168724	10dB[dB]	Corrected Reading (dBuV/m)	Azimuth (Degs)	Height (cm)	Polarity
1	2.402	84.01	Pk	31.7	-20.8	94.91	37	118	H

Pk - Peak detector

*

Peak reading (dBuV/m)	Limit (dBuV/m)	Margin (dB)
94.91	114	19.09

** For markek 1 used the following method to do averaging:
DCCF = -32.53
Corrected AV reading = Peak Reading + DCCF
= 94.91 + -32.53 = 62.38 dBu/Vm AVG Limit : 94 dBu/Vm, Margin 31.62 dB]

UL Korea, Ltd. Suwon Laboratory FORM ID: FCC_15C
218 Maeyeong-ro, Yeongtong-gu, Suwon-si, Gyeonggi-do, 16675, Korea TEL: (031) 337-9902 FAX: (031) 213-5433
UL Korea, Ltd. Confidential
This report shall not be reproduced except in full, without the written approval of UL Korea, Ltd.

LOW CHANNEL, VERTICAL

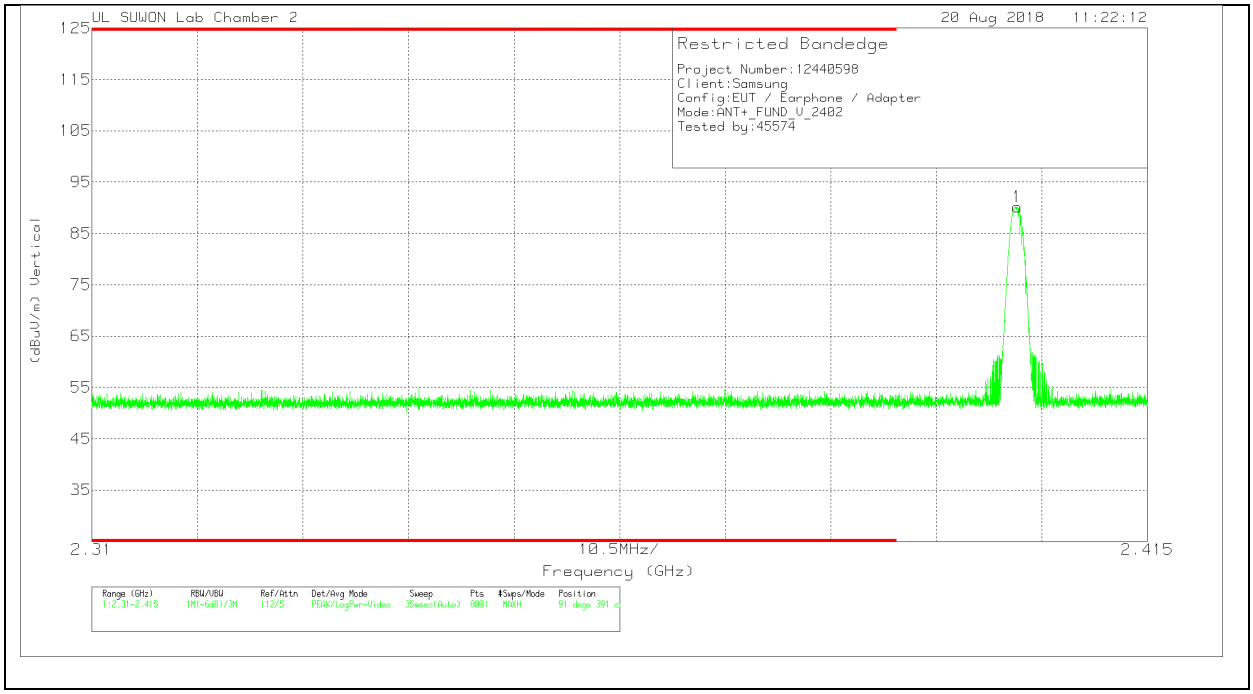

Trace Markers

Marker	Frequency (GHz)	Meter Reading (dBuV)	Det	3117_00168724	10dB[dB]	Corrected Reading (dBuV/m)	Azimuth (Degs)	Height (cm)	Polarity
1	2.402	79.25	Pk	31.7	-20.8	90.15	91	391	V

Pk - Peak detector

*	Peak reading (dBuV/m)	Limit (dBuV/m)	Margin (dB)
	90.15	114	23.85

** For markek 1 used the following method to do averaging:
DCCF = -32.53
Corrected AV reading = Peak Reading + DCCF
= 90.15 + -32.53 = 57.62 dBu/Vm AVG Limit : 94 dBu/Vm, Margin 36.38 dB]

UL Korea, Ltd. Suwon Laboratory FORM ID: FCC_15C
218 Maeyeong-ro, Yeongtong-gu, Suwon-si, Gyeonggi-do, 16675, Korea TEL: (031) 337-9902 FAX: (031) 213-5433
UL Korea, Ltd. Confidential
This report shall not be reproduced except in full, without the written approval of UL Korea, Ltd.

MID CHANNEL, HORIZONTAL

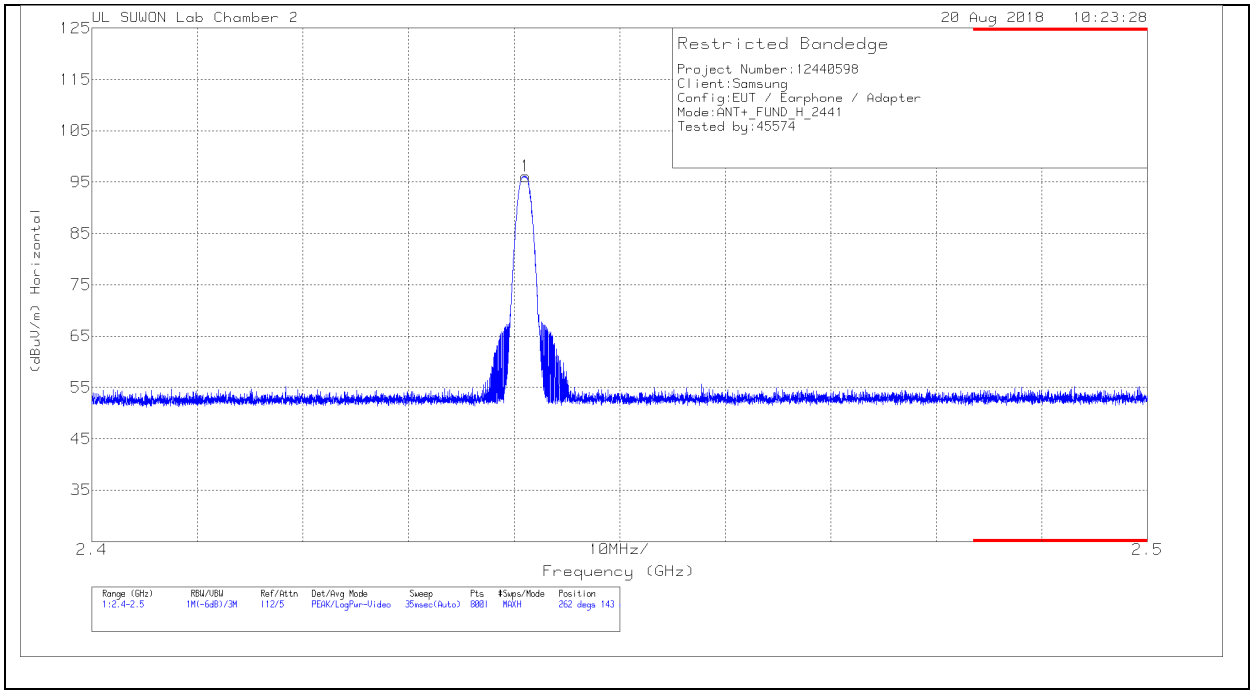

Trace Markers

Marker	Frequency (GHz)	Meter Reading (dBuV)	Det	3117_00168724	10dB[dB]	Corrected Reading (dBuV/m)	Azimuth (Degs)	Height (cm)	Polarity
1	2.441	85	Pk	31.8	-20.7	96.1	262	143	H

Pk - Peak detector

*

Peak reading (dBuV/m)	Limit (dBuV/m)	Margin (dB)
96.1	114	17.9

** For markek 1 used the following method to do averaging:
DCCF = -32.53
Corrected AV reading = Peak Reading + DCCF
= 96.1 + -32.53 = 63.57 dBu/Vm AVG Limit : 94 dBu/Vm, Margin 30.43 dB]

UL Korea, Ltd. Suwon Laboratory FORM ID: FCC_15C
218 Maeyeong-ro, Yeongtong-gu, Suwon-si, Gyeonggi-do, 16675, Korea TEL: (031) 337-9902 FAX: (031) 213-5433
UL Korea, Ltd. Confidential
This report shall not be reproduced except in full, without the written approval of UL Korea, Ltd.

MID CHANNEL, VERTICAL

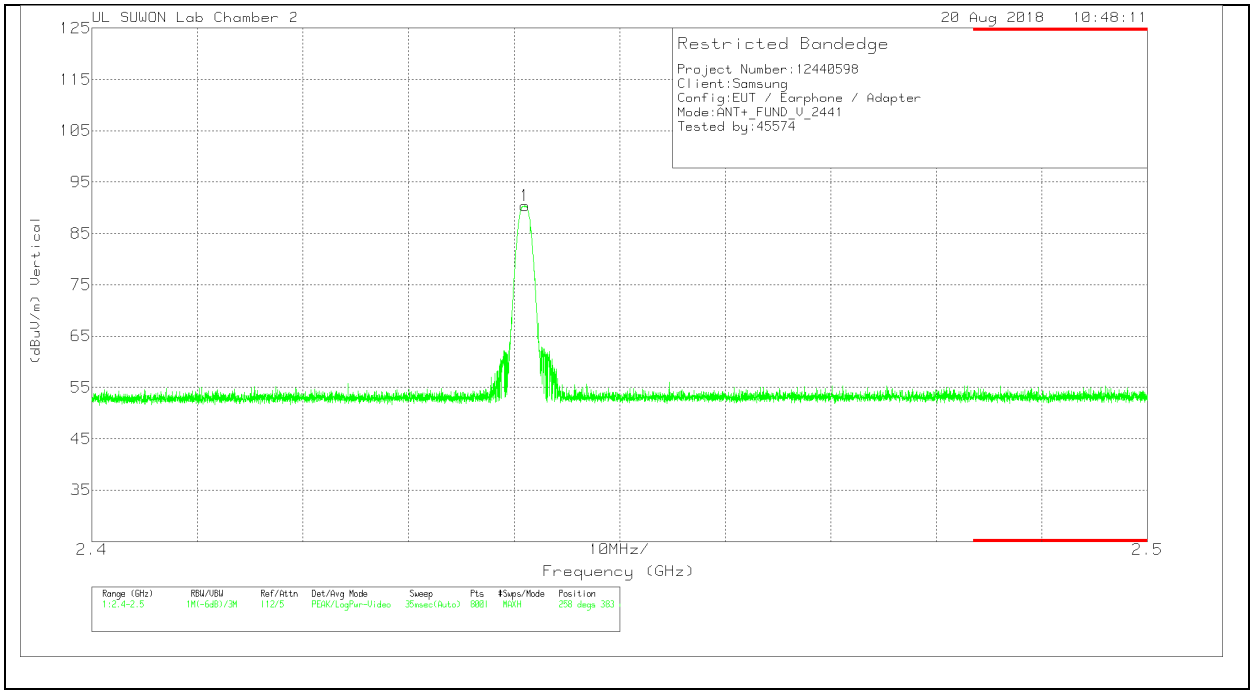

Trace Markers

Marker	Frequency (GHz)	Meter Reading (dBuV)	Det	3117_00168724	10dB[dB]	Corrected Reading (dBuV/m)	Azimuth (Degs)	Height (cm)	Polarity
1	2.441	79.27	Pk	31.8	-20.7	90.37	258	383	V

Pk - Peak detector

*

Peak reading (dBuV/m)	Limit (dBuV/m)	Margin (dB)
90.37	114	23.63

** For markek 1 used the following method to do averaging:
DCCF = -32.53
Corrected AV reading = Peak Reading + DCCF
= 90.37 + -32.53 = 57.84 dBu/Vm ;AVG Limit : 94 dBu/Vm, Margin 36.16 dB]

UL Korea, Ltd. Suwon Laboratory FORM ID: FCC_15C
218 Maeyeong-ro, Yeongtong-gu, Suwon-si, Gyeonggi-do, 16675, Korea TEL: (031) 337-9902 FAX: (031) 213-5433
UL Korea, Ltd. Confidential
This report shall not be reproduced except in full, without the written approval of UL Korea, Ltd.

HIGH CHANNEL, HORIZONTAL

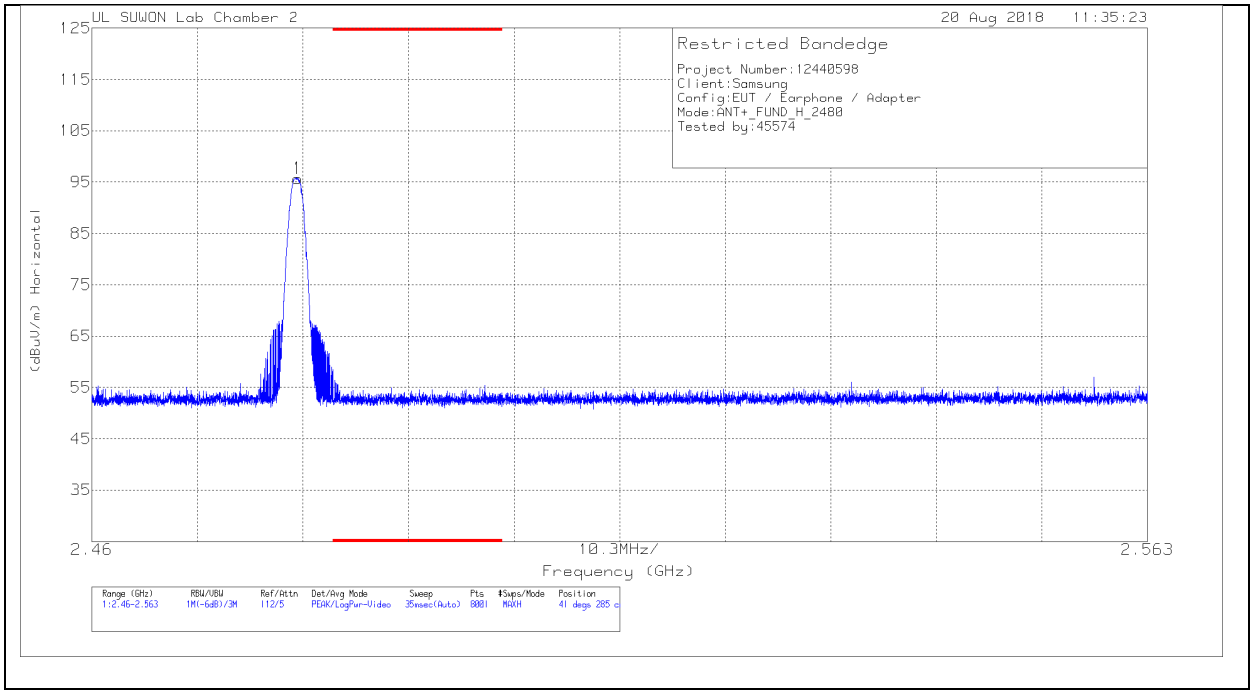

Trace Markers

Marker	Frequency (GHz)	Meter Reading (dBuV)	Det	3117_00168724	10dB[dB]	Corrected Reading (dBuV/m)	Azimuth (Degs)	Height (cm)	Polarity
1	2.48	84.43	Pk	31.9	-20.6	95.73	41	285	H

* - indicates frequency in CFR47 Pt 15 / IC RSS-Restricted Band
Pk - Peak detector

*

Peak reading (dBuV/m)	Limit (dBuV/m)	Margin (dB)
95.73	114	18.27

** For markek 1 used the following method to do averaging:
DCCF = -32.53
Corrected AV reading = Peak Reading + DCCF
= 95.73 + -32.53 = 63.2 dBu/Vm AVG Limit : 94 dBu/Vm, Margin 30.8 dB]

UL Korea, Ltd. Suwon Laboratory FORM ID: FCC_15C
218 Maeyeong-ro, Yeongtong-gu, Suwon-si, Gyeonggi-do, 16675, Korea TEL: (031) 337-9902 FAX: (031) 213-5433
UL Korea, Ltd. Confidential
This report shall not be reproduced except in full, without the written approval of UL Korea, Ltd.

HIGH CHANNEL, VERTICAL

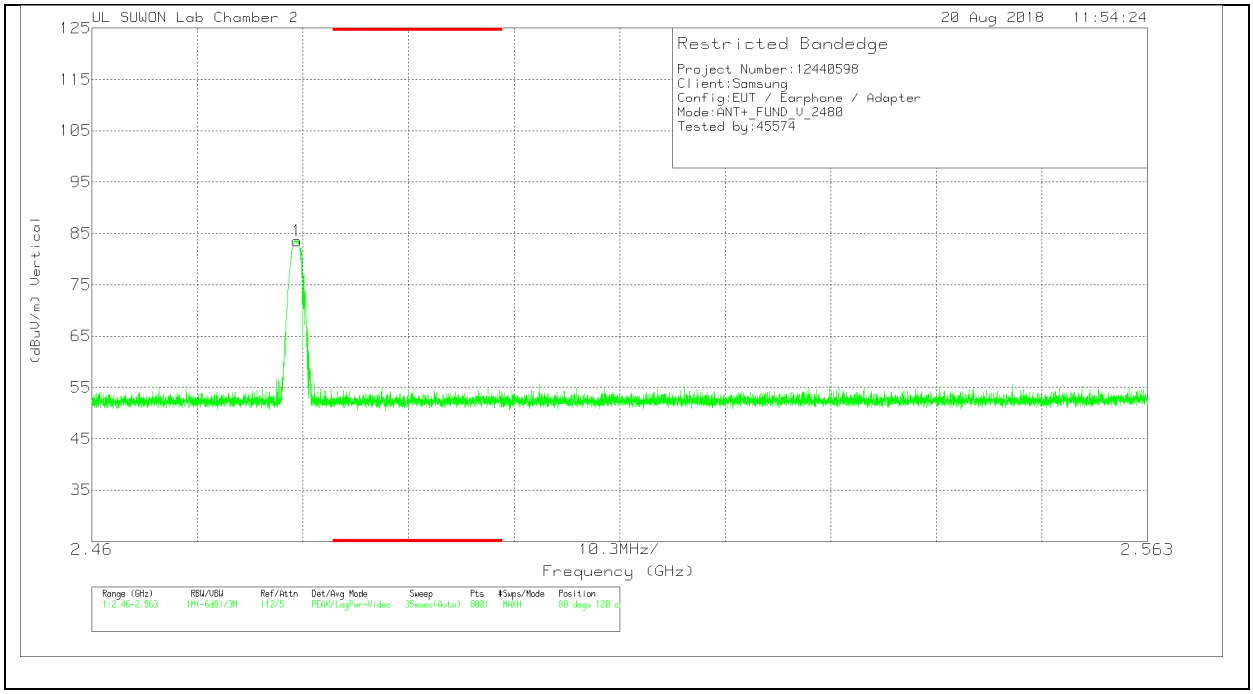

Trace Markers

Marker	Frequency (GHz)	Meter Reading (dBuV)	Det	3117_00168724	10dB[dB]	Corrected Reading (dBuV/m)	Azimuth (Degs)	Height (cm)	Polarity
1	2.48	72.29	Pk	31.9	-20.6	83.59	80	120	V

* - indicates frequency in CFR47 Pt 15 / IC RSS-Restricted Band
Pk - Peak detector

*

Peak reading (dBuV/m)	Limit (dBuV/m)	Margin (dB)
83.59	114	30.41

** For markek 1 used the following method to do averaging:
DCCF = -32.53
Corrected AV reading = Peak Reading + DCCF
= 83.59 + -32.53 = 51.06 dBu/Vm [AVG Limit : 94 dBu/Vm, Margin 42.94 dB]

UL Korea, Ltd. Suwon Laboratory FORM ID: FCC_15C
218 Maeyeong-ro, Yeongtong-gu, Suwon-si, Gyeonggi-do, 16675, Korea TEL: (031) 337-9902 FAX: (031) 213-5433
UL Korea, Ltd. Confidential
This report shall not be reproduced except in full, without the written approval of UL Korea, Ltd.

7.2.3. TRANSMITTER BAND EDGES

BANDEDGE (LOW CHANNEL, HORIZONTAL)

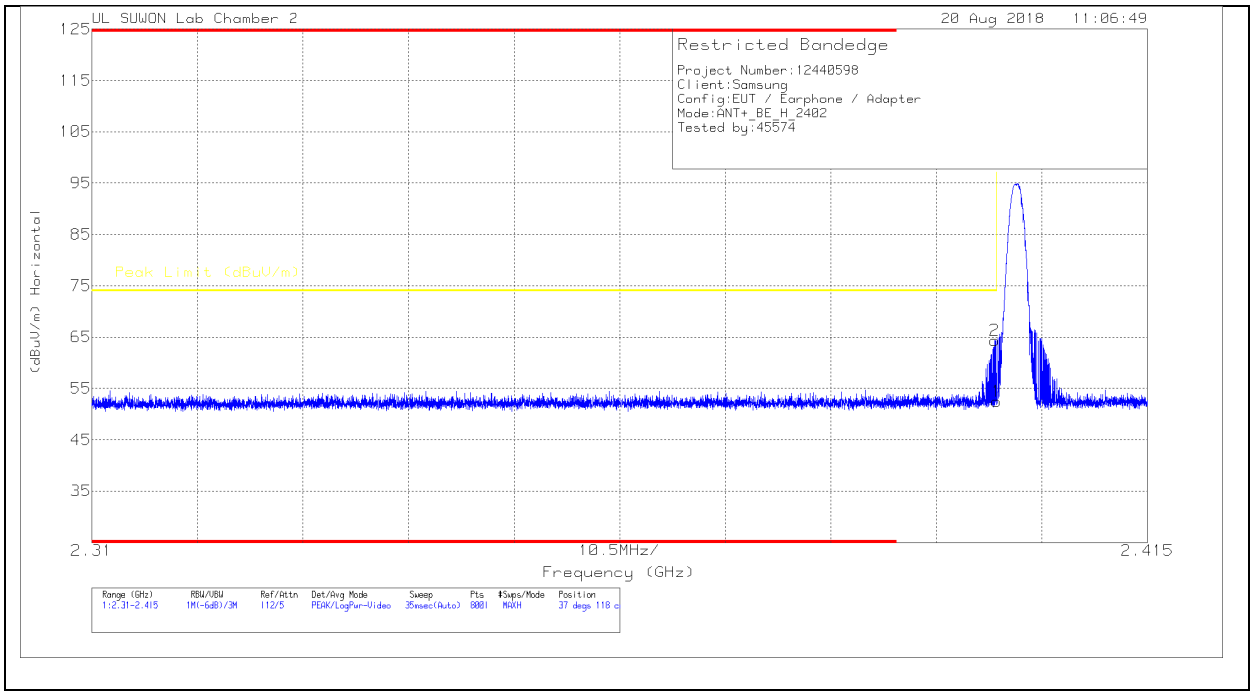

HORIZONTAL DATA

Trace Markers

Marker	Frequency (GHz)	Meter Reading (dBuV)	Det	3117_00168724	10dB[dB]	Corrected Reading (dBuV/m)	Peak Limit (dBuV/m)	PK Margin (dB)	Azimuth (Degs)	Height (cm)	Polarity
1	2.4	41.62	Pk	31.7	-20.8	52.52	74	-21.48	37	118	H
2	2.4	53.45	Pk	31.7	-20.8	64.35	74	-9.65	37	118	H

Pk - Peak detector

* For marke 1 used the following method to do averaging:
DCCF = -32.53 / Peak Reading = 52.52 dBu/Vm
Corrected AV reading = Peak Reading + DCCF
= 52.52 + -32.53 = 19.99 dBu/Vm AVG Limit : 54 dBu/Vm, Margin 34.01 dB]

* For marke 2 used the following method to do averaging:
DCCF = -32.53 / Peak Reading = 64.35 dBu/Vm
Corrected AV reading = Peak Reading + DCCF
= 64.35 + -32.53 = 31.82 dBu/Vm AVG Limit : 54 dBu/Vm, Margin 22.18 dB]

UL Korea, Ltd. Suwon Laboratory FORM ID: FCC_15C
218 Maeyeong-ro, Yeongtong-gu, Suwon-si, Gyeonggi-do, 16675, Korea TEL: (031) 337-9902 FAX: (031) 213-5433
UL Korea, Ltd. Confidential
This report shall not be reproduced except in full, without the written approval of UL Korea, Ltd.

VERTICAL PEAK AND AVERAGE PLOT

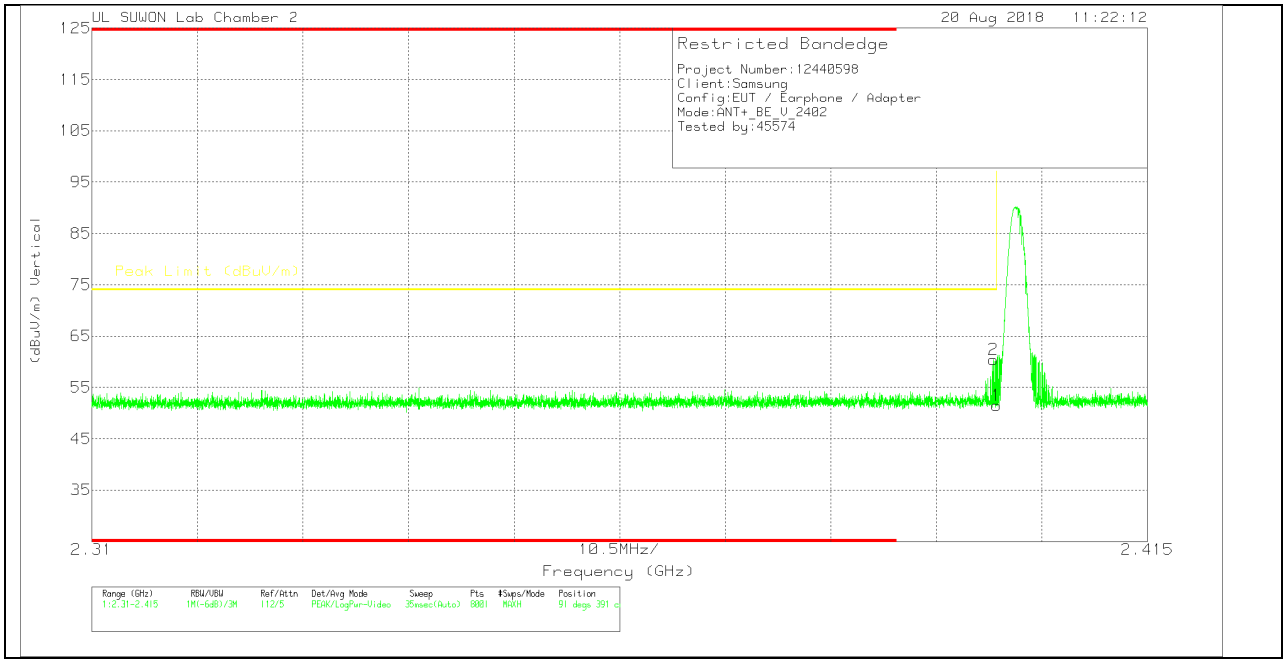

VERTICAL DATA

Trace Markers

Marker	Frequency (GHz)	Meter Reading (dBuV)	Det	3117_00168724	10dB[dB]	Corrected Reading (dBuV/m)	Peak Limit (dBuV/m)	PK Margin (dB)	Azimuth (Degs)	Height (cm)	Polarity
1	2.4	40.56	Pk	31.7	-20.8	51.46	74	-22.54	91	391	V
2	2.4	49.53	Pk	31.7	-20.8	60.43	74	-13.57	91	391	V

Pk - Peak detector

* For marke 1 used the following method to do averaging:
DCCF = -32.53 / Peak Reading = 51.46 dBu/Vm
Corrected AV reading = Peak Reading + DCCF
= 51.46 + -32.53 = 18.93 dBu/Vm [AVG Limit : 54 dBu/Vm, Margin 35.07 dB]

* For marke 2 used the following method to do averaging:
DCCF = -32.53 / Peak Reading = 60.43 dBu/Vm
Corrected AV reading = Peak Reading + DCCF
= 60.43 + -32.53 = 27.9 dBu/Vm [AVG Limit : 54 dBu/Vm, Margin 26.1 dB]

UL Korea, Ltd. Suwon Laboratory FORM ID: FCC_15C
218 Maeyeong-ro, Yeongtong-gu, Suwon-si, Gyeonggi-do, 16675, Korea TEL: (031) 337-9902 FAX: (031) 213-5433
UL Korea, Ltd. Confidential
This report shall not be reproduced except in full, without the written approval of UL Korea, Ltd.

AUTHORIZED BANDEDGE (HIGH CHANNEL)

HORIZONTAL PEAK AND AVERAGE PLOT

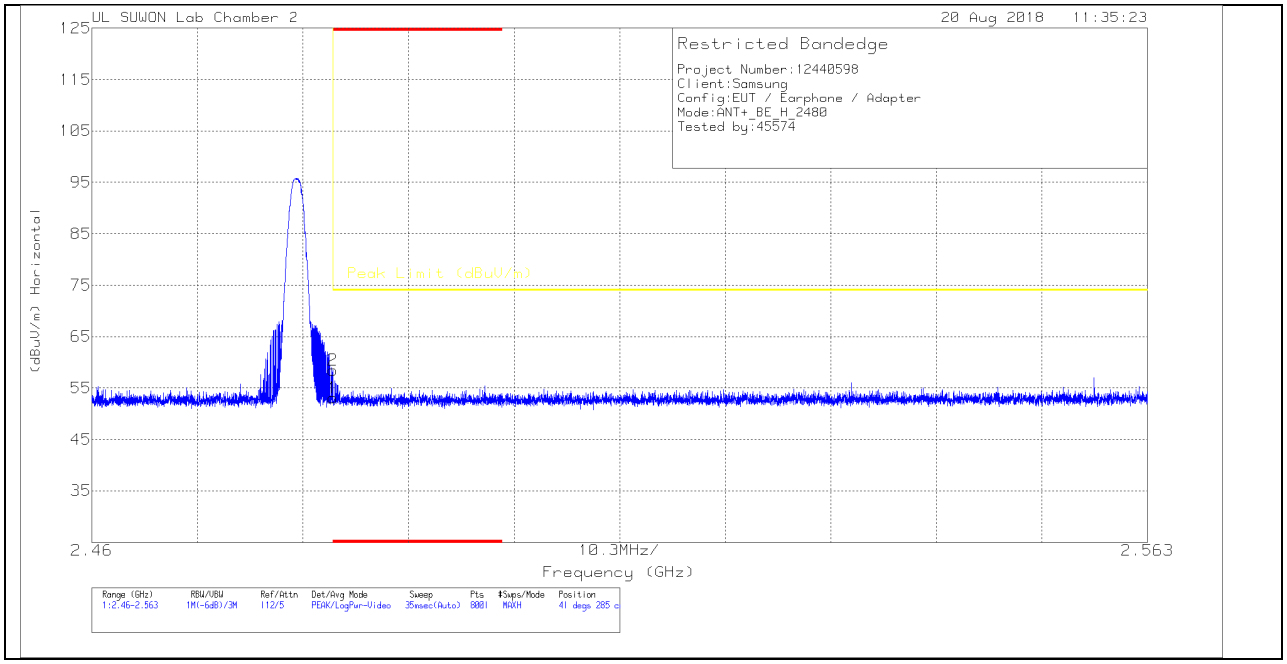

HORIZONTAL DATA

Trace Markers

Marker	Frequency (GHz)	Meter Reading (dBuV)	Det	3117_00168724	10dB[dB]	Corrected Reading (dBuV/m)	Peak Limit (dBuV/m)	PK Margin (dB)	Azimuth (Degs)	Height (cm)	Polarity
1	* 2.484	41.83	Pk	31.9	-20.6	53.13	74	-20.87	41	285	H
2	* 2.484	47.18	Pk	31.9	-20.6	58.48	74	-15.52	41	285	H

* - indicates frequency in CFR47 Pt 15 / IC RSS-Restricted Band
Pk - Peak detector

* For marke 1 used the following method to do averaging:
DCCF = -32.53 / Peak Reading = 53.13 dBu/Vm
Corrected AV reading = Peak Reading + DCCF
= 53.13 + -32.53 = 20.6 dBu/Vm AVG Limit : 54 dBu/Vm, Margin 33.4 dB]

* For marke 2 used the following method to do averaging:
DCCF = -32.53 / Peak Reading = 58.48 dBu/Vm
Corrected AV reading = Peak Reading + DCCF
= 58.48 + -32.53 = 25.95 dBu/Vm AVG Limit : 54 dBu/Vm, Margin 28.05 dB]

UL Korea, Ltd. Suwon Laboratory FORM ID: FCC_15C
218 Maeyeong-ro, Yeongtong-gu, Suwon-si, Gyeonggi-do, 16675, Korea TEL: (031) 337-9902 FAX: (031) 213-5433
UL Korea, Ltd. Confidential
This report shall not be reproduced except in full, without the written approval of UL Korea, Ltd.

VERTICAL PEAK AND AVERAGE PLOT

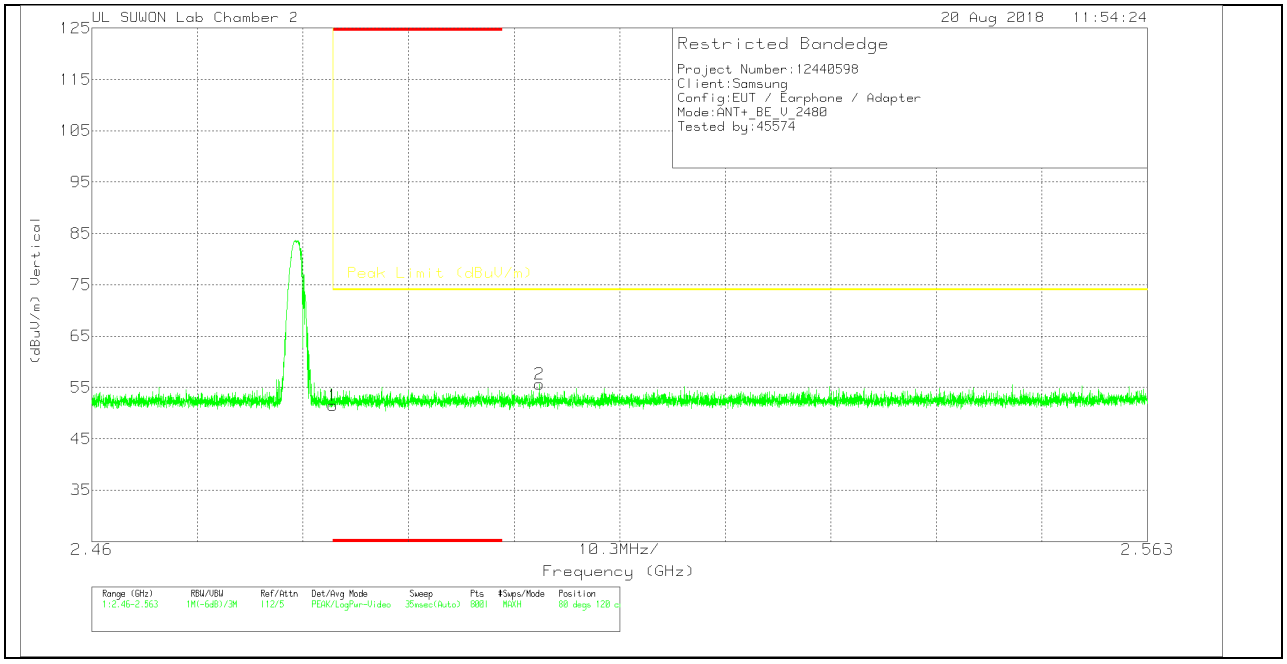

VERTICAL DATA

Trace Markers

Marker	Frequency (GHz)	Meter Reading (dBuV)	Det	3117_00168724	10dB[dB]	Corrected Reading (dBuV/m)	Peak Limit (dBuV/m)	PK Margin (dB)	Azimuth (Degs)	Height (cm)	Polarity
1	* 2.484	40.22	Pk	31.9	-20.6	51.52	74	-22.48	80	120	V
2	2.504	44.41	Pk	31.9	-20.6	55.71	74	-18.29	80	120	V

* - indicates frequency in CFR47 Pt 15 / IC RSS-Restricted Band
Pk - Peak detector

* For marke 1 used the following method to do averaging:
DCCF = -32.53 / Peak Reading = 51.52 dBu/Vm
Corrected AV reading = Peak Reading + DCCF
= 51.52 + -32.53 = 18.99 dBu/Vm [AVG Limit : 54 dBu/Vm, Margin 35.01 dB]

* For marke 2 used the following method to do averaging:
DCCF = -32.53 / Peak Reading = 55.71 dBu/Vm
Corrected AV reading = Peak Reading + DCCF
= 55.71 + -32.53 = 23.18 dBu/Vm [AVG Limit : 54 dBu/Vm, Margin 30.82 dB]

UL Korea, Ltd. Suwon Laboratory FORM ID: FCC_15C
218 Maeyeong-ro, Yeongtong-gu, Suwon-si, Gyeonggi-do, 16675, Korea TEL: (031) 337-9902 FAX: (031) 213-5433
UL Korea, Ltd. Confidential
This report shall not be reproduced except in full, without the written approval of UL Korea, Ltd.

7.2.4. HARMONICS AND SPURIOUS EMISSIONS

LOW CHANNEL HORIZONTAL

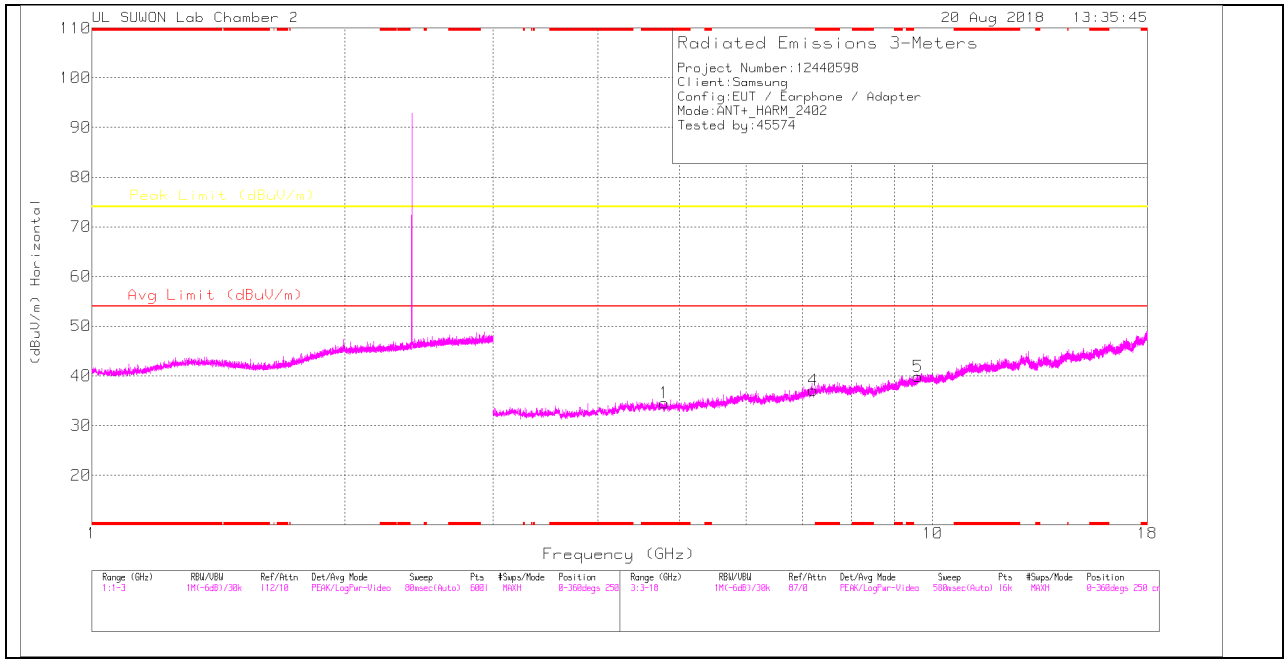

LOW CHANNEL VERTICAL

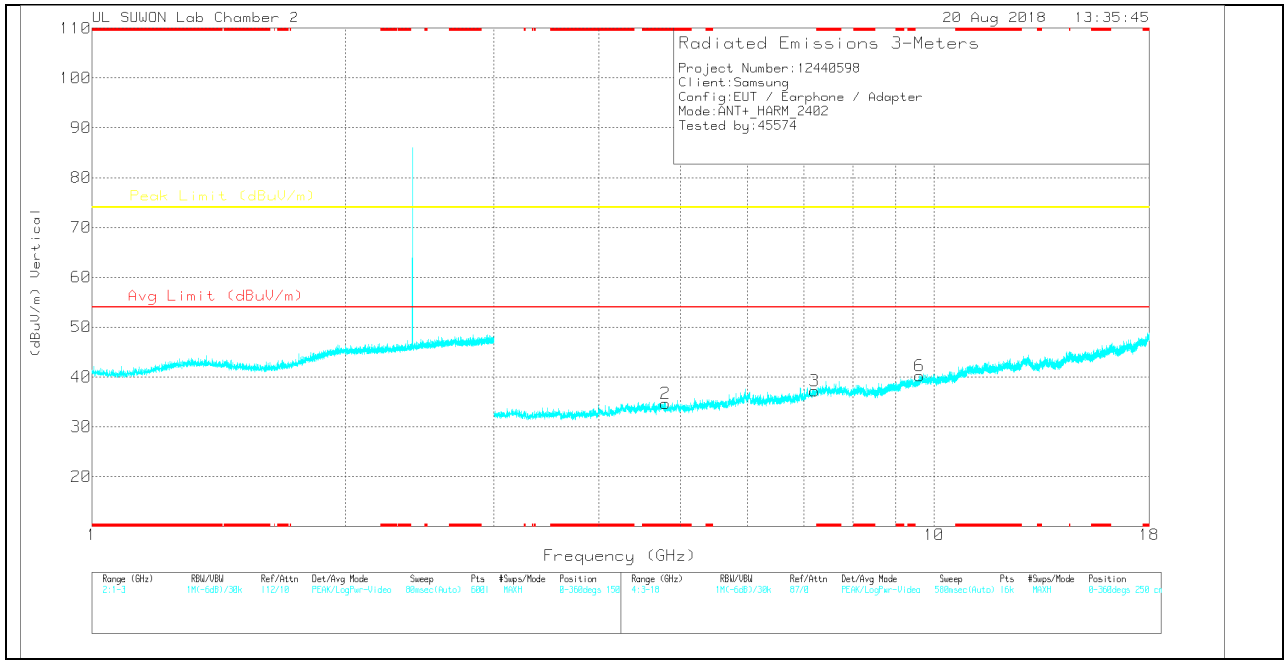

Note: Emission was scanned up to 26GHz; No emissions were detected above the noise floor which was at least 20dB below the specification limit.

UL Korea, Ltd. Suwon Laboratory FORM ID: FCC_15C
218 Maeyeong-ro, Yeongtong-gu, Suwon-si, Gyeonggi-do, 16675, Korea TEL: (031) 337-9902 FAX: (031) 213-5433
UL Korea, Ltd. Confidential
This report shall not be reproduced except in full, without the written approval of UL Korea, Ltd.

LOW CHANNEL DATA

Trace Markers

Marker	Frequency (GHz)	Meter Reading (dBuV)	Det	3117_00168724	3GHz_HP[dB]	Corrected Reading (dBuV/m)	Avg Limit (dBuV/m)	Margin (dB)	Peak Limit (dBuV/m)	Margin (dB)	Azimuth (Degs)	Height (cm)	Polarity
1	* 4.798	28.52	PK	34	-28	34.52	-	-	74	-39.48	0-360	150	H
4	7.206	26.26	PK	36.1	-25.3	37.06	-	-	74	-36.94	0-360	150	H
5	9.61	24.67	PK	37	-21.8	39.87	-	-	74	-34.13	0-360	250	H
2	* 4.795	28.65	PK	34	-28	34.65	-	-	74	-39.35	0-360	250	V
3	7.205	26.45	PK	36.1	-25.3	37.25	-	-	74	-36.75	0-360	250	V
6	9.608	25.13	PK	37	-21.9	40.23	-	-	74	-33.77	0-360	250	V

* - indicates frequency in CFR47 Pt 15 / IC RSS-Restricted Band
PK – Peak detector

Note: Only peak measurement was performed. Because peak measurement result of unwanted emission is less than average limit (54dBuV/m).

UL Korea, Ltd. Suwon Laboratory FORM ID: FCC_15C
218 Maeyeong-ro, Yeongtong-gu, Suwon-si, Gyeonggi-do, 16675, Korea TEL: (031) 337-9902 FAX: (031) 213-5433
UL Korea, Ltd. Confidential
This report shall not be reproduced except in full, without the written approval of UL Korea, Ltd.

MID CHANNEL HORIZONTAL

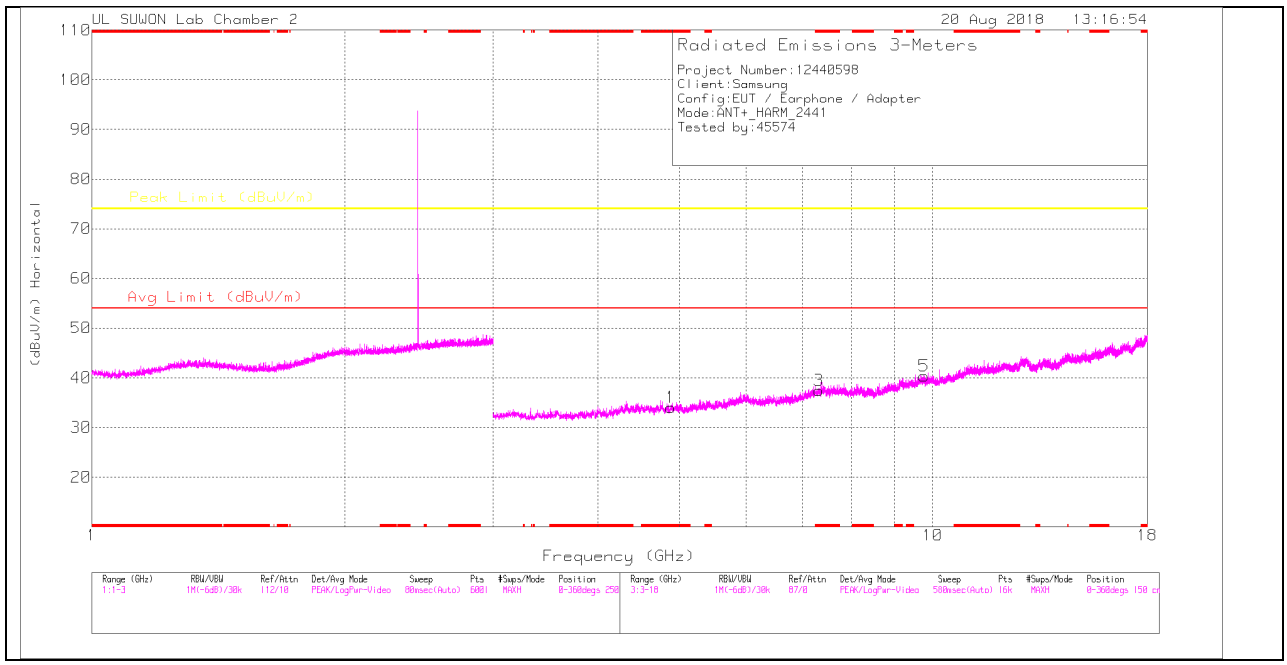

MID CHANNEL VERTICAL

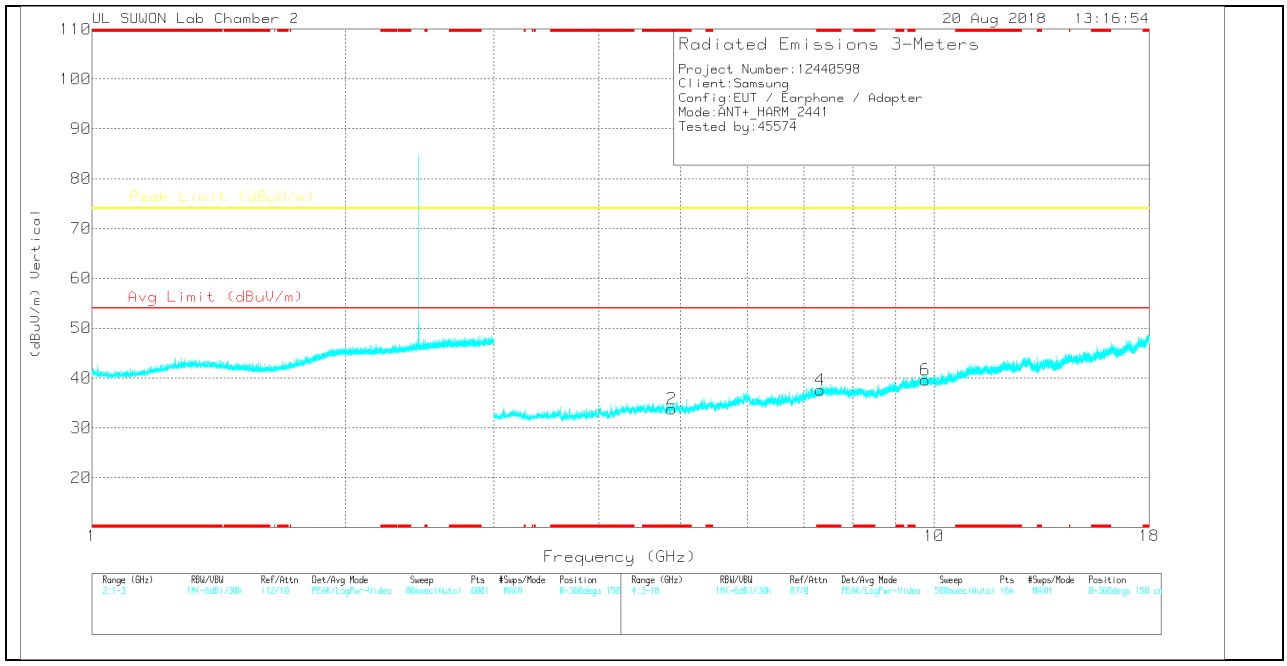

Note: Emission was scanned up to 26GHz; No emissions were detected above the noise floor which was at least 20dB below the specification limit.

UL Korea, Ltd. Suwon Laboratory FORM ID: FCC_15C
218 Maeyeong-ro, Yeongtong-gu, Suwon-si, Gyeonggi-do, 16675, Korea TEL: (031) 337-9902 FAX: (031) 213-5433
UL Korea, Ltd. Confidential
This report shall not be reproduced except in full, without the written approval of UL Korea, Ltd.

MID CHANNEL DATA

Trace Markers

Marker	Frequency (GHz)	Meter Reading (dBuV)	Det	3117_00168724	3GHz_HP[dB]	Corrected Reading (dBuV/m)	Avg Limit (dBuV/m)	Margin (dB)	Peak Limit (dBuV/m)	Margin (dB)	Azimuth (Degs)	Height (cm)	Polarity
1	* 4.882	27.95	PK	34	-27.9	34.05	-	-	74	-39.95	0-360	150	H
3	* 7.325	26.13	PK	36.2	-24.9	37.43	-	-	74	-36.57	0-360	150	H
5	9.766	24.69	PK	37.2	-21.5	40.39	-	-	74	-33.61	0-360	150	H
2	* 4.882	27.68	PK	34	-27.9	33.78	-	-	74	-40.22	0-360	150	V
4	* 7.326	26.31	PK	36.2	-24.9	37.61	-	-	74	-36.39	0-360	250	V
6	9.765	23.91	PK	37.2	-21.5	39.61	-	-	74	-34.39	0-360	250	V

* - indicates frequency in CFR47 Pt 15 / IC RSS-Restricted Band
PK – Peak Detector

Note: Only peak measurement was performed. Because peak measurement result of unwanted emission is less than average limit (54dBuV/m).

UL Korea, Ltd. Suwon Laboratory FORM ID: FCC_15C
218 Maeyeong-ro, Yeongtong-gu, Suwon-si, Gyeonggi-do, 16675, Korea TEL: (031) 337-9902 FAX: (031) 213-5433
UL Korea, Ltd. Confidential
This report shall not be reproduced except in full, without the written approval of UL Korea, Ltd.

HIGH CHANNEL HORIZONTAL

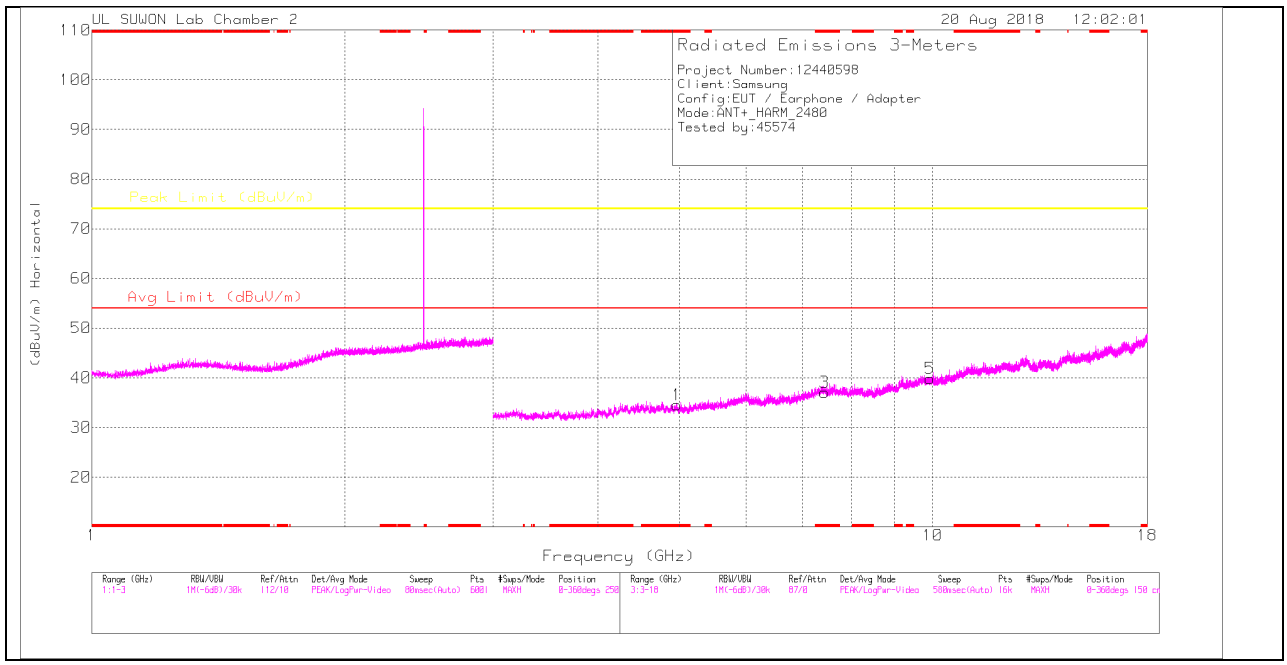

HIGH CHANNEL VERTICAL

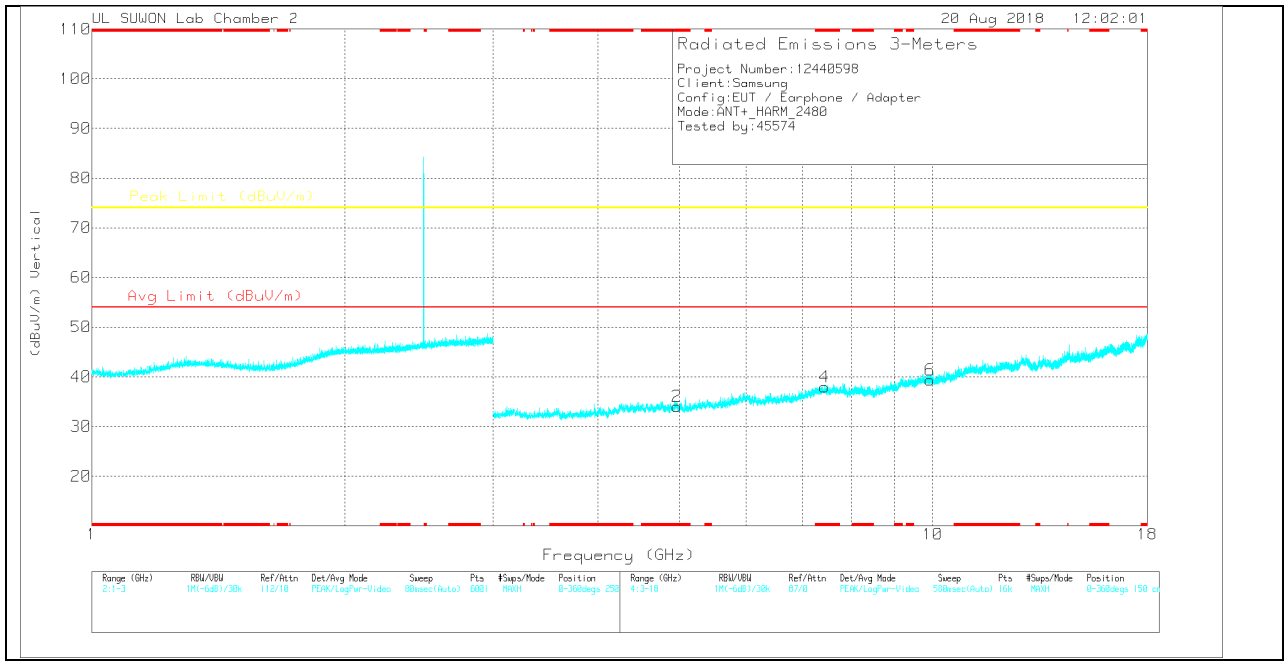

Note: Emission was scanned up to 26GHz; No emissions were detected above the noise floor which was at least 20dB below the specification limit.

UL Korea, Ltd. Suwon Laboratory FORM ID: FCC_15C
218 Maeyeong-ro, Yeongtong-gu, Suwon-si, Gyeonggi-do, 16675, Korea TEL: (031) 337-9902 FAX: (031) 213-5433
UL Korea, Ltd. Confidential
This report shall not be reproduced except in full, without the written approval of UL Korea, Ltd.

HIGH CHANNEL DATA

Trace Markers

Marker	Frequency (GHz)	Meter Reading (dBuV)	Det	3117_00168724	3GHz_HP[dB]	Corrected Reading (dBuV/m)	Avg Limit (dBuV/m)	Margin (dB)	Peak Limit (dBuV/m)	Margin (dB)	Azimuth (Degs)	Height (cm)	Polarity
1	* 4.96	27.52	PK	34.1	-27.1	34.52	-	-	74	-39.48	0-360	150	H
3	* 7.441	24.93	PK	36.2	-24.1	37.03	-	-	74	-36.97	0-360	150	H
5	9.92	23.45	PK	37.4	-21	39.85	-	-	74	-34.15	0-360	250	H
2	* 4.96	26.99	PK	34.1	-27.1	33.99	-	-	74	-40.01	0-360	250	V
4	* 7.441	25.85	PK	36.2	-24.1	37.95	-	-	74	-36.05	0-360	250	V
6	9.92	23.01	PK	37.4	-21	39.41	-	-	74	-34.59	0-360	250	V

* - indicates frequency in CFR47 Pt 15 / IC RSS-Restricted Band
PK – Peak Detector

Note: Only peak measurement was performed. Because peak measurement result of unwanted emission is less than average limit (54dBuV/m).

UL Korea, Ltd. Suwon Laboratory FORM ID: FCC_15C
218 Maeyeong-ro, Yeongtong-gu, Suwon-si, Gyeonggi-do, 16675, Korea TEL: (031) 337-9902 FAX: (031) 213-5433
UL Korea, Ltd. Confidential
This report shall not be reproduced except in full, without the written approval of UL Korea, Ltd.

7.2.5. SPURIOUS BELOW 1 GHz

SPURIOUS EMISSIONS 30 TO 1000 MHz (HORIZONTAL)

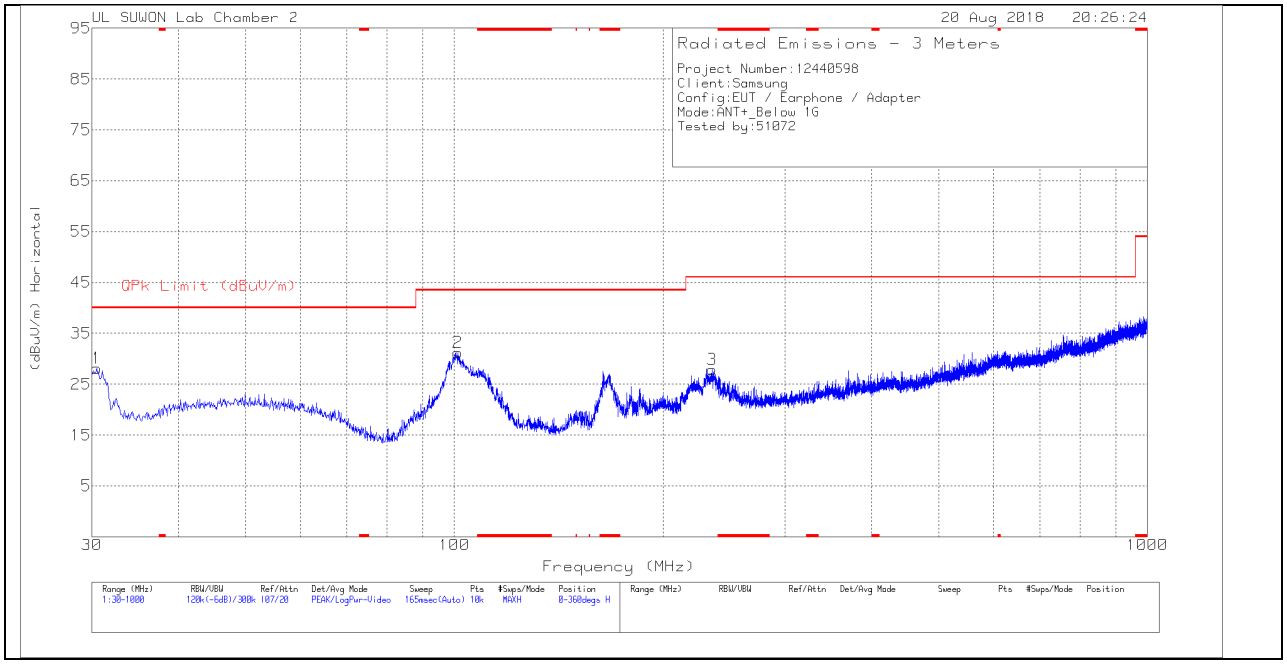

SPURIOUS EMISSIONS 30 TO 1000 MHz (VERTICAL)

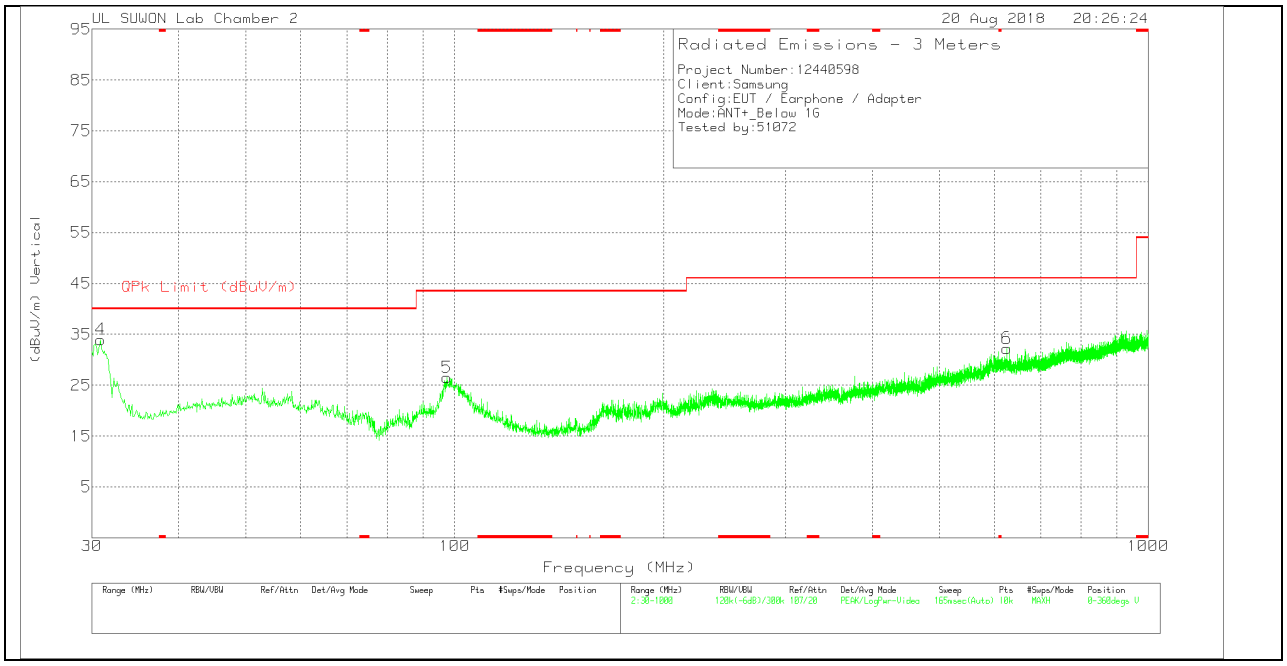

UL Korea, Ltd. Confidential
This report shall not be reproduced except in full, without the written approval of UL Korea, Ltd.

BELOW 1 GHz TABLE

Trace Markers

Marker	Frequency (MHz)	Meter Reading (dBuV)	Det	VULB9163_749	Below_1G[dB]	DC Corr (dB)	Corrected Reading (dBuV/m)	QPk Limit (dBuV/m)	Margin (dB)	Azimuth (Degs)	Height (cm)	Polarity
1	30.485	44.32	Pk	15.8	-32	0	28.12	40	-11.88	0-360	400	H
2	101.198	44.93	Pk	17.7	-31.4	0	31.23	43.52	-12.29	0-360	300	H
3	235.446	40.35	Pk	18.2	-30.7	0	27.85	46.02	-18.17	0-360	100	H
4	30.873	50.39	Pk	15.6	-32	0	33.99	40	-6.01	0-360	100	V
5	97.512	40.38	Pk	17.5	-31.4	0	26.48	43.52	-17.04	0-360	100	V
6	625.677	37.16	Pk	25.4	-30.3	0	32.26	46.02	-13.76	0-360	200	V

Pk - Peak detector

UL Korea, Ltd. Suwon Laboratory FORM ID: FCC_15C
218 Maeyeong-ro, Yeongtong-gu, Suwon-si, Gyeonggi-do, 16675, Korea TEL: (031) 337-9902 FAX: (031) 213-5433
UL Korea, Ltd. Confidential
This report shall not be reproduced except in full, without the written approval of UL Korea, Ltd.

8. AC POWER LINE CONDUCTED EMISSIONS

LIMITS

FCC §15.207 (a)

Frequency of emission (MHz)	Conducted limit (dBµV)	
	Quasi-peak	Average
0.15-0.5	66 to 56*	56 to 46*
0.5-5	56	46
5-30	60	50

*Decreases with the logarithm of the frequency.

TEST PROCEDURE

The EUT is placed on a non-conducting table 40 cm from the vertical ground plane and 80 cm above the horizontal ground plane. The EUT is configured in accordance with ANSI C63.10.

The receiver is set to a resolution bandwidth of 9 kHz. Peak detection is used unless otherwise noted as quasi-peak or average.

Line conducted data is recorded for both NEUTRAL and HOT lines.

UL Korea, Ltd. Suwon Laboratory FORM ID: FCC_15C
218 Maeyeong-ro, Yeongtong-gu, Suwon-si, Gyeonggi-do, 16675, Korea TEL: (031) 337-9902 FAX: (031) 213-5433
UL Korea, Ltd. Confidential
This report shall not be reproduced except in full, without the written approval of UL Korea, Ltd.

RESULTS

6 WORST EMISSIONS

LINE 1 PLOT

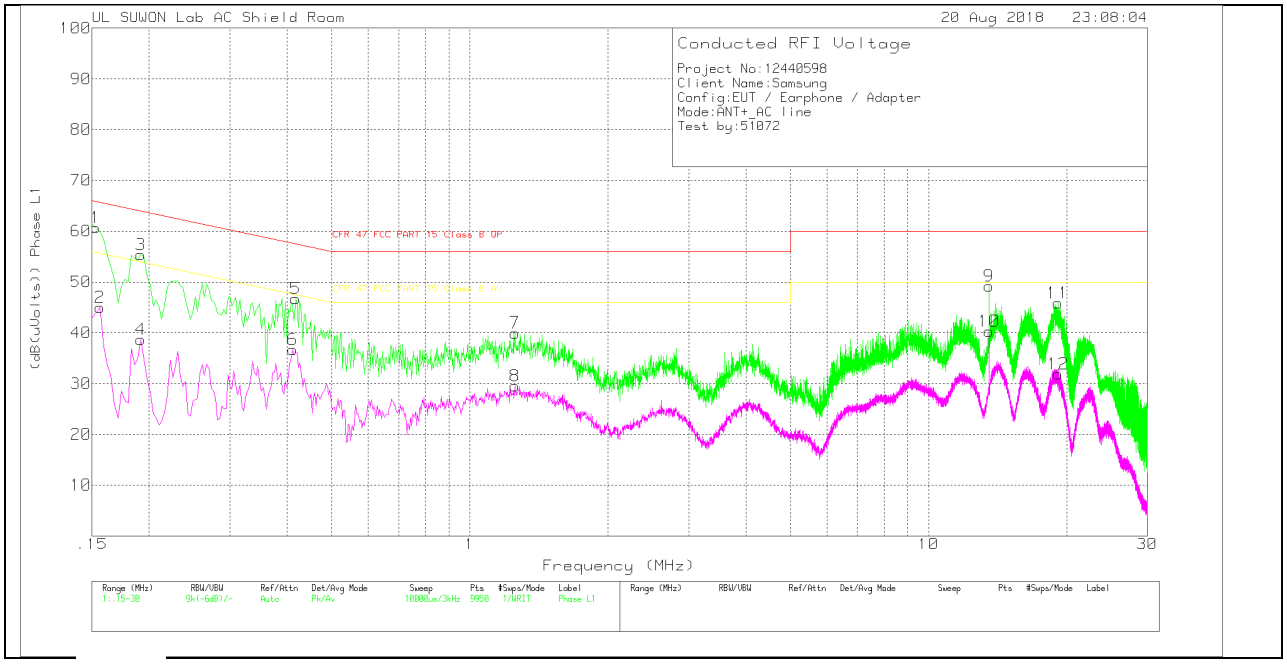

UL Korea, Ltd. Suwon Laboratory FORM ID: FCC_15C
218 Maeyeong-ro, Yeongtong-gu, Suwon-si, Gyeonggi-do, 16675, Korea TEL: (031) 337-9902 FAX: (031) 213-5433
UL Korea, Ltd. Confidential
This report shall not be reproduced except in full, without the written approval of UL Korea, Ltd.

LINE 1 RESULTS

Trace Markers

Range 1: Phase L1 .15 - 30MHz

Marker	Frequency (MHz)	Meter Reading (dBuV)	Det	101837_L1_with extension	CABLELOSS(dB)	Corrected Reading (dB(uVolts))	CFR 47 FCC PART 15 Class B QP	Margin (dB)	CFR 47 FCC PART 15 Class B AV	Margin (dB)
1	.153	50.63	Pk	10	.1	60.73	65.84	-5.11	-	-
2	.156	34.84	Av	10	.1	44.94	-	-	55.67	-10.73
3	.192	45.37	Pk	9.8	.2	55.37	63.95	-8.58	-	-
4	.192	28.66	Av	9.8	.2	38.66	-	-	53.95	-15.29
5	.417	36.75	Pk	9.8	.2	46.75	57.51	-10.76	-	-
6	.411	26.67	Av	9.8	.2	36.67	-	-	47.63	-10.96
7	1.254	29.78	Pk	9.9	.3	39.98	56	-16.02	-	-
8	1.254	19.37	Av	9.9	.3	29.57	-	-	46	-16.43
9	13.557	38.99	Pk	9.8	.4	49.19	60	-10.81	-	-
10	13.554	30.12	Av	9.8	.4	40.32	-	-	50	-9.68
11	19.137	35.41	Pk	10.1	.4	45.91	60	-14.09	-	-
12	19.14	21.38	Av	10.1	.4	31.88	-	-	50	-18.12

Pk - Peak detector
Av - Average detection

Quasi-Peak Emissions

Range 1: Phase L1 .15 - 30MHz

Frequency (MHz)	Meter Reading (dBuV)	Det	101837_L1_with extension	CABLELOSS(dB)	Corrected Reading (dB(uVolts))	CFR 47 FCC PART 15 Class B QP	Margin (dB)	CFR 47 FCC PART 15 Class B AV	Margin (dB)
.15375	37.21	Qp	10	.1	47.31	65.79	-18.48	-	-
.15615	37.34	Qp	10	.1	47.44	65.67	-18.23	-	-
.19275	30.63	Qp	9.8	.2	40.63	63.92	-23.29	-	-
.41775	30.53	Qp	9.8	.2	40.53	57.49	-16.96	-	-
.41175	30.47	Qp	9.8	.2	40.47	57.61	-17.14	-	-
1.25475	26.23	Qp	9.9	.3	36.43	56	-19.57	-	-
13.5578	36.03	Qp	9.8	.4	46.23	60	-13.77	-	-
13.5548	31.77	Qp	9.8	.4	41.97	60	-18.03	-	-
19.1363	21.99	Qp	10.1	.4	32.49	60	-27.51	-	-
19.1393	21.77	Qp	10.1	.4	32.27	60	-27.73	-	-

Qp - Quasi-Peak detector

UL Korea, Ltd. Suwon Laboratory FORM ID: FCC_15C
218 Maeyeong-ro, Yeongtong-gu, Suwon-si, Gyeonggi-do, 16675, Korea TEL: (031) 337-9902 FAX: (031) 213-5433
UL Korea, Ltd. Confidential
This report shall not be reproduced except in full, without the written approval of UL Korea, Ltd.

LINE 2 PLOT

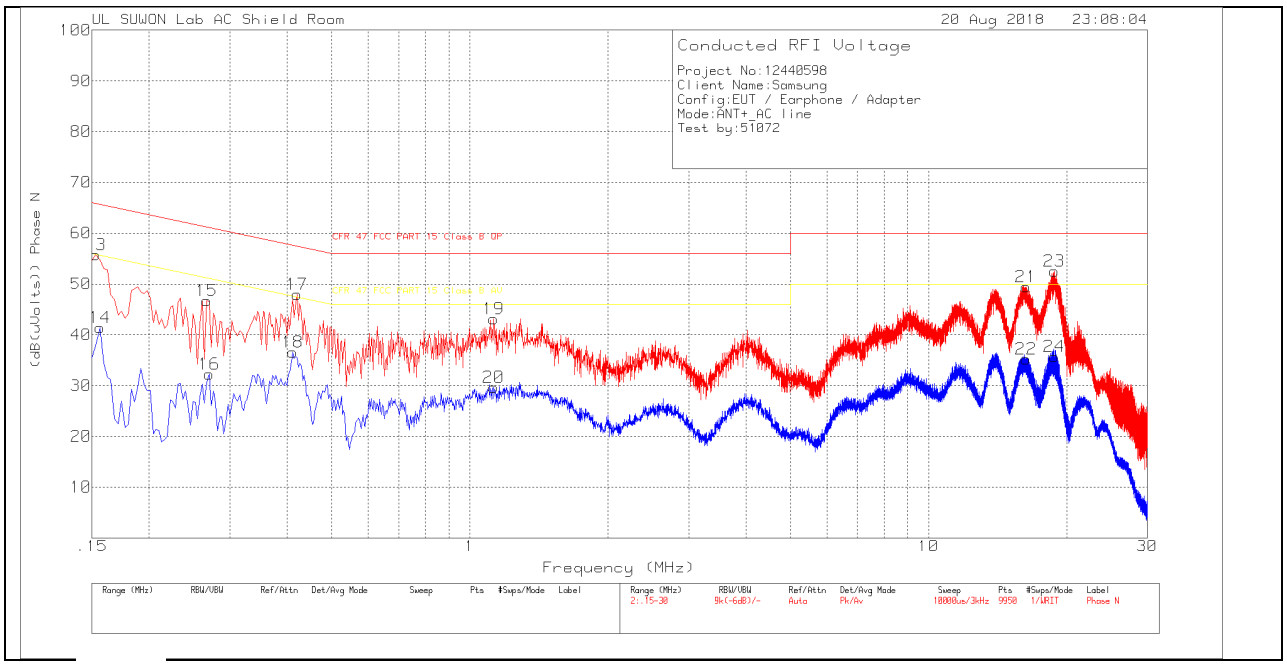

UL Korea, Ltd. Suwon Laboratory FORM ID: FCC_15C
218 Maeyeong-ro, Yeongtong-gu, Suwon-si, Gyeonggi-do, 16675, Korea TEL: (031) 337-9902 FAX: (031) 213-5433
UL Korea, Ltd. Confidential
This report shall not be reproduced except in full, without the written approval of UL Korea, Ltd.

LINE 2 RESULTS

Trace Markers

Range 2: Phase N .15 - 30MHz

Marker	Frequency (MHz)	Meter Reading (dBuV)	Det	101837_N_with extension	CABLELOSS(dB)	Corrected Reading (dB(uVolts))	CFR 47 FCC PART 15 Class B QP	Margin (dB)	CFR 47 FCC PART 15 Class B AV	Margin (dB)
13	.153	45.68	Pk	10	.1	55.78	65.84	-10.06	-	-
14	.156	31.31	Av	10	.1	41.41	-	-	55.67	-14.26
15	.267	36.98	Pk	9.6	.2	46.78	61.21	-14.43	-	-
16	.27	22.48	Av	9.6	.2	32.28	-	-	51.12	-18.84
17	.42	37.92	Pk	9.8	.2	47.92	57.45	-9.53	-	-
18	.411	26.59	Av	9.8	.2	36.59	-	-	47.63	-11.04
19	1.128	32.97	Pk	9.9	.3	43.17	56	-12.83	-	-
20	1.128	19.51	Av	9.9	.3	29.71	-	-	46	-16.29
21	16.305	39.18	Pk	9.9	.4	49.48	60	-10.52	-	-
22	16.311	24.89	Av	9.9	.4	35.19	-	-	50	-14.81
23	18.807	42.16	Pk	10	.4	52.56	60	-7.44	-	-
24	18.804	25.37	Av	10	.4	35.77	-	-	50	-14.23

Pk - Peak detector
Av - Average detection

Quasi-Peak Emissions

Range 2: Phase N .15 - 30MHz

Frequency (MHz)	Meter Reading (dBuV)	Det	101837_N_with extension	CABLELOSS(dB)	Corrected Reading (dB(uVolts))	CFR 47 FCC PART 15 Class B QP	Margin (dB)	CFR 47 FCC PART 15 Class B AV	Margin (dB)
.15375	33.41	Qp	10	.1	43.51	65.79	-22.28	-	-
.15615	34.18	Qp	10	.1	44.28	65.67	-21.39	-	-
.26775	28.53	Qp	9.6	.2	38.33	61.19	-22.86	-	-
.27075	29.14	Qp	9.6	.2	38.94	61.09	-22.15	-	-
.42075	32.42	Qp	9.8	.2	42.42	57.43	-15.01	-	-
.41175	32.27	Qp	9.8	.2	42.27	57.61	-15.34	-	-
1.12725	27.94	Qp	9.9	.3	38.14	56	-17.86	-	-
16.3058	29.46	Qp	9.9	.4	39.76	60	-20.24	-	-
16.3118	29.24	Qp	9.9	.4	39.54	60	-20.46	-	-
18.8063	30.36	Qp	10	.4	40.76	60	-19.24	-	-
18.8042	30.28	Qp	10	.4	40.68	60	-19.32	-	-

Qp - Quasi-Peak detector

UL Korea, Ltd. Suwon Laboratory FORM ID: FCC_15C
218 Maeyeong-ro, Yeongtong-gu, Suwon-si, Gyeonggi-do, 16675, Korea TEL: (031) 337-9902 FAX: (031) 213-5433
UL Korea, Ltd. Confidential
This report shall not be reproduced except in full, without the written approval of UL Korea, Ltd.