FCC CFR47 PART 15 SUBPART C

DTS Wireless LAN

CERTIFICATION TEST REPORT

FOR

CDMA/GSM/WCDMA/LTE Phone + BT/BLE, DTS/UNII a/b/g/n/ac, ANT+ and NFC

MODEL NUMBER : SM-A8050

FCC ID: A3LSMA8050

REPORT NUMBER: 4788886237-E2V1

ISSUE DATE: APR 16, 2019

Prepared for
SAMSUNG ELECTRONICS CO., LTD.
129 SAMSUNG-RO, YEONGTONG-GU, SUWON-SI,
GYEONGGI-DO, 16677, KOREA

Prepared by
UL Korea, Ltd.
26th floor, 152, Teheran-ro, Gangnam-gu Seoul, 06236, Korea

Suwon Test Site: UL Korea, Ltd. Suwon Laboratory
218 Maeyeong-ro, Yeongtong-gu,
Suwon-si, Gyeonggi-do, 16675, Korea
TEL: (031) 337-9902
FAX: (031) 213-5433

ACCREDITED
Testing Laboratory

TL-637

Revision History

Rev.	Issue Date	Revisions	Revised By
V1	04/16/19	Initial issue	Junwhan Lee

UL Korea, Ltd. Suwon Laboratory FORM ID: FCC_15C
218 Maeyeong-ro, Yeongtong-gu, Suwon-si, Gyeonggi-do, 16675, Korea TEL: (031) 337-9902 FAX: (031) 213-5433
UL Korea, Ltd. Confidential
This report shall not be reproduced except in full, without the written approval of UL Korea, Ltd.

TABLE OF CONTENTS

1. ATTESTATION OF TEST RESULTS 5
1.1. INTRODUCTION OF TEST DATA REUSE 6
1.2. DIFFERENCE 6
1.3. SPOT CHECK VERIFICATION DATA 6
1.4. REFERENCE DETAIL 7
2. TEST METHODOLOGY 8
3. FACILITIES AND ACCREDITATION 8
4. CALIBRATION AND UNCERTAINTY 8
4.1. MEASURING INSTRUMENT CALIBRATION 8
4.2. SAMPLE CALCULATION 8
4.3. MEASUREMENT UNCERTAINTY 9
5. EQUIPMENT UNDER TEST 10
5.1. DESCRIPTION OF EUT 10
5.2. MAXIMUM OUTPUT POWER 11
5.3. DESCRIPTION OF AVAILABLE ANTENNAS 11
5.4. WORST-CASE CONFIGURATION AND MODE 11
5.5. DESCRIPTION OF TEST SETUP 12
6. TEST AND MEASUREMENT EQUIPMENT 14
7. REFERENCE MEASUREMENT RESULTS 15
7.1. ON TIME AND DUTY CYCLE RESULTS 15
8. MEASUREMENT METHODS 16
9. SUMMARY TABLE 17
10. ANTENNA PORT TEST RESULTS 18
10.1. 6 dB BANDWIDTH 18
10.1.1. 802.11b MODE IN THE 2.4 GHz BAND 19
10.1.2. 802.11g MODE IN THE 2.4 GHz BAND 19
10.1.3. 802.11n HT20 MODE IN THE 2.4 GHz BAND 20
10.1.4. 6 dB BANDWIDTH PLOTS 21
10.2. OUTPUT POWER 27
10.2.1. 802.11b MODE IN THE 2.4 GHz BAND 28
10.2.2. 802.11g MODE IN THE 2.4 GHz BAND 29
10.2.3. 802.11n HT20 MODE IN THE 2.4 GHz BAND 30
10.3. PSD 31

UL Korea, Ltd. Suwon Laboratory FORM ID: FCC_15C
218 Maeyeong-ro, Yeongtong-gu, Suwon-si, Gyeonggi-do, 16675, Korea TEL: (031) 337-9902 FAX: (031) 213-5433

UL Korea, Ltd. Confidential
This report shall not be reproduced except in full, without the written approval of UL Korea, Ltd.

10.3.1. 802.11b MODE IN THE 2.4 GHz BAND....32
10.3.2. 802.11g MODE IN THE 2.4 GHz BAND....32
10.3.3. 802.11n HT20 MODE IN THE 2.4 GHz BAND....32
10.3.4. PSD PLOTS....33

10.4. OUT-OF-BAND EMISSIONS....39
10.4.1. 802.11b MODE IN THE 2.4 GHz BAND....40
10.4.2. 802.11g MODE IN THE 2.4 GHz BAND....48
10.4.3. 802.11n HT20 MODE IN THE 2.4 GHz BAND....56

11. RADIATED TEST RESULTS....64

11.1. LIMITS AND PROCEDURE....64

11.2. TRANSMITTER ABOVE 1 GHz....66
11.2.1. TX ABOVE 1 GHz 802.11b MODE IN THE 2.4 GHz BAND ANTENNA1....66
11.2.2. TX ABOVE 1 GHz 802.11b MODE IN THE 2.4 GHz BAND ANTENNA2....80
11.2.3. TX ABOVE 1 GHz 802.11g MODE IN THE 2.4 GHz BAND ANTENNA1....94
11.2.4. TX ABOVE 1 GHz 802.11g MODE IN THE 2.4 GHz BAND ANTENNA2....108
11.2.5. TX ABOVE 1 GHz 802.11n HT20 MODE IN THE 2.4 GHz BAND ANTENNA1 122
11.2.6. TX ABOVE 1 GHz 802.11n HT20 MODE IN THE 2.4 GHz BAND ANTENNA2 136
11.2.7. TX ABOVE 1 GHz 802.11g 2TX CDD MODE IN THE 2.4 GHz BAND....150
11.2.8. TX ABOVE 1 GHz 802.11n HT20 2TX CDD MODE IN THE 2.4 GHz BAND....164

11.3. WORST-CASE BELOW 1 GHz....180

12. AC POWER LINE CONDUCTED EMISSIONS....182

13. SETUP PHOTOS....187

UL Korea, Ltd. Suwon Laboratory FORM ID: FCC_15C
218 Maeyeong-ro, Yeongtong-gu, Suwon-si, Gyeonggi-do, 16675, Korea TEL: (031) 337-9902 FAX: (031) 213-5433
UL Korea, Ltd. Confidential
This report shall not be reproduced except in full, without the written approval of UL Korea, Ltd.

1. ATTESTATION OF TEST RESULTS

COMPANY NAME:	SAMSUNG ELECTRONICS CO., LTD.
EUT DESCRIPTION:	CDMA/GSM/WCDMA/LTE Phone + BT/BLE, DTS/UNII a/b/g/n/ac, ANT+ and NFC
MODEL NUMBER:	SM-A8050
SERIAL NUMBER:	R38M308CK1A (CONDUCTED, Original) R38M308CHXX, R38M308CJ1K (RADIATED, Original); R38M10QK2VL, R38M10QK2SP (RADIATED, Spot check);
DATE TESTED:	FEB 13, 2019 – APR 08, 2019; (Original) APR 09, 2019 – APR 16, 2019; (Spot check)

APPLICABLE STANDARDS	
STANDARD	**TEST RESULTS**
CFR 47 Part 15 Subpart C	Pass

UL Korea, Ltd. tested the above equipment in accordance with the requirements set forth in the above standards. All indications of Pass/Fail in this report are opinions expressed by UL Korea, Ltd. based on interpretations and/or observations of test results. Measurement Uncertainties were not taken into account and are published for informational purposes only. The test results show that the equipment tested is capable of demonstrating compliance with the requirements as documented in this report.

Note: The results documented in this report apply only to the tested sample, under the conditions and modes of operation as described herein. This document may not be altered or revised in any way unless done so by UL Korea, Ltd. and all revisions are duly noted in the revisions section. Any alteration of this document not carried out by UL Korea, Ltd. will constitute fraud and shall nullify the document. This report must not be used by the client to claim product certification, approval, or endorsement by IAS, any agency of the Federal Government, or any agency of any government.

Approved & Released For
UL Korea, Ltd. By:

SungGil Park
Suwon Lab Engineer
UL Korea, Ltd.

Tested By:

Junwhan Lee
Suwon Lab Engineer
UL Korea, Ltd.

UL Korea, Ltd. Confidential
This report shall not be reproduced except in full, without the written approval of UL Korea, Ltd.

1.1. INTRODUCTION OF TEST DATA REUSE

This report referenced from the FCC ID: A3LSMA805F DTS WLAN(FCC CFR 47 Part 15C). And the applicant takes full responsibility that the test data as referenced in this report represent compliance for this FCC ID.

1.2. DIFFERENCE

The FCC ID: A3LSMA8050 shares the same enclosure and circuit board as FCC ID: A3LSMA805F. The WLAN antennas and surrounding circuitry and layout are identical between these two units.

After confirming through preliminary radiated emissions that the performance of the FCC ID: A3LSMA805F remains representative of FCC ID: A3LSMA8050. The test data of FCC ID: A3LSMA805F being submitted for this application to cover WLAN features.

1.3. SPOT CHECK VERIFICATION DATA

(Worst case of the radiated spurious and band edge emissions)

Band	Test Item	Mode	Frequency	Test Limit	Original model SM-A805F/DS Results FCC ID : A3LSMA805F	Spot check model SM-A8050 Results FCC ID : A3LSMA8050	Deviation	Remark
DTS WLAN (2.4GHz)	Band Edge	802.11b ANT2	2462 MHz	74 dBuV/m	61.67 dBuV/m	61.59 dBuV/m	-0.08 dB	
	RSE	802.11b ANT2	2437 MHz	54 dBuV/m	47.24 dBuV/m	50.12 dBuV/m	2.88 dB	
	Band Edge	802.11g ANT1	2412 MHz	54 dBuV/m	47.17 dBuV/m	45.58 dBuV/m	-1.59 dB	
	RSE	802.11g ANT2	2412 MHz	54 dBuV/m	44.79 dBuV/m	45.54 dBuV/m	0.75 dB	
	Band Edge	802.11n ANT1	2412 MHz	54 dBuV/m	47.82 dBuV/m	47.65 dBuV/m	-0.17 dB	
	RSE	802.11n ANT2	2412 MHz	54 dBuV/m	44.44 dBuV/m	44.52 dBuV/m	0.08 dB	

Comparison of two models, upper deviation is within 3dB range and all test results are under FCC Technical Limits.

Output power verification was performed for the spot check model, all conducted power test results were in the tune up tolerance range. Also deviation for maximum output power result is within upper 0.5dB range.

UL Korea, Ltd. Suwon Laboratory FORM ID: FCC_15C
218 Maeyeong-ro, Yeongtong-gu, Suwon-si, Gyeonggi-do, 16675, Korea TEL: (031) 337-9902 FAX: (031) 213-5433
UL Korea, Ltd. Confidential
This report shall not be reproduced except in full, without the written approval of UL Korea, Ltd.

1.4. REFERENCE DETAIL

Reference application that contains the reused reference data.

Equipment Class	Reference FCC ID	Type Grant/Permissive Change	Reference Application	Folder Test/RF Exposure	Report Tittle / Section
PCE	A3LSMA805F	Grant	4788886234-E1	Test	FCC Report WWAN / GSM,WCDMA, LTE B5
DTS	A3LSMA805F	Grant	4788886234-E2	Test	FCC Report DTS WLAN / All sections
			4788886234-E3	Test	FCC Report BLE / All sections
DSS	A3LSMA805F	Grant	4788886234-E4	Test	FCC Report BT / All sections
NII	A3LSMA805F	Grant	4788886234-E5	Test	FCC Report UNII/ All sections
DXX	A3LSMA805F	Grant	4788886234-E6	Test	FCC Report ANT+/ All sections
			4788886234-E7	Test	FCC Report NFC/ All sections

UL Korea, Ltd. Suwon Laboratory FORM ID: FCC_15C
218 Maeyeong-ro, Yeongtong-gu, Suwon-si, Gyeonggi-do, 16675, Korea TEL: (031) 337-9902 FAX: (031) 213-5433
UL Korea, Ltd. Confidential
This report shall not be reproduced except in full, without the written approval of UL Korea, Ltd.

2. TEST METHODOLOGY

The tests documented in this report were performed in accordance with following methods.

1. FCC CFR 47 Part 2.
2. FCC CFR 47 Part 15.
3. KDB 558074 D01 15.247 Meas Guidance v05r01.
4. KDB 484596 D01 Referencing Test Data v01
5. ANSI C63.10-2013.
6. KDB 662911 D01 v02r01

3. FACILITIES AND ACCREDITATION

The test sites and measurement facilities used to collect data are located at 218 Maeyeong-ro, Yeongtong-gu, Suwon-si, Gyeonggi-do, 16675, Korea. Line conducted emissions are measured only at the 218 address. The following table identifies which facilities were utilized for radiated emission measurements documented in this report. Specific facilities are also identified in the test results sections.

218 Maeyeong-ro
☒ Chamber 1
☒ Chamber 2
☐ Chamber 3

UL Korea, Ltd. is accredited by IAS, Laboratory Code TL-637. The full scope of accreditation can be viewed at http://www.iasonline.org/PDF/TL/TL-637.pdf.

4. CALIBRATION AND UNCERTAINTY

4.1. MEASURING INSTRUMENT CALIBRATION

The measuring equipment utilized to perform the tests documented in this report has been calibrated in accordance with the manufacturer's recommendations, and is traceable to recognized national standards.

4.2. SAMPLE CALCULATION

Where relevant, the following sample calculation is provided:

Field Strength (dBuV/m) = Measured Voltage (dBuV) + Antenna Factor (dB/m) + Cable Loss (dB) – Preamp Gain (dB)

36.5 dBuV + 18.7 dB/m + 0.6 dB – 26.9 dB = 28.9 dBuV/m

UL Korea, Ltd. Suwon Laboratory FORM ID: FCC_15C
218 Maeyeong-ro, Yeongtong-gu, Suwon-si, Gyeonggi-do, 16675, Korea TEL: (031) 337-9902 FAX: (031) 213-5433
UL Korea, Ltd. Confidential
This report shall not be reproduced except in full, without the written approval of UL Korea, Ltd.

4.3. MEASUREMENT UNCERTAINTY

Where relevant, the following measurement uncertainty levels have been estimated for tests performed on the apparatus:

PARAMETER	UNCERTAINTY
Conducted Disturbance, 0.15 to 30 MHz	2.32 dB
Radiated Disturbance, Below 1GHz	3.86 dB
Radiated Disturbance, Above 1 GHz	5.97 dB

Uncertainty figures are valid to a confidence level of 95%.

UL Korea, Ltd. Suwon Laboratory FORM ID: FCC_15C
218 Maeyeong-ro, Yeongtong-gu, Suwon-si, Gyeonggi-do, 16675, Korea TEL: (031) 337-9902 FAX: (031) 213-5433
UL Korea, Ltd. Confidential
This report shall not be reproduced except in full, without the written approval of UL Korea, Ltd.

5. EQUIPMENT UNDER TEST

5.1. DESCRIPTION OF EUT

The EUT is a GSM/WCDMA/LTE Phone + BT/BLE, DTS/UNII a/b/g/n/ac, ANT+ and NFC.
This test report addresses the DTS (WLAN) operational mode.

WiFi MIMO Condition

Frequency	Mode	Antenna 1	Antenna 2
2.4GHz	802.11g	TX / RX	TX / RX
	802.11g MIMO	TX / RX	TX / RX
	802.11n	TX / RX	TX / RX
	802.11n MIMO	TX / RX	TX / RX
5 GHz	802.11a	TX / RX	TX / RX
	802.11a MIMO	TX / RX	TX / RX
	802.11n	TX / RX	TX / RX
	802.11n MIMO	TX / RX	TX / RX
	802.11ac	TX / RX	TX / RX
	802.11ac MIMO	TX / RX	TX / RX

Simultaneous TX Condition

Frequency	Supported
2.4 GHz Antenna 1 + 5 GHz Antenna 2	Yes
2.4 GHz Antenna 2 + 5 GHz Antenna 1	No
2.4 GHz Antenna 1 + 5 GHz Antenna 1	No
2.4 GHz Antenna 2 + 5 GHz Antenna 2	No
2.4 GHz Antenna 1 + 5 GHz MIMO	No
2.4 GHz Antenna 2 + 5 GHz MIMO	No
2.4 GHz MIMO + 5 GHz Antenna 1	No
2.4 GHz MIMO + 5 GHz Antenna 2	No
2.4 GHz MIMO + 5 GHz MIMO	No
2.4 GHz Bluetooth Antenna 1 + 5 GHz Antenna 2	Yes

Spurious Emissions for Simultaneous Transmission were reported on the UNII test report(4788886234-E5) section 11.5.

UL Korea, Ltd. Suwon Laboratory FORM ID: FCC_15C
218 Maeyeong-ro, Yeongtong-gu, Suwon-si, Gyeonggi-do, 16675, Korea TEL: (031) 337-9902 FAX: (031) 213-5433
UL Korea, Ltd. Confidential
This report shall not be reproduced except in full, without the written approval of UL Korea, Ltd.

5.2. MAXIMUM OUTPUT POWER

The transmitter has a maximum total conducted average output power as follows:

Frequency Range [MHz]	Mode	Output Power [dBm]		Output Power [mW]	
		Antenna1	Antenna2	Antenna1	Antenna2
2412 - 2472	802.11b	18.53	18.30	71.29	67.61
	802.11g MIMO	17.25	17.48	53.09	55.98
		20.38		109.14	
	802.11n20 MIMO	17.52	17.34	56.49	54.20
		20.44		110.66	

5.3. DESCRIPTION OF AVAILABLE ANTENNAS

The radio utilizes an internal antennas, with antenna1's maximum gain of -2.21 dBi and antenna2's maximum gain of -3.82 dBi ..

5.4. WORST-CASE CONFIGURATION AND MODE

Radiated emission below 1GHz and power line conducted emission were performed with the EUT set to transmit at the channel with highest output power as worst-case scenario.

Radiated emission above 1GHz was performed with the EUT set to transmit low/mid/High Channels.

The fundamental of the EUT was investigated in three orthogonal orientations X, Y and Z, it was determined that below orientation was worst-case orientation for each antenna. Also this EUT have a camera pop up function when user operate front camera function. This condition was also considered.

Band	Worst Orientation					
	Camera Pou-up			Normal		
	X	Y	Z	X	Y	Z
ANTENNA 1(SISO)				O		
ANTENNA 2(SISO)					O	
ANTENNA ALL(MIMO)		O				

Based on the baseline scan, the worst-case data rates were:

802.11b mode: 1 Mbps
802.11g mode: 6 Mbps
802.11n HT20 mode: MCS0

Note : All radiated and power line conducted tests were performed connected with charger for evaluation of worst case mode.

UL Korea, Ltd. Suwon Laboratory FORM ID: FCC_15C
218 Maeyeong-ro, Yeongtong-gu, Suwon-si, Gyeonggi-do, 16675, Korea TEL: (031) 337-9902 FAX: (031) 213-5433
UL Korea, Ltd. Confidential
This report shall not be reproduced except in full, without the written approval of UL Korea, Ltd.

5.5. DESCRIPTION OF TEST SETUP

SUPPORT EQUIPMENT

Support Equipment List				
Description	**Manufacturer**	**Model**	**Serial Number**	**FCC ID**
Charger	SAMSUNG	EP-TA800	R37M1E50KV1SE3	N/A
Data Cable	SAMSUNG	EP-DA905BBE	N/A	N/A
Earphone	SAMSUNG	GHSS028-W4	N/A	N/A

I/O CABLE

I/O Cable List						
Cable No	**Port**	**# of identical ports**	**Connector Type**	**Cable Type**	**Cable Length (m)**	**Remarks**
1	DC Power	1	C Type	Shielded	1.1m	N/A
2	Audio	2	C Type	Unshielded	1.2m	N/A

TEST SETUP

The EUT is a stand-alone unit during the tests.
Test software in hidden menu exercised the EUT to enable DTS mode.

UL Korea, Ltd. Suwon Laboratory FORM ID: FCC_15C
218 Maeyeong-ro, Yeongtong-gu, Suwon-si, Gyeonggi-do, 16675, Korea TEL: (031) 337-9902 FAX: (031) 213-5433
UL Korea, Ltd. Confidential
This report shall not be reproduced except in full, without the written approval of UL Korea, Ltd.

SETUP DIAGRAM FOR TESTS (CONDUCTED TEST SETUP)

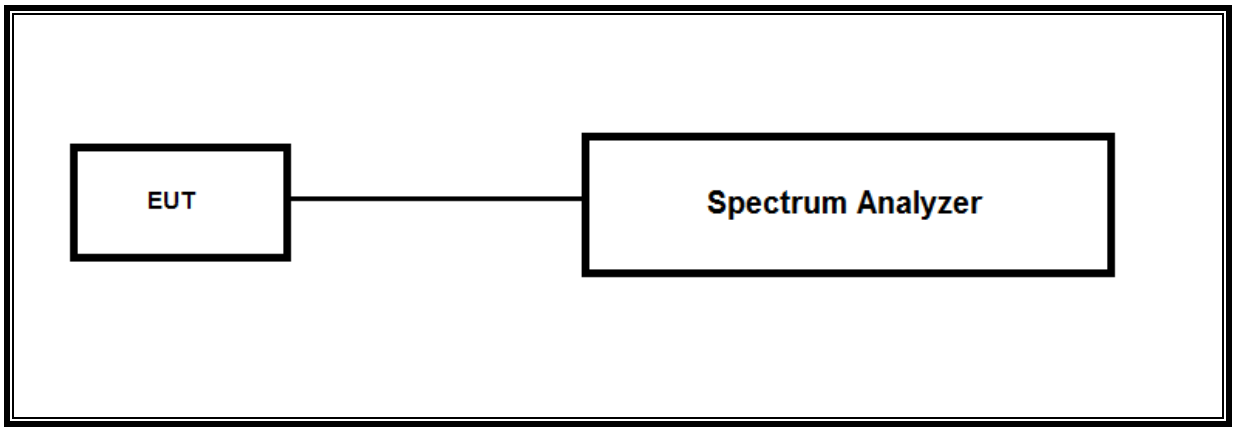

SETUP DIAGRAM FOR TESTS (RADIATED TEST SETUP)

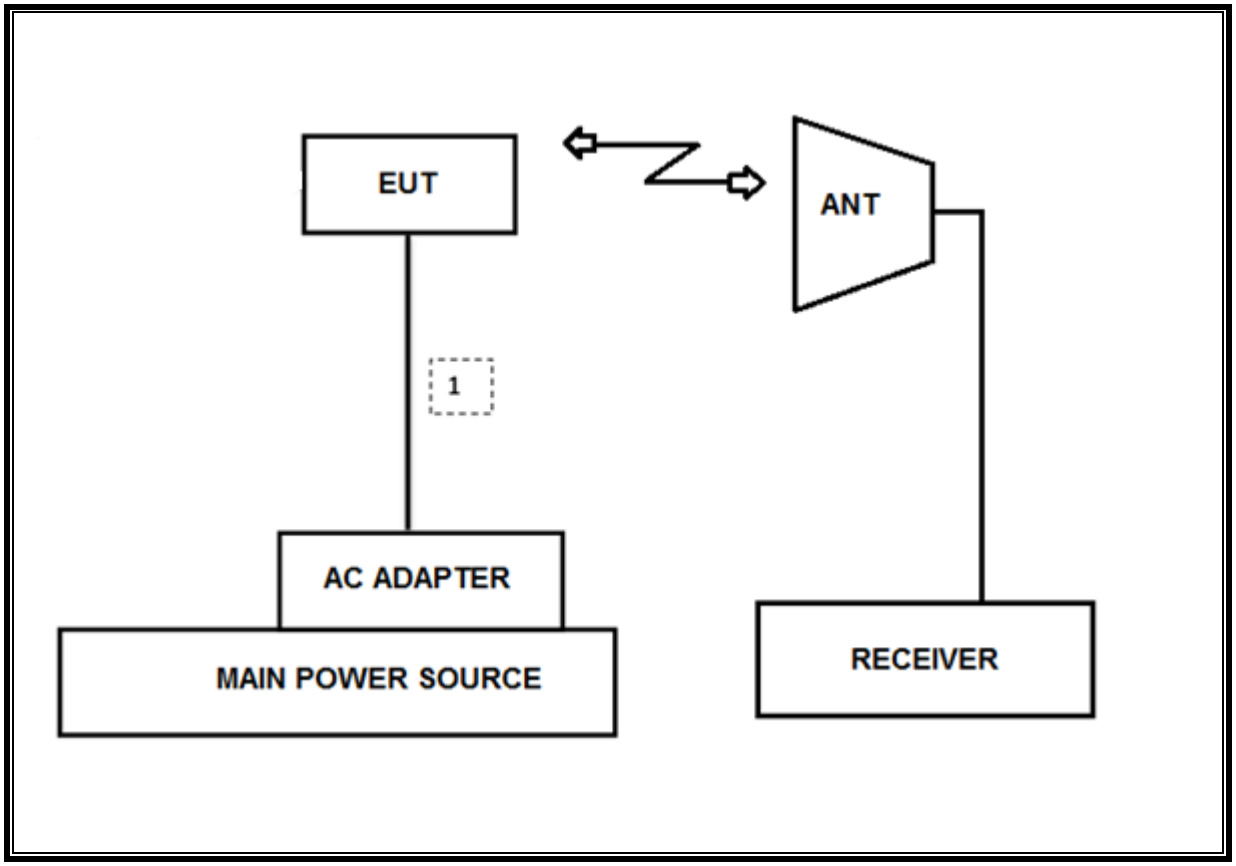

UL Korea, Ltd. Suwon Laboratory FORM ID: FCC_15C
218 Maeyeong-ro, Yeongtong-gu, Suwon-si, Gyeonggi-do, 16675, Korea TEL: (031) 337-9902 FAX: (031) 213-5433
UL Korea, Ltd. Confidential
This report shall not be reproduced except in full, without the written approval of UL Korea, Ltd.

6. TEST AND MEASUREMENT EQUIPMENT

The following test and measurement equipment was utilized for the tests documented in this report:

Test Equipment List				
Description	**Manufacturer**	**Model**	**S/N**	**Cal Due**
Antenna, Bilog, 30MHz-1GHz	SCHWARZBECK	VULB9163	750	08-04-20
Antenna, Bilog, 30MHz-1GHz	SCHWARZBECK	VULB9163	749	08-04-20
Antenna, Bilog, 30MHz-1GHz	SCHWARZBECK	VULB9163	845	08-04-20
Antenna, Horn, 18 GHz	ETS	3115	00167211	08-04-20
Antenna, Horn, 18 GHz	ETS	3115	00161451	08-04-20
Antenna, Horn, 18 GHz	ETS	3117	00168724	08-04-20
Antenna, Horn, 18 GHz	ETS	3117	00168717	08-04-20
Antenna, Horn, 18 GHz	ETS	3117	00205959	08-04-20
Antenna, Horn, 40 GHz	ETS	3116C	00166155	08-14-20
Antenna, Horn, 40 GHz	ETS	3116C	00168645	12-04-19
Antenna, Horn, 40 GHz	ETS	3116C-PA	00168841	08-09-19
Preamplifier, 1000 MHz	Sonoma	310N	341282	08-07-19
Preamplifier, 1000 MHz	Sonoma	310N	351741	08-07-19
Preamplifier, 1000 MHz	Sonoma	310N	370599	08-06-19
Preamplifier, 18 GHz	Miteq	AFS42-00101800-25-S-42	1876511	08-07-19
Preamplifier, 18 GHz	Miteq	AFS42-00101800-25-S-42	1896138	08-07-19
Preamplifier, 18 GHz	Miteq	AFS42-00101800-25-S-42	2029169	08-07-19
Spectrum Analyzer, 44 GHz	Agilent / HP	N9030A	MY54170614	08-07-19
Spectrum Analyzer, 44 GHz	Agilent / HP	N9030A	MY54490312	08-06-19
Spectrum Analyzer, 43.5 GHz	R&S	FSW43	104089	08-06-19
Average Power Sensor	Agilent / HP	U2000	MY54270007	08-07-19
Attenuator	PASTERNACK	PE7087-10	A001	08-08-19
Attenuator	PASTERNACK	PE7087-10	A008	08-08-19
Attenuator	PASTERNACK	PE7004-10	2	08-07-19
Attenuator	PASTERNACK	PE7087-10	A009	08-08-19
EMI Test Receive, 40 GHz	R&S	ESU40	100439	08-06-19
EMI Test Receive, 40 GHz	R&S	ESU40	100457	08-06-19
EMI Test Receive, 44 GHz	R&S	ESW44	101590	08-06-19
EMI Test Receive, 3 GHz	R&S	ESR3	101832	08-06-19
Low Pass Filter 5GHz	Micro-Tronics	LPS17541	009	08-07-19
Low Pass Filter 5GHz	Micro-Tronics	LPS17541	015	08-07-19
Low Pass Filter 5GHz	Micro-Tronics	LPS17541	020	08-06-19
High Pass Filter 3GHz	Micro-Tronics	HPM17543	010	08-07-19
High Pass Filter 3GHz	Micro-Tronics	HPM17543	015	08-07-19
High Pass Filter 3GHz	Micro-Tronics	HPM17543	020	08-06-19
High Pass Filter 6GHz	Micro-Tronics	HPS17542	009	08-07-19
High Pass Filter 6GHz	Micro-Tronics	HPS17542	016	08-07-19
High Pass Filter 6GHz	Micro-Tronics	HPS17542	021	08-06-19
Antenna, Loop, 9kHz-30MHz	R&S	HFH2-Z2	100418	10-26-19
LISN	R&S	ENV-216	101837	08-09-19

UL Software			
Description	**Manufacturer**	**Model**	**Version**
Radiated software	UL	UL EMC	Ver 9.5
AC Line Conducted software	UL	UL EMC	Ver 9.5

UL Korea, Ltd. Confidential
This report shall not be reproduced except in full, without the written approval of UL Korea, Ltd.

7. REFERENCE MEASUREMENT RESULTS

7.1. ON TIME AND DUTY CYCLE RESULTS

LIMITS

None; for reporting purposes only.

Mode	On Time B [mS]	Period [mS]	Duty Cycle X [linear]	Duty Cycle X [%]	Duty Cycle Correction Factor [dB]
802.11b	15.120	15.300	0.988235294	98.82352941	0.00
802.11g	2.712	2.749	0.98654056	98.65405602	0.00
802.11n HT20	2.518	2.557	0.984747751	98.47477513	0.00

802.11b

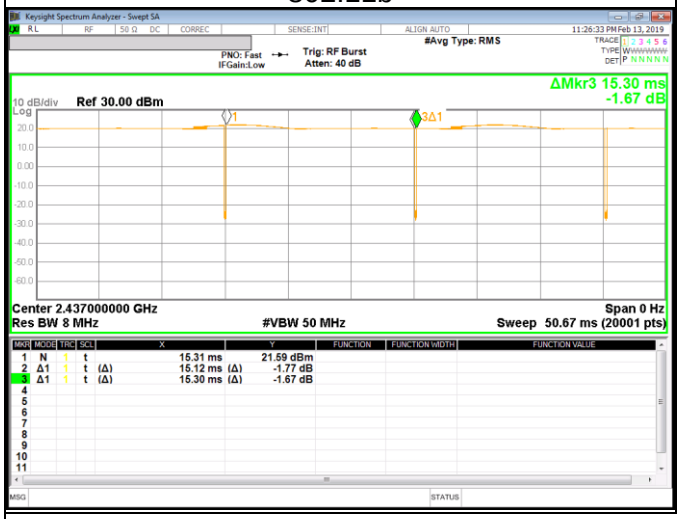

802.11g

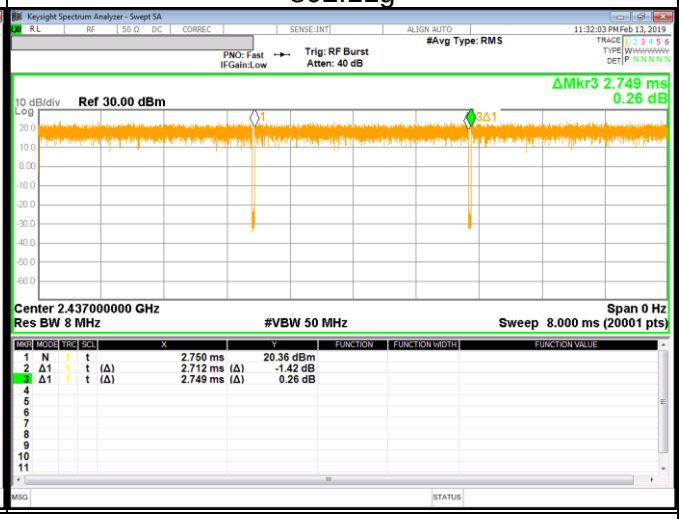

802.11n

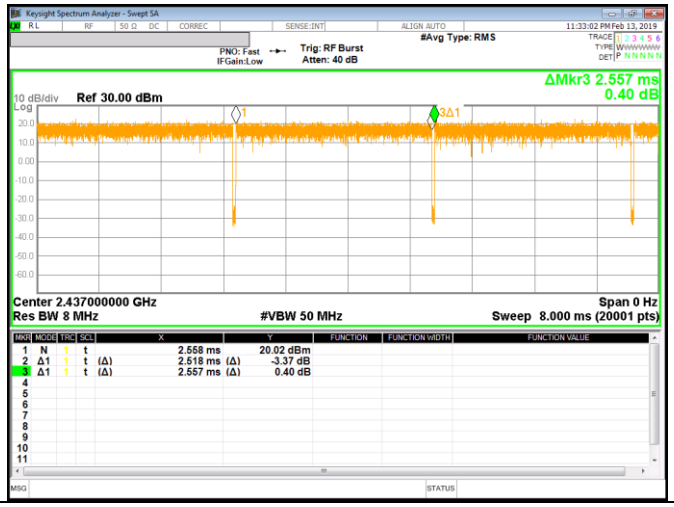

UL Korea, Ltd. Confidential
This report shall not be reproduced except in full, without the written approval of UL Korea, Ltd.

8. MEASUREMENT METHODS

6 dB BW : KDB 558074 D01 v05r01, Section 8.2.

OUTPUT POWER : KDB 558074 D01 v05r01, Section 8.3.2.3.

POWER SPECTRAL DENSITY : KDB 558074 D01 v05r01, Section 8.4.

Out-of-band EMISSIONS (Conducted) : KDB 558074 D01 v05r01, Section 8.5, 8.7.

Out-of-band EMISSIONS IN NON-RESTRICTED BANDS: KDB 558074 D01 v05r01, Section 8.5.

Out-of-band EMISSIONS IN RESTRICTED BANDS : KDB 558074 D01 v05r01, Section 8.6.

AC Power Line Conducted Emission : ANSI C63.10-2013, Section 6.2.

UL Korea, Ltd. Suwon Laboratory FORM ID: FCC_15C
218 Maeyeong-ro, Yeongtong-gu, Suwon-si, Gyeonggi-do, 16675, Korea TEL: (031) 337-9902 FAX: (031) 213-5433
UL Korea, Ltd. Confidential
This report shall not be reproduced except in full, without the written approval of UL Korea, Ltd.

9. SUMMARY TABLE

FCC Part Section	Test Description	Test Limit	Test Condition	Test Result
15.247 (a)(2)	Occupied Band width (6dB)	>500KHz	Conducted	Pass
2.1051, 15.247 (d)	Band Edge / Conducted Spurious Emission	-30dBc		Pass
15.247 (b)(3)	TX conducted output power	<30dBm		Pass
15.247 (e)	PSD	<8dBm		Pass
15.207 (a)	AC Power Line conducted emissions	Section 10	Power Line conducted	Pass
15.205, 15.209	Radiated Spurious Emission	< 54dBuV/m	Radiated	Pass

UL Korea, Ltd. Suwon Laboratory FORM ID: FCC_15C
218 Maeyeong-ro, Yeongtong-gu, Suwon-si, Gyeonggi-do, 16675, Korea TEL: (031) 337-9902 FAX: (031) 213-5433
UL Korea, Ltd. Confidential
This report shall not be reproduced except in full, without the written approval of UL Korea, Ltd.

10. ANTENNA PORT TEST RESULTS

10.1. 6 dB BANDWIDTH

LIMITS

FCC §15.247 (a) (2)

The minimum 6 dB bandwidth shall be at least 500 kHz.

TEST PROCEDURE

Reference to KDB 558074 D01 15.247 Meas Guidance: The transmitter output is connected to a spectrum analyzer with the RBW set to100KHz, the VBW >= 3 x RBW, peak detector and max hold.

UL Korea, Ltd. Suwon Laboratory FORM ID: FCC_15C
218 Maeyeong-ro, Yeongtong-gu, Suwon-si, Gyeonggi-do, 16675, Korea TEL: (031) 337-9902 FAX: (031) 213-5433
UL Korea, Ltd. Confidential
This report shall not be reproduced except in full, without the written approval of UL Korea, Ltd.

RESULTS

10.1.1. 802.11b MODE IN THE 2.4 GHz BAND

ANTENNA	Channel	Frequency [MHz]	6 dB Bandwidth [MHz]	Minimum Limit [MHz]
1	Low	2412	9.021	0.5
	Mid	2437	8.556	0.5
	High	2462	8.553	0.5
	12	2467	9.005	0.5
	13	2472	8.558	0.5
	Worst		**8.553**	0.5
2	Low	2412	8.073	0.5
	Mid	2437	8.539	0.5
	High	2462	8.551	0.5
	12	2467	8.564	0.5
	13	2472	9.051	0.5
	Worst		**8.073**	0.5

10.1.2. 802.11g MODE IN THE 2.4 GHz BAND

ANTENNA	Channel	Frequency [MHz]	6 dB Bandwidth [MHz]	Minimum Limit [MHz]
1	Low	2412	15.04	0.5
	Mid	2437	13.83	0.5
	High	2462	15.04	0.5
	12	2467	15.05	0.5
	13	2472	15.04	0.5
	Worst		**13.83**	0.5
2	Low	2412	13.76	0.5
	Mid	2437	13.82	0.5
	High	2462	14.99	0.5
	12	2467	14.97	0.5
	13	2472	13.82	0.5
	Worst		**13.76**	0.5

UL Korea, Ltd. Suwon Laboratory FORM ID: FCC_15C
218 Maeyeong-ro, Yeongtong-gu, Suwon-si, Gyeonggi-do, 16675, Korea TEL: (031) 337-9902 FAX: (031) 213-5433
UL Korea, Ltd. Confidential
This report shall not be reproduced except in full, without the written approval of UL Korea, Ltd.

10.1.3. 802.11n HT20 MODE IN THE 2.4 GHz BAND

ANTENNA	Channel	Frequency [MHz]	6 dB Bandwidth [MHz]	Minimum Limit [MHz]
1	Low	2412	15.04	0.5
	Mid	2437	15.01	0.5
	High	2462	13.81	0.5
	12	2467	15.06	0.5
	13	2472	15.04	0.5
	Worst		**13.81**	0.5
2	Low	2412	15.01	0.5
	Mid	2437	13.82	0.5
	High	2462	15.03	0.5
	12	2467	15.07	0.5
	13	2472	13.82	0.5
	Worst		**13.82**	0.5

UL Korea, Ltd. Suwon Laboratory FORM ID: FCC_15C
218 Maeyeong-ro, Yeongtong-gu, Suwon-si, Gyeonggi-do, 16675, Korea TEL: (031) 337-9902 FAX: (031) 213-5433
UL Korea, Ltd. Confidential
This report shall not be reproduced except in full, without the written approval of UL Korea, Ltd.

10.1.4. 6 dB BANDWIDTH PLOTS

1TX_ANTENNA 1

802.11b Mode Low

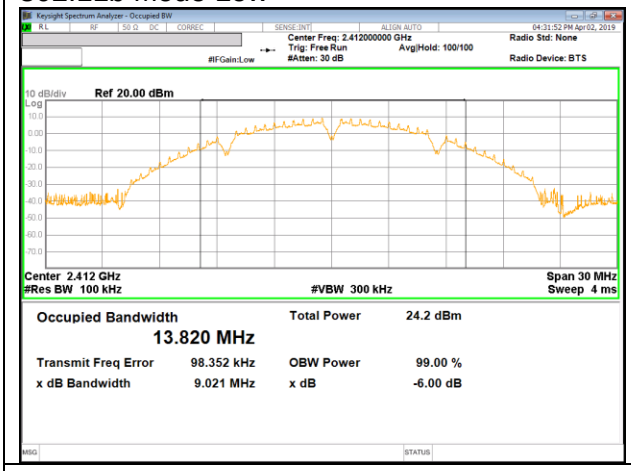

802.11b Mode Mid

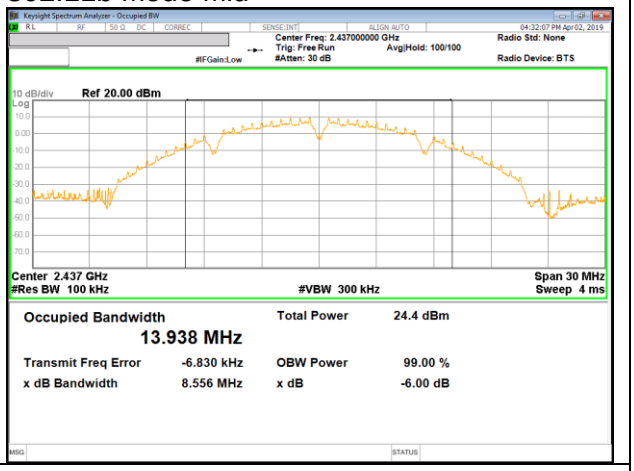

802.11b Mode High

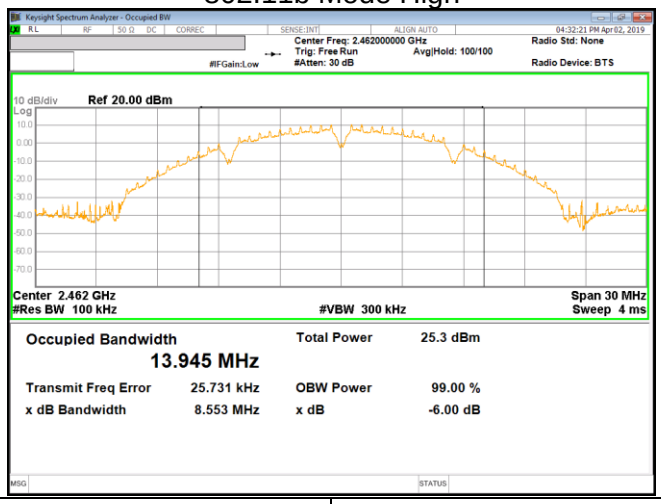

802.11b Mode 12 CH

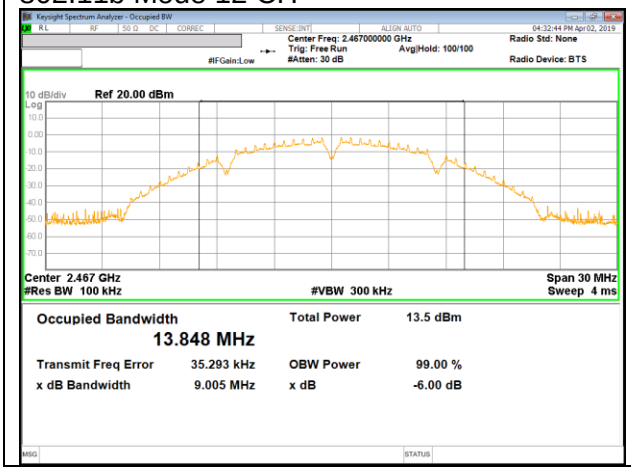

802.11b Mode 13 CH

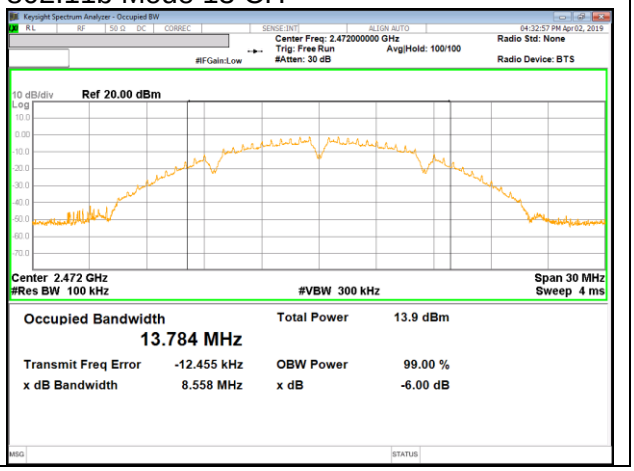

UL Korea, Ltd. Suwon Laboratory FORM ID: FCC_15C
218 Maeyeong-ro, Yeongtong-gu, Suwon-si, Gyeonggi-do, 16675, Korea TEL: (031) 337-9902 FAX: (031) 213-5433
UL Korea, Ltd. Confidential
This report shall not be reproduced except in full, without the written approval of UL Korea, Ltd.

1TX_ANTENNA 2

802.11b Mode Low

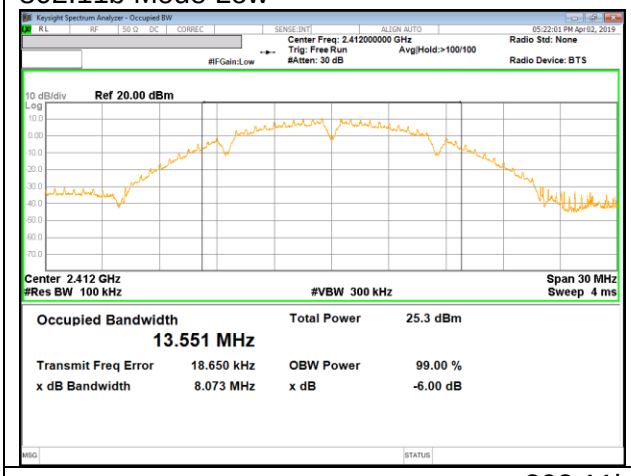

802.11b Mode Mid

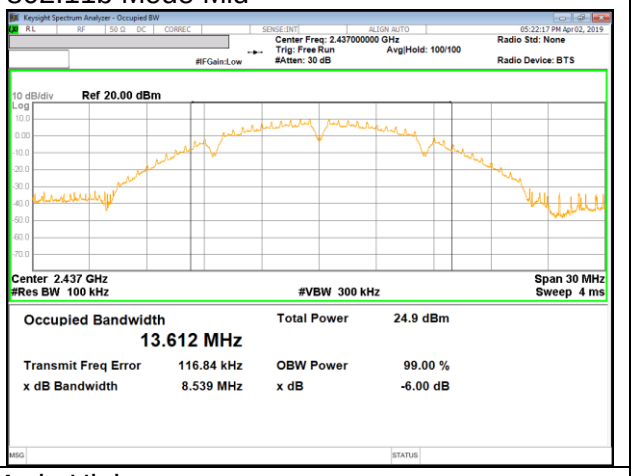

802.11b Mode High

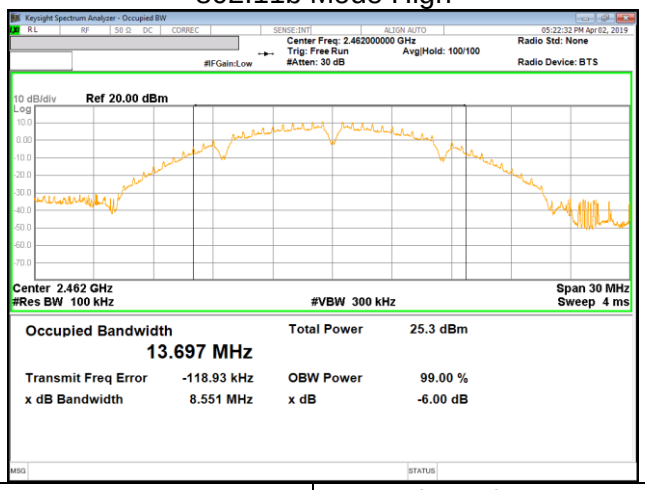

802.11b Mode 12 CH

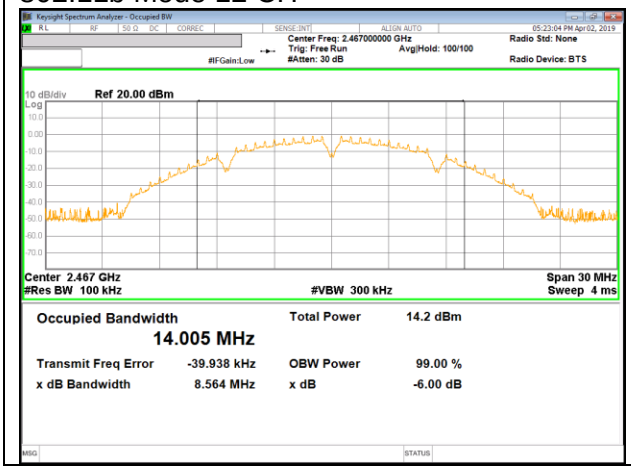

802.11b Mode 13 CH

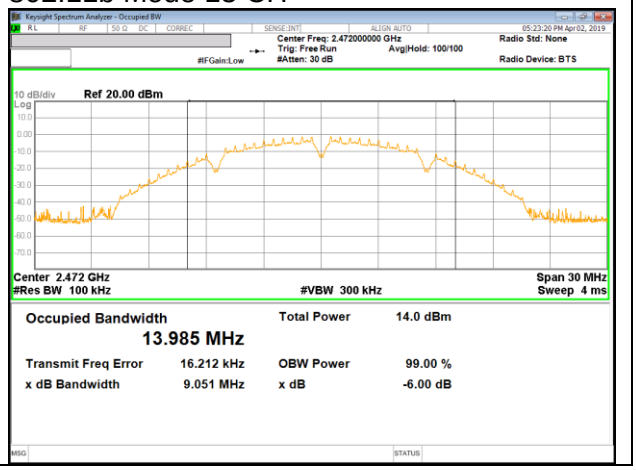

UL Korea, Ltd. Suwon Laboratory FORM ID: FCC_15C
218 Maeyeong-ro, Yeongtong-gu, Suwon-si, Gyeonggi-do, 16675, Korea TEL: (031) 337-9902 FAX: (031) 213-5433
UL Korea, Ltd. Confidential
This report shall not be reproduced except in full, without the written approval of UL Korea, Ltd.

1TX_ANTENNA 1

802.11g Mode Low

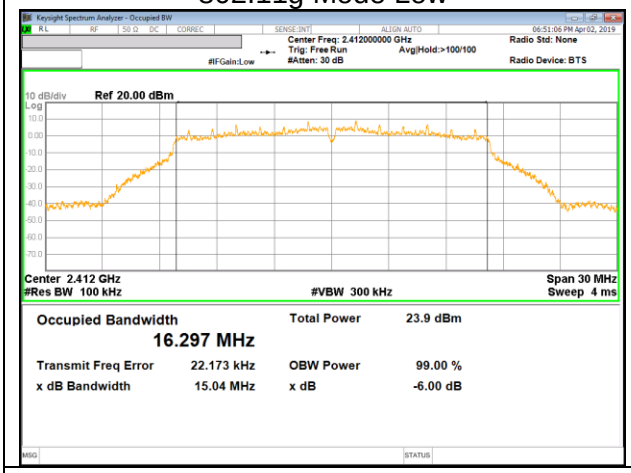

802.11g Mode Mid

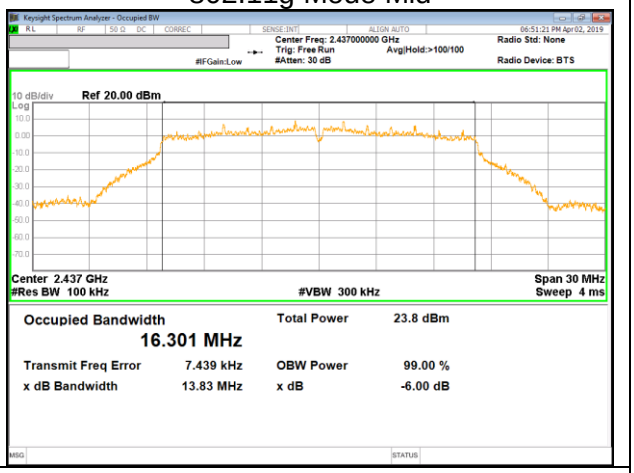

802.11g Mode High

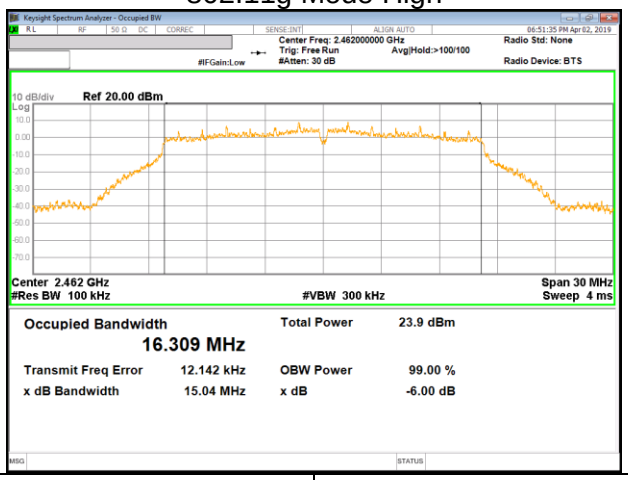

802.11g Mode 12 CH

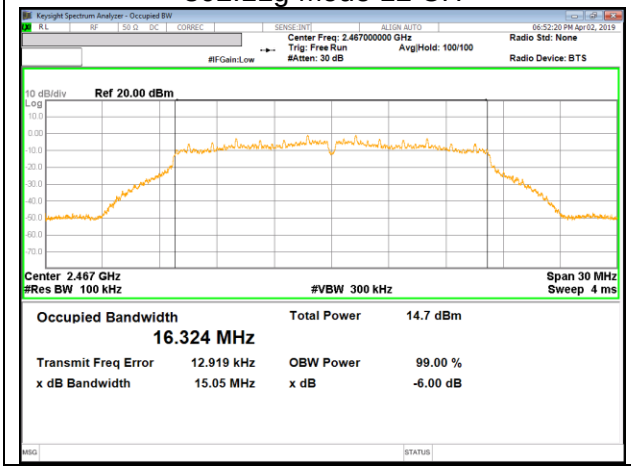

802.11g Mode 13 CH

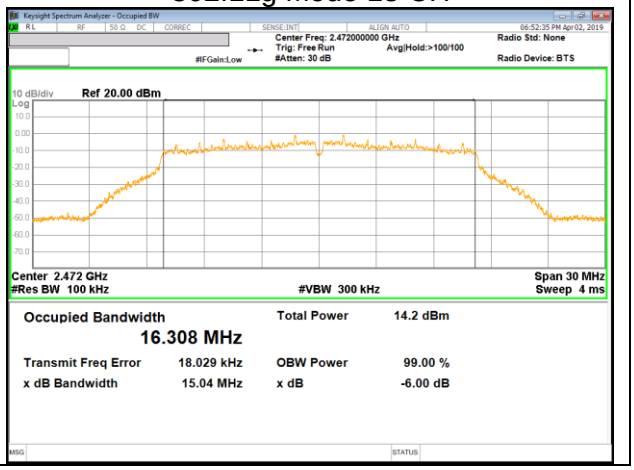

UL Korea, Ltd. Suwon Laboratory FORM ID: FCC_15C
218 Maeyeong-ro, Yeongtong-gu, Suwon-si, Gyeonggi-do, 16675, Korea TEL: (031) 337-9902 FAX: (031) 213-5433
UL Korea, Ltd. Confidential
This report shall not be reproduced except in full, without the written approval of UL Korea, Ltd.

1TX_ANTENNA 2

802.11g Mode Low

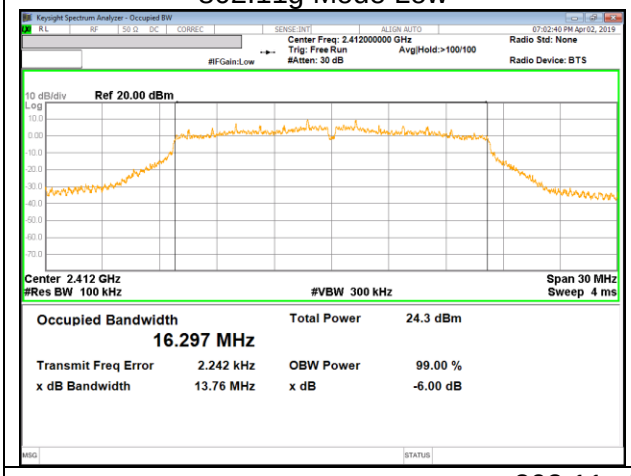

802.11g Mode Mid

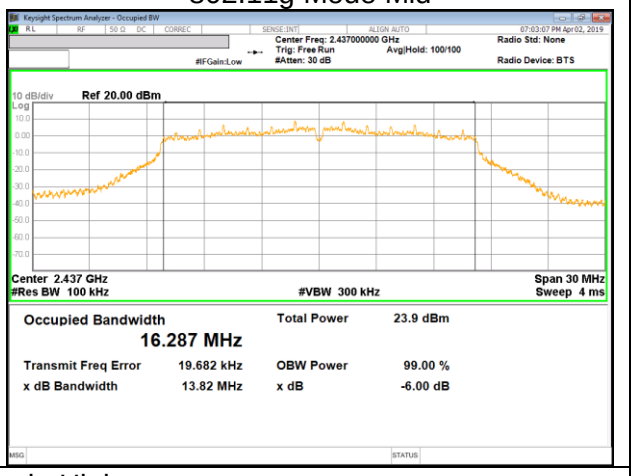

802.11g Mode High

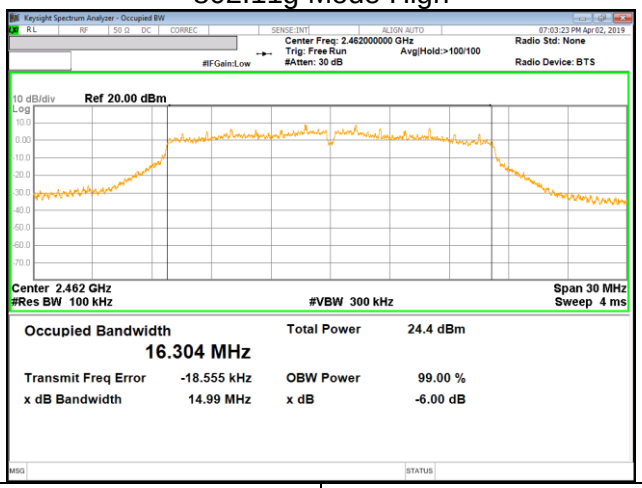

802.11g Mode 12 CH

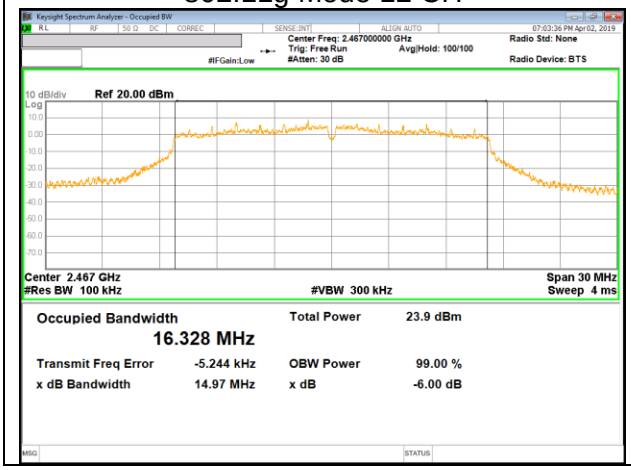

802.11g Mode 13 CH

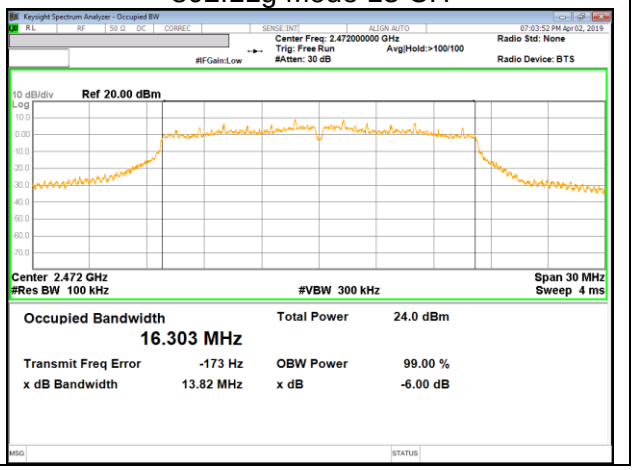

UL Korea, Ltd. Suwon Laboratory FORM ID: FCC_15C
218 Maeyeong-ro, Yeongtong-gu, Suwon-si, Gyeonggi-do, 16675, Korea TEL: (031) 337-9902 FAX: (031) 213-5433
UL Korea, Ltd. Confidential
This report shall not be reproduced except in full, without the written approval of UL Korea, Ltd.

1TX_ANTENNA 1

802.11n Mode Low

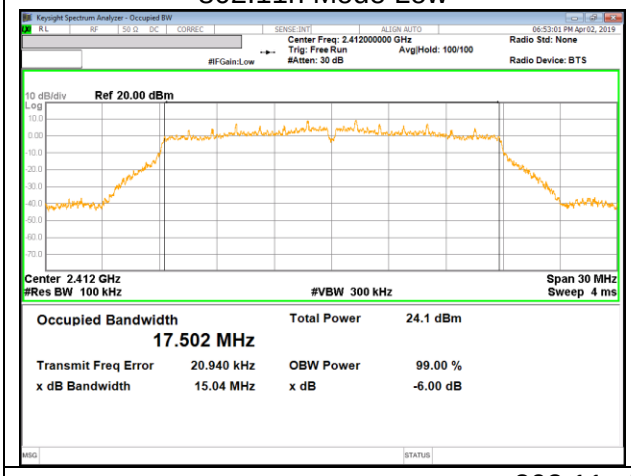

802.11n Mode Mid

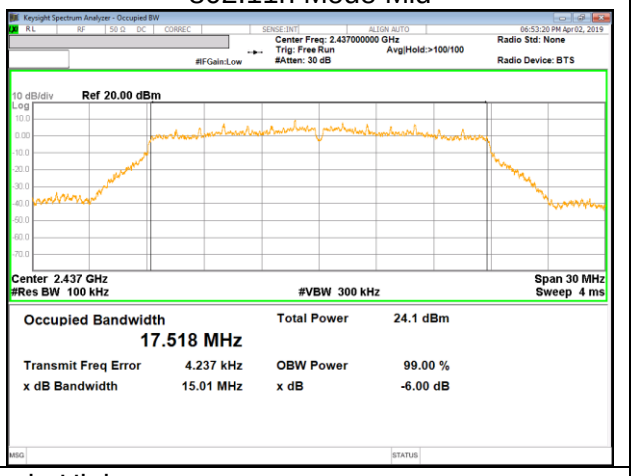

802.11n Mode High

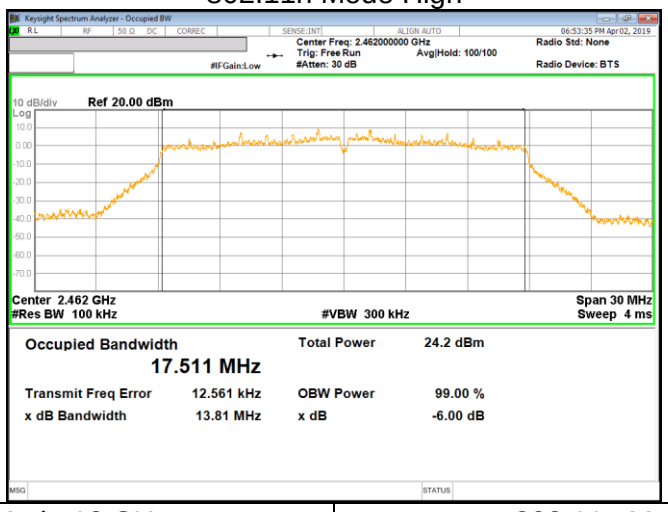

802.11n Mode 12 CH

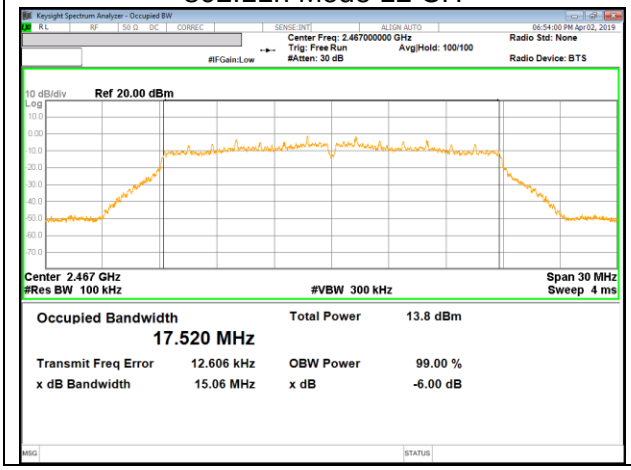

802.11n Mode 13 CH

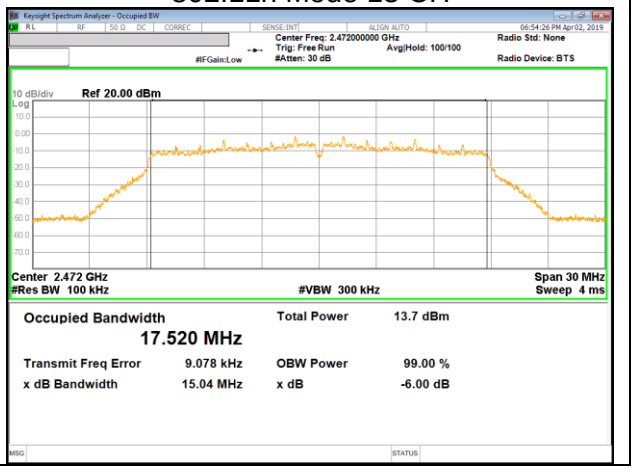

UL Korea, Ltd. Confidential
This report shall not be reproduced except in full, without the written approval of UL Korea, Ltd.

1TX_ANTENNA 2

802.11n Mode Low

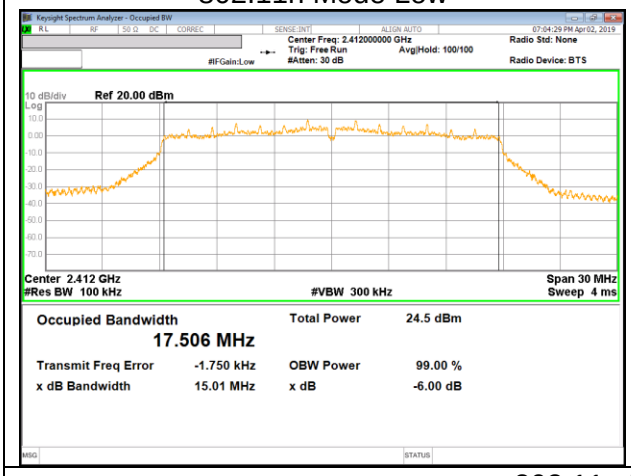

802.11n Mode Mid

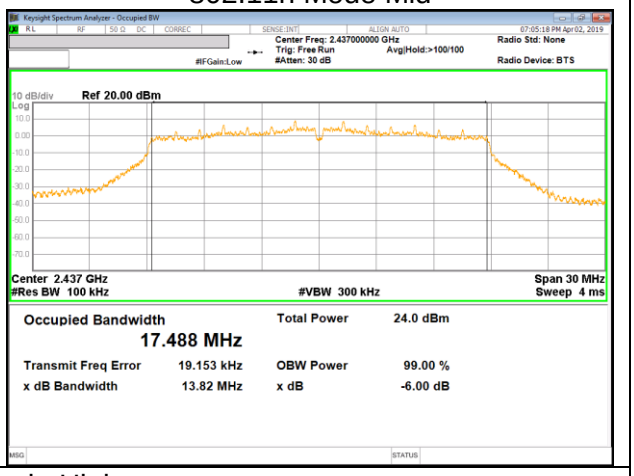

802.11n Mode High

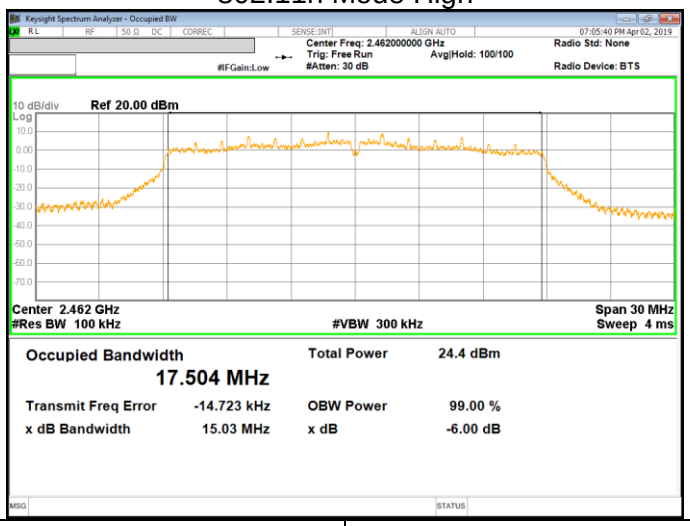

802.11n Mode 12 CH

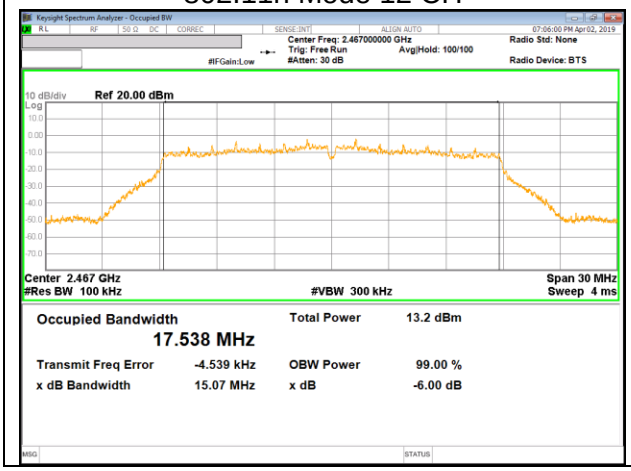

802.11n Mode 13 CH

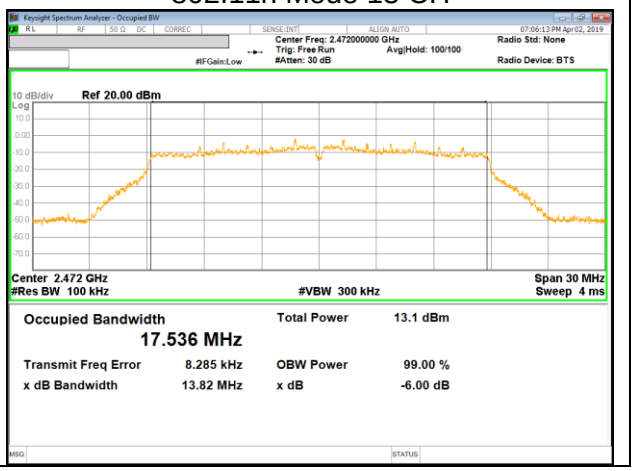

UL Korea, Ltd. Suwon Laboratory FORM ID: FCC_15C
218 Maeyeong-ro, Yeongtong-gu, Suwon-si, Gyeonggi-do, 16675, Korea TEL: (031) 337-9902 FAX: (031) 213-5433
UL Korea, Ltd. Confidential
This report shall not be reproduced except in full, without the written approval of UL Korea, Ltd.

10.2. OUTPUT POWER

LIMITS

FCC §15.247

For systems using digital modulation in the 902–928 MHz, 2400–2483.5 MHz, and 5725–5850 MHz bands: 1 Watt, based on the use of antennas with directional gains that do not exceed 6 dBi. If transmitting antennas of directional gain greater than 6 dBi are used, the conducted output power from the intentional radiator shall be reduced by the amount in dB that the directional gain of the antenna exceeds 6 dBi.

TEST PROCEDURE

The transmitter output is connected to a power meter.

The cable assembly insertion loss was entered as an offset in the power meter to allow for direct reading of power.

Output power measurement was performed utilizing the 8.3.2.3 under KDB558074 D01 15.247 Meas Guidance.

Duty cycle correction factor is not added to the average output power results for duty cycle factor > 98%. (All mode)

DIRECTIONAL ANTENNA GAIN

The TX chains are correlated and the antenna gain is unequal among the chains.
The directional gain is:

2.4GHz

Antenna 1 Gain [dBi]	Antenna 2 Gain [dBi]	Correlated Chains Directional Gain [dBi]
-2.21	-3.82	0.03

- IEEE 802.11b Mode is not supported MIMO operation. So can’t transmit on two antennas as the same time.

UL Korea, Ltd. Suwon Laboratory FORM ID: FCC_15C
218 Maeyeong-ro, Yeongtong-gu, Suwon-si, Gyeonggi-do, 16675, Korea TEL: (031) 337-9902 FAX: (031) 213-5433
UL Korea, Ltd. Confidential
This report shall not be reproduced except in full, without the written approval of UL Korea, Ltd.

RESULTS

10.2.1. 802.11b MODE IN THE 2.4 GHz BAND

Limits

Channel	Frequency [MHz]	Directional Gain ANTENNA1 [dBi]	Directional Gain ANTENNA2 [dBi]	FCC Power Limit [dBm]	Max Power [dBm]
1	2412	-2.21	-3.82	30.00	30.00
6	2437	-2.21	-3.82	30.00	30.00
11	2462	-2.21	-3.82	30.00	30.00
12	2467	-2.21	-3.82	30.00	30.00
13	2472	-2.21	-3.82	30.00	30.00

Duty Cycle CF [dB]	0.00	Included in Calculations of Corr'd Power

Results

Channel	Frequency [MHz]	ANTENNA1 Meas Power [dBm]	ANTENNA2 Meas Power [dBm]	Maximum Power [dBm]	Power Limit [dBm]	Margin [dB]
1	2412	18.53	18.30	18.53	30.00	-11.47
6	2437	18.11	17.95	18.11	30.00	-11.89
11	2462	18.32	18.16	18.32	30.00	-11.68
12	2467	6.95	7.15	7.15	30.00	-22.85
13	2472	7.15	7.06	7.15	30.00	-22.85
Worst		-	-	18.53	30.00	-11.47

UL Korea, Ltd. Suwon Laboratory FORM ID: FCC_15C
218 Maeyeong-ro, Yeongtong-gu, Suwon-si, Gyeonggi-do, 16675, Korea TEL: (031) 337-9902 FAX: (031) 213-5433
UL Korea, Ltd. Confidential
This report shall not be reproduced except in full, without the written approval of UL Korea, Ltd.

10.2.2. 802.11g MODE IN THE 2.4 GHz BAND

Limits

Channel	Frequency [MHz]	Directional Gain [dBi]	FCC Power Limit [dBm]	Max Power EIRP Limit [dBm]
1	2412	0.03	30.00	30.00
6	2437	0.03	30.00	30.00
11	2462	0.03	30.00	30.00
12	2467	0.03	30.00	30.00
13	2472	0.03	30.00	30.00

Duty Cycle CF [dB]	0.00	**Included in Calculations of Corr'd Power**

Results

Channel	Frequency [MHz]	ANTENNA1 Meas Power [dBm]	ANTENNA2 Meas Power [dBm]	Total Corr'd Power [dBm]	Power Limit [dBm]	Margin [dB]
1	2412	17.09	17.39	20.25	30.00	-9.75
6	2437	16.96	16.71	19.85	30.00	-10.15
11	2462	17.25	17.48	20.38	30.00	-9.62
12	2467	7.53	7.62	10.59	30.00	-19.41
13	2472	7.56	7.54	10.56	30.00	-19.44
Worst		-	-	20.38	30.00	-9.62

UL Korea, Ltd. Suwon Laboratory FORM ID: FCC_15C
218 Maeyeong-ro, Yeongtong-gu, Suwon-si, Gyeonggi-do, 16675, Korea TEL: (031) 337-9902 FAX: (031) 213-5433
UL Korea, Ltd. Confidential
This report shall not be reproduced except in full, without the written approval of UL Korea, Ltd.

10.2.3. 802.11n HT20 MODE IN THE 2.4 GHz BAND

Limits

Channel	Frequency [MHz]	Directional Gain [dBi]	FCC Power Limit [dBm]	Max Power EIRP Limit [dBm]
1	2412	0.03	30.00	30.00
6	2437	0.03	30.00	30.00
11	2462	0.03	30.00	30.00
12	2467	0.03	30.00	30.00
13	2472	0.03	30.00	30.00

Duty Cycle CF [dB]	0.00	**Included in Calculations of Corr'd Power**

Results

Channel	Frequency [MHz]	ANTENNA1 Meas Power [dBm]	ANTENNA2 Meas Power [dBm]	Total Corr'd Power [dBm]	Power Limit [dBm]	Margin [dB]
1	2412	17.35	17.25	20.31	30.00	-9.69
6	2437	17.04	16.56	19.82	30.00	-10.18
11	2462	17.52	17.34	20.44	30.00	-9.56
12	2467	6.82	6.46	9.65	30.00	-20.35
13	2472	6.80	6.44	9.63	30.00	-20.37
Worst				20.44	30.00	-9.56

UL Korea, Ltd. Suwon Laboratory FORM ID: FCC_15C
218 Maeyeong-ro, Yeongtong-gu, Suwon-si, Gyeonggi-do, 16675, Korea TEL: (031) 337-9902 FAX: (031) 213-5433
UL Korea, Ltd. Confidential
This report shall not be reproduced except in full, without the written approval of UL Korea, Ltd.

10.3. PSD

LIMITS

FCC §15.247

The power spectral density conducted from the transmitter to the antenna shall not be greater than 8 dBm in any 3 kHz band during any time interval of continuous transmission.

TEST PROCEDURE

Power Spectral Density was performed utilizing the section8.4 under KDB558074 D01 15.247 Meas Guidance.

UL Korea, Ltd. Suwon Laboratory FORM ID: FCC_15C
218 Maeyeong-ro, Yeongtong-gu, Suwon-si, Gyeonggi-do, 16675, Korea TEL: (031) 337-9902 FAX: (031) 213-5433
UL Korea, Ltd. Confidential
This report shall not be reproduced except in full, without the written approval of UL Korea, Ltd.

RESULTS

10.3.1. 802.11b MODE IN THE 2.4 GHz BAND

Channel	Frequency [MHz]	Antenna 1 [dBm]	Antenna 2 [dBm]	Max PSD [dBm]	Limit [dBm]	Margin [dB]
1	2412	-12.56	-12.47	-12.47	8.00	-20.47
6	2437	-12.62	-12.76	-12.62	8.00	-20.62
11	2462	-12.68	-11.98	-11.98	8.00	-19.98
12	2467	-23.62	-23.38	-23.38	8.00	-31.38
13	2472	-23.48	-23.70	-23.48	8.00	-31.48

Duty Cycle CF [dB]	0.00	**Included in Calculations of PPSD**

10.3.2. 802.11g MODE IN THE 2.4 GHz BAND

Channel	Frequency [MHz]	Antenna 1 [dBm]	Antenna 2 [dBm]	Total PSD [dBm]	Limit [dBm]	Margin [dB]
1	2412	-14.70	-14.20	-11.43	8.00	-19.43
6	2437	-14.67	-14.99	-11.81	8.00	-19.81
11	2462	-14.71	-14.31	-11.50	8.00	-19.50
12	2467	-24.14	-25.24	-21.65	8.00	-29.65
13	2472	-24.16	-25.68	-21.84	8.00	-29.84

Duty Cycle CF [dB]	0.00	**Included in Calculations of PPSD**

10.3.3. 802.11n HT20 MODE IN THE 2.4 GHz BAND

Channel	Frequency [MHz]	Antenna 1 [dBm]	Antenna 2 [dBm]	Total PSD [dBm]	Limit [dBm]	Margin [dB]
1	2412	-14.69	-14.42	-11.54	8.00	-19.54
6	2437	-14.98	-15.06	-12.01	8.00	-20.01
11	2462	-14.72	-14.73	-11.72	8.00	-19.72
12	2467	-25.46	-25.88	-22.65	8.00	-30.65
13	2472	-25.26	-25.74	-22.48	8.00	-30.48

Duty Cycle CF [dB]	0.00	**Included in Calculations of PPSD**

UL Korea, Ltd. Suwon Laboratory FORM ID: FCC_15C
218 Maeyeong-ro, Yeongtong-gu, Suwon-si, Gyeonggi-do, 16675, Korea TEL: (031) 337-9902 FAX: (031) 213-5433
UL Korea, Ltd. Confidential
This report shall not be reproduced except in full, without the written approval of UL Korea, Ltd.

10.3.4. PSD PLOTS

ANTENNA1

802.11b Mode Low

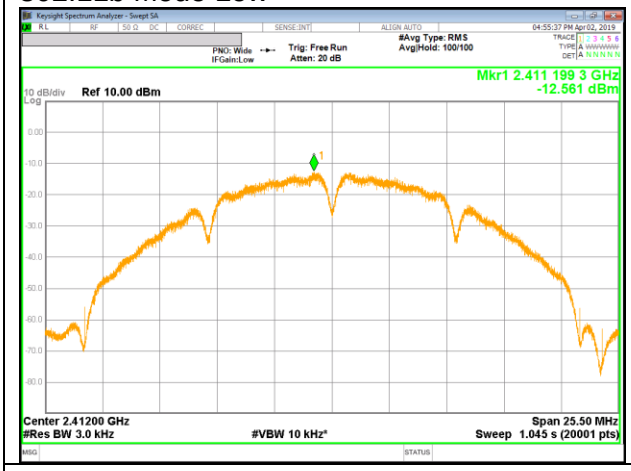

802.11b Mode Mid

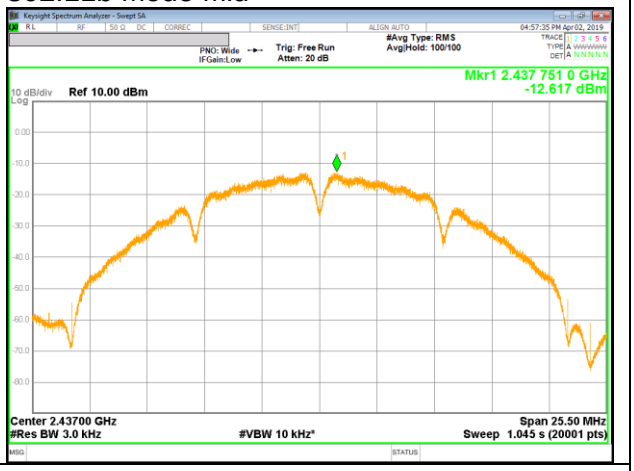

802.11b Mode High

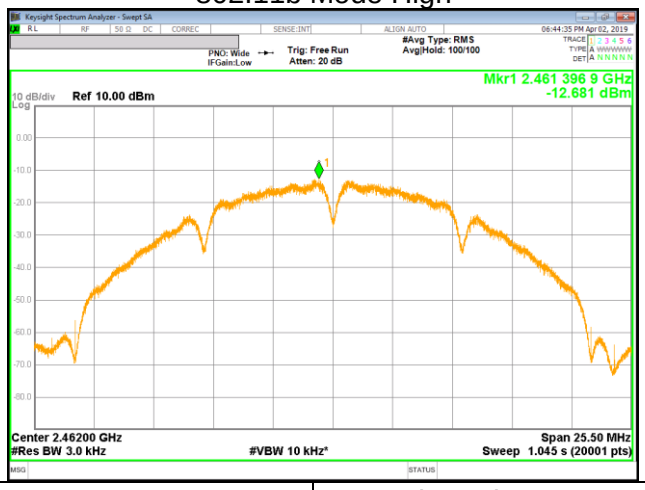

802.11b Mode 12 CH

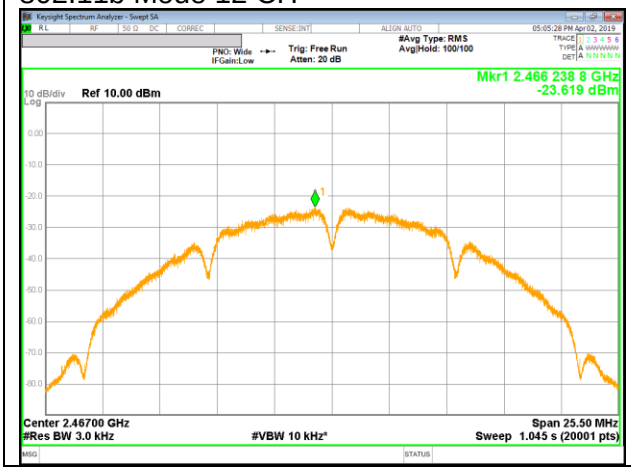

802.11b Mode 13 CH

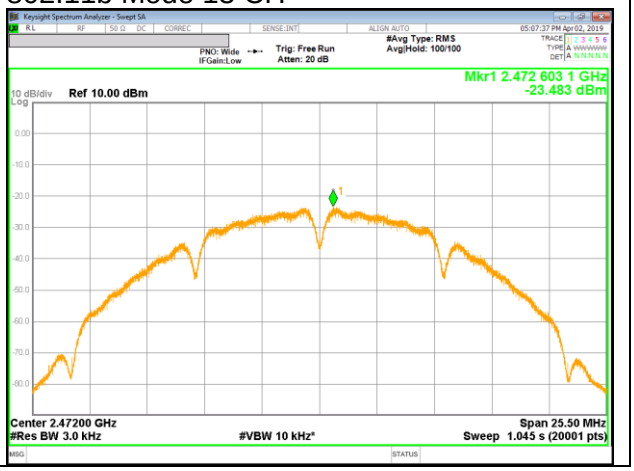

UL Korea, Ltd. Suwon Laboratory FORM ID: FCC_15C
218 Maeyeong-ro, Yeongtong-gu, Suwon-si, Gyeonggi-do, 16675, Korea TEL: (031) 337-9902 FAX: (031) 213-5433
UL Korea, Ltd. Confidential
This report shall not be reproduced except in full, without the written approval of UL Korea, Ltd.

ANTENNA 2

802.11b Mode Low

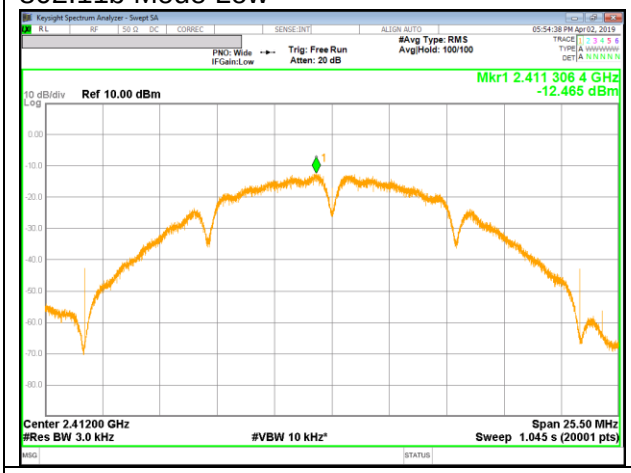

802.11b Mode Mid

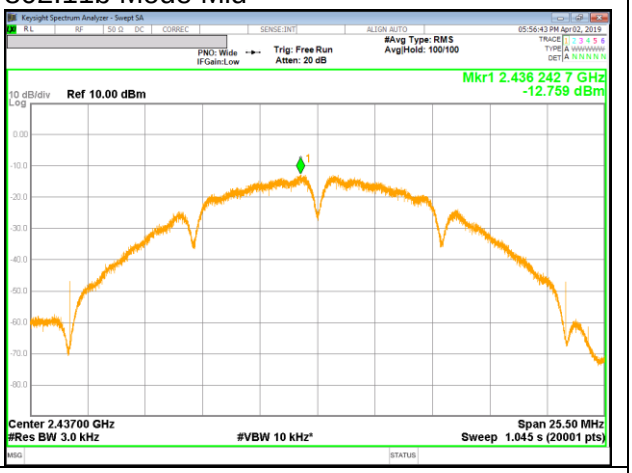

802.11b Mode High

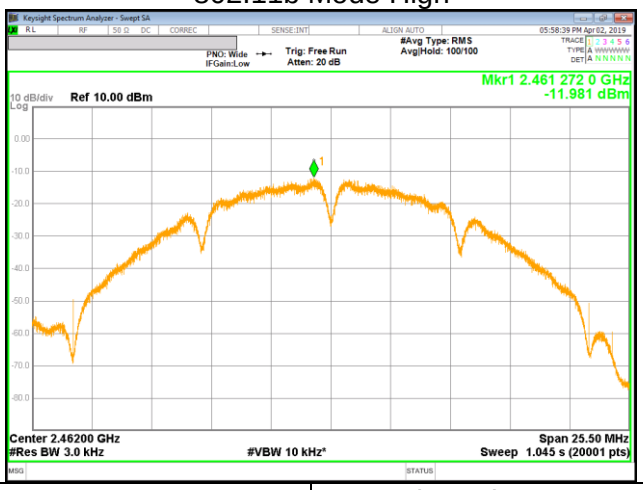

802.11b Mode 12 CH

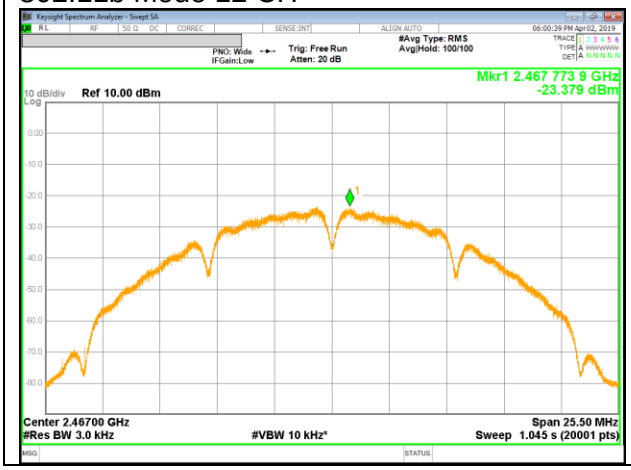

802.11b Mode 13 CH

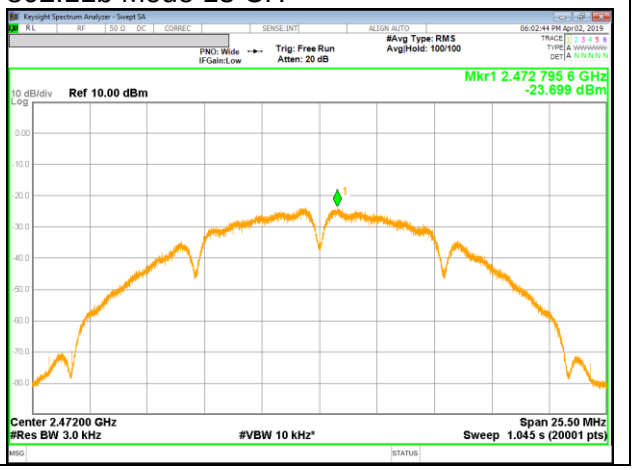

UL Korea, Ltd. Suwon Laboratory FORM ID: FCC_15C
218 Maeyeong-ro, Yeongtong-gu, Suwon-si, Gyeonggi-do, 16675, Korea TEL: (031) 337-9902 FAX: (031) 213-5433
UL Korea, Ltd. Confidential
This report shall not be reproduced except in full, without the written approval of UL Korea, Ltd.

ANTENNA 1

802.11g Mode Low

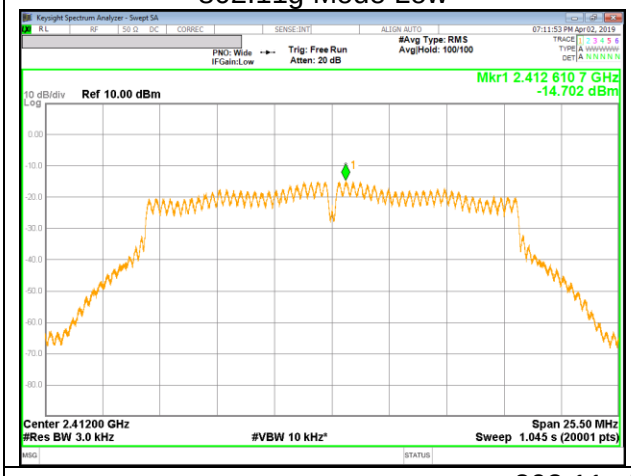

802.11g Mode Mid

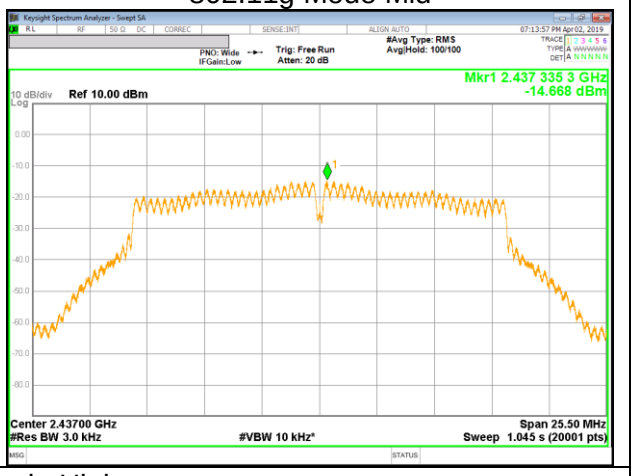

802.11g Mode High

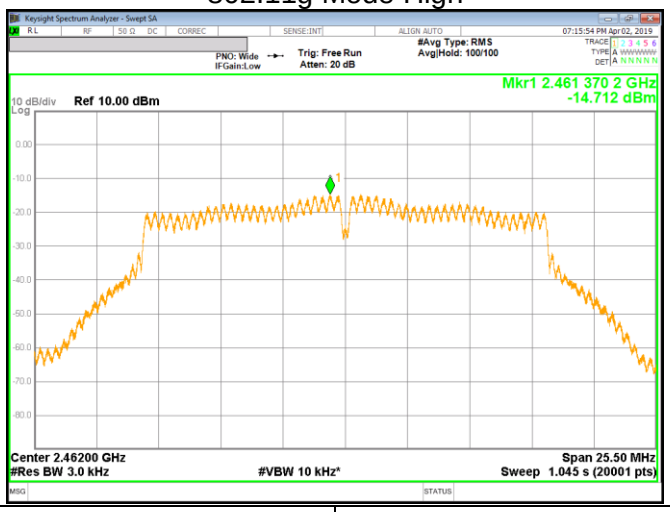

802.11g Mode 12 CH

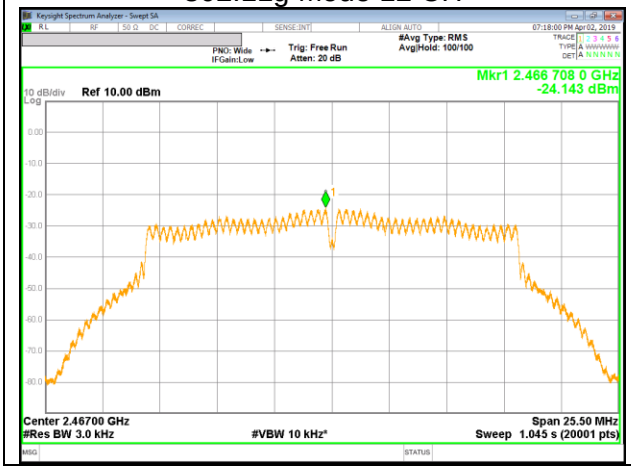

802.11g Mode 13 CH

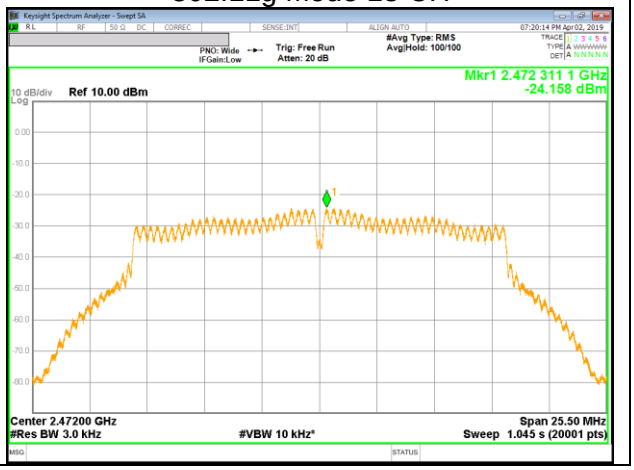

UL Korea, Ltd. Suwon Laboratory FORM ID: FCC_15C
218 Maeyeong-ro, Yeongtong-gu, Suwon-si, Gyeonggi-do, 16675, Korea TEL: (031) 337-9902 FAX: (031) 213-5433
UL Korea, Ltd. Confidential
This report shall not be reproduced except in full, without the written approval of UL Korea, Ltd.

ANTENNA 2

802.11g Mode Low

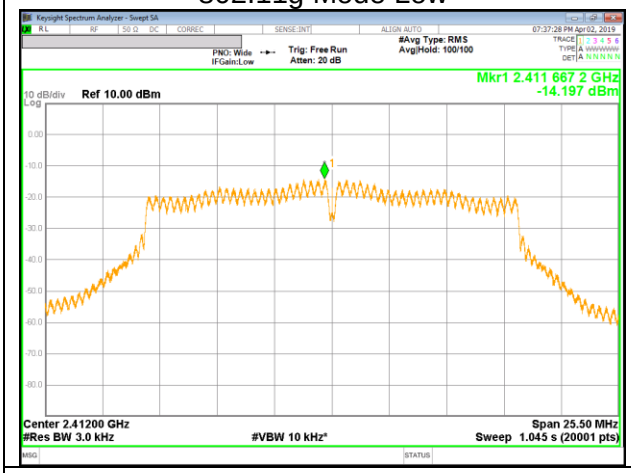

802.11g Mode Mid

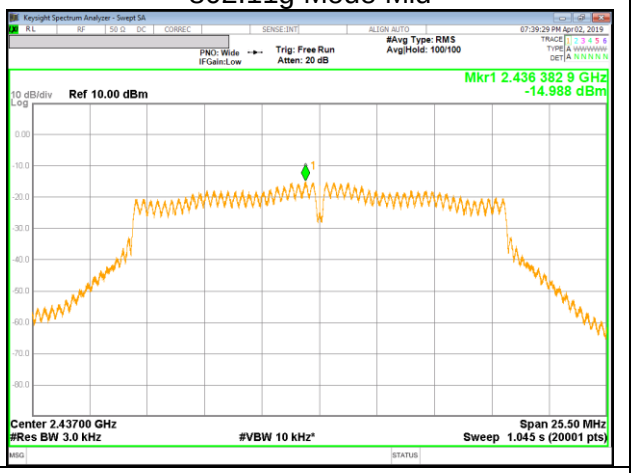

802.11g Mode High

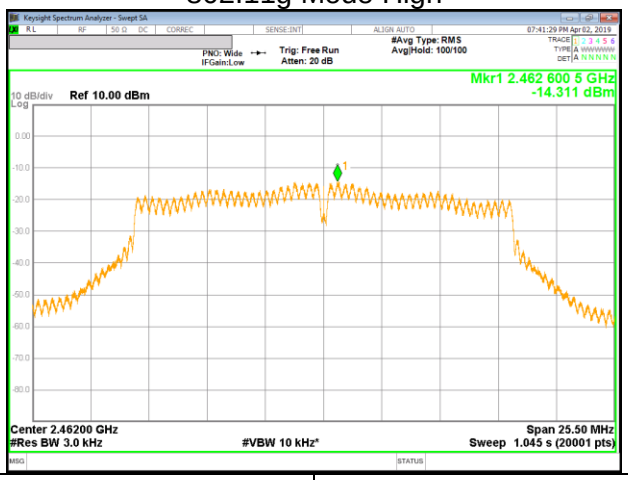

802.11g Mode 12 CH

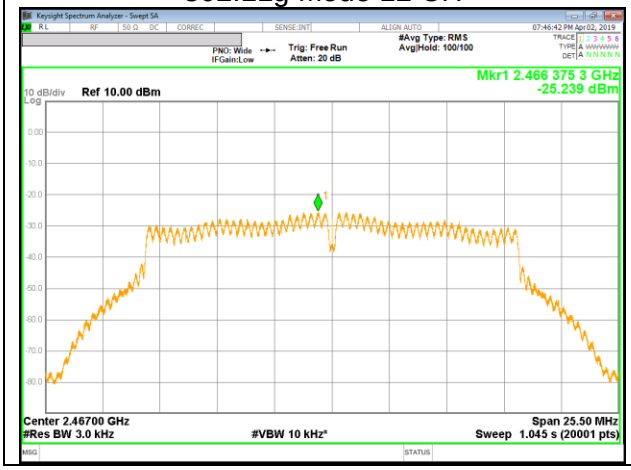

802.11g Mode 13 CH

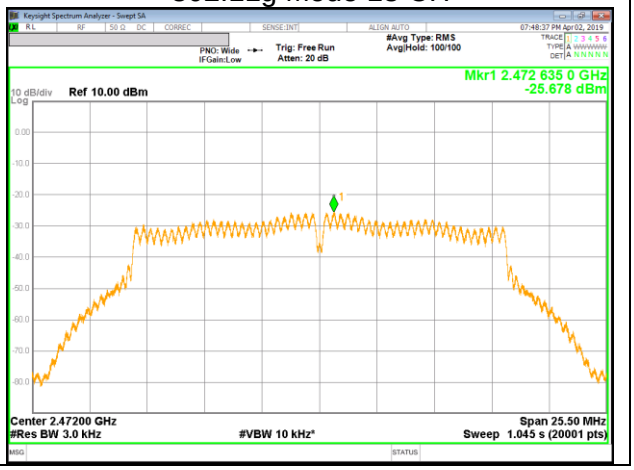

UL Korea, Ltd. Suwon Laboratory FORM ID: FCC_15C
218 Maeyeong-ro, Yeongtong-gu, Suwon-si, Gyeonggi-do, 16675, Korea TEL: (031) 337-9902 FAX: (031) 213-5433
UL Korea, Ltd. Confidential
This report shall not be reproduced except in full, without the written approval of UL Korea, Ltd.

ANTENNA 1

802.11n Mode Low

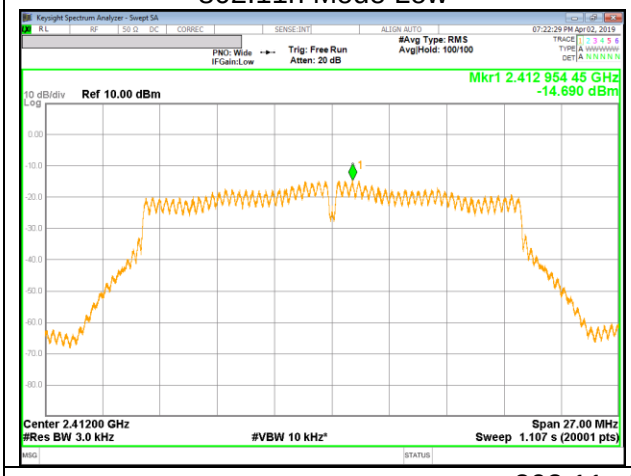

802.11n Mode Mid

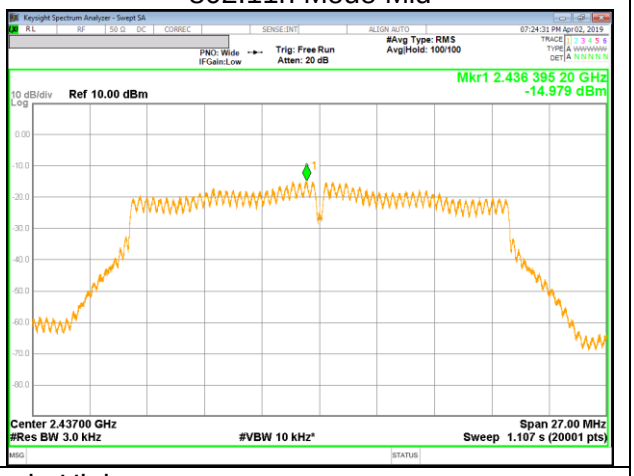

802.11n Mode High

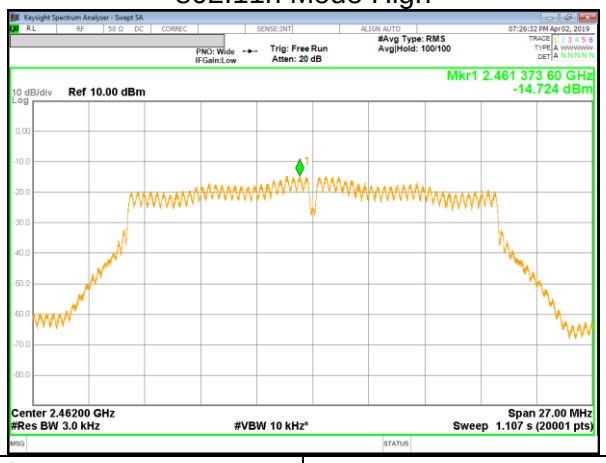

802.11n Mode 12 CH

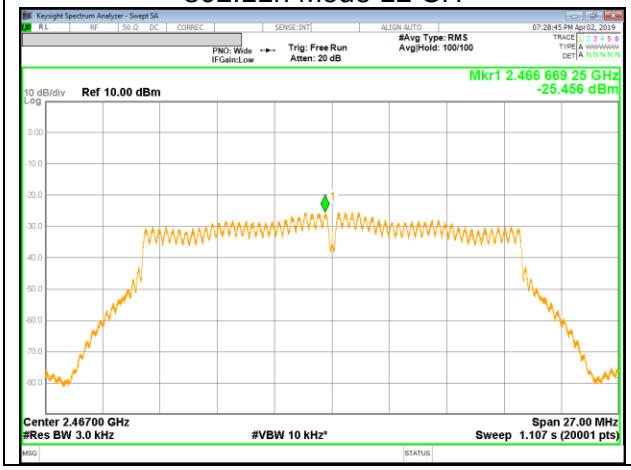

802.11n Mode 13 CH

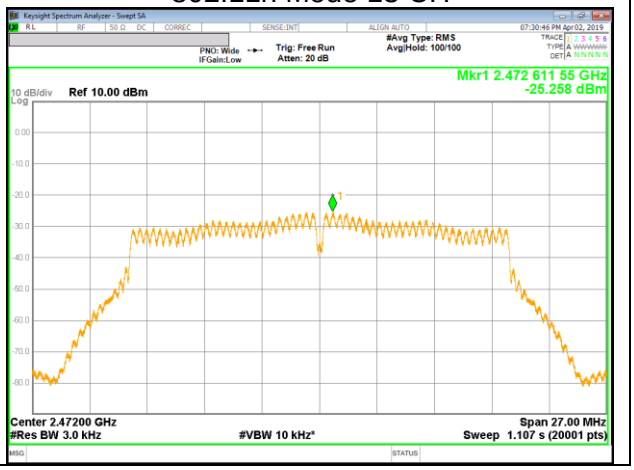

UL Korea, Ltd. Suwon Laboratory FORM ID: FCC_15C
218 Maeyeong-ro, Yeongtong-gu, Suwon-si, Gyeonggi-do, 16675, Korea TEL: (031) 337-9902 FAX: (031) 213-5433
UL Korea, Ltd. Confidential
This report shall not be reproduced except in full, without the written approval of UL Korea, Ltd.

ANTENNA 2

802.11n Mode Low

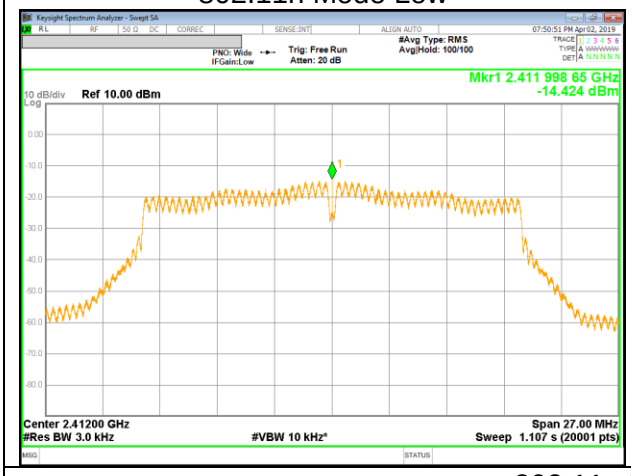

802.11n Mode Mid

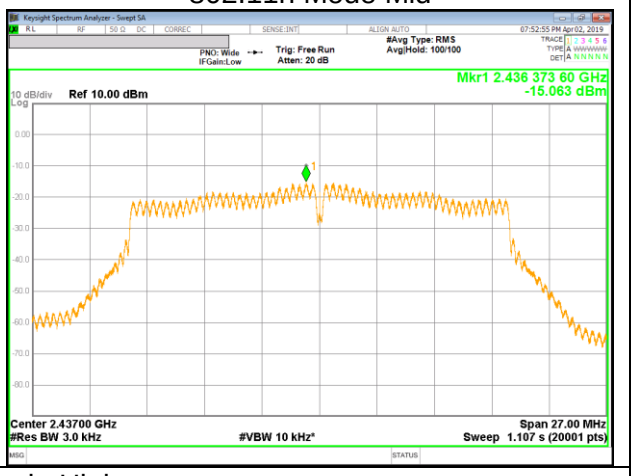

802.11n Mode High

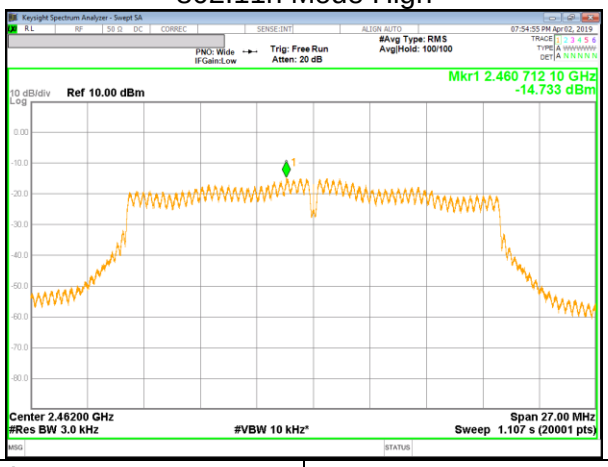

802.11n Mode 12 CH

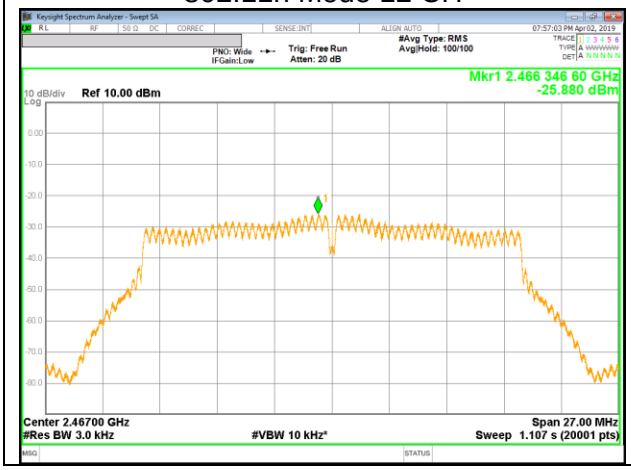

802.11n Mode 13 CH

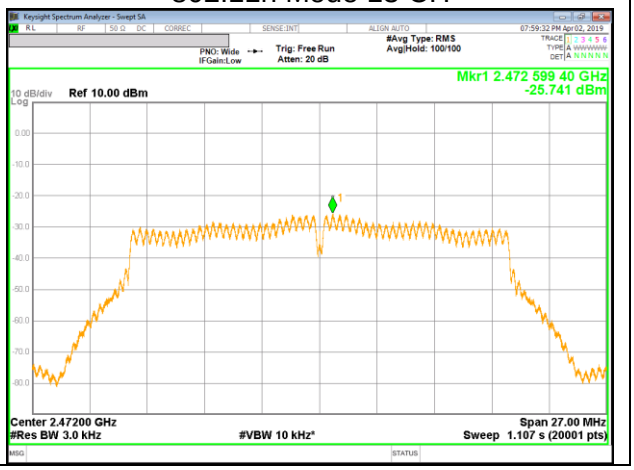

UL Korea, Ltd. Suwon Laboratory FORM ID: FCC_15C
218 Maeyeong-ro, Yeongtong-gu, Suwon-si, Gyeonggi-do, 16675, Korea TEL: (031) 337-9902 FAX: (031) 213-5433
UL Korea, Ltd. Confidential
This report shall not be reproduced except in full, without the written approval of UL Korea, Ltd.

10.4. OUT-OF-BAND EMISSIONS

LIMITS

FCC §15.247 (d)

In any 100 kHz bandwidth outside the frequency band in which the spread spectrum or digitally modulated intentional radiator is operating, the radio frequency power that is produced by the intentional radiator shall be at least 20 dB below that in the 100 kHz bandwidth within the band that contains the highest level of the desired power, based on either an RF conducted or a radiated measurement, provided the transmitter demonstrates compliance with the peak conducted power limits. If the transmitter complies with the conducted power limits based on the use of RMS averaging over a time interval, as permitted under paragraph (b)(3) of this section, the attenuation required under this paragraph shall be 30 dB instead of 20 dB. Attenuation below the general limits specified in §15.209(a) is not required.

TEST PROCEDURE

The transmitter output is connected to a spectrum analyzer with RBW = 100 kHz, VBW = 300 kHz, peak detector, and max hold. Measurements utilizing these settings are made of the in-band reference level, bandedge, out-of-band emissions (where measurements to the general radiated limits will not be made)

UL Korea, Ltd. Suwon Laboratory FORM ID: FCC_15C
218 Maeyeong-ro, Yeongtong-gu, Suwon-si, Gyeonggi-do, 16675, Korea TEL: (031) 337-9902 FAX: (031) 213-5433
UL Korea, Ltd. Confidential
This report shall not be reproduced except in full, without the written approval of UL Korea, Ltd.

RESULTS

10.4.1. 802.11b MODE IN THE 2.4 GHz BAND

ANTENNA1

Low Channel BandEdge

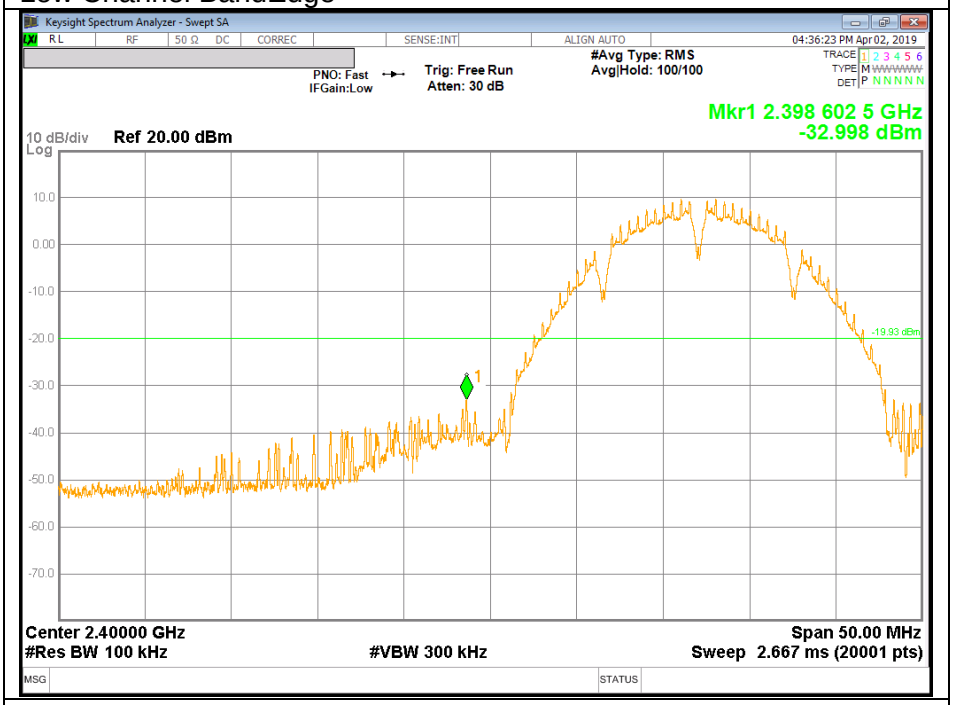

Low Channel Spurious

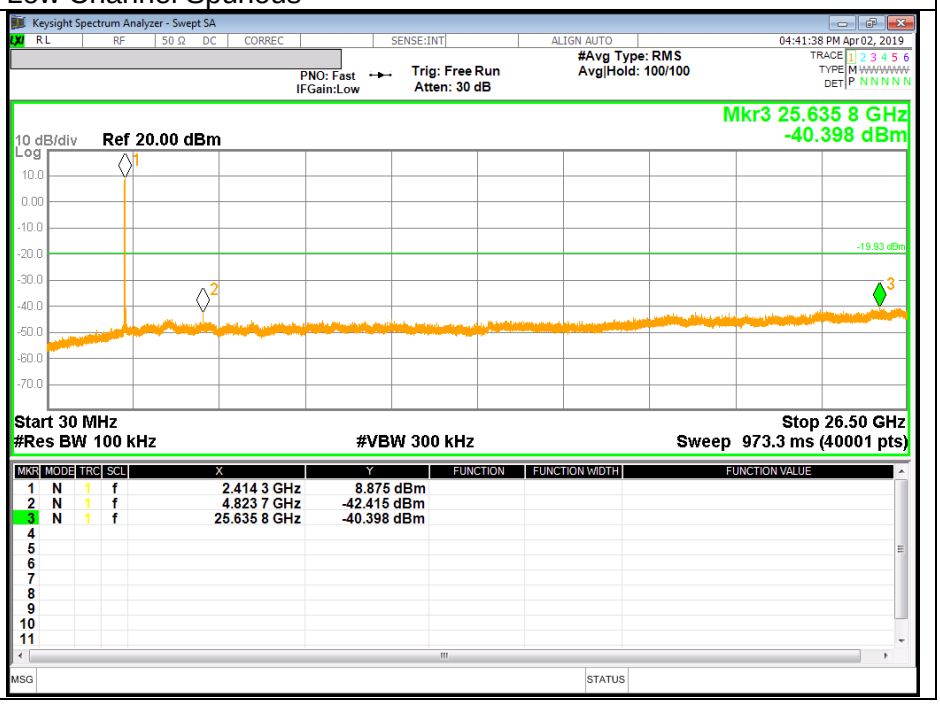

UL Korea, Ltd. Suwon Laboratory FORM ID: FCC_15C
218 Maeyeong-ro, Yeongtong-gu, Suwon-si, Gyeonggi-do, 16675, Korea TEL: (031) 337-9902 FAX: (031) 213-5433
UL Korea, Ltd. Confidential
This report shall not be reproduced except in full, without the written approval of UL Korea, Ltd.

ANTENNA1

Mid Channel BandEdge

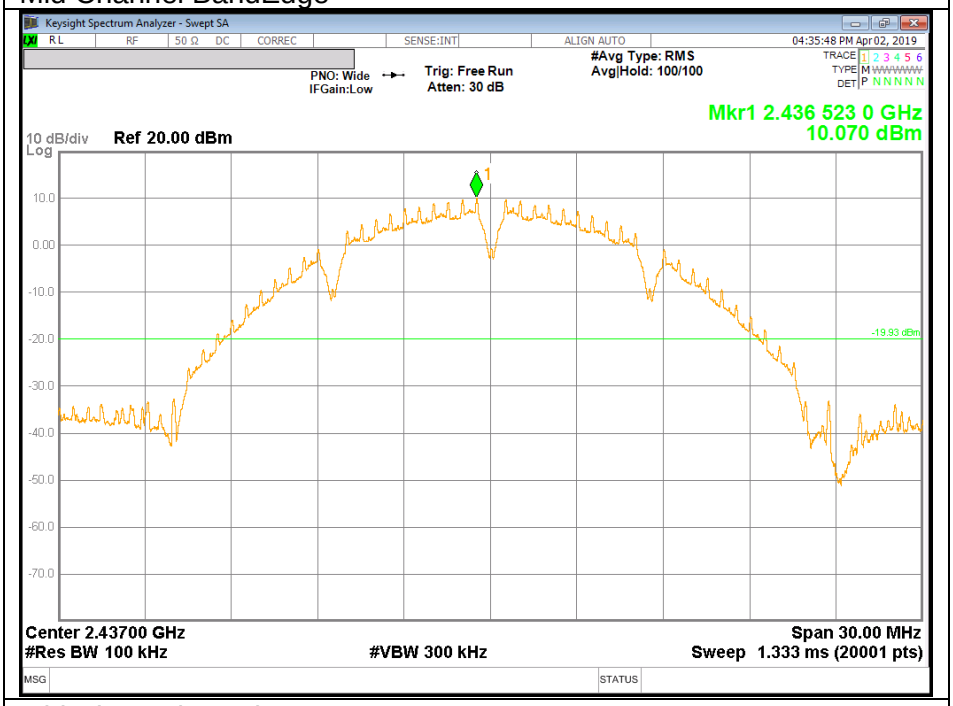

Mid Channel Spurious

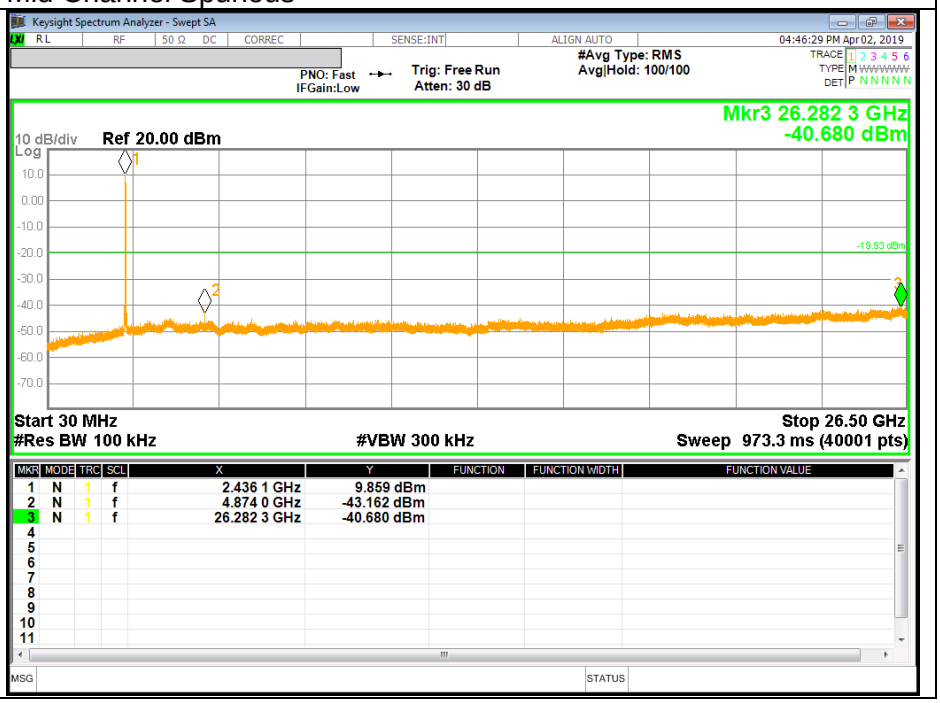

UL Korea, Ltd. Suwon Laboratory FORM ID: FCC_15C
218 Maeyeong-ro, Yeongtong-gu, Suwon-si, Gyeonggi-do, 16675, Korea TEL: (031) 337-9902 FAX: (031) 213-5433
UL Korea, Ltd. Confidential
This report shall not be reproduced except in full, without the written approval of UL Korea, Ltd.

ANTENNA1

High Channel BandEdge

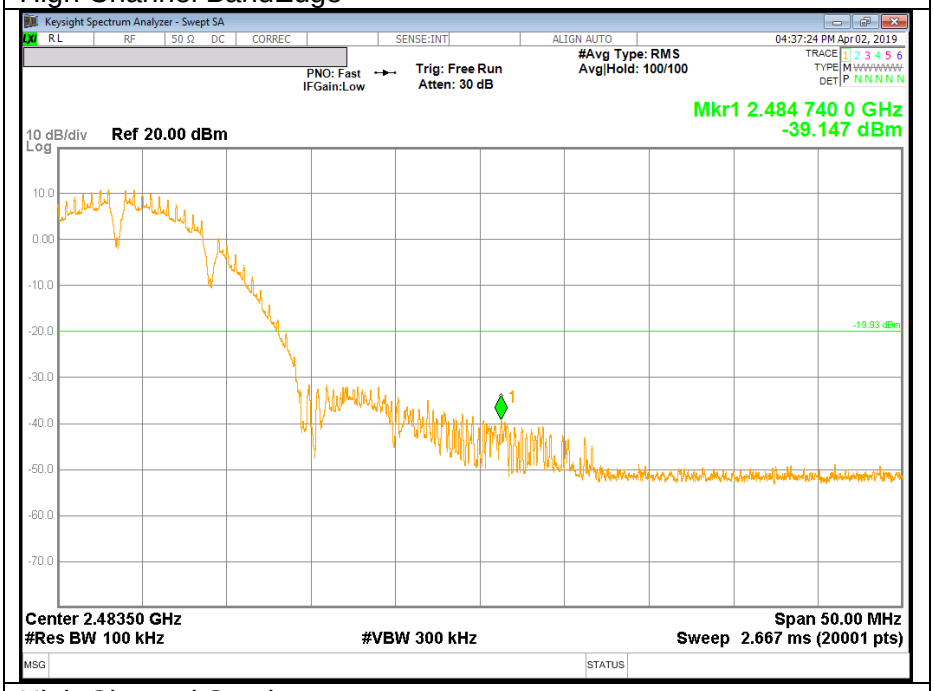

High Channel Spurious

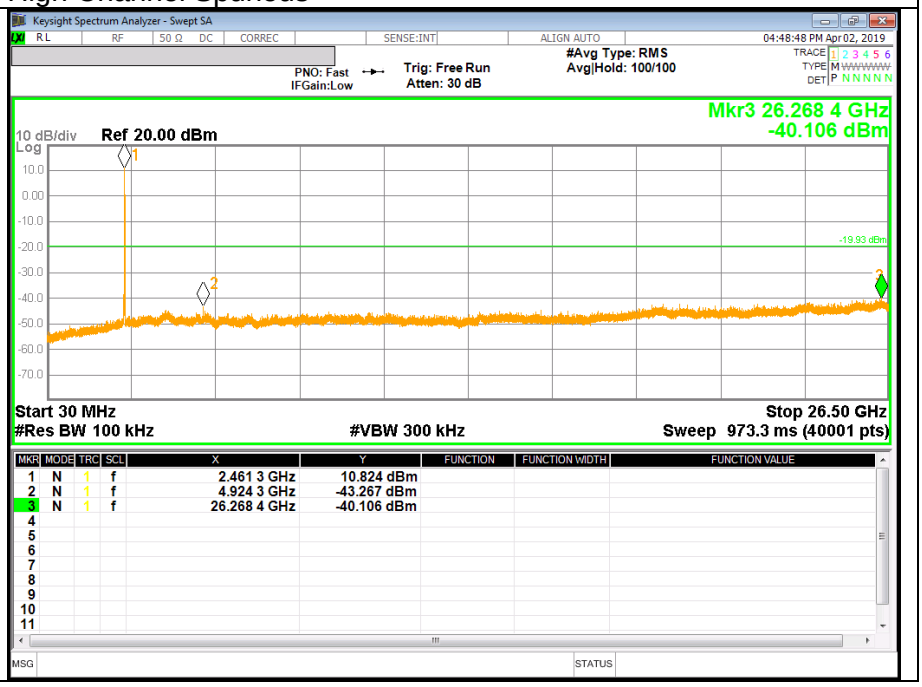

UL Korea, Ltd. Suwon Laboratory FORM ID: FCC_15C
218 Maeyeong-ro, Yeongtong-gu, Suwon-si, Gyeonggi-do, 16675, Korea TEL: (031) 337-9902 FAX: (031) 213-5433
UL Korea, Ltd. Confidential
This report shall not be reproduced except in full, without the written approval of UL Korea, Ltd.

ANTENNA1

12 Channel BandEdge

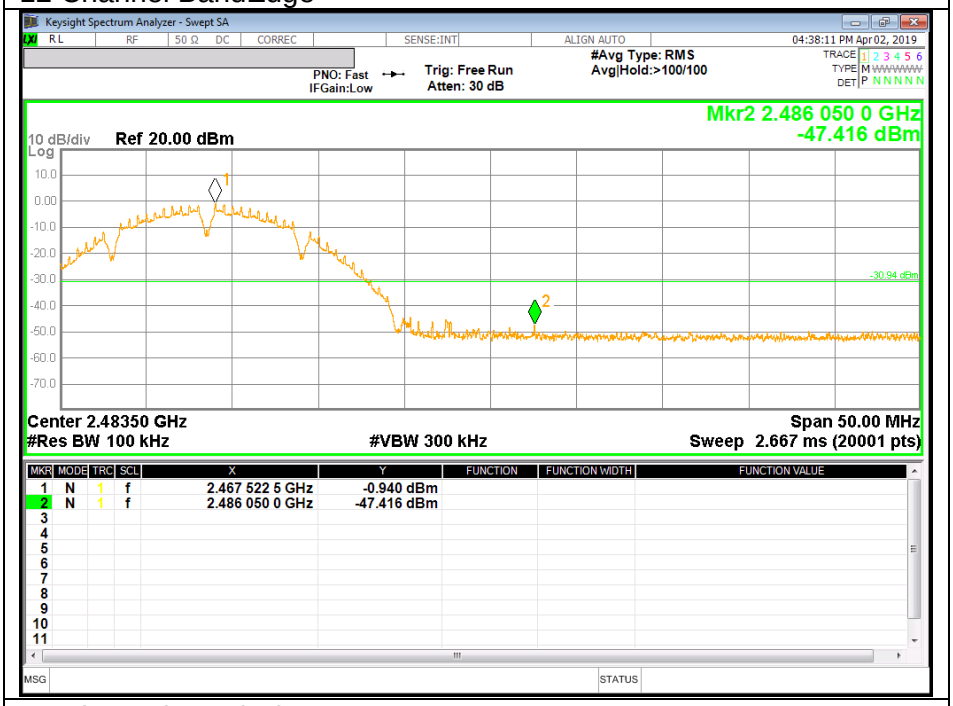

13 Channel BandEdge

UL Korea, Ltd. Suwon Laboratory FORM ID: FCC_15C
218 Maeyeong-ro, Yeongtong-gu, Suwon-si, Gyeonggi-do, 16675, Korea TEL: (031) 337-9902 FAX: (031) 213-5433
UL Korea, Ltd. Confidential
This report shall not be reproduced except in full, without the written approval of UL Korea, Ltd.

ANTENNA2

Low Channel BandEdge

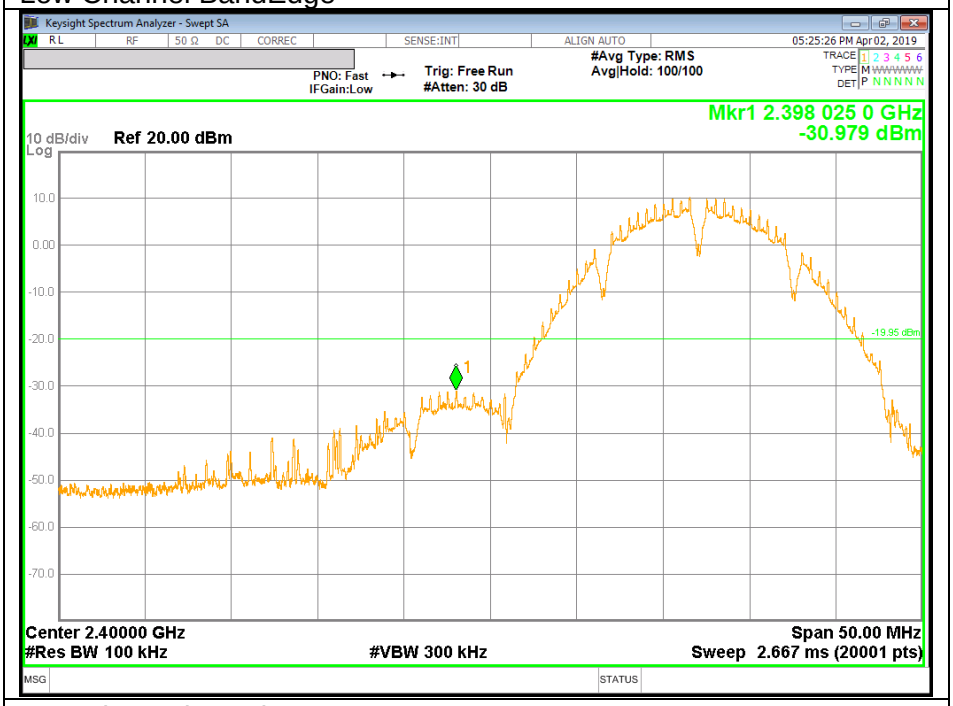

Low Channel Spurious

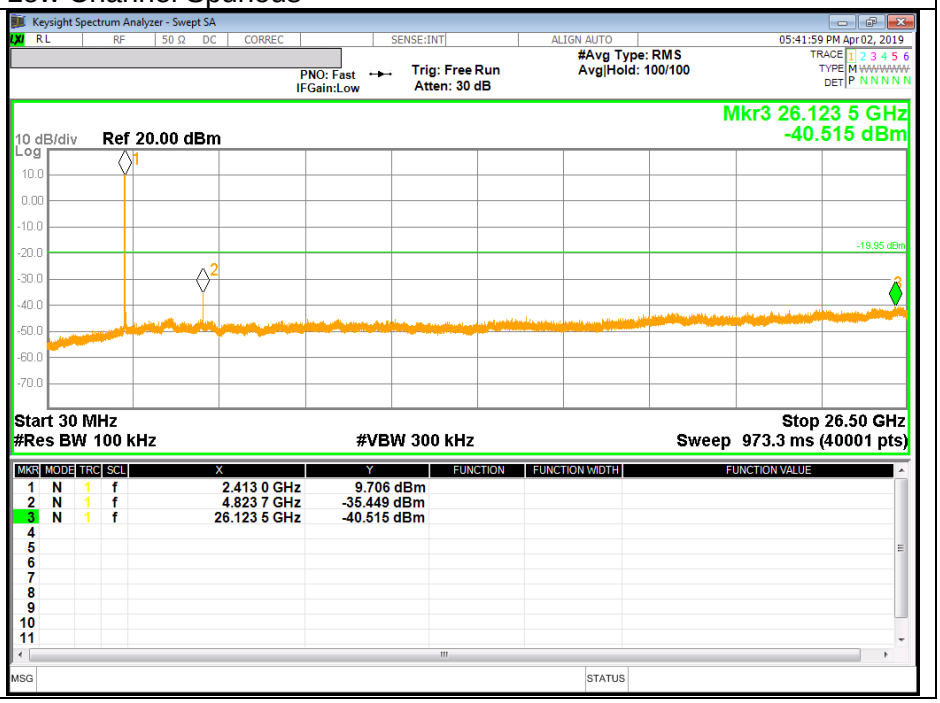

UL Korea, Ltd. Suwon Laboratory FORM ID: FCC_15C
218 Maeyeong-ro, Yeongtong-gu, Suwon-si, Gyeonggi-do, 16675, Korea TEL: (031) 337-9902 FAX: (031) 213-5433
UL Korea, Ltd. Confidential
This report shall not be reproduced except in full, without the written approval of UL Korea, Ltd.

ANTENNA2

Mid Channel BandEdge

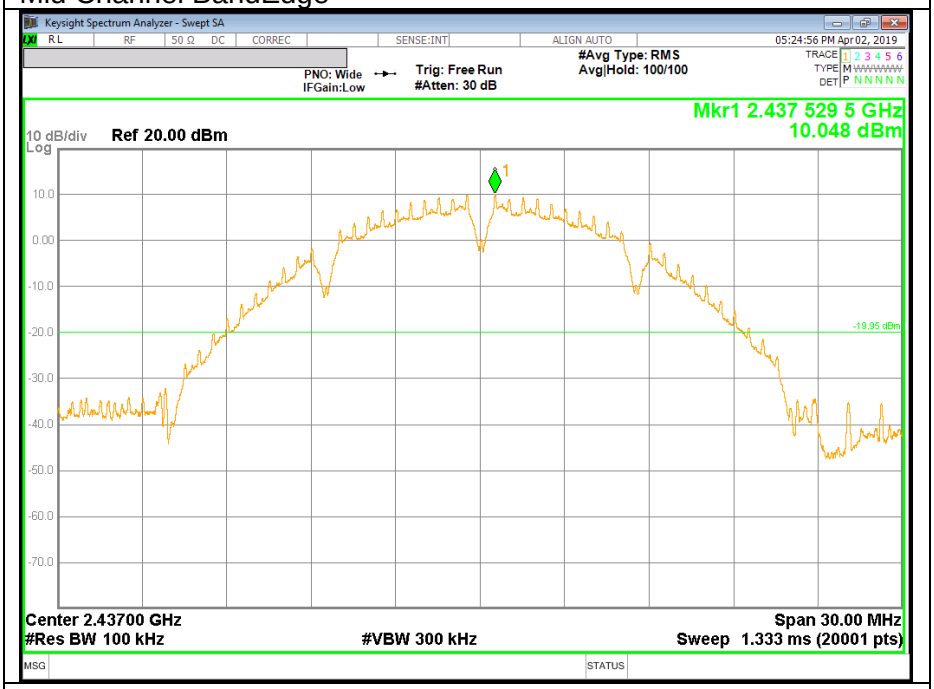

Mid Channel Spurious

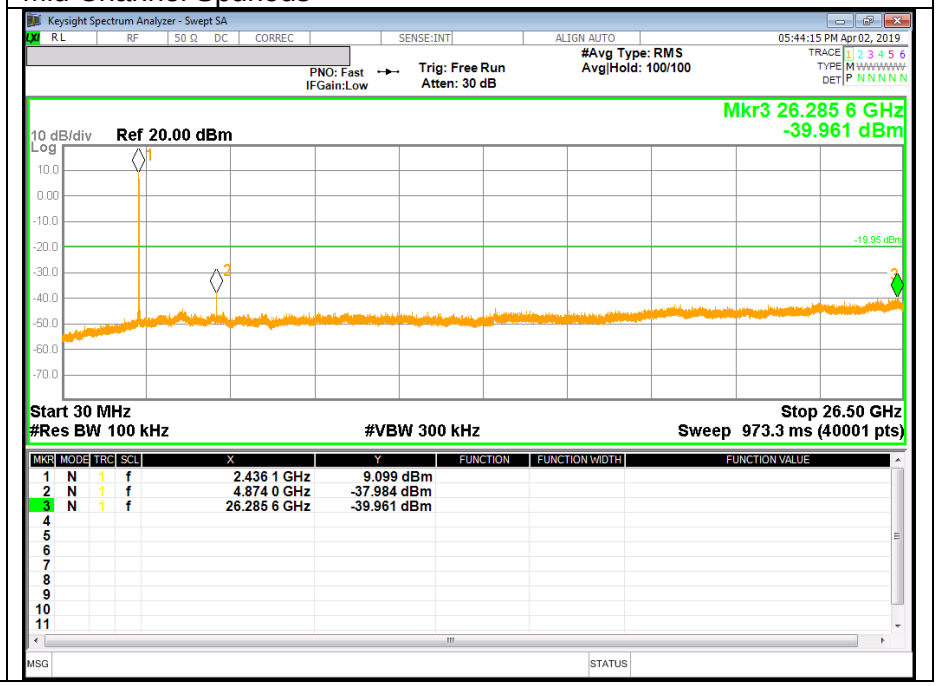

UL Korea, Ltd. Suwon Laboratory FORM ID: FCC_15C
218 Maeyeong-ro, Yeongtong-gu, Suwon-si, Gyeonggi-do, 16675, Korea TEL: (031) 337-9902 FAX: (031) 213-5433
UL Korea, Ltd. Confidential
This report shall not be reproduced except in full, without the written approval of UL Korea, Ltd.

ANTENNA2

High Channel BandEdge

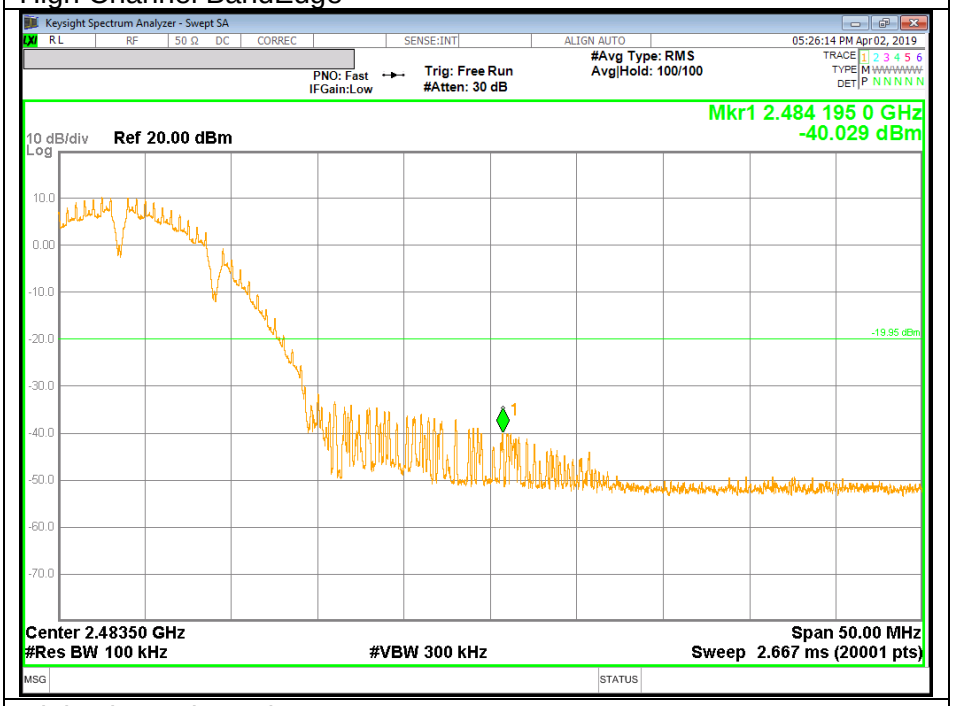

High Channel Spurious

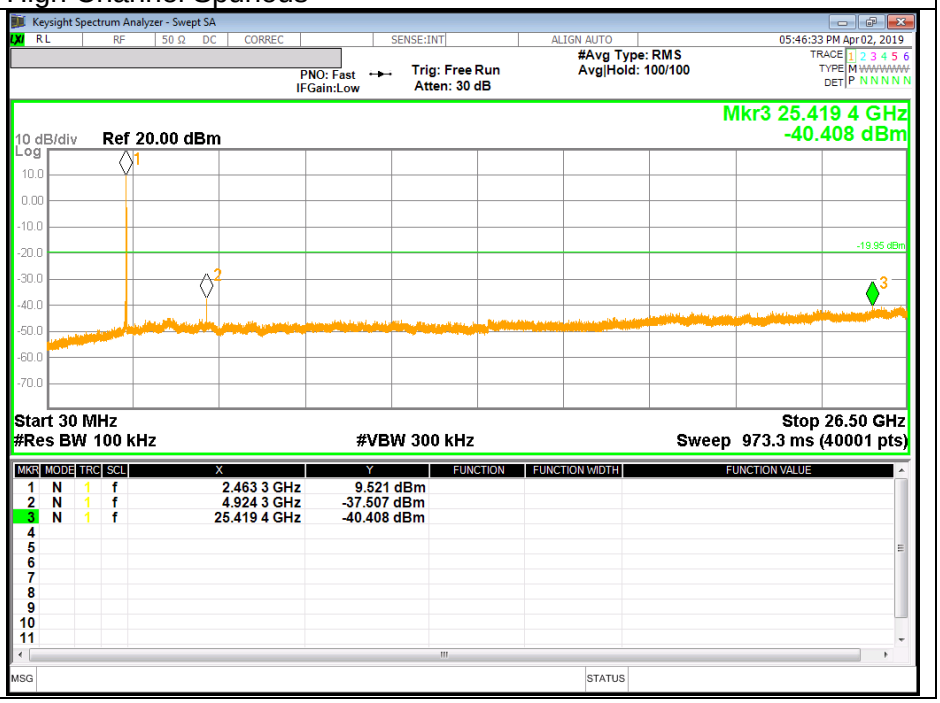

UL Korea, Ltd. Suwon Laboratory FORM ID: FCC_15C
218 Maeyeong-ro, Yeongtong-gu, Suwon-si, Gyeonggi-do, 16675, Korea TEL: (031) 337-9902 FAX: (031) 213-5433
UL Korea, Ltd. Confidential
This report shall not be reproduced except in full, without the written approval of UL Korea, Ltd.

ANTENNA2

12 Channel BandEdge

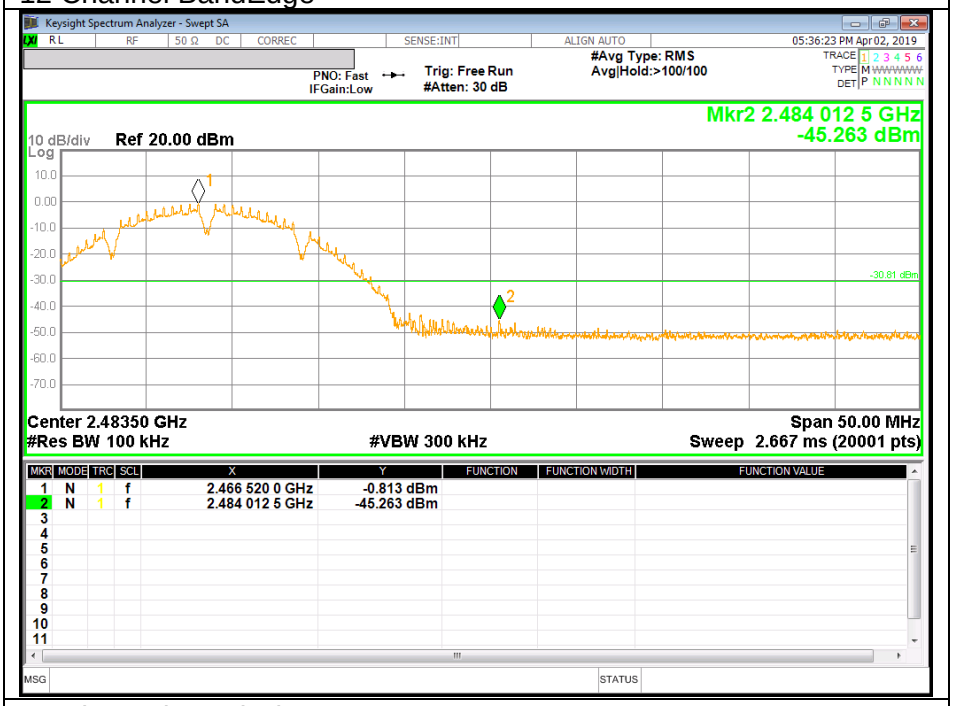

13 Channel BandEdge

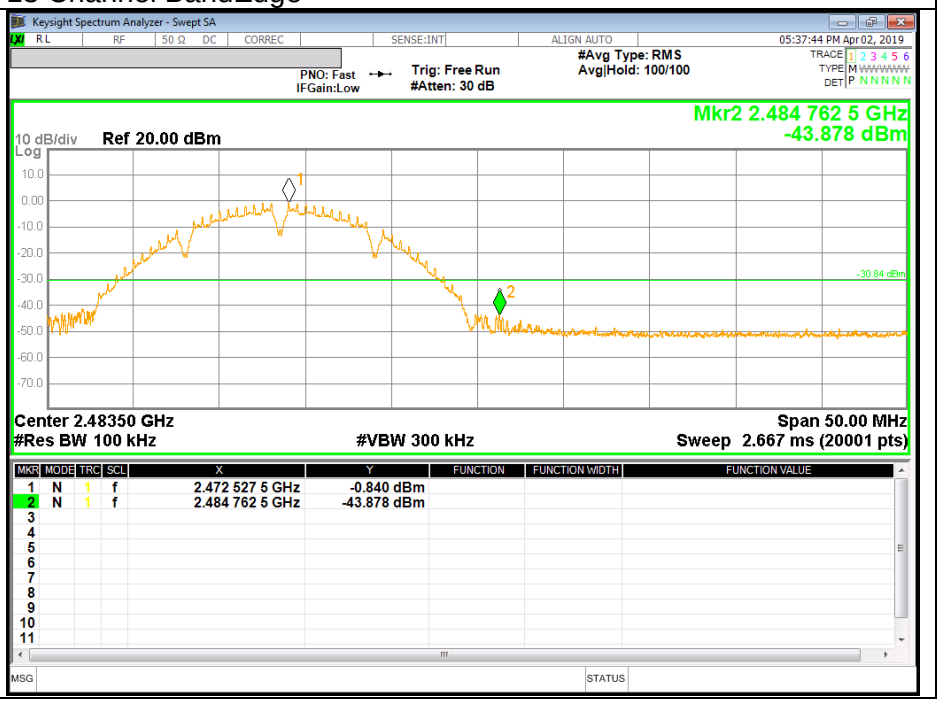

UL Korea, Ltd. Suwon Laboratory FORM ID: FCC_15C
218 Maeyeong-ro, Yeongtong-gu, Suwon-si, Gyeonggi-do, 16675, Korea TEL: (031) 337-9902 FAX: (031) 213-5433
UL Korea, Ltd. Confidential
This report shall not be reproduced except in full, without the written approval of UL Korea, Ltd.

10.4.2. 802.11g MODE IN THE 2.4 GHz BAND

ANTENNA1

Low Channel BandEdge

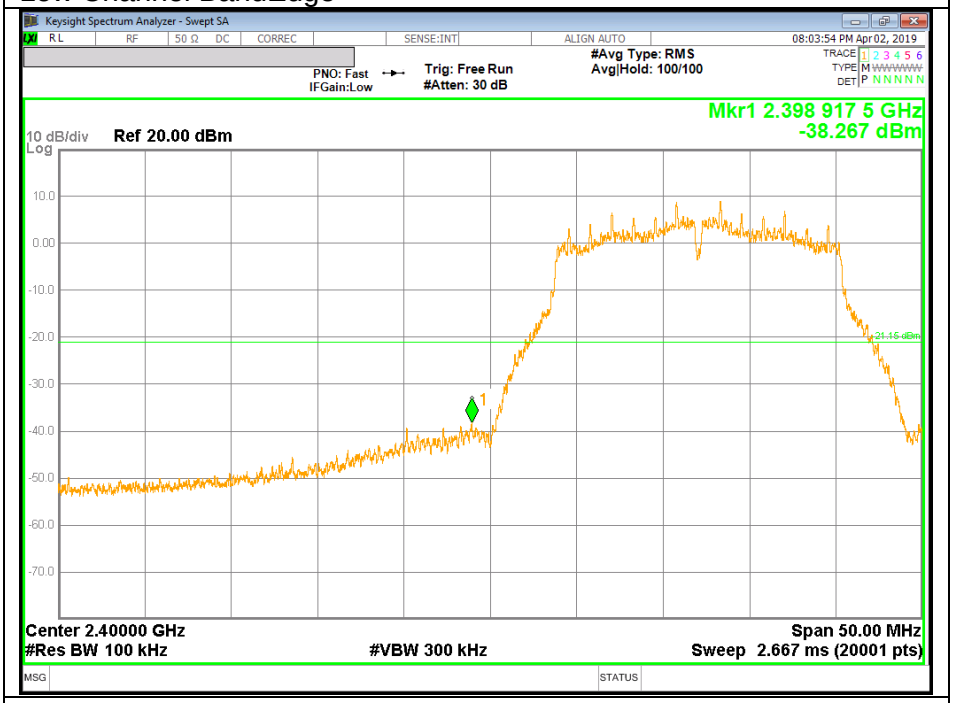

Low Channel Spurious

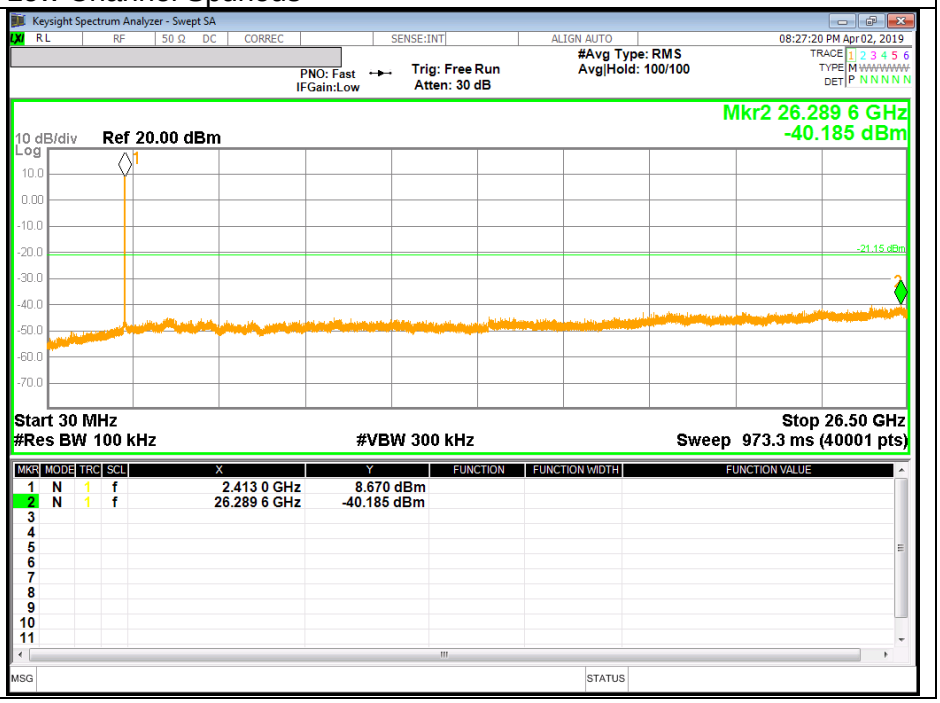

UL Korea, Ltd. Confidential
This report shall not be reproduced except in full, without the written approval of UL Korea, Ltd.

ANTENNA1

Mid Channel BandEdge

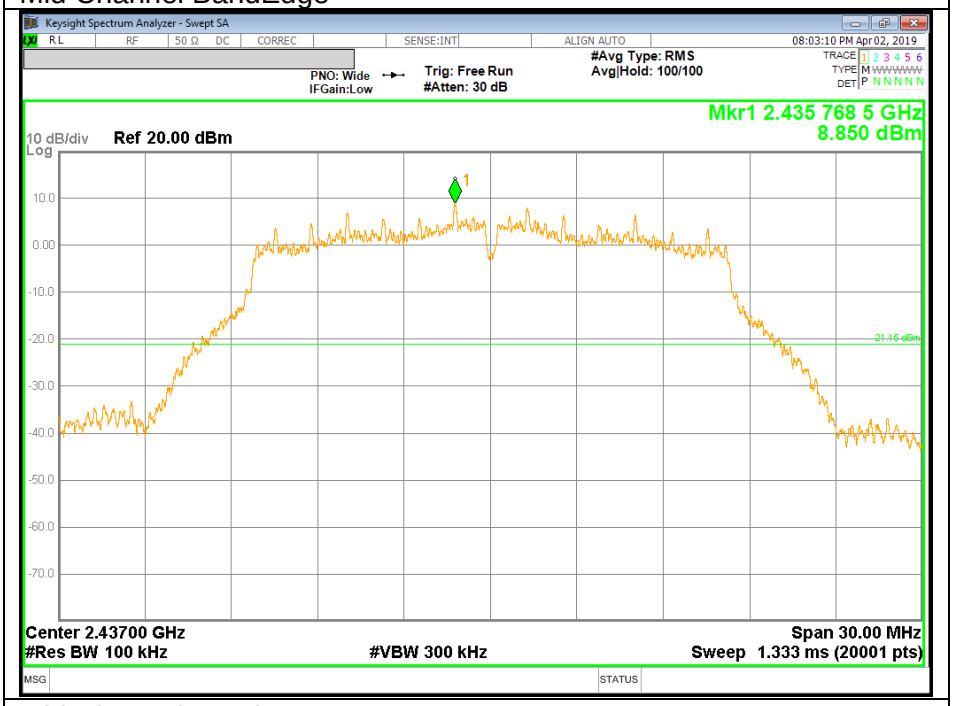

Mid Channel Spurious

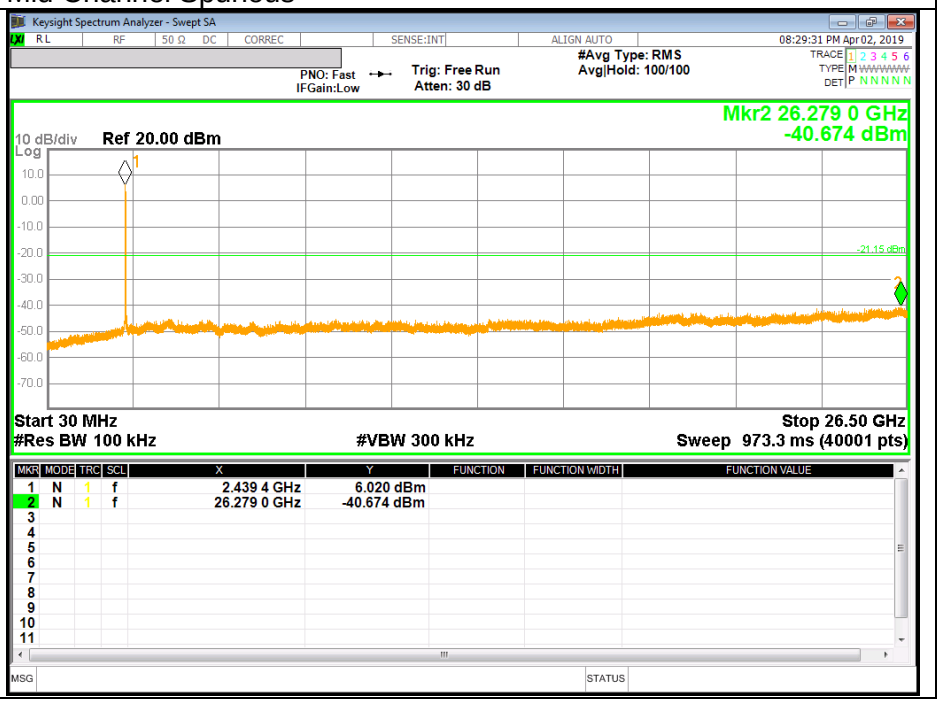

UL Korea, Ltd. Suwon Laboratory FORM ID: FCC_15C
218 Maeyeong-ro, Yeongtong-gu, Suwon-si, Gyeonggi-do, 16675, Korea TEL: (031) 337-9902 FAX: (031) 213-5433
UL Korea, Ltd. Confidential
This report shall not be reproduced except in full, without the written approval of UL Korea, Ltd.

ANTENNA1

High Channel BandEdge

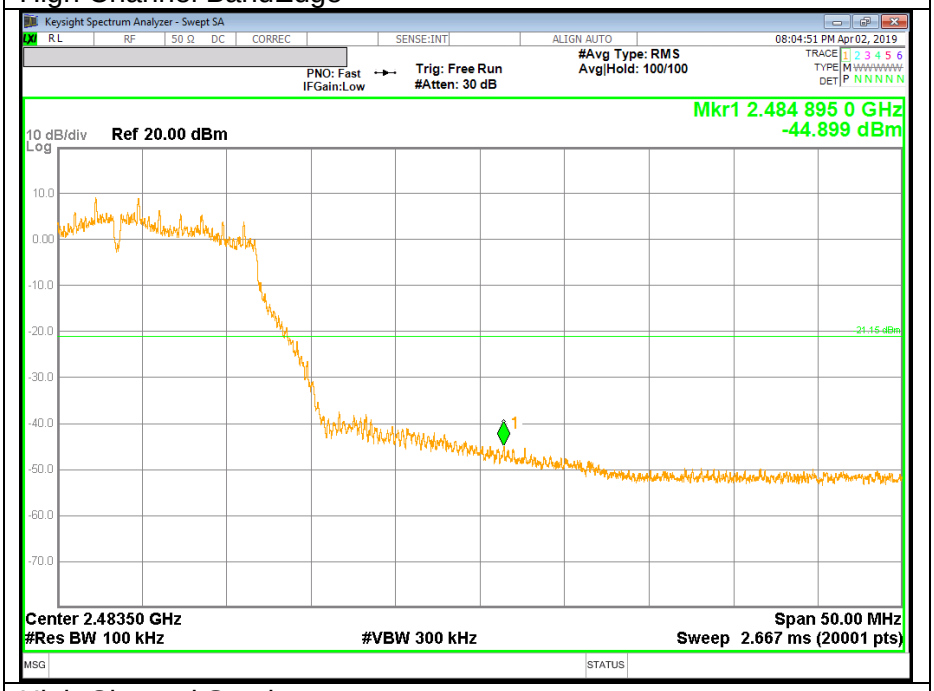

High Channel Spurious

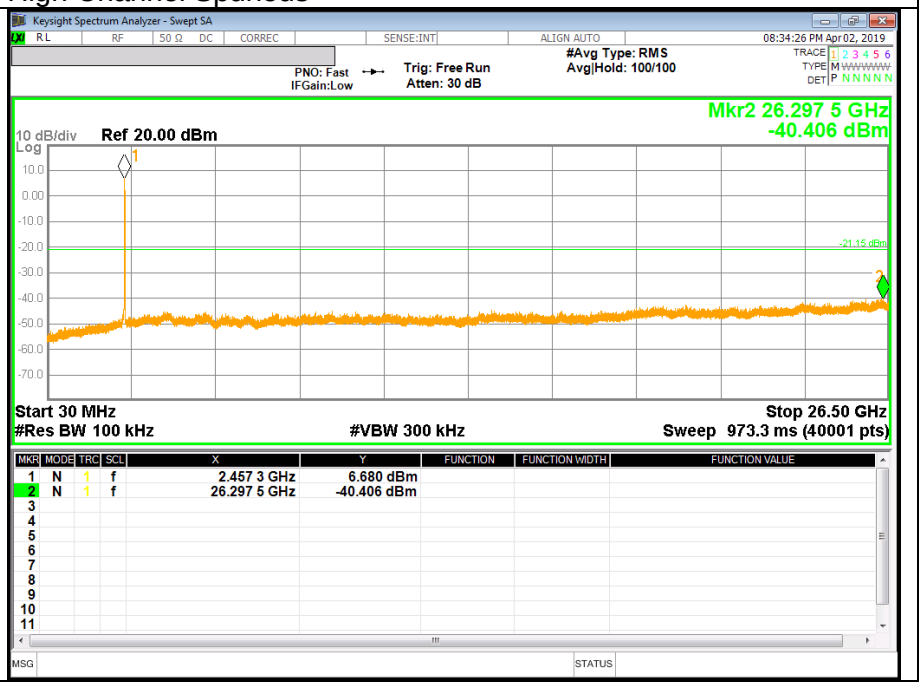

UL Korea, Ltd. Suwon Laboratory FORM ID: FCC_15C
218 Maeyeong-ro, Yeongtong-gu, Suwon-si, Gyeonggi-do, 16675, Korea TEL: (031) 337-9902 FAX: (031) 213-5433
UL Korea, Ltd. Confidential
This report shall not be reproduced except in full, without the written approval of UL Korea, Ltd.

ANTENNA1

12 Channel BandEdge

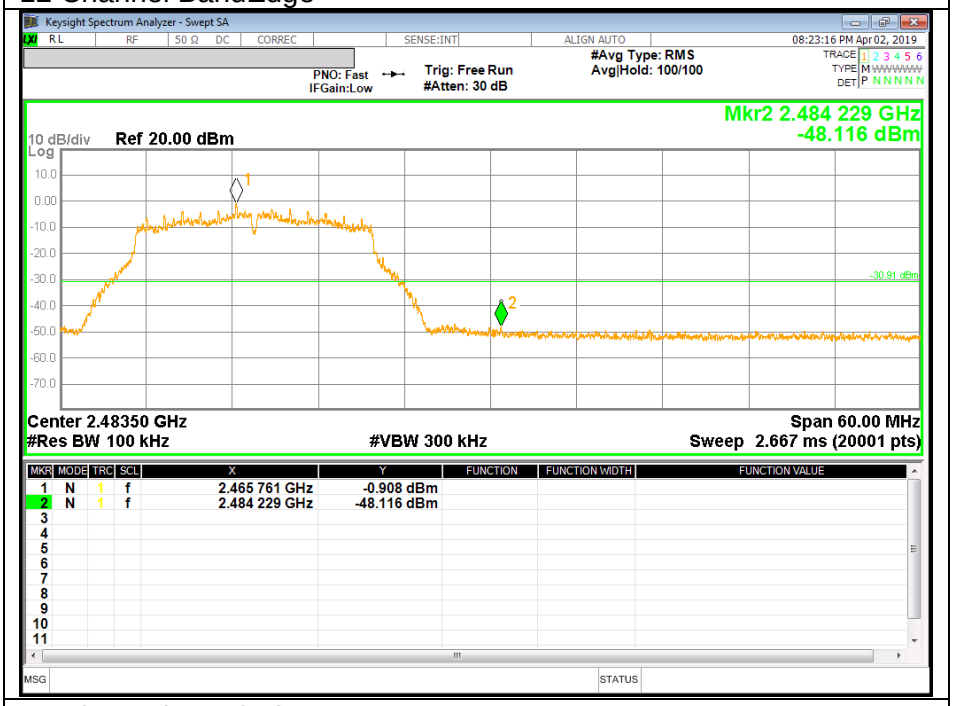

13 Channel BandEdge

UL Korea, Ltd. Suwon Laboratory FORM ID: FCC_15C
218 Maeyeong-ro, Yeongtong-gu, Suwon-si, Gyeonggi-do, 16675, Korea TEL: (031) 337-9902 FAX: (031) 213-5433
UL Korea, Ltd. Confidential
This report shall not be reproduced except in full, without the written approval of UL Korea, Ltd.

ANTENNA2

Low Channel BandEdge

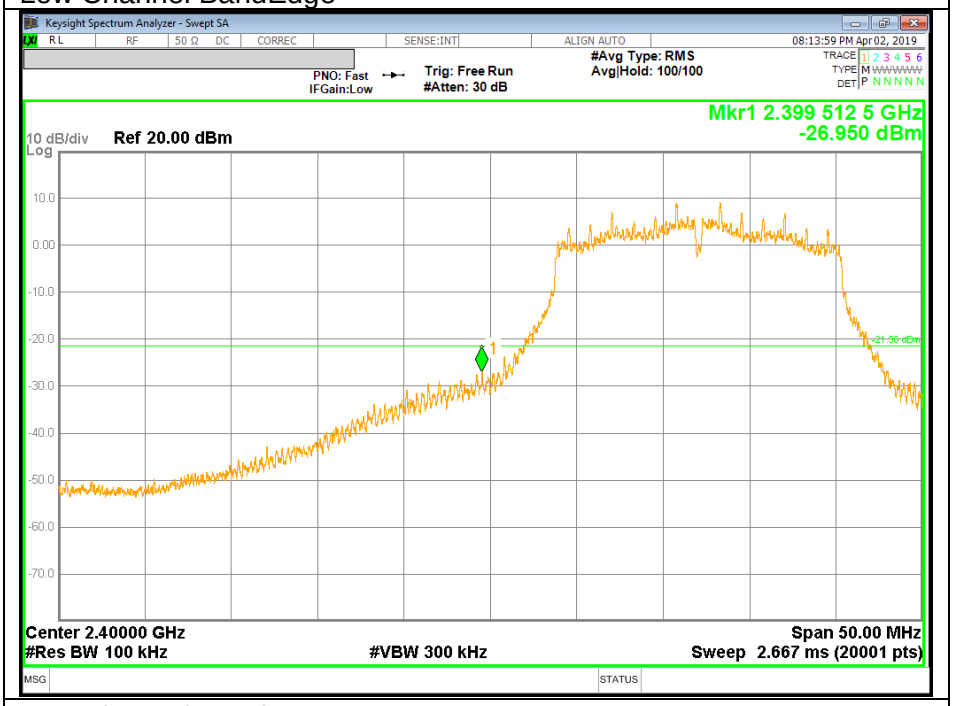

Low Channel Spurious

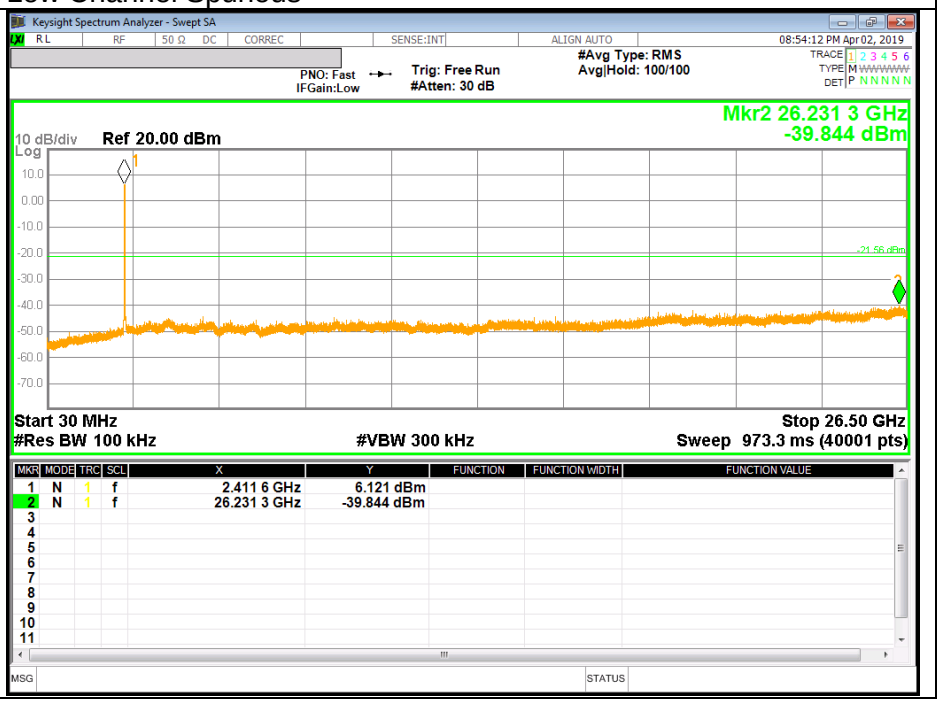

UL Korea, Ltd. Suwon Laboratory FORM ID: FCC_15C
218 Maeyeong-ro, Yeongtong-gu, Suwon-si, Gyeonggi-do, 16675, Korea TEL: (031) 337-9902 FAX: (031) 213-5433
UL Korea, Ltd. Confidential
This report shall not be reproduced except in full, without the written approval of UL Korea, Ltd.

ANTENNA2

Mid Channel BandEdge

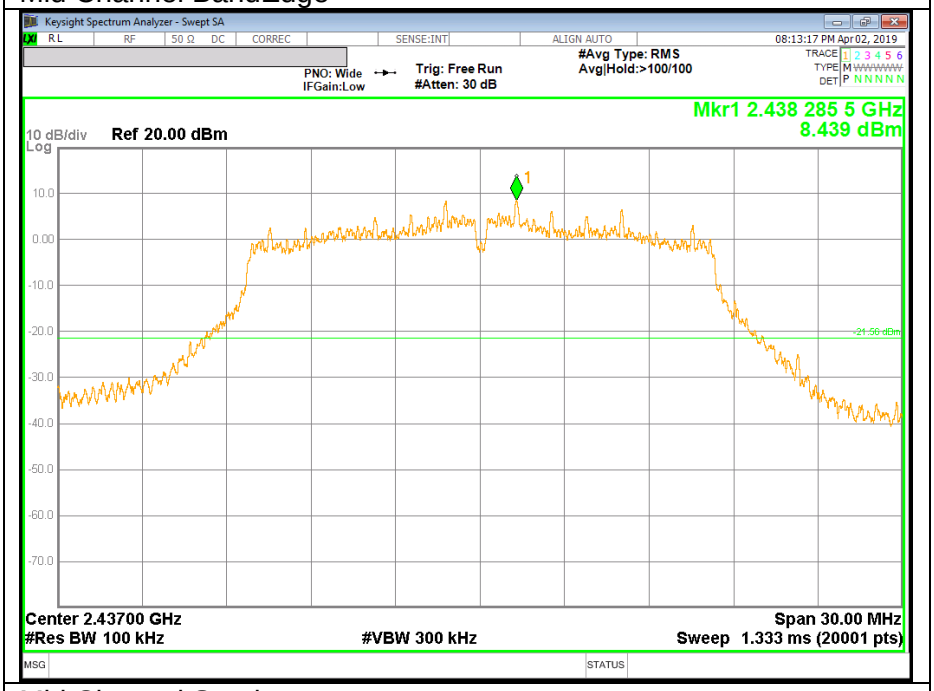

Mid Channel Spurious

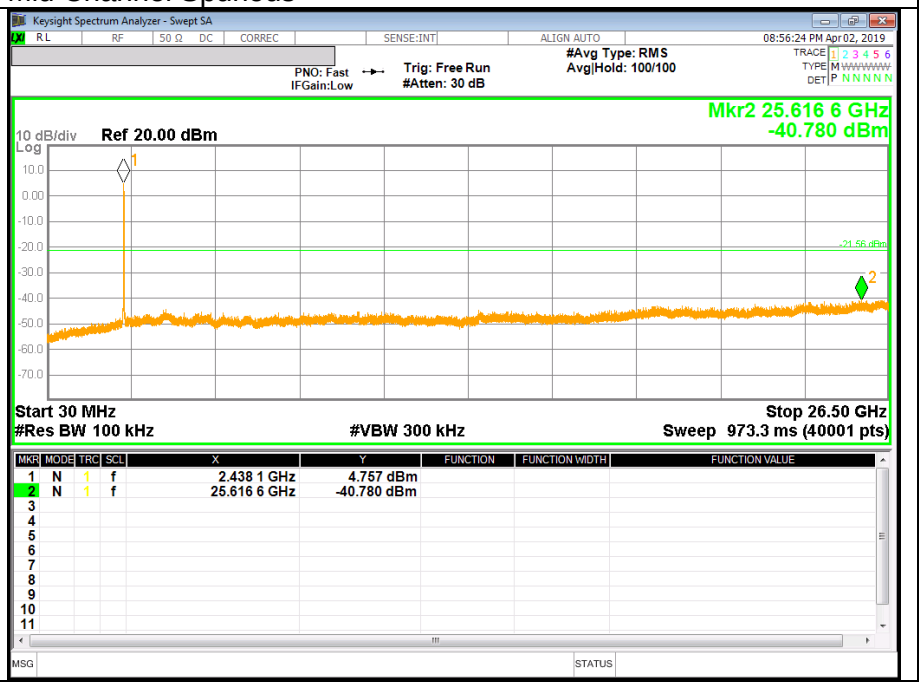

UL Korea, Ltd. Suwon Laboratory FORM ID: FCC_15C
218 Maeyeong-ro, Yeongtong-gu, Suwon-si, Gyeonggi-do, 16675, Korea TEL: (031) 337-9902 FAX: (031) 213-5433
UL Korea, Ltd. Confidential
This report shall not be reproduced except in full, without the written approval of UL Korea, Ltd.

ANTENNA2

High Channel BandEdge

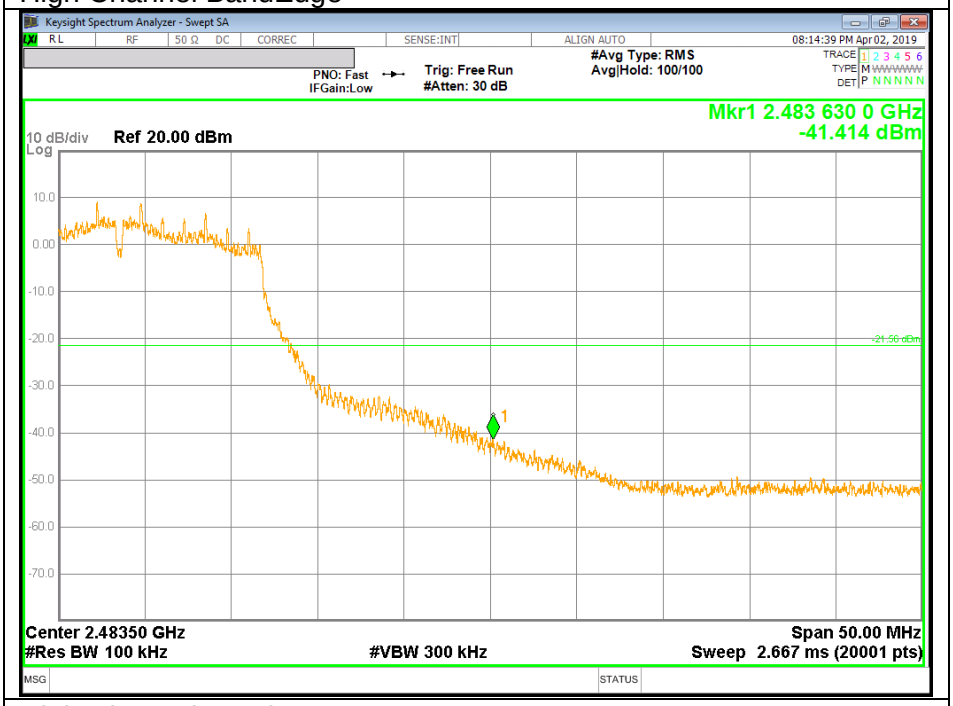

High Channel Spurious

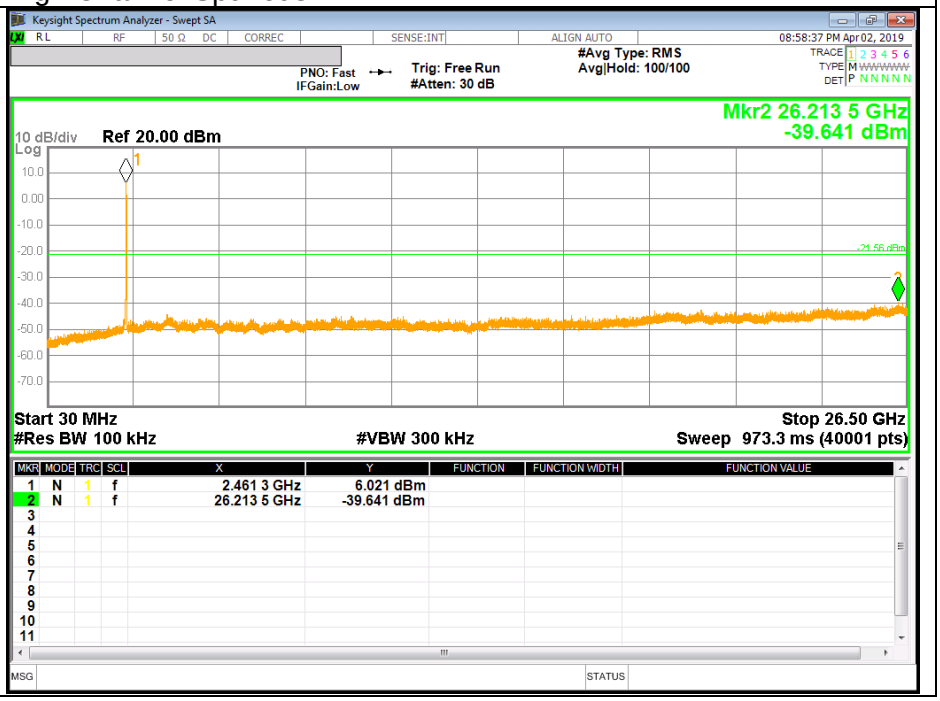

UL Korea, Ltd. Suwon Laboratory FORM ID: FCC_15C
218 Maeyeong-ro, Yeongtong-gu, Suwon-si, Gyeonggi-do, 16675, Korea TEL: (031) 337-9902 FAX: (031) 213-5433
UL Korea, Ltd. Confidential
This report shall not be reproduced except in full, without the written approval of UL Korea, Ltd.

ANTENNA2

12 Channel BandEdge

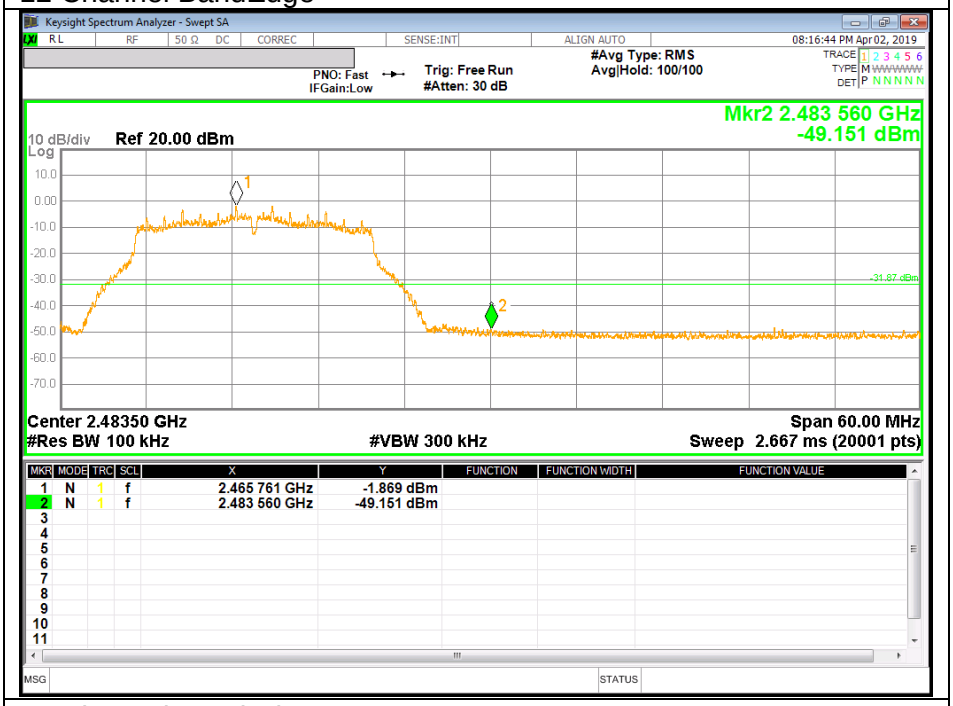

13 Channel BandEdge

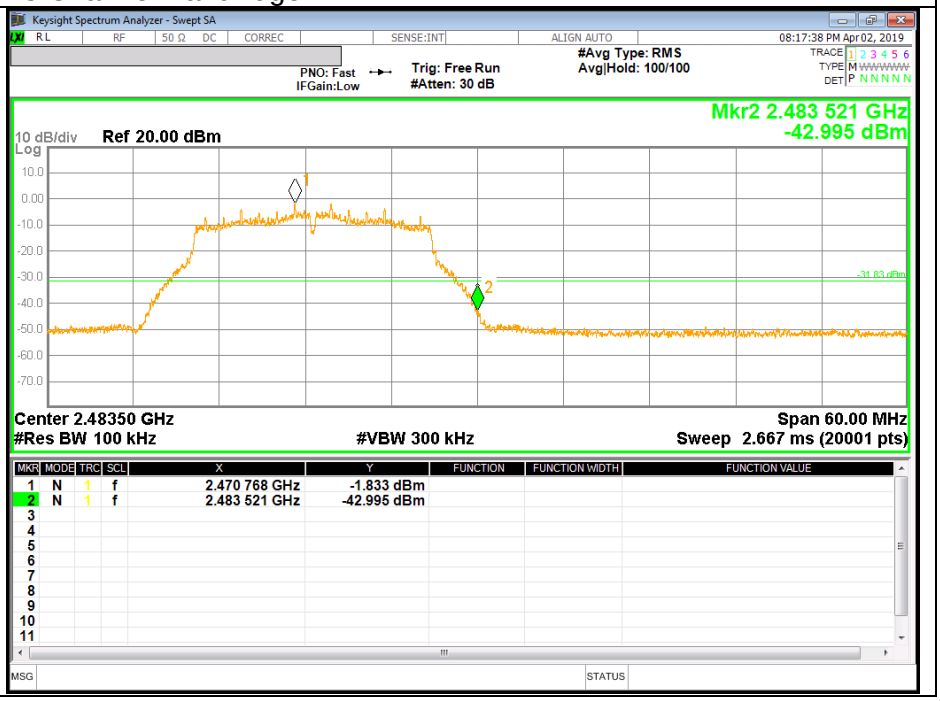

UL Korea, Ltd. Suwon Laboratory FORM ID: FCC_15C
218 Maeyeong-ro, Yeongtong-gu, Suwon-si, Gyeonggi-do, 16675, Korea TEL: (031) 337-9902 FAX: (031) 213-5433
UL Korea, Ltd. Confidential
This report shall not be reproduced except in full, without the written approval of UL Korea, Ltd.

10.4.3. 802.11n HT20 MODE IN THE 2.4 GHz BAND

ANTENNA1

Low Channel BandEdge

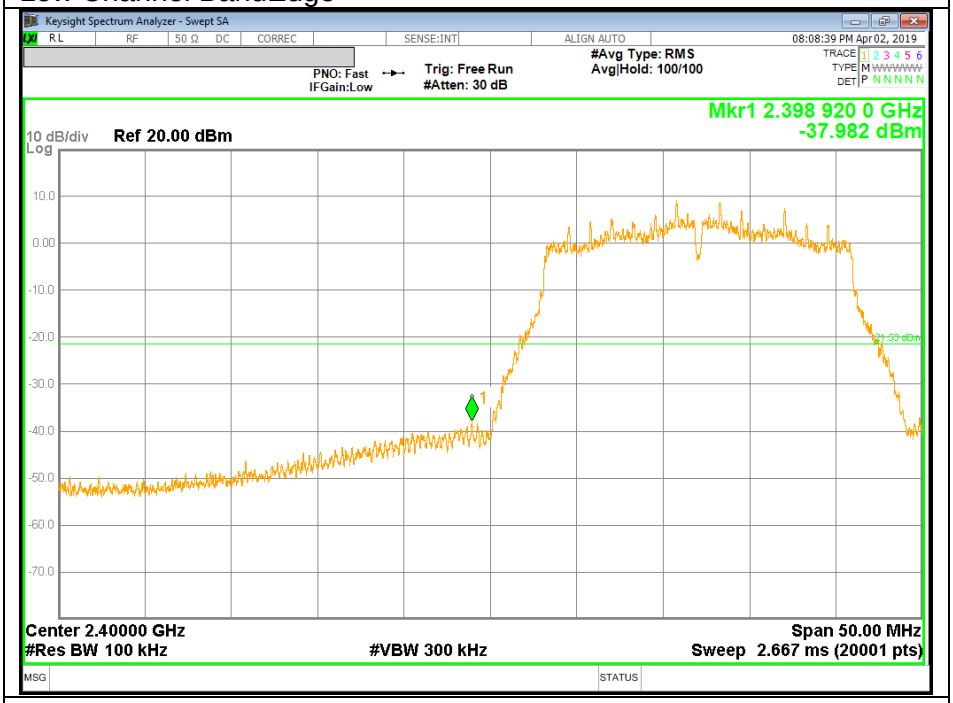

Low Channel Spurious

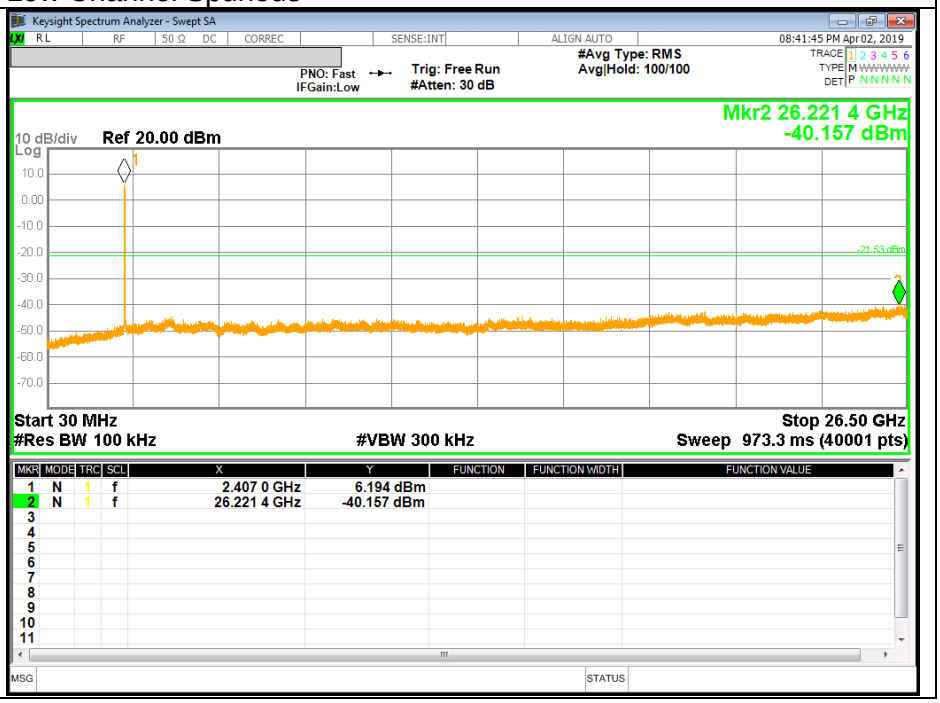

UL Korea, Ltd. Confidential
This report shall not be reproduced except in full, without the written approval of UL Korea, Ltd.

ANTENNA1

Mid Channel BandEdge

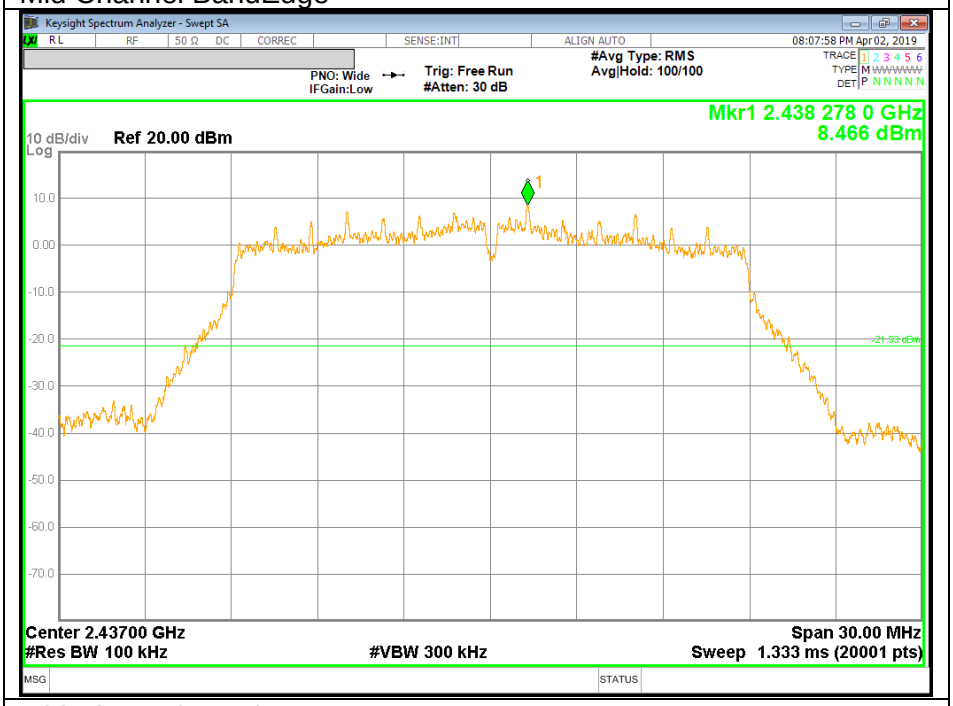

Mid Channel Spurious

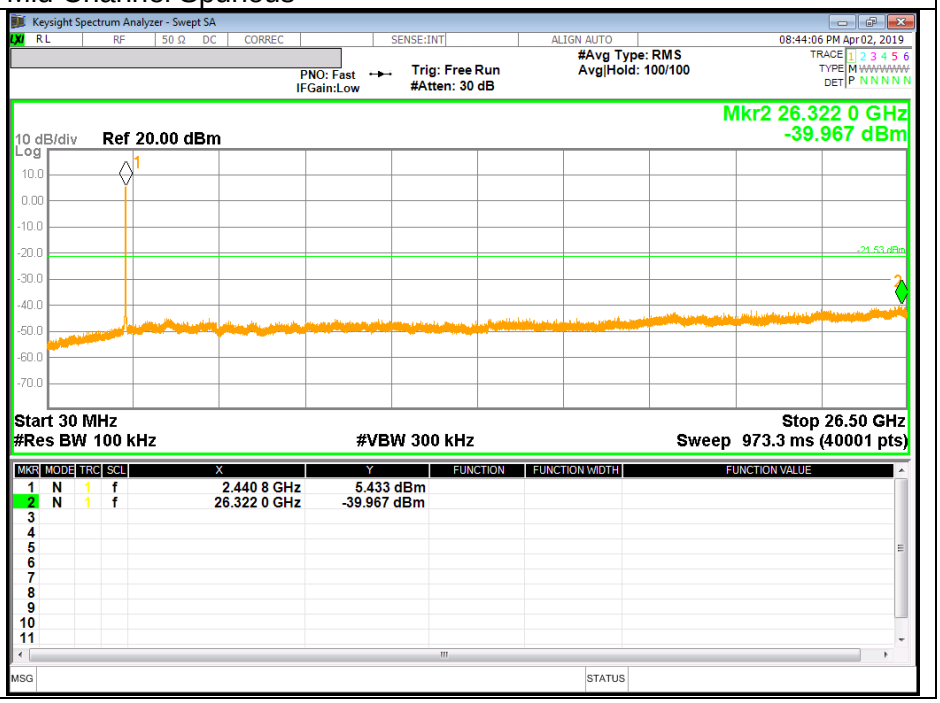

UL Korea, Ltd. Confidential
This report shall not be reproduced except in full, without the written approval of UL Korea, Ltd.

ANTENNA1

High Channel BandEdge

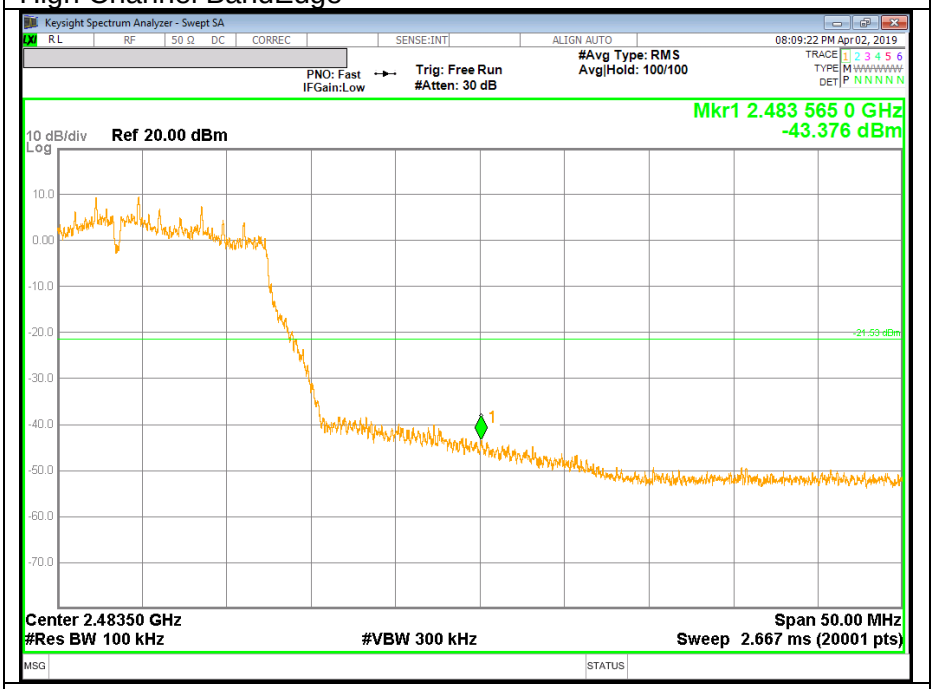

High Channel Spurious

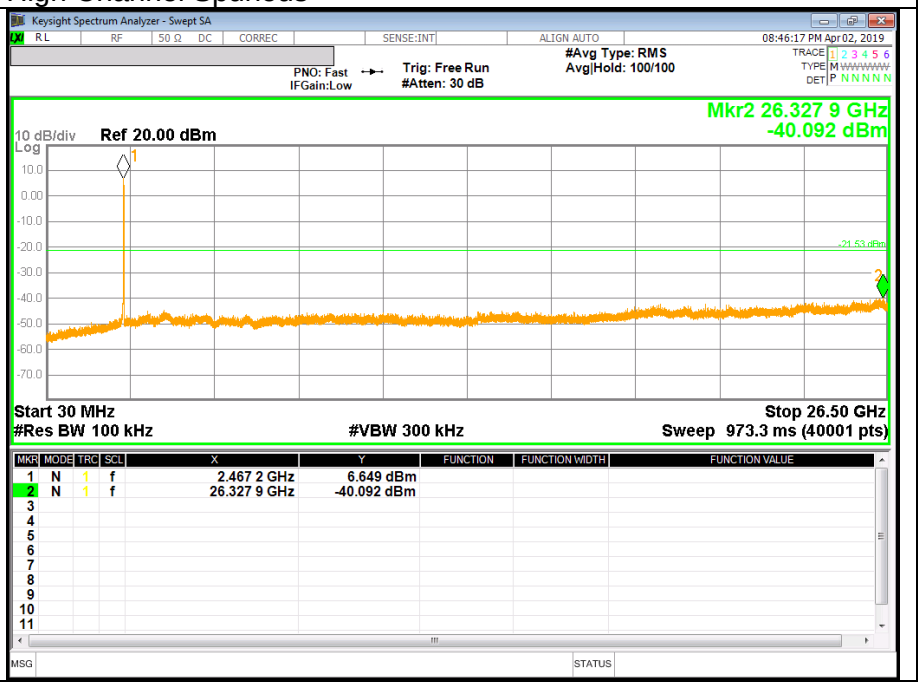

UL Korea, Ltd. Suwon Laboratory FORM ID: FCC_15C
218 Maeyeong-ro, Yeongtong-gu, Suwon-si, Gyeonggi-do, 16675, Korea TEL: (031) 337-9902 FAX: (031) 213-5433
UL Korea, Ltd. Confidential
This report shall not be reproduced except in full, without the written approval of UL Korea, Ltd.