# 11. SETUP PHOTOS

**ANTENNA PORT CONDUCTED RF MEASUREMENT SETUP**

ANTENNA PORT CONDUCTED PHOTO

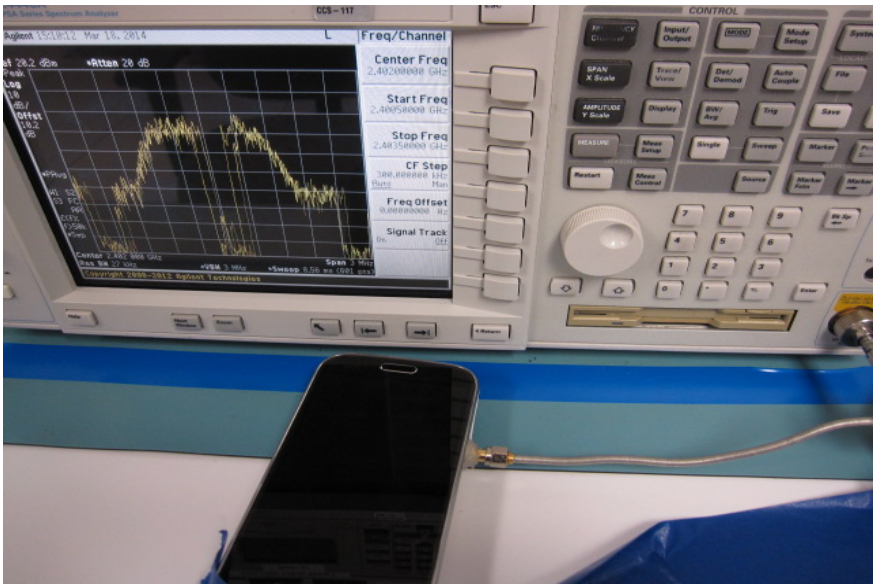


**RADIATED RF MEASUREMENT SETUP (BELOW 1 GHz)**

RADIATED FRONT PHOTO (BELOW 1 GHz)




*This report shall not be reproduced except in full, without the written approval of UL Verification Services Inc.*

RADIATED BACK PHOTO (BELOW 1 GHz)



**RADIATED RF MEASUREMENT SETUP (ABOVE 1 GHz)**

RADIATED FRONT PHOTO (ABOVE 1 GHz)




*This report shall not be reproduced except in full, without the written approval of UL Verification Services Inc.*

RADIATED BACK PHOTO (ABOVE 1 GHz)



**RADIATED RF MEASUREMENT SETUP FOR PORTABLE CONFIGURATION**

X-AXIS FRONT PHOTO




*This report shall not be reproduced except in full, without the written approval of UL Verification Services Inc.*

Y-AXIS FRONT PHOTO



Z-AXIS FRONT PHOTO




*This report shall not be reproduced except in full, without the written approval of UL Verification Services Inc.*

**POWERLINE CONDUCTED EMISSIONS MEASUREMENT SETUP**

LINE CONDUCTED FRONT PHOTO

LINE CONDUCTED BACK PHOTO



# END OF REPORT


*This report shall not be reproduced except in full, without the written approval of UL Verification Services Inc.*