DUT and SAR Set-up Photos

Overall Dimensions

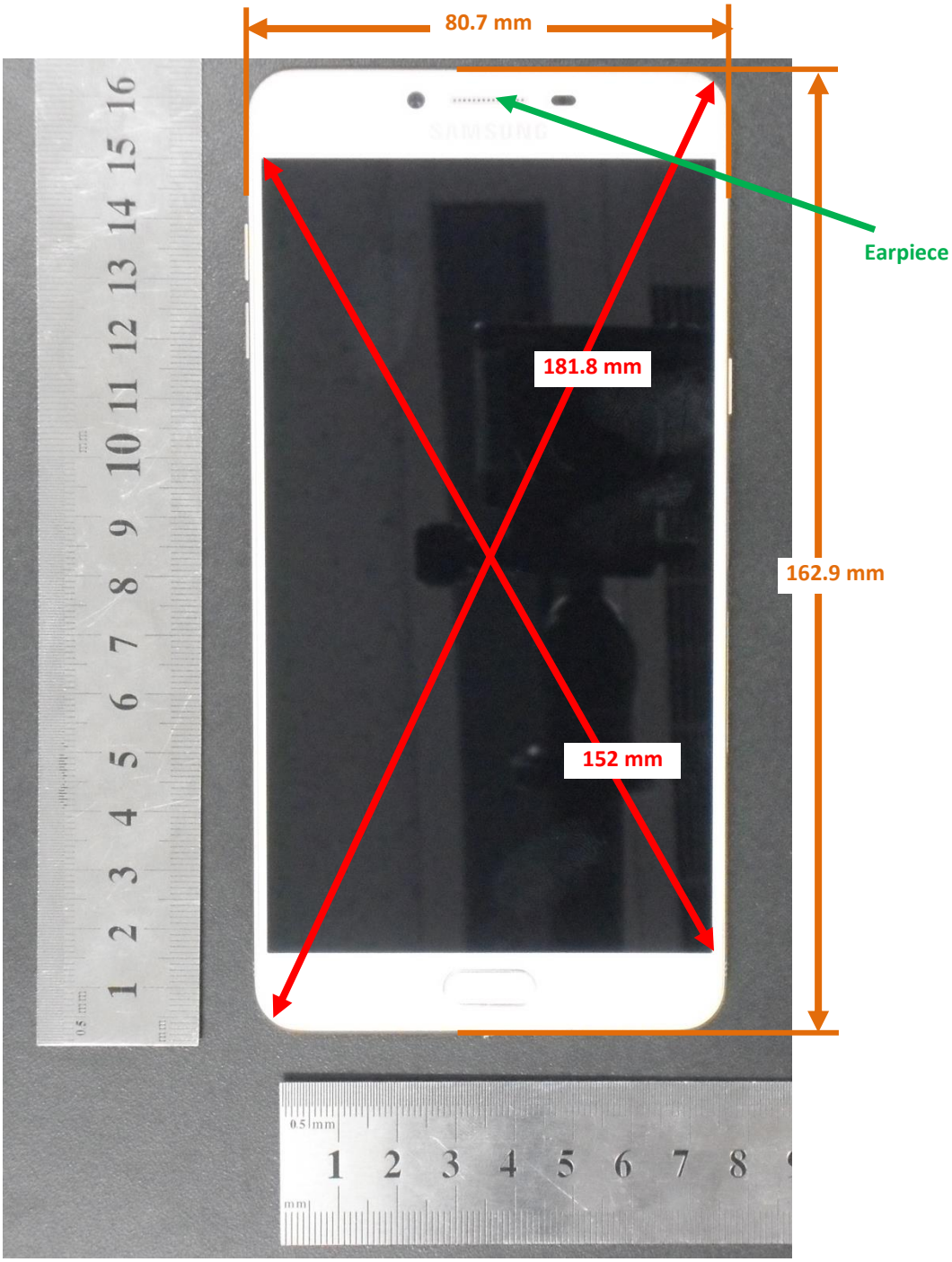

Front View of the DUT

Rear View of the DUT

Setup Photos

Handset Vertical and Horizontal Reference Lines

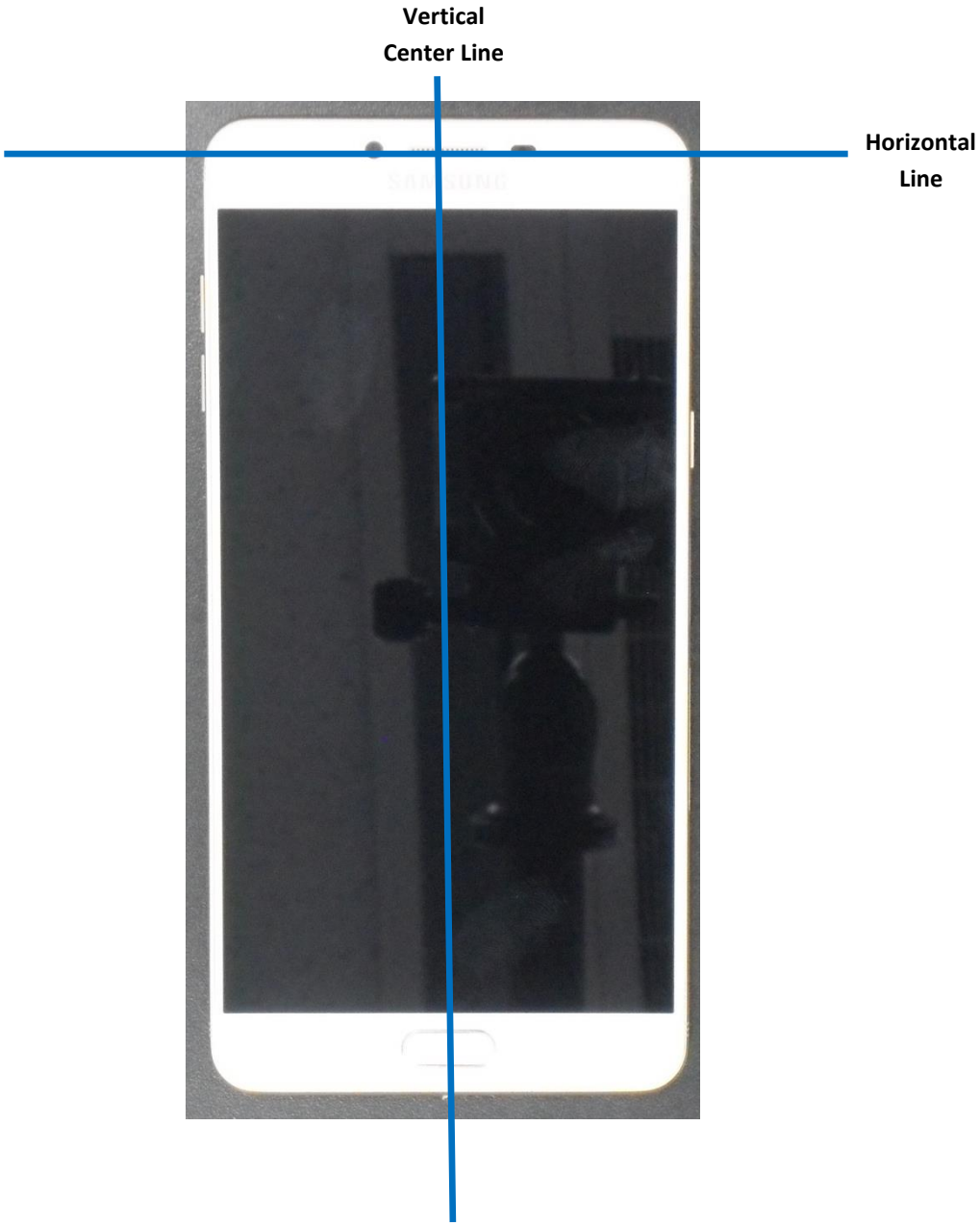

Head Exposure Conditions

Left Touch



Left Tilt (15°)

Right Touch



Right Tilt (15°)



Body-worn Accessory Exposure Conditions

Rear (15mm)



Front (15mm)



Hotspot mode Exposure Conditions

Rear (10mm)



Front (10mm)



Edge 1 (10mm)



Edge 2 (10mm)



Edge 3 (10mm)



Edge 4 (10mm)



Phablet Exposure Conditions

Rear (0mm)



Front (0mm)



Edge 1 (0mm)



Edge 4 (0mm)



Antenna Dimensions & Separation Distances

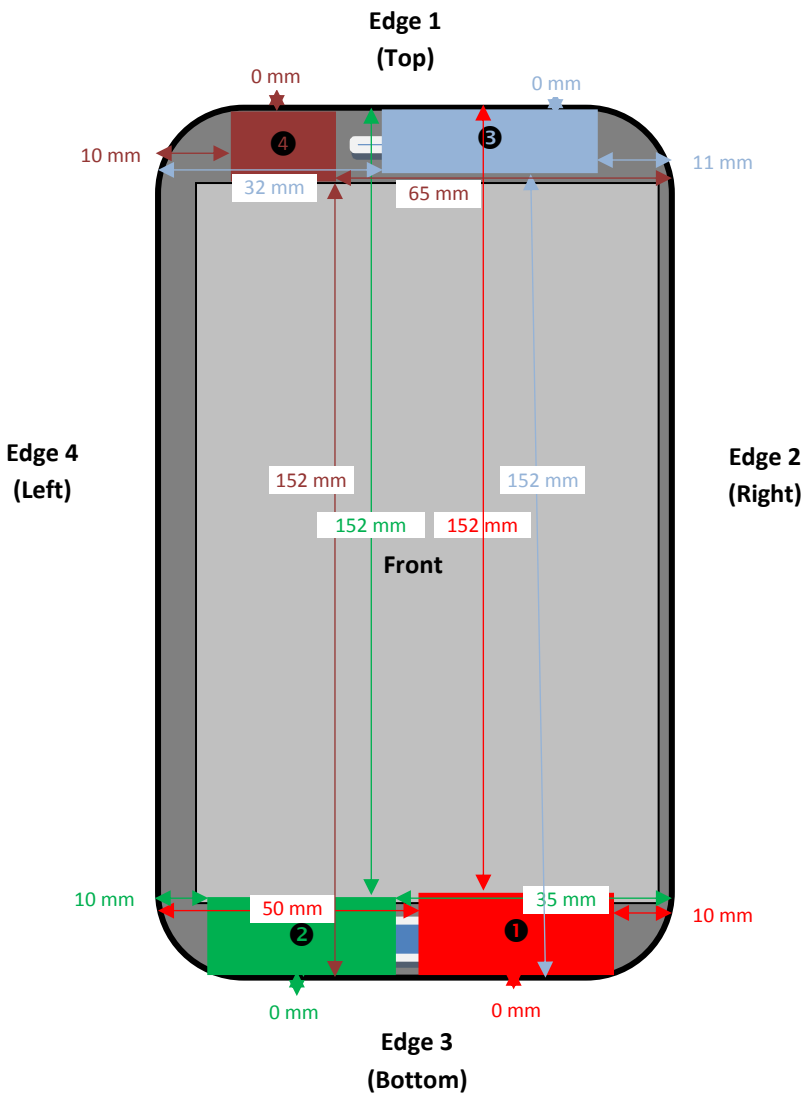

Passthrough mode (Main transmit Antenna A in RF Report)			
	Antenna 1	Antenna 2	Antenna 3
MAIN Antenna (Tx/Rx)	LB - within USA : GSM850, WCDMA V, LTE B5 Tx/Rx *(Hotspot back-off**)* - non-USA : GSM900, WCDMA VIII, LTE B8 Tx/Rx	MB - within USA : WCDMA II Tx/Rx *(Hotspot back-off**)* - non-USA : GSM1800, WCDMA I, LTE B1/B3 Tx/Rx	HB - within USA : LTE B41 Tx/Rx *(IR sensor back-off*, Hotspot back-off**)* - non-USA : LTE B7/B38/B40 Tx/Rx
Sub Antenna (Rx only)		HB - within USA : LTE B41 Rx - non-USA : LTE B7/B38/B40 Rx	LB - within USA : GSM850, WCDMA V, LTE B5 Rx - non-USA : GSM900, WCDMA VIII, LTE B8 Rx MB - within USA : WCDMA II Rx - non-USA : GSM1800, WCDMA I, LTE B1/B3 Rx

Swap mode (Secondary transmit Antenna B in RF Report)			
	Antenna 1	Antenna 2	Antenna 3
MAIN Antenna (Tx/Rx)			LB - within USA : GSM850, LTE B5 Tx/Rx *(IR sensor back-off*, Hotspot back-off**)* - non-USA : GSM900, WCDMA VIII, LTE B8 Tx/Rx MB - non-USA : GSM1800, WCDMA I, LTE B1/B3 Tx/Rx
Sub Antenna (Rx only)	LB - within USA : GSM850, LTE B5 Rx - non-USA : GSM900, WCDMA VIII, LTE B8 Rx	MB - non-USA : GSM1800, WCDMA I, LTE B1/B3 Rx	