VERTICAL PEAK AND AVERAGE PLOT

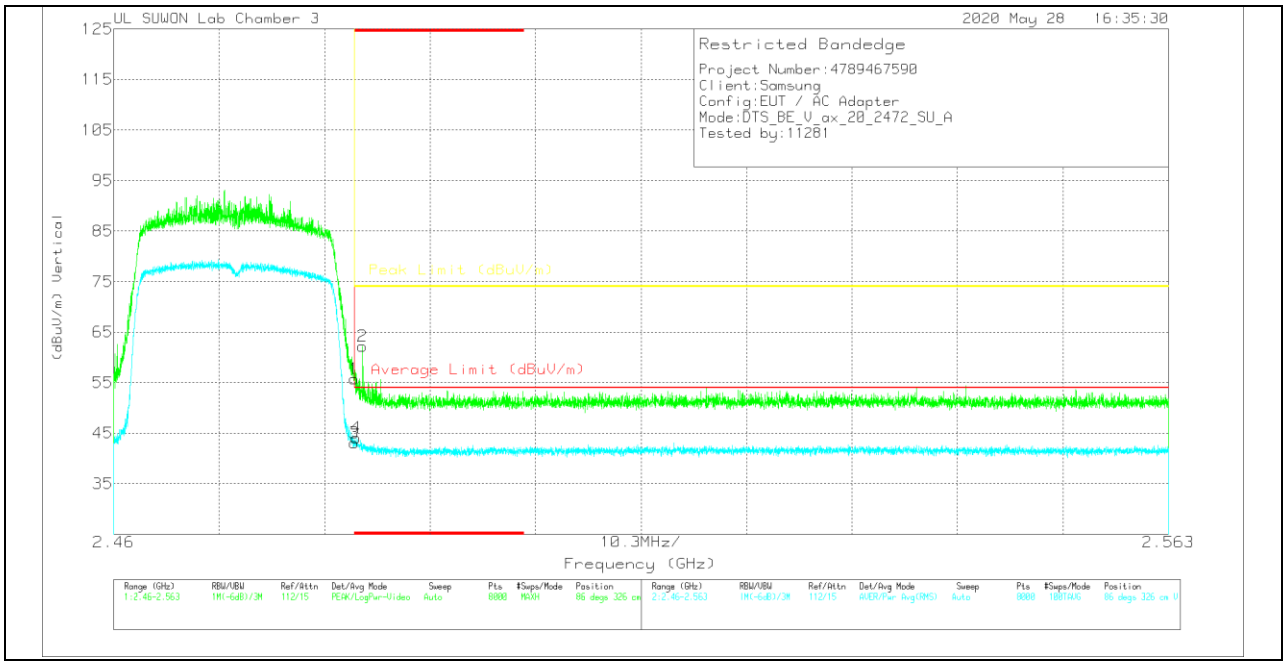

VERTICAL DATA

Trace Markers

Marker	Frequency (GHz)	Meter Reading (dBuV)	Det	3117_00168717	10dB_ATT[dB]	DC Corr (dB)	Corrected Reading (dBuV/m)	Average Limit (dBuV/m)	Margin (dB)	Peak Limit (dBuV/m)	PK Margin (dB)	Azimuth (Degs)	Height (cm)	Polarity
1	* 2.4835	46.68	Pk	31.9	-22.8	0	55.78	-	-	74	-18.22	86	326	V
2	* 2.48427	53.05	Pk	31.9	-22.7	0	62.25	-	-	74	-11.75	86	326	V
3	* 2.4835	33.97	RMS	31.9	-22.8	0	43.07	54	-10.93	-	-	86	326	V
4	* 2.48369	34.99	RMS	31.9	-22.8	0	44.09	54	-9.91	-	-	86	326	V

* - indicates frequency in CFR47 Pt 15 / IC RSS-Restricted Band
Pk - Peak detector
RMS - RMS detection

UL Korea, Ltd. Suwon Laboratory FORM ID: FCC_15C(04)
218 Maeyeong-ro, Yeongtong-gu, Suwon-si, Gyeonggi-do, 16675, Korea TEL: (031) 337-9902 FAX: (031) 213-5433
UL Korea, Ltd. Confidential
This report shall not be reproduced except in full, without the written approval of UL Korea, Ltd.

HARMONICS AND SPURIOUS EMISSIONS

SU mode (MIMO)

1 CHANNEL HORIZONTAL

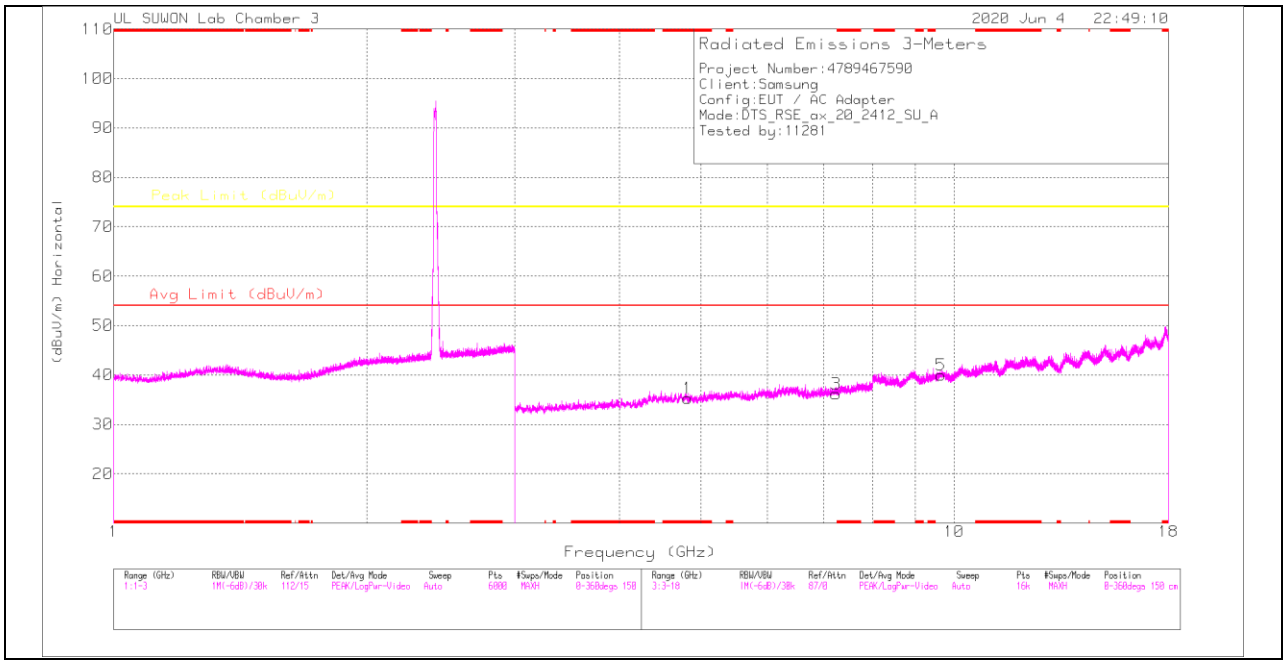

1 CHANNEL VERTICAL

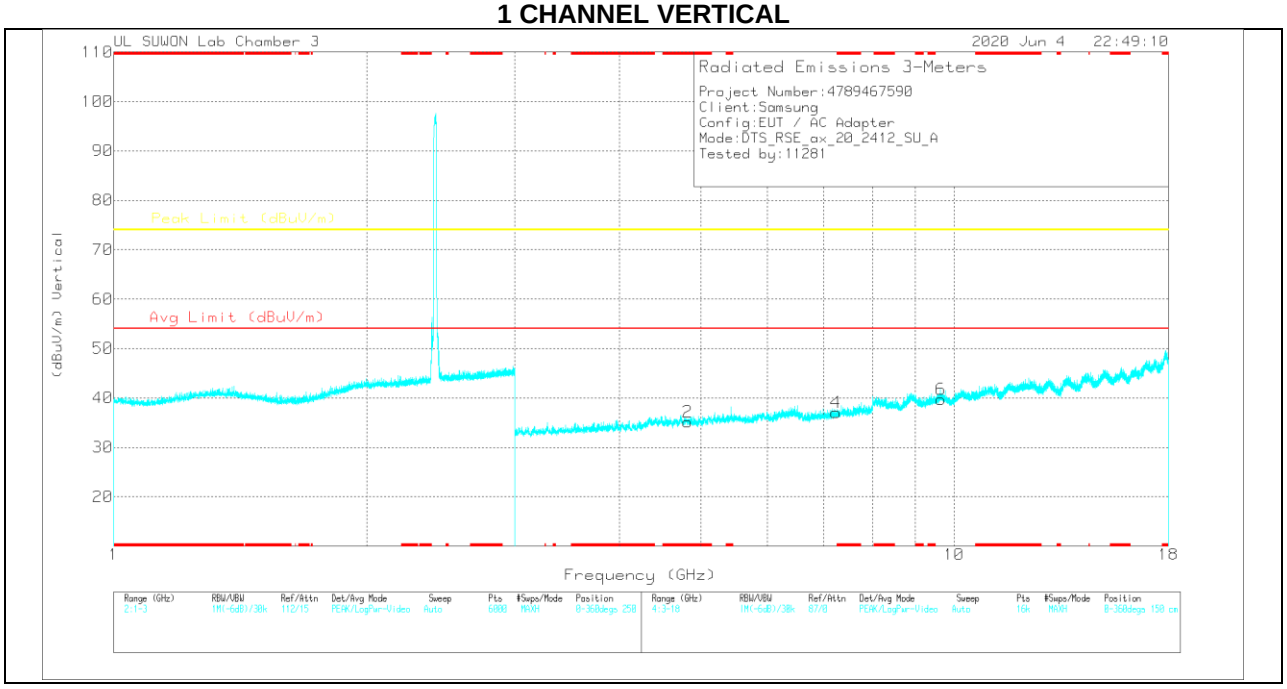

Note: Emission was scanned up to 26GHz; No emissions were detected above the noise floor which was at least 20dB below the specification limit.

UL Korea, Ltd. Suwon Laboratory FORM ID: FCC_15C(04)
218 Maeyeong-ro, Yeongtong-gu, Suwon-si, Gyeonggi-do, 16675, Korea TEL: (031) 337-9902 FAX: (031) 213-5433
UL Korea, Ltd. Confidential
This report shall not be reproduced except in full, without the written approval of UL Korea, Ltd.

1 CHANNEL DATA

Trace Markers

Marker	Frequency (GHz)	Meter Reading (dBuV)	Det	3117_00168717	3GHz_HP[dB]	DC Corr (dB)	Corrected Reading (dBuV/m)	Avg Limit (dBuV/m)	Margin (dB)	Peak Limit (dBuV/m)	Margin (dB)	Azimuth (Degs)	Height (cm)	Polarity
1	* 4.82449	29.21	Pk	34.2	-28.1	0	35.31	-	-	74	-38.69	0-360	250	H
3	7.23683	24.08	Pk	35.8	-23.7	0	36.18	-	-	74	-37.82	0-360	250	H
5	9.64823	22.37	Pk	37.1	-19.5	0	39.97	-	-	74	-34.03	0-360	150	H
2	* 4.82449	29.1	Pk	34.2	-28.1	0	35.2	-	-	74	-38.8	0-360	250	V
4	7.23683	25	Pk	35.8	-23.7	0	37.1	-	-	74	-36.9	0-360	150	V
6	9.64823	22.07	Pk	37.1	-19.5	0	39.67	-	-	74	-34.33	0-360	250	V

* - indicates frequency in CFR47 Pt 15 / IC RSS-Restricted Band
PK – Peak Detector

Radiated Emissions

Frequency (GHz)	Meter Reading (dBuV)	Det	3117_00168717	3GHz_HP[dB]	DC Corr (dB)	Corrected Reading (dBuV/m)	Avg Limit (dBuV/m)	Margin (dB)	Peak Limit (dBuV/m)	Margin (dB)	Azimuth (Degs)	Height (cm)	Polarity
* 4.82937	38.88	PK2	34.2	-28.2	0	44.88	-	-	74	-29.12	0	100	H
7.23112	36.3	PK2	35.8	-23.8	0	48.3	-	-	74	-25.7	0	100	H
9.64671	32.63	PK2	37.1	-19.6	0	50.13	-	-	74	-23.87	0	100	H
* 4.81526	38.99	PK2	34.2	-28	0	45.19	-	-	74	-28.81	0	100	V
7.23495	36.1	PK2	35.8	-23.7	0	48.2	-	-	74	-25.8	0	100	V
9.65327	32.91	PK2	37.1	-19.5	0	50.51	-	-	74	-23.49	0	100	V

* - indicates frequency in CFR47 Pt 15 / IC RSS-Restricted Band
PK2 - KDB558074 Method: Maximum Peak

UL Korea, Ltd. Suwon Laboratory FORM ID: FCC_15C(04)
218 Maeyeong-ro, Yeongtong-gu, Suwon-si, Gyeonggi-do, 16675, Korea TEL: (031) 337-9902 FAX: (031) 213-5433
UL Korea, Ltd. Confidential
This report shall not be reproduced except in full, without the written approval of UL Korea, Ltd.

6 CHANNEL HORIZONTAL

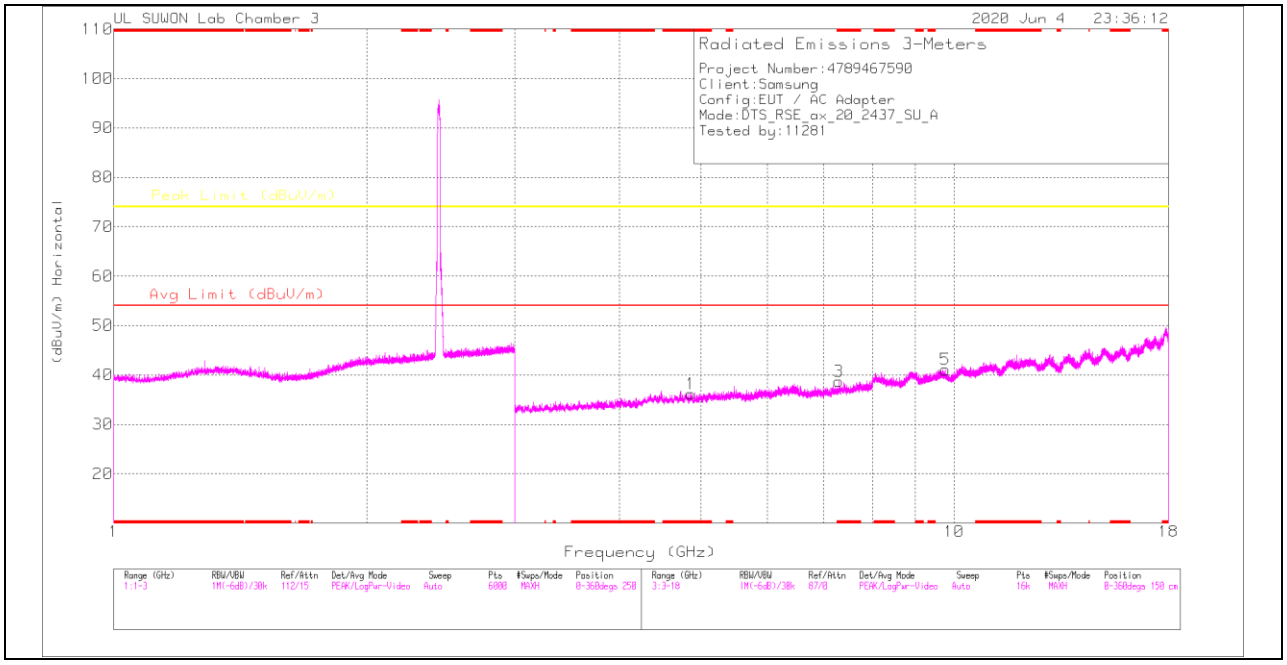

6 CHANNEL VERTICAL

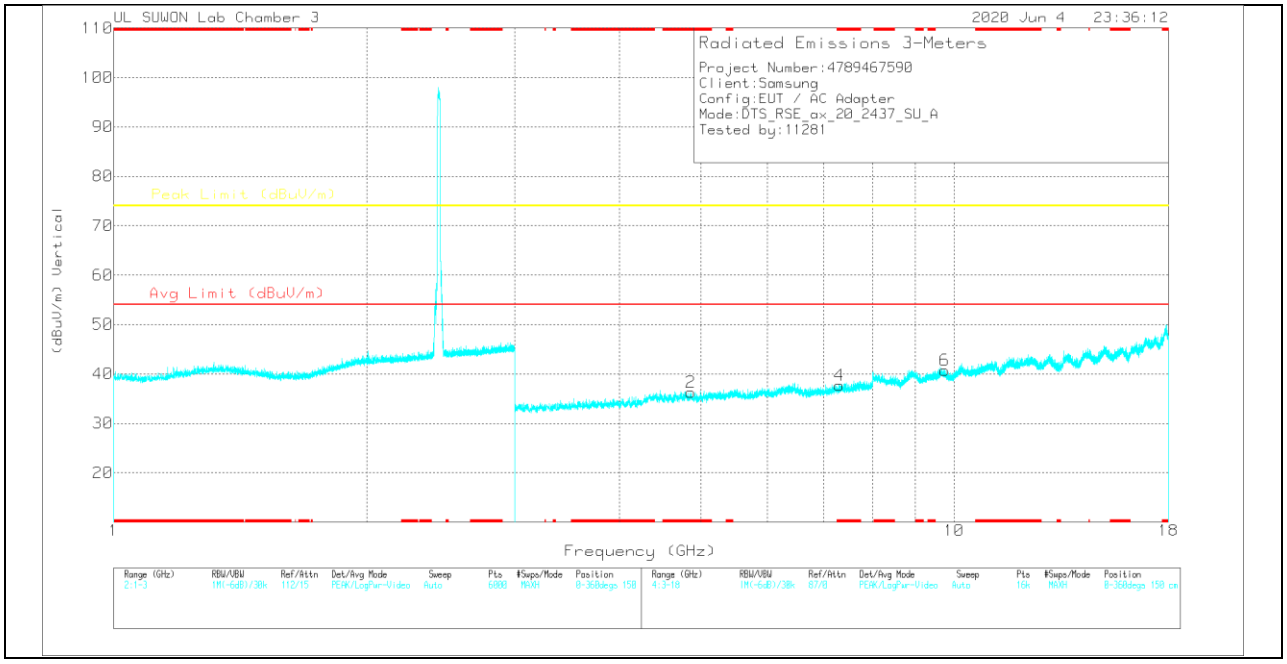

Note: Emission was scanned up to 26GHz; No emissions were detected above the noise floor which was at least 20dB below the specification limit.

UL Korea, Ltd. Suwon Laboratory FORM ID: FCC_15C(04)
218 Maeyeong-ro, Yeongtong-gu, Suwon-si, Gyeonggi-do, 16675, Korea TEL: (031) 337-9902 FAX: (031) 213-5433
UL Korea, Ltd. Confidential
This report shall not be reproduced except in full, without the written approval of UL Korea, Ltd.

6 CHANNEL DATA

Trace Markers

Marker	Frequency (GHz)	Meter Reading (dBuV)	Det	3117_00168717	3GHz_HP[dB]	DC Corr (dB)	Corrected Reading (dBuV/m)	Avg Limit (dBuV/m)	Margin (dB)	Peak Limit (dBuV/m)	Margin (dB)	Azimuth (Degs)	Height (cm)	Polarity
1	* 4.86199	30.48	PK	34.2	-28.5	0	36.18	-	-	74	-37.82	0-360	250	H
3	* 7.29215	26.5	PK	35.8	-23.6	0	38.7	-	-	74	-35.3	0-360	250	H
5	9.7673	23.15	PK	37.3	-19.4	0	41.05	-	-	74	-32.95	0-360	250	H
2	* 4.86293	30.53	PK	34.2	-28.5	0	36.23	-	-	74	-37.77	0-360	250	V
4	* 7.3109	25.16	PK	35.8	-23.3	0	37.66	-	-	74	-36.34	0-360	150	V
6	9.75042	22.84	PK	37.2	-19.3	0	40.74	-	-	74	-33.26	0-360	250	V

* - indicates frequency in CFR47 Pt 15 / IC RSS-Restricted Band
PK – Peak Detector

Radiated Emissions

Frequency (GHz)	Meter Reading (dBuV)	Det	3117_00168717	3GHz_HP[dB]	DC Corr (dB)	Corrected Reading (dBuV/m)	Avg Limit (dBuV/m)	Margin (dB)	Peak Limit (dBuV/m)	Margin (dB)	Azimuth (Degs)	Height (cm)	Polarity
* 4.86351	39.66	PK-U	34.2	-28.5	0	45.36	-	-	74	-28.64	0	100	H
* 7.28691	35.61	PK-U	35.8	-23.5	0	47.91	-	-	74	-26.09	0	100	H
9.77548	32.05	PK-U	37.3	-19.4	0	49.95	-	-	74	-24.05	0	100	H
* 4.86027	39.94	PK-U	34.2	-28.5	0	45.64	-	-	74	-28.36	0	100	V
* 7.30341	35.17	PK-U	35.8	-23.4	0	47.57	-	-	74	-26.43	0	100	V
9.74732	32.52	PK-U	37.2	-19.3	0	50.42	-	-	74	-23.58	0	100	V

* - indicates frequency in CFR47 Pt 15 / IC RSS-Restricted Band
PK2 - KDB558074 Method: Maximum Peak

UL Korea, Ltd. Suwon Laboratory FORM ID: FCC_15C(04)
218 Maeyeong-ro, Yeongtong-gu, Suwon-si, Gyeonggi-do, 16675, Korea TEL: (031) 337-9902 FAX: (031) 213-5433
UL Korea, Ltd. Confidential
This report shall not be reproduced except in full, without the written approval of UL Korea, Ltd.

11 CHANNEL HORIZONTAL

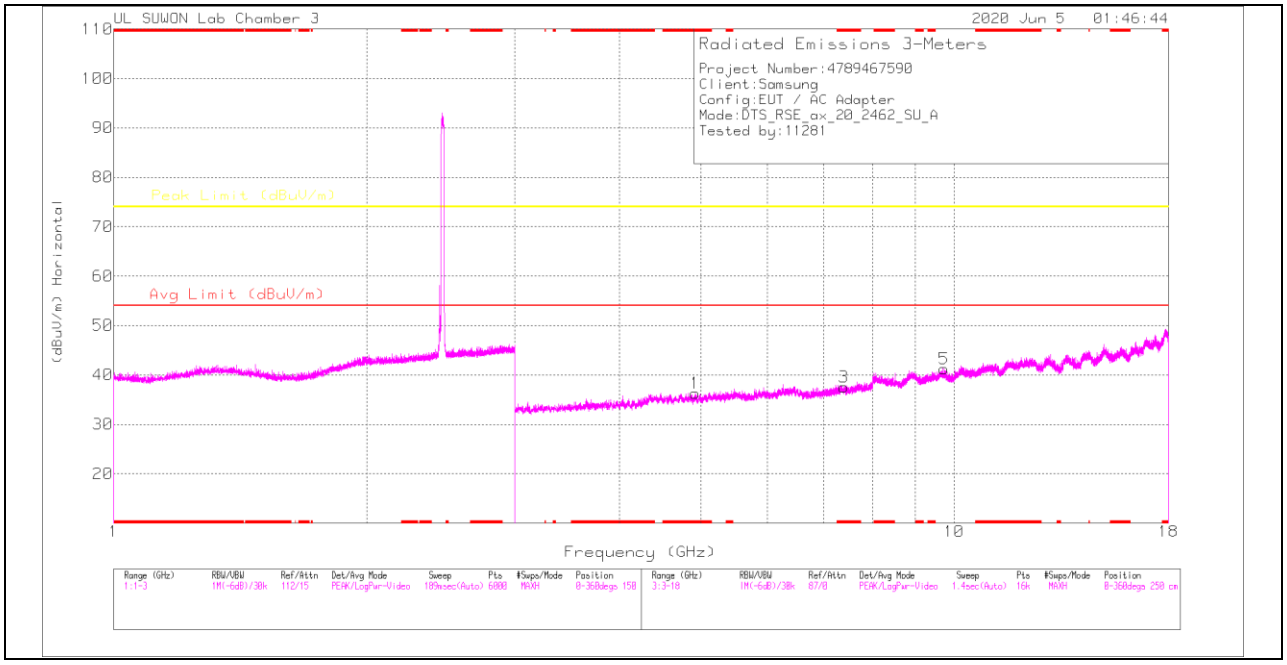

11 CHANNEL VERTICAL

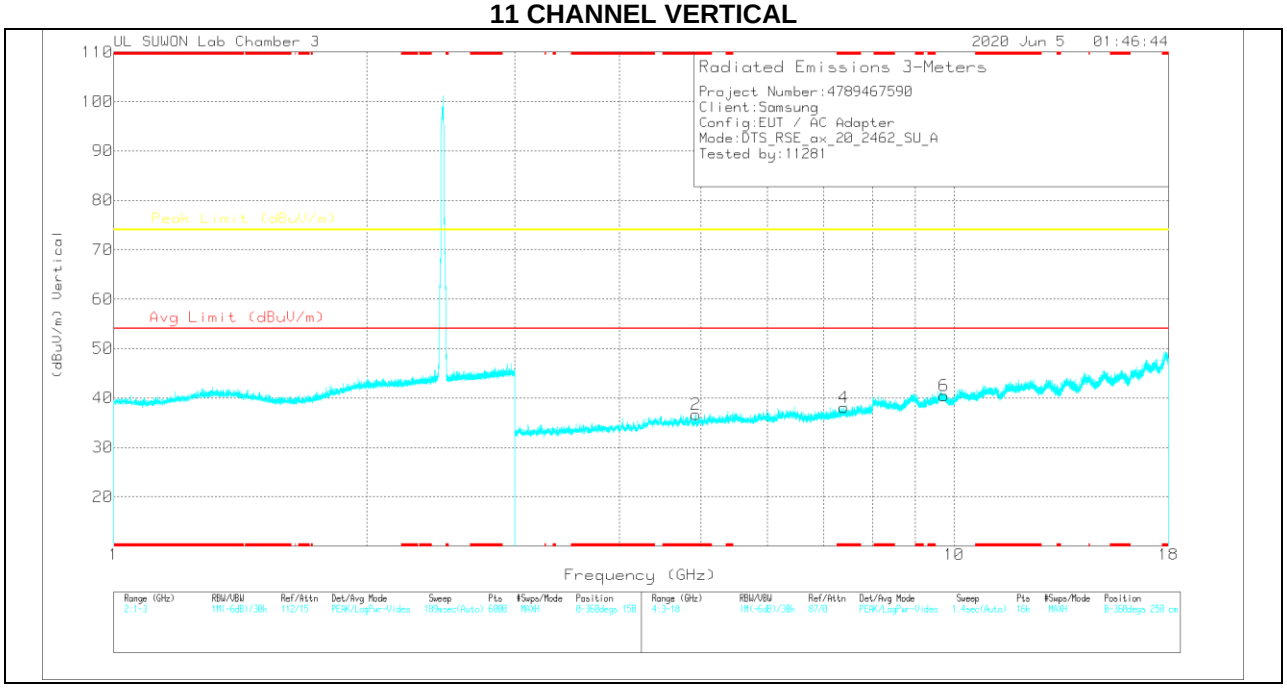

Note: Emission was scanned up to 26GHz; No emissions were detected above the noise floor which was at least 20dB below the specification limit.

UL Korea, Ltd. Suwon Laboratory FORM ID: FCC_15C(04)
218 Maeyeong-ro, Yeongtong-gu, Suwon-si, Gyeonggi-do, 16675, Korea TEL: (031) 337-9902 FAX: (031) 213-5433
UL Korea, Ltd. Confidential
This report shall not be reproduced except in full, without the written approval of UL Korea, Ltd.

11 CHANNEL DATA

Trace Markers

Marker	Frequency (GHz)	Meter Reading (dBuV)	Det	3117_00168717	3GHz_HP[dB]	DC Corr (dB)	Corrected Reading (dBuV/m)	Avg Limit (dBuV/m)	Margin (dB)	Peak Limit (dBuV/m)	Margin (dB)	Azimuth (Degs)	Height (cm)	Polarity
1	* 4.91918	30.84	PK	34.2	-28.8	0	36.24	-	-	74	-37.76	0-360	250	H
3	* 7.39434	24.41	PK	35.8	-22.7	0	37.51	-	-	74	-36.49	0-360	250	H
5	9.72511	23.34	PK	37.2	-19.3	0	41.24	-	-	74	-32.76	0-360	250	H
2	* 4.9295	31.29	PK	34.2	-28.8	0	36.69	-	-	74	-37.31	0-360	150	V
4	* 7.38965	25.01	PK	35.8	-22.7	0	38.11	-	-	74	-35.89	0-360	150	V
6	9.74011	22.53	PK	37.2	-19.3	0	40.43	-	-	74	-33.57	0-360	150	V

* - indicates frequency in CFR47 Pt 15 / IC RSS-Restricted Band
PK – Peak Detector

Radiated Emissions

Frequency (GHz)	Meter Reading (dBuV)	Det	3117_00168717	3GHz_HP[dB]	DC Corr (dB)	Corrected Reading (dBuV/m)	Avg Limit (dBuV/m)	Margin (dB)	Peak Limit (dBuV/m)	Margin (dB)	Azimuth (Degs)	Height (cm)	Polarity
* 4.92052	40.32	PK-U	34.2	-28.8	0	45.72	-	-	74	-28.28	0	100	H
* 7.38745	35.5	PK-U	35.8	-22.7	0	48.6	-	-	74	-25.4	0	100	H
9.7331	31.79	PK-U	37.2	-19.3	0	49.69	-	-	74	-24.31	0	100	H
* 4.92534	39.92	PK-U	34.2	-28.8	0	45.32	-	-	74	-28.68	0	100	V
* 7.39771	34.88	PK-U	35.8	-22.7	0	47.98	-	-	74	-26.02	0	100	V
9.74925	32.58	PK-U	37.2	-19.3	0	50.48	-	-	74	-23.52	0	100	V

* - indicates frequency in CFR47 Pt 15 / IC RSS-Restricted Band
PK2 - KDB558074 Method: Maximum Peak

UL Korea, Ltd. Suwon Laboratory FORM ID: FCC_15C(04)
218 Maeyeong-ro, Yeongtong-gu, Suwon-si, Gyeonggi-do, 16675, Korea TEL: (031) 337-9902 FAX: (031) 213-5433
UL Korea, Ltd. Confidential
This report shall not be reproduced except in full, without the written approval of UL Korea, Ltd.

26T RU mode (MIMO / Low: 4, Mid: 8, High: 8)

1 CHANNEL HORIZONTAL

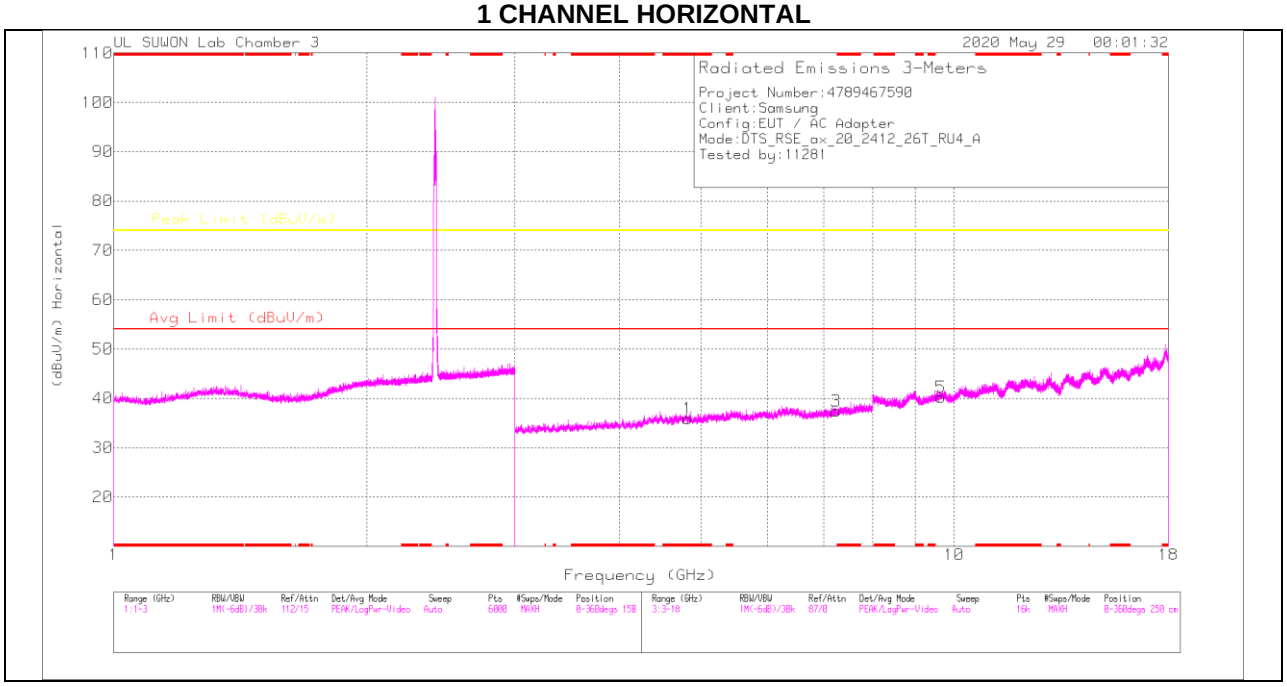

1 CHANNEL VERTICAL

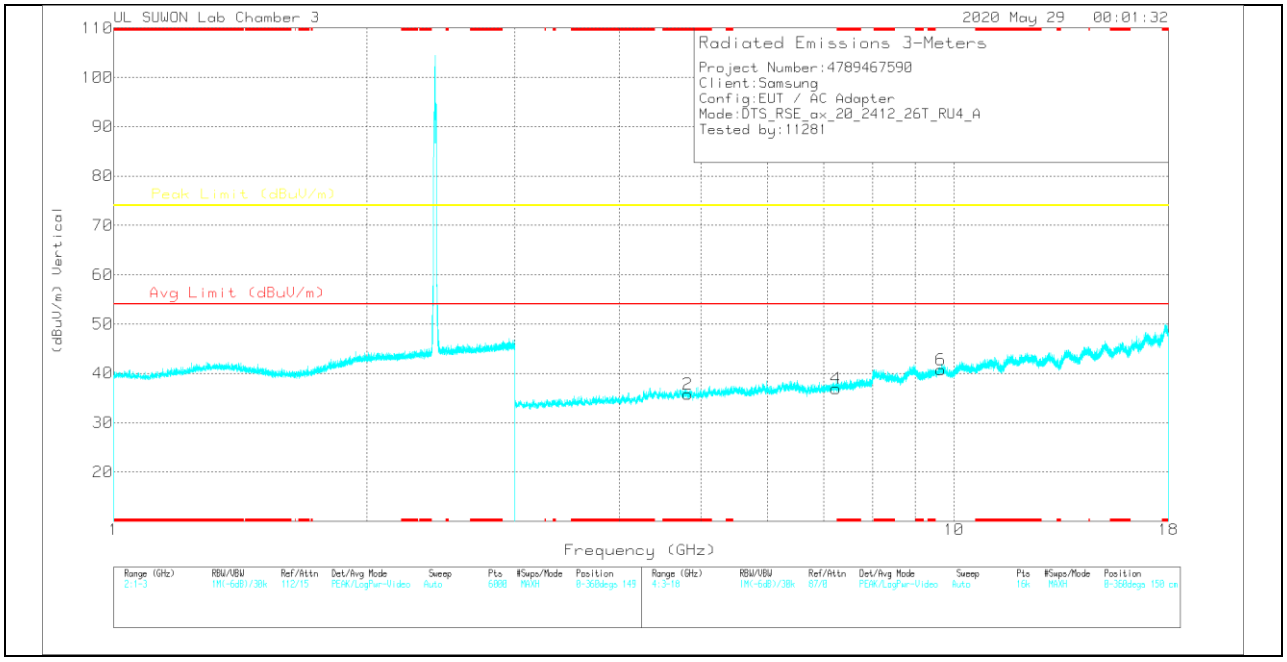

Note: Emission was scanned up to 26GHz; No emissions were detected above the noise floor which was at least 20dB below the specification limit.

UL Korea, Ltd. Suwon Laboratory FORM ID: FCC_15C(04)
218 Maeyeong-ro, Yeongtong-gu, Suwon-si, Gyeonggi-do, 16675, Korea TEL: (031) 337-9902 FAX: (031) 213-5433
UL Korea, Ltd. Confidential
This report shall not be reproduced except in full, without the written approval of UL Korea, Ltd.

1 CHANNEL DATA

Trace Markers

Marker	Frequency (GHz)	Meter Reading (dBuV)	Det	3117_00168717	3GHz_HP[dB]	DC Corr (dB)	Corrected Reading (dBuV/m)	Avg Limit (dBuV/m)	Margin (dB)	Peak Limit (dBuV/m)	Margin (dB)	Azimuth (Degs)	Height (cm)	Polarity
1	* 4.82449	29.86	PK	34.2	-28.1	0	35.96	-	-	74	-38.04	0-360	149	H
3	7.23683	25.33	PK	35.8	-23.7	0	37.43	-	-	74	-36.57	0-360	149	H
5	9.64823	22.67	PK	37.1	-19.5	0	40.27	-	-	74	-33.73	0-360	149	H
2	* 4.82449	29.71	PK	34.2	-28.1	0	35.81	-	-	74	-38.19	0-360	150	V
4	7.23683	24.82	PK	35.8	-23.7	0	36.92	-	-	74	-37.08	0-360	150	V
6	9.64823	23.07	PK	37.1	-19.5	0	40.67	-	-	74	-33.33	0-360	250	V

* - indicates frequency in CFR47 Pt 15 / IC RSS-Restricted Band
PK – Peak Detector

Radiated Emissions

Frequency (GHz)	Meter Reading (dBuV)	Det	3117_00168717	3GHz_HP[dB]	DC Corr (dB)	Corrected Reading (dBuV/m)	Avg Limit (dBuV/m)	Margin (dB)	Peak Limit (dBuV/m)	Margin (dB)	Azimuth (Degs)	Height (cm)	Polarity
* 4.83043	40.13	PK2	34.2	-28.2	0	46.13	-	-	74	-27.87	0	100	H
7.2343	36.3	PK2	35.8	-23.7	0	48.4	-	-	74	-25.6	0	100	H
9.65558	33.06	PK2	37.1	-19.5	0	50.66	-	-	74	-23.34	0	100	H
* 4.8231	39.83	PK2	34.2	-28.1	0	45.93	-	-	74	-28.07	0	100	V
7.237	36.51	PK2	35.8	-23.7	0	48.61	-	-	74	-25.39	0	100	V
9.64409	33.25	PK2	37.1	-19.5	0	50.85	-	-	74	-23.15	0	100	V

* - indicates frequency in CFR47 Pt 15 / IC RSS-Restricted Band
PK2 - KDB558074 Method: Maximum Peak

UL Korea, Ltd. Suwon Laboratory FORM ID: FCC_15C(04)
218 Maeyeong-ro, Yeongtong-gu, Suwon-si, Gyeonggi-do, 16675, Korea TEL: (031) 337-9902 FAX: (031) 213-5433
UL Korea, Ltd. Confidential
This report shall not be reproduced except in full, without the written approval of UL Korea, Ltd.

6 CHANNEL HORIZONTAL

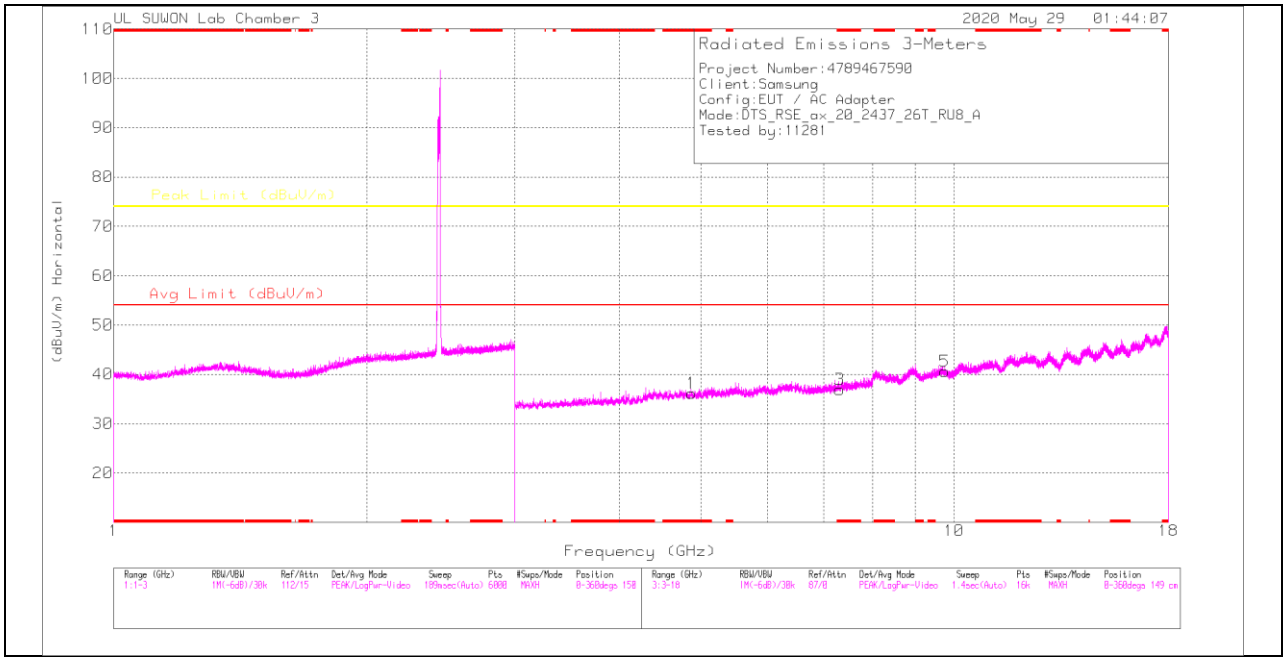

6 CHANNEL VERTICAL

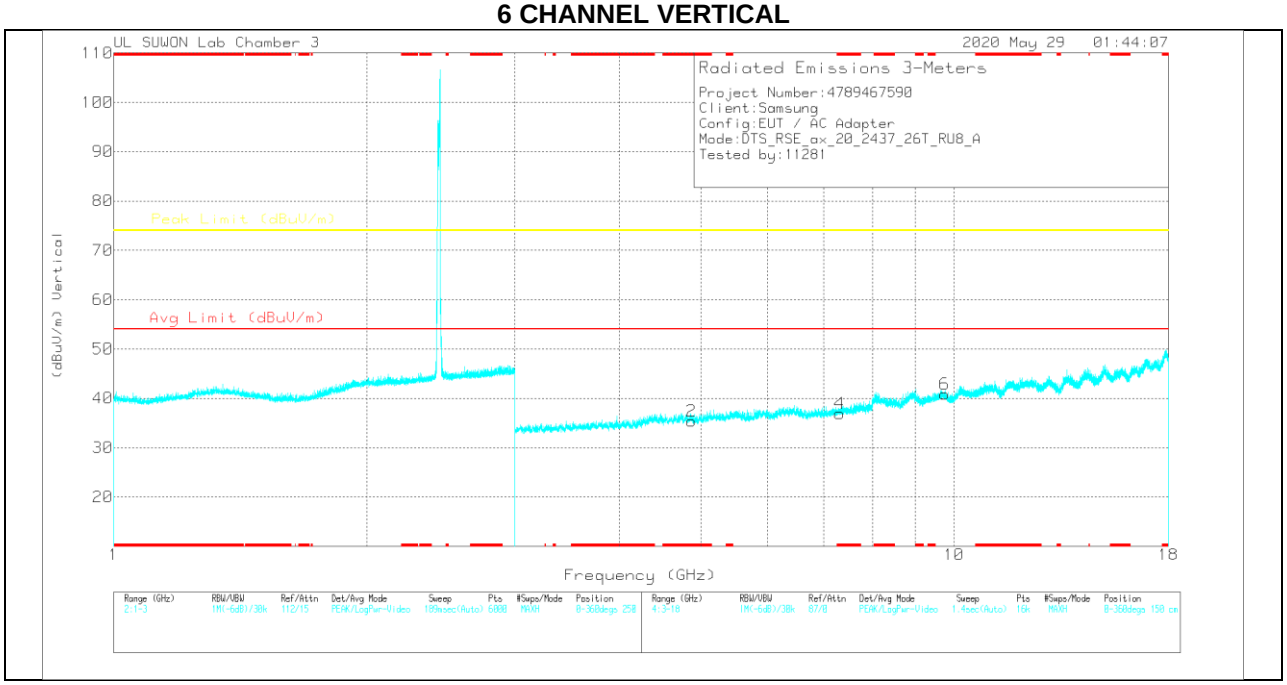

Note: Emission was scanned up to 26GHz; No emissions were detected above the noise floor which was at least 20dB below the specification limit.

UL Korea, Ltd. Suwon Laboratory FORM ID: FCC_15C(04)
218 Maeyeong-ro, Yeongtong-gu, Suwon-si, Gyeonggi-do, 16675, Korea TEL: (031) 337-9902 FAX: (031) 213-5433
UL Korea, Ltd. Confidential
This report shall not be reproduced except in full, without the written approval of UL Korea, Ltd.

6 CHANNEL DATA

Trace Markers

Marker	Frequency (GHz)	Meter Reading (dBuV)	Det	3117_00168717	3GHz_HP[dB]	DC Corr (dB)	Corrected Reading (dBuV/m)	Avg Limit (dBuV/m)	Margin (dB)	Peak Limit (dBuV/m)	Margin (dB)	Azimuth (Degs)	Height (cm)	Polarity
1	* 4.87418	30.67	PK	34.2	-28.7	0	36.17	-	-	74	-37.83	0-360	250	H
3	* 7.31183	24.47	PK	35.8	-23.3	0	36.97	-	-	74	-37.03	0-360	250	H
5	9.74855	22.66	PK	37.2	-19.3	0	40.56	-	-	74	-33.44	0-360	149	H
2	* 4.87418	29.9	PK	34.2	-28.7	0	35.4	-	-	74	-38.6	0-360	250	V
4	* 7.31183	24.39	PK	35.8	-23.3	0	36.89	-	-	74	-37.11	0-360	150	V
6	9.74855	22.96	PK	37.2	-19.3	0	40.86	-	-	74	-33.14	0-360	150	V

* - indicates frequency in CFR47 Pt 15 / IC RSS-Restricted Band
PK – Peak Detector

Radiated Emissions

Frequency (GHz)	Meter Reading (dBuV)	Det	3117_00168717	3GHz_HP[dB]	DC Corr (dB)	Corrected Reading (dBuV/m)	Avg Limit (dBuV/m)	Margin (dB)	Peak Limit (dBuV/m)	Margin (dB)	Azimuth (Degs)	Height (cm)	Polarity
* 4.87958	40.08	PK2	34.2	-28.7	0	45.58	-	-	74	-28.42	0	100	H
* 7.31394	36.16	PK2	35.8	-23.3	0	48.66	-	-	74	-25.34	0	100	H
9.75258	32.77	PK2	37.2	-19.3	0	50.67	-	-	74	-23.33	0	100	H
* 4.87121	40.24	PK2	34.2	-28.6	0	45.84	-	-	74	-28.16	0	100	V
* 7.31521	36.38	PK2	35.8	-23.3	0	48.88	-	-	74	-25.12	0	100	V
9.74793	32.96	PK2	37.2	-19.3	0	50.86	-	-	74	-23.14	0	100	V

* - indicates frequency in CFR47 Pt 15 / IC RSS-Restricted Band
PK2 - KDB558074 Method: Maximum Peak

UL Korea, Ltd. Suwon Laboratory FORM ID: FCC_15C(04)
218 Maeyeong-ro, Yeongtong-gu, Suwon-si, Gyeonggi-do, 16675, Korea TEL: (031) 337-9902 FAX: (031) 213-5433
UL Korea, Ltd. Confidential
This report shall not be reproduced except in full, without the written approval of UL Korea, Ltd.

11 CHANNEL HORIZONTAL

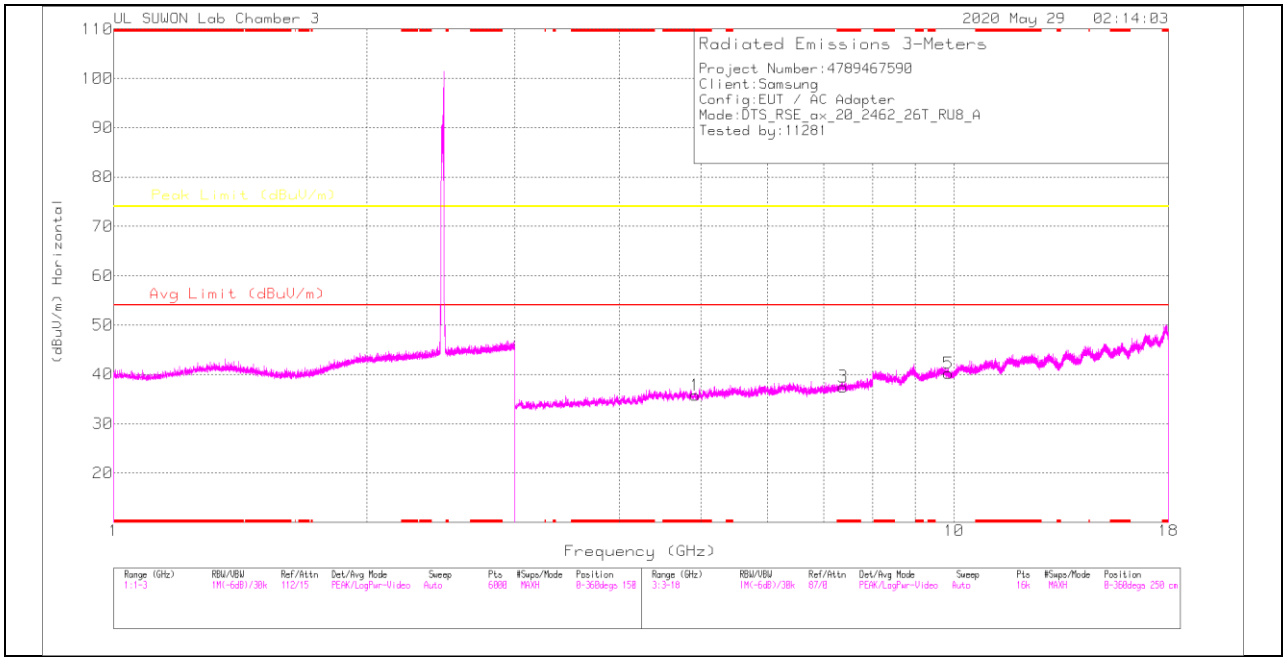

11 CHANNEL VERTICAL

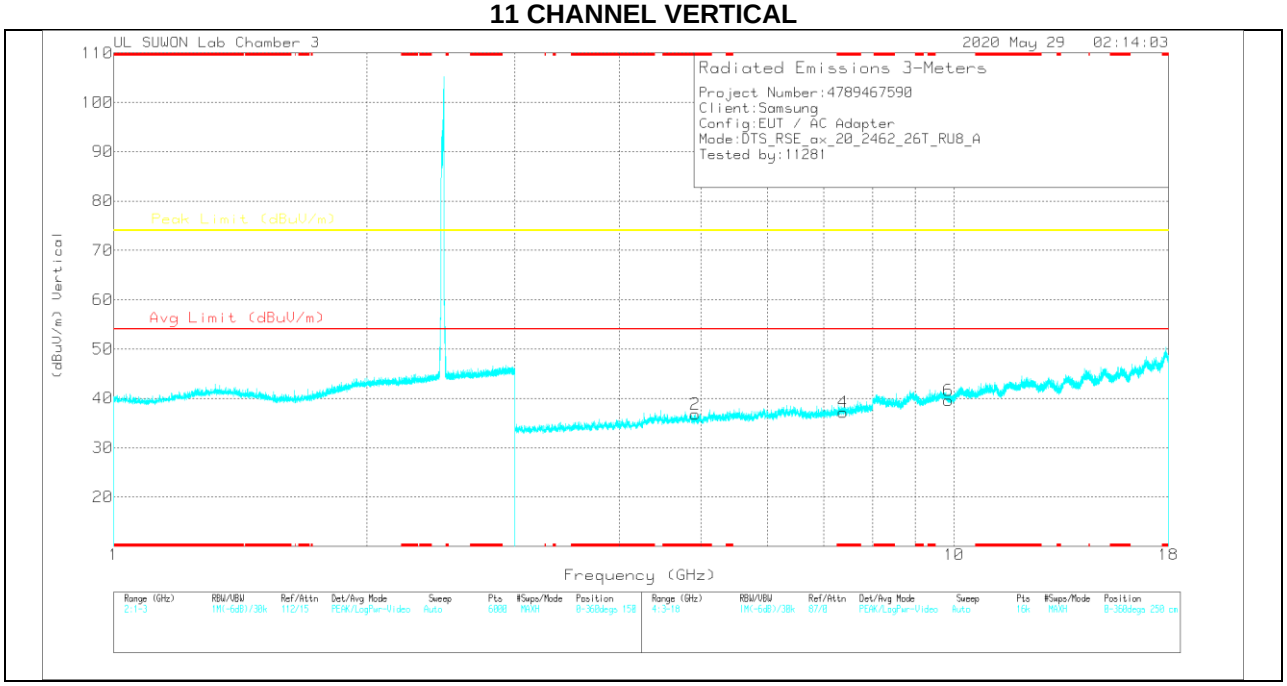

Note: Emission was scanned up to 26GHz; No emissions were detected above the noise floor which was at least 20dB below the specification limit.

UL Korea, Ltd. Suwon Laboratory FORM ID: FCC_15C(04)
218 Maeyeong-ro, Yeongtong-gu, Suwon-si, Gyeonggi-do, 16675, Korea TEL: (031) 337-9902 FAX: (031) 213-5433
UL Korea, Ltd. Confidential
This report shall not be reproduced except in full, without the written approval of UL Korea, Ltd.

11 CHANNEL DATA

Trace Markers

Marker	Frequency (GHz)	Meter Reading (dBuV)	Det	3117_00168717	3GHz_HP[dB]	DC Corr (dB)	Corrected Reading (dBuV/m)	Avg Limit (dBuV/m)	Margin (dB)	Peak Limit (dBuV/m)	Margin (dB)	Azimuth (Degs)	Height (cm)	Polarity
1	* 4.92481	30.34	PK	34.2	-28.8	0	35.74	-	-	74	-38.26	0-360	250	H
3	* 7.38684	24.39	PK	35.8	-22.7	0	37.49	-	-	74	-36.51	0-360	150	H
5	9.84887	22.3	PK	37.4	-19.5	0	40.2	-	-	74	-33.8	0-360	250	H
2	* 4.92481	31.38	PK	34.2	-28.8	0	36.78	-	-	74	-37.22	0-360	150	V
4	* 7.38684	24.02	PK	35.8	-22.7	0	37.12	-	-	74	-36.88	0-360	250	V
6	9.84887	21.73	PK	37.4	-19.5	0	39.63	-	-	74	-34.37	0-360	250	V

* - indicates frequency in CFR47 Pt 15 / IC RSS-Restricted Band
PK – Peak Detector

Radiated Emissions

Frequency (GHz)	Meter Reading (dBuV)	Det	3117_00168717	3GHz_HP[dB]	DC Corr (dB)	Corrected Reading (dBuV/m)	Avg Limit (dBuV/m)	Margin (dB)	Peak Limit (dBuV/m)	Margin (dB)	Azimuth (Degs)	Height (cm)	Polarity
* 4.92342	41.35	PK2	34.2	-28.8	0	46.75	-	-	74	-27.25	0	100	H
* 7.39493	35.48	PK2	35.8	-22.7	0	48.58	-	-	74	-25.42	0	100	H
9.85022	32.54	PK2	37.4	-19.5	0	50.44	-	-	74	-23.56	0	100	H
* 4.92997	40.63	PK2	34.2	-28.8	0	46.03	-	-	74	-27.97	0	100	V
* 7.39465	35.34	PK2	35.8	-22.7	0	48.44	-	-	74	-25.56	0	100	V
9.84993	31.84	PK2	37.4	-19.5	0	49.74	-	-	74	-24.26	0	100	V

* - indicates frequency in CFR47 Pt 15 / IC RSS-Restricted Band
PK2 - KDB558074 Method: Maximum Peak

UL Korea, Ltd. Confidential
This report shall not be reproduced except in full, without the written approval of UL Korea, Ltd.

11.2. WORST-CASE BELOW 1 GHz

SPURIOUS EMISSIONS 30 TO 1000 MHz

Please refer to the FCC Report DTS 802.11b_g_n WLAN(Report No.: 4789467590-E3)

12. AC POWER LINE CONDUCTED EMISSIONS

LIMITS

FCC §15.207 (a)

Frequency of Emission (MHz)	Conducted Limit (dBuV)	
	Quasi-peak	Average
0.15-0.5	66 to 56 *	56 to 46 *
0.5-5	56	46
5-30	60	50

* Decreases with the logarithm of the frequency.

TEST PROCEDURE

The EUT is placed on a non-conducting table 40 cm from the vertical ground plane and 80 cm above the horizontal ground plane. The EUT is configured in accordance with ANSI C63.10.

The receiver is set to a resolution bandwidth of 9 kHz. Peak detection is used unless otherwise noted as quasi-peak or average.

Line conducted data is recorded for both NEUTRAL and HOT lines.

RESULTS

WORST EMISSIONS

Please refer to the FCC Report DTS 802.11b_g_n WLAN(Report No.: 4789467590-E3)

END OF REPORT

UL Korea, Ltd. Suwon Laboratory FORM ID: FCC_15C(04)
218 Maeyeong-ro, Yeongtong-gu, Suwon-si, Gyeonggi-do, 16675, Korea TEL: (031) 337-9902 FAX: (031) 213-5433

UL Korea, Ltd. Confidential
This report shall not be reproduced except in full, without the written approval of UL Korea, Ltd.