PCTEST
7185 Oakland Mills Road, Columbia, MD 21046 USA
Tel. 410.290.6652 / Fax 410.290.6654
http://www.pctest.com



# MEASUREMENT REPORT
## LTE

**Applicant Name:**
Samsung Electronics Co., Ltd.
129, Samsung-ro,
Yeongtong-gu, Suwon-si
Gyeonggi-do, 16677, Korea

**Date of Testing:**
05/04 – 07/11/2020
**Test Site/Location:**
PCTEST Lab. Columbia, MD, USA
**Test Report Serial No.:**
1M2005040080-03.A3L

| | |
|---|---|
| **FCC ID:** | **A3LSMF707U** |
| **APPLICANT:** | **Samsung Electronics Co., Ltd.** |

| | |
|---|---|
| **Application Type:** | Certification |
| **Model:** | SM-F707U |
| **Additional Model(s):** | SM-F707U1, SM-F707W |
| **EUT Type:** | Portable Handset |
| **FCC Classification:** | PCS Licensed Transmitter Held to Ear (PCE) |
| **FCC Rule Part(s):** | 22, 24, & 27 |
| **Test Procedure(s):** | ANSI C63.26-2015, ANSI/TIA-603-E-2016, KDB 971168 D01 v03r01<br>KDB 648474 D03 v01r04 |

This equipment has been shown to be capable of compliance with the applicable technical standards as indicated in the measurement report and was tested in accordance with the measurement procedures specified in §2.947. Test results reported herein relate only to the item(s) tested.

I attest to the accuracy of data. All measurements reported herein were performed by me or were made under my supervision and are correct to the best of my knowledge and belief. I assume full responsibility for the completeness of these measurements and vouch for the qualifications of all persons taking them.

Randy Ortanez
President

ACCREDITED
CERT #2041.01


© 2020 PCTEST
All rights reserved. Unless otherwise specified, no part of this report may be reproduced or utilized in any part, form or by any means, electronic or mechanical, including photocopying and microfilm, without permission in writing from PCTEST. If you have any questions about this international copyright or have an enquiry about obtaining additional rights to this report or assembly of contents thereof, please contact INFO@PCTEST.COM.

# TABLE OF CONTENTS


1.0 INTRODUCTION ..... 9
- 1.1 Scope ..... 9
- 1.2 PCTEST Test Location ..... 9
- 1.3 Test Facility / Accreditations ..... 9

2.0 PRODUCT INFORMATION ..... 10
- 2.1 Equipment Description ..... 10
- 2.2 Device Capabilities ..... 10
- 2.3 Test Configuration ..... 10
- 2.4 EMI Suppression Device(s)/Modifications ..... 10

3.0 DESCRIPTION OF TESTS ..... 11
- 3.1 Measurement Procedure ..... 11
- 3.2 Radiated Power and Radiated Spurious Emissions ..... 11

4.0 MEASUREMENT UNCERTAINTY ..... 12

5.0 TEST EQUIPMENT CALIBRATION DATA ..... 13

6.0 SAMPLE CALCULATIONS ..... 14

7.0 TEST RESULTS ..... 15
- 7.1 Summary ..... 15
- 7.2 Occupied Bandwidth ..... 17
- 7.3 Spurious and Harmonic Emissions at Antenna Terminal ..... 150
- 7.4 Band Edge Emissions at Antenna Terminal ..... 218
- 7.5 Peak-Average Ratio ..... 325
- 7.6 Uplink Carrier Aggregation ..... 370
- 7.7 Radiated Power (ERP/EIRP) ..... 391
- 7.8 Radiated Spurious Emissions Measurements ..... 407
- 7.9 Uplink Carrier Aggregation Radiated Measurements ..... 438
- 7.10 Frequency Stability / Temperature Variation ..... 448

8.0 CONCLUSION ..... 467





© 2020 PCTEST

All rights reserved. Unless otherwise specified, no part of this report may be reproduced or utilized in any part, form or by any means, electronic or mechanical, including photocopying and microfilm, without permission in writing from PCTEST. If you have any questions about this international copyright or have an enquiry about obtaining additional rights to this report or assembly of contents thereof, please contact INFO@PCTEST.COM.

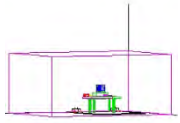

# MEASUREMENT REPORT
## FCC Part 22, 24, & 27

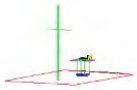

| Mode | FCC Rule Part | Tx Frequency (MHz) | ERP | | EIRP | | Emission Designator | Modulation |
|---|---|---|---|---|---|---|---|---|
| | | | Max. Power (W) | Max. Power (dBm) | Max. Power (W) | Max. Power (dBm) | | |
| LTE Band 71 | 27 | 665.5 - 695.5 | 0.064 | 18.09 | | | 4M52G7D | QPSK |
| LTE Band 71 | 27 | 665.5 - 695.5 | 0.059 | 17.68 | | | 4M51W7D | 16QAM |
| LTE Band 71 | 27 | 665.5 - 695.5 | 0.046 | 16.64 | | | 4M52W7D | 64QAM |
| LTE Band 71 | 27 | 665.5 - 695.5 | 0.029 | 14.68 | | | 4M51W7D | 256QAM |
| LTE Band 71 | 27 | 668 - 693 | 0.065 | 18.15 | | | 9M03G7D | QPSK |
| LTE Band 71 | 27 | 668 - 693 | 0.061 | 17.88 | | | 8M99W7D | 16QAM |
| LTE Band 71 | 27 | 668 - 693 | 0.048 | 16.78 | | | 9M02W7D | 64QAM |
| LTE Band 71 | 27 | 668 - 693 | 0.029 | 14.56 | | | 9M00W7D | 256QAM |
| LTE Band 71 | 27 | 670.5 - 690.5 | 0.065 | 18.13 | | | 13M6G7D | QPSK |
| LTE Band 71 | 27 | 670.5 - 690.5 | 0.059 | 17.72 | | | 13M6W7D | 16QAM |
| LTE Band 71 | 27 | 670.5 - 690.5 | 0.048 | 16.78 | | | 13M6W7D | 64QAM |
| LTE Band 71 | 27 | 670.5 - 690.5 | 0.030 | 14.73 | | | 13M6W7D | 256QAM |
| LTE Band 71 | 27 | 673 - 688 | 0.067 | 18.23 | | | 18M1G7D | QPSK |
| LTE Band 71 | 27 | 673 - 688 | 0.057 | 17.52 | | | 18M1W7D | 16QAM |
| LTE Band 71 | 27 | 673 - 688 | 0.045 | 16.54 | | | 18M1W7D | 64QAM |
| LTE Band 71 | 27 | 673 - 688 | 0.029 | 14.69 | | | 18M1W7D | 256QAM |
| LTE Band 12 | 27 | 699.7 - 715.3 | 0.087 | 19.40 | 0.143 | 21.55 | 1M09G7D | QPSK |
| LTE Band 12 | 27 | 699.7 - 715.3 | 0.078 | 18.89 | 0.127 | 21.04 | 1M10W7D | 16QAM |
| LTE Band 12 | 27 | 699.7 - 715.3 | 0.058 | 17.63 | 0.095 | 19.78 | 1M09W7D | 64QAM |
| LTE Band 12 | 27 | 699.7 - 715.3 | 0.040 | 15.98 | 0.065 | 18.13 | 1M09W7D | 256QAM |
| LTE Band 12 | 27 | 700.5 - 714.5 | 0.089 | 19.49 | 0.146 | 21.64 | 2M70G7D | QPSK |
| LTE Band 12 | 27 | 700.5 - 714.5 | 0.079 | 18.97 | 0.130 | 21.12 | 2M71W7D | 16QAM |
| LTE Band 12 | 27 | 700.5 - 714.5 | 0.060 | 17.76 | 0.098 | 19.91 | 2M70W7D | 64QAM |
| LTE Band 12 | 27 | 700.5 - 714.5 | 0.041 | 16.10 | 0.067 | 18.25 | 2M71W7D | 256QAM |
| LTE Band 12 | 27 | 701.5 - 713.5 | 0.090 | 19.56 | 0.148 | 21.71 | 4M50G7D | QPSK |
| LTE Band 12 | 27 | 701.5 - 713.5 | 0.075 | 18.75 | 0.123 | 20.90 | 4M50W7D | 16QAM |
| LTE Band 12 | 27 | 701.5 - 713.5 | 0.058 | 17.60 | 0.094 | 19.75 | 4M52W7D | 64QAM |
| LTE Band 12 | 27 | 701.5 - 713.5 | 0.038 | 15.84 | 0.063 | 17.99 | 4M50W7D | 256QAM |
| LTE Band 12 | 27 | 704 - 711 | 0.095 | 19.77 | 0.156 | 21.92 | 9M01G7D | QPSK |
| LTE Band 12 | 27 | 704 - 711 | 0.080 | 19.01 | 0.131 | 21.16 | 8M96W7D | 16QAM |
| LTE Band 12 | 27 | 704 - 711 | 0.058 | 17.64 | 0.095 | 19.79 | 8M98W7D | 64QAM |
| LTE Band 12 | 27 | 704 - 711 | 0.039 | 15.96 | 0.065 | 18.11 | 8M96W7D | 256QAM |
| LTE Band 13 | 27 | 779.5 - 784.5 | 0.060 | 17.76 | 0.098 | 19.91 | 4M51G7D | QPSK |
| LTE Band 13 | 27 | 779.5 - 784.5 | 0.054 | 17.32 | 0.089 | 19.47 | 4M50W7D | 16QAM |
| LTE Band 13 | 27 | 779.5 - 784.5 | 0.046 | 16.67 | 0.076 | 18.82 | 4M49W7D | 64QAM |
| LTE Band 13 | 27 | 779.5 - 784.5 | 0.041 | 16.11 | 0.067 | 18.26 | 4M50W7D | 256QAM |
| LTE Band 13 | 27 | 782 | 0.063 | 18.02 | 0.104 | 20.17 | 8M97G7D | QPSK |
| LTE Band 13 | 27 | 782 | 0.055 | 17.41 | 0.090 | 19.56 | 8M95W7D | 16QAM |
| LTE Band 13 | 27 | 782 | 0.043 | 16.38 | 0.071 | 18.53 | 8M95W7D | 64QAM |
| LTE Band 13 | 27 | 782 | 0.025 | 13.92 | 0.040 | 16.07 | 8M93W7D | 256QAM |
| LTE Band 26/5 | 22H | 824.7 - 848.3 | 0.093 | 19.66 | 0.152 | 21.81 | 1M09G7D | QPSK |
| LTE Band 26/5 | 22H | 824.7 - 848.3 | 0.074 | 18.71 | 0.122 | 20.86 | 1M10W7D | 16QAM |
| LTE Band 26/5 | 22H | 824.7 - 848.3 | 0.064 | 18.03 | 0.104 | 20.18 | 1M10W7D | 64QAM |
| LTE Band 26/5 | 22H | 824.7 - 848.3 | 0.036 | 15.58 | 0.059 | 17.73 | 1M09W7D | 256QAM |
| LTE Band 26/5 | 22H | 825.5 - 847.5 | 0.097 | 19.88 | 0.159 | 22.03 | 2M70G7D | QPSK |
| LTE Band 26/5 | 22H | 825.5 - 847.5 | 0.076 | 18.79 | 0.124 | 20.94 | 2M71W7D | 16QAM |
| LTE Band 26/5 | 22H | 825.5 - 847.5 | 0.063 | 17.97 | 0.103 | 20.12 | 2M70W7D | 64QAM |
| LTE Band 26/5 | 22H | 825.5 - 847.5 | 0.036 | 15.62 | 0.060 | 17.77 | 2M70W7D | 256QAM |
| LTE Band 26/5 | 22H | 826.5 - 846.5 | 0.098 | 19.93 | 0.162 | 22.08 | 4M50G7D | QPSK |
| LTE Band 26/5 | 22H | 826.5 - 846.5 | 0.076 | 18.80 | 0.125 | 20.95 | 4M49W7D | 16QAM |
| LTE Band 26/5 | 22H | 826.5 - 846.5 | 0.063 | 18.01 | 0.104 | 20.16 | 4M51W7D | 64QAM |
| LTE Band 26/5 | 22H | 826.5 - 846.5 | 0.037 | 15.69 | 0.061 | 17.84 | 4M50W7D | 256QAM |
| LTE Band 26/5 | 22H | 829 - 844 | 0.092 | 19.64 | 0.151 | 21.79 | 8M99G7D | QPSK |
| LTE Band 26/5 | 22H | 829 - 844 | 0.077 | 18.89 | 0.127 | 21.04 | 8M99W7D | 16QAM |
| LTE Band 26/5 | 22H | 829 - 844 | 0.060 | 17.79 | 0.099 | 19.94 | 9M00W7D | 64QAM |
| LTE Band 26/5 | 22H | 829 - 844 | 0.037 | 15.64 | 0.060 | 17.79 | 8M98W7D | 256QAM |
| LTE Band 26 | 22H | 831.5 - 841.5 | 0.096 | 19.81 | 0.157 | 21.96 | 13M5G7D | QPSK |
| LTE Band 26 | 22H | 831.5 - 841.5 | 0.070 | 18.43 | 0.114 | 20.58 | 13M5W7D | 16QAM |
| LTE Band 26 | 22H | 831.5 - 841.5 | 0.065 | 18.12 | 0.106 | 20.27 | 13M5W7D | 64QAM |
| LTE Band 26 | 22H | 831.5 - 841.5 | 0.038 | 15.82 | 0.063 | 17.97 | 13M5W7D | 256QAM |

**EUT Overview (<1 GHz)**



© 2020 PCTEST
V 9.0 02/01/2019
All rights reserved. Unless otherwise specified, no part of this report may be reproduced or utilized in any part, form or by any means, electronic or mechanical, including photocopying and microfilm, without permission in writing from PCTEST. If you have any questions about this international copyright or have an enquiry about obtaining additional rights to this report or assembly of contents thereof, please contact INFO@PCTEST.COM.

| Mode | Bandwidth | Modulation | Tx Frequency Range [MHz] | ERP | | Emission Designator |
|---|---|---|---|---|---|---|
| | | | | Max. Power [W] | Max. Power [dBm] | |
| NR Band n71 | 20 MHz | π/2 BPSK | 673.0 - 688.0 | 0.041 | 16.11 | 18M0G7D |
| | | QPSK | 673.0 - 688.0 | 0.041 | 16.16 | 18M0G7D |
| | | 16QAM | 673.0 - 688.0 | 0.034 | 15.34 | 18M0W7D |
| | | 64QAM | 673.0 - 688.0 | 0.021 | 13.16 | 18M0W7D |
| | | 256QAM | 673.0 - 688.0 | 0.016 | 11.97 | 17M9W7D |
| | 15 MHz | π/2 BPSK | 670.5 - 690.5 | 0.040 | 16.04 | 13M5G7D |
| | | QPSK | 670.5 - 690.5 | 0.039 | 15.92 | 13M5G7D |
| | | 16QAM | 670.5 - 690.5 | 0.035 | 15.48 | 13M5W7D |
| | | 64QAM | 670.5 - 690.5 | 0.021 | 13.15 | 13M5W7D |
| | | 256QAM | 670.5 - 690.5 | 0.015 | 11.76 | 13M5W7D |
| | 10 MHz | π/2 BPSK | 668.0 - 693.0 | 0.041 | 16.09 | 9M00G7D |
| | | QPSK | 668.0 - 693.0 | 0.040 | 15.97 | 9M02G7D |
| | | 16QAM | 668.0 - 693.0 | 0.031 | 14.85 | 9M06W7D |
| | | 64QAM | 668.0 - 693.0 | 0.019 | 12.82 | 8M96W7D |
| | | 256QAM | 668.0 - 693.0 | 0.014 | 11.44 | 8M99W7D |
| | 5 MHz | π/2 BPSK | 665.5 - 695.5 | 0.040 | 16.06 | 4M53G7D |
| | | QPSK | 665.5 - 695.5 | 0.040 | 16.02 | 4M50G7D |
| | | 16QAM | 665.5 - 695.5 | 0.034 | 15.27 | 4M55W7D |
| | | 64QAM | 665.5 - 695.5 | 0.020 | 12.92 | 4M50W7D |
| | | 256QAM | 665.5 - 695.5 | 0.014 | 11.48 | 4M53W7D |

**EUT Overview (NR n71)**

| Mode | Bandwidth | Modulation | Tx Frequency Range [MHz] | ERP | | EIRP | | Emission Designator |
|---|---|---|---|---|---|---|---|---|
| | | | | Max. Power [W] | Max. Power [dBm] | Max. Power [W] | Max. Power [dBm] | |
| NR Band n5 | 20 MHz | π/2 BPSK | 834.0 - 839.0 | 0.069 | 18.38 | 0.113 | 20.53 | 18M0G7D |
| | | QPSK | 834.0 - 839.0 | 0.072 | 18.56 | 0.118 | 20.71 | 18M0G7D |
| | | 16QAM | 834.0 - 839.0 | 0.060 | 17.77 | 0.098 | 19.92 | 17M9W7D |
| | | 64QAM | 834.0 - 839.0 | 0.047 | 16.73 | 0.077 | 18.88 | 18M0W7D |
| | | 256QAM | 834.0 - 839.0 | 0.029 | 14.69 | 0.048 | 16.84 | 17M9W7D |
| | 15 MHz | π/2 BPSK | 831.5 - 841.5 | 0.042 | 16.22 | 0.042 | 16.22 | 13M4G7D |
| | | QPSK | 831.5 - 841.5 | 0.045 | 16.53 | 0.045 | 16.53 | 13M5G7D |
| | | 16QAM | 831.5 - 841.5 | 0.035 | 15.44 | 0.035 | 15.44 | 13M5W7D |
| | | 64QAM | 831.5 - 841.5 | 0.029 | 14.60 | 0.029 | 14.60 | 13M5W7D |
| | | 256QAM | 831.5 - 841.5 | 0.017 | 12.41 | 0.017 | 12.41 | 13M5W7D |
| | 10 MHz | π/2 BPSK | 829.0 - 844.0 | 0.043 | 16.36 | 0.043 | 16.36 | 9M00G7D |
| | | QPSK | 829.0 - 844.0 | 0.042 | 16.25 | 0.042 | 16.25 | 9M00G7D |
| | | 16QAM | 829.0 - 844.0 | 0.035 | 15.44 | 0.035 | 15.44 | 9M06W7D |
| | | 64QAM | 829.0 - 844.0 | 0.029 | 14.62 | 0.029 | 14.62 | 8M96W7D |
| | | 256QAM | 829.0 - 844.0 | 0.018 | 12.50 | 0.018 | 12.50 | 9M00W7D |
| | 5 MHz | π/2 BPSK | 826.5 - 846.5 | 0.045 | 16.52 | 0.045 | 16.52 | 4M55G7D |
| | | QPSK | 826.5 - 846.5 | 0.046 | 16.66 | 0.046 | 16.66 | 4M54G7D |
| | | 16QAM | 826.5 - 846.5 | 0.037 | 15.66 | 0.037 | 15.66 | 4M53W7D |
| | | 64QAM | 826.5 - 846.5 | 0.032 | 14.99 | 0.032 | 14.99 | 4M51W7D |
| | | 256QAM | 826.5 - 846.5 | 0.018 | 12.60 | 0.018 | 12.60 | 4M56W7D |

**EUT Overview (NR n5)**




© 2020 PCTEST V 9.0 02/01/2019

All rights reserved. Unless otherwise specified, no part of this report may be reproduced or utilized in any part, form or by any means, electronic or mechanical, including photocopying and microfilm, without permission in writing from PCTEST. If you have any questions about this international copyright or have an enquiry about obtaining additional rights to this report or assembly of contents thereof, please contact INFO@PCTEST.COM.

| Mode | FCC Rule Part | Tx Frequency (MHz) | EIRP | | Emission Designator | Modulation |
|---|---|---|---|---|---|---|
| | | | Max. Power (W) | Max. Power (dBm) | | |
| LTE Band 66/4 | 27 | 1710.7 - 1779.3 | 0.193 | 22.85 | 1M10G7D | QPSK |
| LTE Band 66/4 | 27 | 1710.7 - 1779.3 | 0.150 | 21.77 | 1M10W7D | 16QAM |
| LTE Band 66/4 | 27 | 1710.7 - 1779.3 | 0.095 | 19.79 | 1M10W7D | 64QAM |
| LTE Band 66/4 | 27 | 1710.7 - 1779.3 | 0.064 | 18.04 | 1M09W7D | 256QAM |
| LTE Band 66/4 | 27 | 1711.5 - 1778.5 | 0.185 | 22.68 | 2M70G7D | QPSK |
| LTE Band 66/4 | 27 | 1711.5 - 1778.5 | 0.150 | 21.77 | 2M71W7D | 16QAM |
| LTE Band 66/4 | 27 | 1711.5 - 1778.5 | 0.093 | 19.67 | 2M70W7D | 64QAM |
| LTE Band 66/4 | 27 | 1711.5 - 1778.5 | 0.064 | 18.06 | 2M71W7D | 256QAM |
| LTE Band 66/4 | 27 | 1712.5 - 1777.5 | 0.184 | 22.64 | 4M51G7D | QPSK |
| LTE Band 66/4 | 27 | 1712.5 - 1777.5 | 0.152 | 21.82 | 4M51W7D | 16QAM |
| LTE Band 66/4 | 27 | 1712.5 - 1777.5 | 0.095 | 19.76 | 4M50W7D | 64QAM |
| LTE Band 66/4 | 27 | 1712.5 - 1777.5 | 0.065 | 18.16 | 4M50W7D | 256QAM |
| LTE Band 66/4 | 27 | 1715 - 1775 | 0.183 | 22.63 | 9M02G7D | QPSK |
| LTE Band 66/4 | 27 | 1715 - 1775 | 0.149 | 21.72 | 8M97W7D | 16QAM |
| LTE Band 66/4 | 27 | 1715 - 1775 | 0.093 | 19.70 | 9M00W7D | 64QAM |
| LTE Band 66/4 | 27 | 1715 - 1775 | 0.060 | 17.77 | 8M99W7D | 256QAM |
| LTE Band 66/4 | 27 | 1717.5 - 1772.5 | 0.184 | 22.65 | 13M5G7D | QPSK |
| LTE Band 66/4 | 27 | 1717.5 - 1772.5 | 0.146 | 21.64 | 13M5W7D | 16QAM |
| LTE Band 66/4 | 27 | 1717.5 - 1772.5 | 0.095 | 19.78 | 13M5W7D | 64QAM |
| LTE Band 66/4 | 27 | 1717.5 - 1772.5 | 0.063 | 18.02 | 13M5W7D | 256QAM |
| LTE Band 66/4 | 27 | 1720 - 1770 | 0.173 | 22.38 | 18M0G7D | QPSK |
| LTE Band 66/4 | 27 | 1720 - 1770 | 0.148 | 21.69 | 18M0W7D | 16QAM |
| LTE Band 66/4 | 27 | 1720 - 1770 | 0.094 | 19.73 | 18M0W7D | 64QAM |
| LTE Band 66/4 | 27 | 1720 - 1770 | 0.061 | 17.88 | 18M0W7D | 256QAM |
| LTE Band 25/2 | 24E | 1850.7 - 1914.3 | 0.153 | 21.85 | 1M10G7D | QPSK |
| LTE Band 25/2 | 24E | 1850.7 - 1914.3 | 0.124 | 20.92 | 1M10W7D | 16QAM |
| LTE Band 25/2 | 24E | 1850.7 - 1914.3 | 0.081 | 19.09 | 1M10W7D | 64QAM |
| LTE Band 25/2 | 24E | 1850.7 - 1914.3 | 0.052 | 17.14 | 1M09W7D | 256QAM |
| LTE Band 25/2 | 24E | 1851.5 - 1913.5 | 0.156 | 21.92 | 2M70G7D | QPSK |
| LTE Band 25/2 | 24E | 1851.5 - 1913.5 | 0.123 | 20.90 | 2M71W7D | 16QAM |
| LTE Band 25/2 | 24E | 1851.5 - 1913.5 | 0.083 | 19.17 | 2M71W7D | 64QAM |
| LTE Band 25/2 | 24E | 1851.5 - 1913.5 | 0.053 | 17.26 | 2M71W7D | 256QAM |
| LTE Band 25/2 | 24E | 1852.5 - 1912.5 | 0.155 | 21.90 | 4M51G7D | QPSK |
| LTE Band 25/2 | 24E | 1852.5 - 1912.5 | 0.124 | 20.94 | 4M51W7D | 16QAM |
| LTE Band 25/2 | 24E | 1852.5 - 1912.5 | 0.080 | 19.05 | 4M51W7D | 64QAM |
| LTE Band 25/2 | 24E | 1852.5 - 1912.5 | 0.053 | 17.26 | 4M49W7D | 256QAM |
| LTE Band 25/2 | 24E | 1855 - 1910 | 0.149 | 21.73 | 9M04G7D | QPSK |
| LTE Band 25/2 | 24E | 1855 - 1910 | 0.125 | 20.97 | 8M98W7D | 16QAM |
| LTE Band 25/2 | 24E | 1855 - 1910 | 0.084 | 19.24 | 9M01W7D | 64QAM |
| LTE Band 25/2 | 24E | 1855 - 1910 | 0.050 | 16.98 | 8M99W7D | 256QAM |
| LTE Band 25/2 | 24E | 1857.5 - 1907.5 | 0.150 | 21.77 | 13M5G7D | QPSK |
| LTE Band 25/2 | 24E | 1857.5 - 1907.5 | 0.118 | 20.71 | 13M5W7D | 16QAM |
| LTE Band 25/2 | 24E | 1857.5 - 1907.5 | 0.086 | 19.36 | 13M5W7D | 64QAM |
| LTE Band 25/2 | 24E | 1857.5 - 1907.5 | 0.049 | 16.90 | 13M5W7D | 256QAM |
| LTE Band 25/2 | 24E | 1860 - 1905 | 0.239 | 23.78 | 18M0G7D | QPSK |
| LTE Band 25/2 | 24E | 1860 - 1905 | 0.202 | 23.04 | 18M0W7D | 16QAM |
| LTE Band 25/2 | 24E | 1860 - 1905 | 0.130 | 21.13 | 17M9W7D | 64QAM |
| LTE Band 25/2 | 24E | 1860 - 1905 | 0.084 | 19.22 | 18M0W7D | 256QAM |

**EUT Overview (Mid Bands)**




© 2020 PCTEST V 9.0 02/01/2019

All rights reserved. Unless otherwise specified, no part of this report may be reproduced or utilized in any part, form or by any means, electronic or mechanical, including photocopying and microfilm, without permission in writing from PCTEST. If you have any questions about this international copyright or have an enquiry about obtaining additional rights to this report or assembly of contents thereof, please contact INFO@PCTEST.COM.

| Mode | Bandwidth | Modulation | Tx Frequency Range [MHz] | EIRP | | Emission Designator |
|---|---|---|---|---|---|---|
| | | | | Max. Power [W] | Max. Power [dBm] | |
| NR Band n66 | 20 MHz | π/2 BPSK | 1720 - 1770 | 0.062 | 17.96 | 18M3G7D |
| | | QPSK | 1720 - 1770 | 0.069 | 18.36 | 18M0G7D |
| | | 16QAM | 1720 - 1770 | 0.054 | 17.31 | 18M0W7D |
| | | 64QAM | 1720 - 1770 | 0.041 | 16.15 | 18M0W7D |
| | | 256QAM | 1720 - 1770 | 0.026 | 14.22 | 18M0W7D |
| | 15 MHz | π/2 BPSK | 1717.5 - 1772.5 | 0.068 | 18.33 | 14M5G7D |
| | | QPSK | 1717.5 - 1772.5 | 0.069 | 18.39 | 14M2G7D |
| | | 16QAM | 1717.5 - 1772.5 | 0.046 | 16.59 | 14M2W7D |
| | | 64QAM | 1717.5 - 1772.5 | 0.038 | 15.78 | 14M2W7D |
| | | 256QAM | 1717.5 - 1772.5 | 0.026 | 14.23 | 14M2W7D |
| | 10 MHz | π/2 BPSK | 1715 - 1775 | 0.068 | 18.35 | 9M56G7D |
| | | QPSK | 1715 - 1775 | 0.070 | 18.43 | 9M33G7D |
| | | 16QAM | 1715 - 1775 | 0.047 | 16.68 | 9M34W7D |
| | | 64QAM | 1715 - 1775 | 0.033 | 15.18 | 9M37W7D |
| | | 256QAM | 1715 - 1775 | 0.024 | 13.77 | 9M37W7D |
| | 5 MHz | π/2 BPSK | 1712.5 - 1777.5 | 0.069 | 18.36 | 4M75G7D |
| | | QPSK | 1712.5 - 1777.5 | 0.075 | 18.73 | 4M55G7D |
| | | 16QAM | 1712.5 - 1777.5 | 0.046 | 16.62 | 4M54W7D |
| | | 64QAM | 1712.5 - 1777.5 | 0.035 | 15.44 | 4M54W7D |
| | | 256QAM | 1712.5 - 1777.5 | 0.025 | 13.98 | 4M52W7D |

**EUT Overview (NR n66)**

| Mode | Bandwidth | Modulation | Tx Frequency Range [MHz] | EIRP | | Emission Designator |
|---|---|---|---|---|---|---|
| | | | | Max. Power [W] | Max. Power [dBm] | |
| NR Band n25/2 | 20 MHz | π/2 BPSK | 1860 - 1905 | 0.250 | 23.98 | 18M4G7D |
| | | QPSK | 1860 - 1905 | 0.188 | 22.74 | 18M0G7D |
| | | 16QAM | 1860 - 1905 | 0.145 | 21.60 | 17M9W7D |
| | | 64QAM | 1860 - 1905 | 0.114 | 20.58 | 18M0W7D |
| | | 256QAM | 1860 - 1905 | 0.078 | 18.92 | 18M0W7D |
| | 15 MHz | π/2 BPSK | 1857.5 - 1907.5 | 0.249 | 23.96 | 14M5G7D |
| | | QPSK | 1857.5 - 1907.5 | 0.200 | 23.00 | 14M2G7D |
| | | 16QAM | 1857.5 - 1907.5 | 0.155 | 21.90 | 14M2W7D |
| | | 64QAM | 1857.5 - 1907.5 | 0.122 | 20.86 | 14M2W7D |
| | | 256QAM | 1857.5 - 1907.5 | 0.072 | 18.55 | 14M2W7D |
| | 10 MHz | π/2 BPSK | 1855 - 1910 | 0.249 | 23.97 | 9M40G7D |
| | | QPSK | 1855 - 1910 | 0.190 | 22.80 | 9M38G7D |
| | | 16QAM | 1855 - 1910 | 0.147 | 21.69 | 9M34W7D |
| | | 64QAM | 1855 - 1910 | 0.115 | 20.61 | 9M34W7D |
| | | 256QAM | 1855 - 1910 | 0.067 | 18.25 | 9M33W7D |
| | 5 MHz | π/2 BPSK | 1852.5 - 1912.5 | 0.245 | 23.88 | 4M55G7D |
| | | QPSK | 1852.5 - 1912.5 | 0.194 | 22.88 | 4M54G7D |
| | | 16QAM | 1852.5 - 1912.5 | 0.141 | 21.49 | 4M54W7D |
| | | 64QAM | 1852.5 - 1912.5 | 0.109 | 20.38 | 4M54W7D |
| | | 256QAM | 1852.5 - 1912.5 | 0.066 | 18.22 | 4M53W7D |

**EUT Overview (NR n25/2)**




© 2020 PCTEST V 9.0 02/01/2019

All rights reserved. Unless otherwise specified, no part of this report may be reproduced or utilized in any part, form or by any means, electronic or mechanical, including photocopying and microfilm, without permission in writing from PCTEST. If you have any questions about this international copyright or have an enquiry about obtaining additional rights to this report or assembly of contents thereof, please contact INFO@PCTEST.COM.

| Mode | FCC Rule Part | Tx Frequency (MHz) | EIRP | | Emission Designator | Modulation |
|---|---|---|---|---|---|---|
| | | | Max. Power (W) | Max. Power (dBm) | | |
| LTE Band 30 | 27 | 2307.5 - 2312.5 | 0.153 | 21.86 | 4M51G7D | QPSK |
| LTE Band 30 | 27 | 2307.5 - 2312.5 | 0.131 | 21.19 | 4M50W7D | 16QAM |
| LTE Band 30 | 27 | 2307.5 - 2312.5 | 0.107 | 20.31 | 4M53W7D | 64QAM |
| LTE Band 30 | 27 | 2307.5 - 2312.5 | 0.061 | 17.88 | 4M50W7D | 256QAM |
| LTE Band 30 | 27 | 2310 | 0.163 | 22.13 | 9M04G7D | QPSK |
| LTE Band 30 | 27 | 2310 | 0.137 | 21.38 | 8M98W7D | 16QAM |
| LTE Band 30 | 27 | 2310 | 0.107 | 20.30 | 9M00W7D | 64QAM |
| LTE Band 30 | 27 | 2310 | 0.060 | 17.78 | 8M98W7D | 256QAM |
| LTE Band 7 | 27 | 2502.5 - 2567.5 | 0.166 | 22.19 | 4M50G7D | QPSK |
| LTE Band 7 | 27 | 2502.5 - 2567.5 | 0.132 | 21.21 | 4M51W7D | 16QAM |
| LTE Band 7 | 27 | 2502.5 - 2567.5 | 0.092 | 19.62 | 4M51W7D | 64QAM |
| LTE Band 7 | 27 | 2502.5 - 2567.5 | 0.061 | 17.84 | 4M50W7D | 256QAM |
| LTE Band 7 | 27 | 2505 - 2565 | 0.171 | 22.33 | 9M02G7D | QPSK |
| LTE Band 7 | 27 | 2505 - 2565 | 0.133 | 21.24 | 8M97W7D | 16QAM |
| LTE Band 7 | 27 | 2505 - 2565 | 0.092 | 19.62 | 8M99W7D | 64QAM |
| LTE Band 7 | 27 | 2505 - 2565 | 0.059 | 17.71 | 9M00W7D | 256QAM |
| LTE Band 7 | 27 | 2507.5 - 2562.5 | 0.171 | 22.34 | 13M5G7D | QPSK |
| LTE Band 7 | 27 | 2507.5 - 2562.5 | 0.130 | 21.14 | 13M5W7D | 16QAM |
| LTE Band 7 | 27 | 2507.5 - 2562.5 | 0.089 | 19.47 | 13M5W7D | 64QAM |
| LTE Band 7 | 27 | 2507.5 - 2562.5 | 0.059 | 17.71 | 13M5W7D | 256QAM |
| LTE Band 7 | 27 | 2510 - 2560 | 0.187 | 22.72 | 18M0G7D | QPSK |
| LTE Band 7 | 27 | 2510 - 2560 | 0.143 | 21.55 | 17M9W7D | 16QAM |
| LTE Band 7 | 27 | 2510 - 2560 | 0.100 | 19.98 | 17M9W7D | 64QAM |
| LTE Band 7 | 27 | 2510 - 2560 | 0.064 | 18.05 | 17M9W7D | 256QAM |
| LTE Band 41 (PC2) | 27 | 2498.5 - 2687.5 | 0.369 | 25.68 | 4M51G7D | QPSK |
| LTE Band 41 (PC2) | 27 | 2498.5 - 2687.5 | 0.307 | 24.88 | 4M51W7D | 16QAM |
| LTE Band 41 (PC2) | 27 | 2498.5 - 2687.5 | 0.249 | 23.96 | 4M52W7D | 64QAM |
| LTE Band 41 (PC2) | 27 | 2498.5 - 2687.5 | 0.180 | 22.56 | 4M48W7D | 256QAM |
| LTE Band 41 (PC2) | 27 | 2501 - 2685 | 0.303 | 24.82 | 9M00G7D | QPSK |
| LTE Band 41 (PC2) | 27 | 2501 - 2685 | 0.227 | 23.55 | 8M98W7D | 16QAM |
| LTE Band 41 (PC2) | 27 | 2501 - 2685 | 0.193 | 22.84 | 9M00W7D | 64QAM |
| LTE Band 41 (PC2) | 27 | 2501 - 2685 | 0.097 | 19.87 | 8M99W7D | 256QAM |
| LTE Band 41 (PC2) | 27 | 2503.5 - 2682.5 | 0.322 | 25.08 | 13M5G7D | QPSK |
| LTE Band 41 (PC2) | 27 | 2503.5 - 2682.5 | 0.270 | 24.31 | 13M5W7D | 16QAM |
| LTE Band 41 (PC2) | 27 | 2503.5 - 2682.5 | 0.169 | 22.28 | 13M5W7D | 64QAM |
| LTE Band 41 (PC2) | 27 | 2503.5 - 2682.5 | 0.110 | 20.43 | 13M5W7D | 256QAM |
| LTE Band 41 (PC2) | 27 | 2506 - 2680 | 0.374 | 25.72 | 18M0G7D | QPSK |
| LTE Band 41 (PC2) | 27 | 2506 - 2680 | 0.289 | 24.61 | 17M9W7D | 16QAM |
| LTE Band 41 (PC2) | 27 | 2506 - 2680 | 0.202 | 23.06 | 17M9W7D | 64QAM |
| LTE Band 41 (PC2) | 27 | 2506 - 2680 | 0.142 | 21.51 | 17M9W7D | 256QAM |

**EUT Overview (High Bands)**




© 2020 PCTEST V 9.0 02/01/2019

All rights reserved. Unless otherwise specified, no part of this report may be reproduced or utilized in any part, form or by any means, electronic or mechanical, including photocopying and microfilm, without permission in writing from PCTEST. If you have any questions about this international copyright or have an enquiry about obtaining additional rights to this report or assembly of contents thereof, please contact INFO@PCTEST.COM.

| Mode | Bandwidth | Modulation | Tx Frequency Range [MHz] | EIRP | | Emission Designator |
|---|---|---|---|---|---|---|
| | | | | Max. Power [W] | Max. Power [dBm] | |
| NR Band n41 | 100 MHz | π/2 BPSK | 2546.0 - 2640.0 | 0.129 | 21.12 | 99M0G7D |
| | | QPSK | 2546.0 - 2640.0 | 0.096 | 19.83 | 96M6G7D |
| | | 16QAM | 2546.0 - 2640.0 | 0.072 | 18.60 | 96M7W7D |
| | | 64QAM | 2546.0 - 2640.0 | 0.059 | 17.71 | 96M5W7D |
| | | 256QAM | 2546.0 - 2640.0 | 0.038 | 15.83 | 96M9W7D |
| | 90 MHz | π/2 BPSK | 2541.0 - 2645.0 | 0.114 | 20.57 | 87M5G7D |
| | | QPSK | 2541.0 - 2645.0 | 0.091 | 19.57 | 87M5G7D |
| | | 16QAM | 2541.0 - 2645.0 | 0.057 | 17.58 | 87M2W7D |
| | | 64QAM | 2541.0 - 2645.0 | 0.052 | 17.16 | 87M0W7D |
| | | 256QAM | 2541.0 - 2645.0 | 0.037 | 15.63 | 86M9W7D |
| | 80 MHz | π/2 BPSK | 2536.0 - 2650.0 | 0.119 | 20.75 | 77M2G7D |
| | | QPSK | 2536.0 - 2650.0 | 0.093 | 19.69 | 77M2G7D |
| | | 16QAM | 2536.0 - 2650.0 | 0.067 | 18.24 | 77M1W7D |
| | | 64QAM | 2536.0 - 2650.0 | 0.059 | 17.71 | 77M3W7D |
| | | 256QAM | 2536.0 - 2650.0 | 0.041 | 16.16 | 77M5W7D |
| | 60 MHz | π/2 BPSK | 2526.0 - 2660.0 | 0.114 | 20.57 | 58M1G7D |
| | | QPSK | 2526.0 - 2660.0 | 0.089 | 19.48 | 58M1G7D |
| | | 16QAM | 2526.0 - 2660.0 | 0.060 | 17.81 | 58M4W7D |
| | | 64QAM | 2526.0 - 2660.0 | 0.053 | 17.28 | 58M4W7D |
| | | 256QAM | 2526.0 - 2660.0 | 0.035 | 15.48 | 58M1W7D |
| | 50 MHz | π/2 BPSK | 2521.0 - 2665.0 | 0.127 | 21.05 | 46M0G7D |
| | | QPSK | 2521.0 - 2665.0 | 0.092 | 19.64 | 46M0G7D |
| | | 16QAM | 2521.0 - 2665.0 | 0.062 | 17.92 | 46M0W7D |
| | | 64QAM | 2521.0 - 2665.0 | 0.063 | 17.96 | 45M8W7D |
| | | 256QAM | 2521.0 - 2665.0 | 0.042 | 16.27 | 46M0W7D |
| | 40 MHz | π/2 BPSK | 2516.0 - 2670.0 | 0.124 | 20.95 | 35M9G7D |
| | | QPSK | 2516.0 - 2670.0 | 0.101 | 20.03 | 35M8G7D |
| | | 16QAM | 2516.0 - 2670.0 | 0.072 | 18.56 | 35M8W7D |
| | | 64QAM | 2516.0 - 2670.0 | 0.062 | 17.93 | 35M7W7D |
| | | 256QAM | 2516.0 - 2670.0 | 0.040 | 15.99 | 35M8W7D |
| | 20 MHz | π/2 BPSK | 2506.0 - 2680.0 | 0.120 | 20.81 | 18M3G7D |
| | | QPSK | 2506.0 - 2680.0 | 0.097 | 19.87 | 18M0G7D |
| | | 16QAM | 2506.0 - 2680.0 | 0.068 | 18.35 | 18M0W7D |
| | | 64QAM | 2506.0 - 2680.0 | 0.059 | 17.74 | 18M0W7D |
| | | 256QAM | 2506.0 - 2680.0 | 0.039 | 15.89 | 18M0W7D |

**EUT Overview (NR n41)**




© 2020 PCTEST V 9.0 02/01/2019

All rights reserved. Unless otherwise specified, no part of this report may be reproduced or utilized in any part, form or by any means, electronic or mechanical, including photocopying and microfilm, without permission in writing from PCTEST. If you have any questions about this international copyright or have an enquiry about obtaining additional rights to this report or assembly of contents thereof, please contact INFO@PCTEST.COM.

# 1.0 INTRODUCTION

## 1.1 Scope

Measurement and determination of electromagnetic emissions (EMC) of radio frequency devices including intentional and/or unintentional radiators for compliance with the technical rules and regulations of the Federal Communications Commission and the Innovation, Science and Economic Development Canada.

## 1.2 PCTEST Test Location

These measurement tests were conducted at the PCTEST facility located at 7185 Oakland Mills Road, Columbia, MD 21046. The measurement facility is compliant with the test site requirements specified in ANSI C63.4-2014.

## 1.3 Test Facility / Accreditations

**Measurements were performed at PCTEST located in Columbia, MD 21046, U.S.A.**

- PCTEST is an ISO 17025-2005 accredited test facility under the American Association for Laboratory Accreditation (A2LA) with Certificate number 2041.01 for Specific Absorption Rate (SAR), Hearing Aid Compatibility (HAC) testing, where applicable, and Electromagnetic Compatibility (EMC) testing for FCC and Innovation, Science, and Economic Development Canada rules.

- PCTEST TCB is a Telecommunication Certification Body (TCB) accredited to ISO/IEC 17065-2012 by A2LA (Certificate number 2041.03) in all scopes of FCC Rules and ISED Standards (RSS).

- PCTEST facility is a registered (2451B) test laboratory with the site description on file with ISED.



© 2020 PCTEST

All rights reserved. Unless otherwise specified, no part of this report may be reproduced or utilized in any part, form or by any means, electronic or mechanical, including photocopying and microfilm, without permission in writing from PCTEST. If you have any questions about this international copyright or have an enquiry about obtaining additional rights to this report or assembly of contents thereof, please contact INFO@PCTEST.COM.

# 2.0 PRODUCT INFORMATION

## 2.1 Equipment Description

The Equipment Under Test (EUT) is the **Samsung Portable Handset FCC ID: A3LSMF707U**. The test data contained in this report pertains only to the emissions due to the EUT's LTE function.

This device can operate in one of two physical configurations – "open" and "closed". All emissions are investigated in both modes for compliance.

**Test Device Serial No.:** 1049M, 1064M, 1075S, 1076S, 1130M, 1076M, 1371M

## 2.2 Device Capabilities

This device contains the following capabilities:

800/850/1900 CDMA/EvDO Rev0/A, 1x Advanced (BC0, BC1, BC10), 850/1900 GSM/GPRS/EDGE, 850/1700/1900 WCDMA/HSPA, Multi-band LTE, 5G NR (n71, n5, n66, n25, n2, n41), 802.11b/g/n/ax WLAN, 802.11a/n/ac/ax UNII, Bluetooth (1x, EDR, LE), NFC, Wireless Power Transfer

LTE Band 26 (814 – 849 MHz) overlaps the entire frequency range of LTE Band 5 (824 – 849 MHz). Therefore, test data provided in this report covers Band 5 and the portion of Band 26 subject to Part 22.

LTE Band 66 (1710 - 1780 MHz) overlaps the entire frequency range of LTE Band 4 (1710 - 1755 MHz). Therefore, test data provided in this report covers Band 4 as well as Band 66.

LTE Band 25 and NR n25 (1850 - 1915 MHz) overlaps the entire frequency range of LTE Band 2 and NR n2 (1850 - 1910 MHz). Therefore, test data provided in this report covers Band 2/n2 as well as Band 25/n25.

This device uses a tuner circuit that dynamically updates the antenna impedance parameters to optimize antenna performance for certain bands and modes of operation. The tuner for this device was set to simulate a "free space" condition where the transmit antenna is matched to the medium into which it is transmitting and, thus, the power is at its maximum level.

## 2.3 Test Configuration

The EUT was tested per the guidance of ANSI/TIA-603-E-2016 and KDB 971168 D01 v03r01. See Section 7.0 of this test report for a description of the radiated and antenna port conducted emissions tests.

This device supports wireless charging capability and, thus, is subject to the test requirements of KDB 648474 D03 v01r04. Additional radiated spurious emission measurements were performed with the EUT lying flat on an authorized wireless charging pad (WCP) Model: EP-N5100 while operating under normal conditions in a simulated call or data transmission configuration. The worst case radiated emissions data is shown in this report.

## 2.4 EMI Suppression Device(s)/Modifications

No EMI suppression device(s) were added and no modifications were made during testing.



© 2020 PCTEST
All rights reserved. Unless otherwise specified, no part of this report may be reproduced or utilized in any part, form or by any means, electronic or mechanical, including photocopying and microfilm, without permission in writing from PCTEST. If you have any questions about this international copyright or have an enquiry about obtaining additional rights to this report or assembly of contents thereof, please contact INFO@PCTEST.COM.

# 3.0 DESCRIPTION OF TESTS

## 3.1 Measurement Procedure

The measurement procedures described in the document titled "Land Mobile FM or PM – Communications Equipment – Measurements and Performance Standards" (ANSI/TIA-603-E-2016) and "Procedures for Compliance Measurement of the Fundamental Emission Power of Licensed Wideband (> 1 MHz) Digital Transmission Systems" (KDB 971168 D01 v03r01) were used in the measurement of the EUT.

## 3.2 Radiated Power and Radiated Spurious Emissions

The radiated test facilities consisted of an indoor 3 meter semi-anechoic chamber used for final measurements and exploratory measurements, when necessary. The measurement area is contained within the semi-anechoic chamber which is shielded from any ambient interference. The test site inside the chamber is a 6m x 5.2m elliptical, obstruction-free area in accordance with Figure 5.7 of Clause 5 in ANSI C63.4-2014. Absorbers are arranged on the floor between the turn table and the antenna mast in such a way so as to maximize the reduction of reflections for measurements above 1GHz. For measurements below 1GHz, the absorbers are removed. A raised turntable is used for radiated measurement. The turn table is a continuously rotatable, remote-controlled, metallic turntable and 2 meters (6.56 ft.) in diameter. The turn table is flush with the raised floor of the chamber in order to maintain its function as a ground plane. An 80cm tall test table made of Styrodur is placed on top of the turn table. A Styrodur pedestal is placed on top of the test table to bring the total table height to 1.5m.

The equipment under test was transmitting while connected to its integral antenna and is placed on a turntable 3 meters from the receive antenna. The receive antenna height is adjusted between 1 and 4 meter height, the turntable is rotated through 360 degrees, and the EUT is manipulated through all orthogonal planes representative of its typical use to achieve the highest reading on the receive spectrum analyzer. Radiated power levels are also investigated with the receive antenna horizontally and vertically polarized. The maximized power level is recorded using the spectrum analyzer "Channel Power" function with the integration band set to the emissions' occupied bandwidth, a RMS detector, RBW = 100kHz, VBW = 300kHz, and a 1 second sweep time over a minimum of 10 sweeps, per the guidelines of KDB 971168 D01 v03r01.

Per the guidance of ANSI/TIA-603-E-2016, a half-wave dipole is then substituted in place of the EUT. For emissions above 1GHz, a horn antenna is substituted in place of the EUT. The substitute antenna is driven by a signal generator with the level of the signal generator being adjusted to obtain the same receive spectrum analyzer level previously recorded from the spurious emission from the EUT. The power of the emission is calculated using the following formula:

$$P_{d\,[dBm]} = P_{g\,[dBm]} - \text{cable loss}_{[dB]} + \text{antenna gain}_{[dBd/dBi]}$$

Where, $P_d$ is the dipole equivalent power, $P_g$ is the generator output into the substitution antenna, and the antenna gain is the gain of the substitute antenna used relative to either a half-wave dipole (dBd) or an isotropic source (dBi). The substitute level is equal to $P_{g\,[dBm]}$ – cable loss $_{[dB]}$.

The calculated $P_d$ levels are then compared to the absolute spurious emission limit of -13dBm which is equivalent to the required minimum attenuation of $43 + 10 \log_{10}(\text{Power}_{[Watts]})$.

All radiated measurements are performed in a chamber that meets the site requirements per ANSI C63.4-2014. Additionally, radiated emissions below 30MHz are also validated on an Open Area Test Site to assert correlation with the chamber measurements per the requirements of KDB 474788 D01.



© 2020 PCTEST V 9.0 02/01/2019
All rights reserved. Unless otherwise specified, no part of this report may be reproduced or utilized in any part, form or by any means, electronic or mechanical, including photocopying and microfilm, without permission in writing from PCTEST. If you have any questions about this international copyright or have an enquiry about obtaining additional rights to this report or assembly of contents thereof, please contact INFO@PCTEST.COM.

# 4.0 MEASUREMENT UNCERTAINTY

The measurement uncertainties shown below were calculated in accordance with the requirements of ANSI C63.4-2014. All measurement uncertainty values are shown with a coverage factor of k = 2 to indicate a 95% level of confidence. The measurement uncertainty shown below meets or exceeds the $U_{CISPR}$ measurement uncertainty values specified in CISPR 16-4-2 and, thus, can be compared directly to specified limits to determine compliance.

| Contribution | Expanded Uncertainty (±dB) |
|---|---|
| Conducted Bench Top Measurements | 1.13 |
| Radiated Disturbance (<1GHz) | 4.98 |
| Radiated Disturbance (>1GHz) | 5.07 |
| Radiated Disturbance (>18GHz) | 5.09 |




© 2020 PCTEST V 9.0 02/01/2019

All rights reserved. Unless otherwise specified, no part of this report may be reproduced or utilized in any part, form or by any means, electronic or mechanical, including photocopying and microfilm, without permission in writing from PCTEST. If you have any questions about this international copyright or have an enquiry about obtaining additional rights to this report or assembly of contents thereof, please contact INFO@PCTEST.COM.

# 5.0 TEST EQUIPMENT CALIBRATION DATA

Test Equipment Calibration is traceable to the National Institute of Standards and Technology (NIST). Measurements antennas used during testing were calibrated in accordance to the requirements of ANSI C63.5-2017.

| Manufacturer | Model | Description | Cal Date | Cal Interval | Cal Due | Serial Number |
|---|---|---|---|---|---|---|
| - | LTx2 | Licensed Transmitter Cable Set | 10/30/2019 | Annual | 10/30/2020 | LTx2 |
| - | LTx3 | LIcensed Transmitter Cable Set | 10/30/2019 | Annual | 10/30/2020 | LTx3 |
| Agilent | N9038A | MXE EMI Receiver | 7/17/2019 | Annual | 7/17/2020 | MY51210133 |
| Com-Power | AL-130 | 9kHz - 30MHz Loop Antenna | 10/10/2019 | Biennial | 10/10/2021 | 121034 |
| Espec | ESX-2CA | Environmental Chamber | 6/13/2019 | Annual | 7/13/2020 | 17620 |
| ETS Lindgren | 3164-08 | Quad Ridge Horn Antenna | 2/22/2019 | Biennial | 2/22/2021 | 128338 |
| Mini Circuits | TVA-11-422 | RF Power Amp | N/A | | | QA1317001 |
| Mini Circuits | PWR-4GHS | USB Power Sensor | 6/18/2020 | Annual | 6/18/2021 | 12001070013 |
| Mini-Circuits | SSG-4000HP | Synthesized Signal Generator | N/A | | | 11208010032 |
| Rohde & Schwarz | CMW500 | Radio Communication Tester | N/A | | | 100976 |
| Rohde & Schwarz | TS-PR26 | 18-26.5 GHz Pre-Amplifier | 11/1/2019 | Annual | 11/1/2020 | 100040 |
| Rohde & Schwarz | ESU40 | EMI Test Receiver (40GHz) | 9/23/2019 | Annual | 9/23/2020 | 100348 |
| Rohde & Schwarz | SFUNIT-Rx | Shielded Filter Unit | 7/11/2019 | Annual | 7/11/2020 | 102134 |
| Sunol | DRH-118 | Horn Antenna (1-18GHz) | 10/3/2019 | Biennial | 10/3/2021 | A050307 |
| Sunol | JB5 | Bi-Log Antenna (30M - 5GHz) | 7/19/2019 | Biennial | 7/19/2020 | A051107 |
| Sunol | DRH-118 | Horn Antenna (1-18 GHz) | 8/27/2019 | Biennial | 8/27/2021 | A042511 |
| Rohde & Schwarz | TS-PR40 | 26.5-40 GHz Pre-Amplifier | 11/1/2019 | Annual | 11/1/2020 | 100037 |
| Emco | 3116 | Horn Antenna (18 - 40GHz) | 6/7/2018 | Biennial | 6/7/2020 | 9203-2178 |

**Table 5-1. Test Equipment**

**Notes:**

1. For equipment listed above that has a calibration date or calibration due date that falls within the test date range, care was taken to ensure that this equipment was used after the calibration date and before the calibration due date.

2. Equipment with a calibration date of "N/A" shown in this list was not used to make direct calibrated measurements.




© 2020 PCTEST V 9.0 02/01/2019

All rights reserved. Unless otherwise specified, no part of this report may be reproduced or utilized in any part, form or by any means, electronic or mechanical, including photocopying and microfilm, without permission in writing from PCTEST. If you have any questions about this international copyright or have an enquiry about obtaining additional rights to this report or assembly of contents thereof, please contact INFO@PCTEST.COM.

# 6.0 SAMPLE CALCULATIONS

## Emission Designator

### BPSK/QPSK Modulation

**Emission Designator = 8M62G7D**

LTE BW = 8.62 MHz
G = Phase Modulation
7 = Quantized/Digital Info
D = Data transmission, telemetry, telecommand

### QAM Modulation

**Emission Designator = 8M45W7D**

LTE BW = 8.45 MHz
W = Amplitude/Angle Modulated
7 = Quantized/Digital Info
D = Data transmission, telemetry, telecommand

## Spurious Radiated Emission – LTE Band

**Example: Middle Channel LTE Mode 2nd Harmonic (1564 MHz)**

The average spectrum analyzer reading at 3 meters with the EUT on the turntable was –81.0 dBm. The gain of the substituted antenna is 8.1 dBi. The signal generator connected to the substituted antenna terminals is adjusted to produce a reading of –81.0 dBm on the spectrum analzyer. The loss of the cable between the signal generator and the terminals of the substituted antenna is 2.0 dB at 1564 MHz. So 6.1 dB is added to the signal generator reading of –30.9 dBm yielding –24.80 dBm. The fundamental EIRP was 25.501 dBm so this harmonic was 25.501 dBm – (-24.80).


© 2020 PCTEST
All rights reserved. Unless otherwise specified, no part of this report may be reproduced or utilized in any part, form or by any means, electronic or mechanical, including photocopying and microfilm, without permission in writing from PCTEST. If you have any questions about this international copyright or have an enquiry about obtaining additional rights to this report or assembly of contents thereof, please contact INFO@PCTEST.COM.

# 7.0 TEST RESULTS

## 7.1 Summary

Company Name: Samsung Electronics Co., Ltd.

FCC ID: A3LSMF707U

FCC Classification: PCS Licensed Transmitter Held to Ear (PCE)

Mode(s): LTE

| FCC Part Section(s) | Test Description | Test Limit | Test Condition | Test Result | Reference |
|---|---|---|---|---|---|
| 2.1049 | Occupied Bandwidth | N/A | CONDUCTED | PASS | Section 7.2 |
| 2.1051<br>22.917(a)<br>24.238(a)<br>27.53(c)<br>27.53(g)<br>27.53(h) | Out of Band Emissions | > 43 + 10 $\log_{10}$(P[Watts]) at Band Edge and for all out-of-band emissions | | | Section 7.3, 7.4 |
| 27.53(m) | Out of Band Emissions | Undesirable emissions must meet the limits detailed in 27.53(m) | | | Section 7.3, 7.4 |
| 27.53(a) | Out of Band Emissions | Undesirable emissions must meet the limits detailed in 27.53(a) | | | Section 7.3, 7.4 |
| 24.232(d)<br>27.50 | Peak-Average Ratio | < 13 dB | | | Section 7.5 |
| 2.1046 | Transmitter Conducted Output Power | N/A | | | See RF Exposure Report |
| 22.917(a)<br>27.53(h) | Uplink Carrier Aggregation | >43 + 10log(P[Watts]) at Band Edge and for all out-of-band emissions | | | Section 7.6 |
| 2.1055<br>22.355<br>24.235<br>27.54 | Frequency Stability | < 2.5 ppm (Part 22) and fundamental emissions stay within authorized frequency block (Part 24, 27) | | | Section 7.10 |

**Table 7-1. Summary of Conducted Test Results**




© 2020 PCTEST V 9.0 02/01/2019

All rights reserved. Unless otherwise specified, no part of this report may be reproduced or utilized in any part, form or by any means, electronic or mechanical, including photocopying and microfilm, without permission in writing from PCTEST. If you have any questions about this international copyright or have an enquiry about obtaining additional rights to this report or assembly of contents thereof, please contact INFO@PCTEST.COM.

| FCC Part Section(s) | Test Description | Test Limit | Test Condition | Test Result | Reference |
|---|---|---|---|---|---|
| 22.913(a)(5) | Effective Radiated Power / Equivalent Isotropic Radiated Power (Band 5/26) | < 7 Watts max. ERP | RADIATED | PASS | Section 7.7 |
| 27.50(b)(10)<br>27.50(c)(10) | Effective Radiated Power / Equivalent Isotropic Radiated Power (Band 71, 12, 13) | < 3 Watts max. ERP | | | Section 7.7 |
| 24.232(c)<br>27.50(h)(2) | Equivalent Isotropic Radiated Power (Band 2/25, 41) | < 2 Watts max. EIRP | | | Section 7.7 |
| 27.50(d)(4) | Equivalent Isotropic Radiated Power (Band 4/66) | < 1 Watts max. EIRP | | | Section 7.7 |
| 27.50(a)(3) | Equivalent Isotropic Radiated Power (Band 30) | < 0.25 Watts max. EIRP | | | Section 7.7 |
| 2.1053<br>22.917(a)<br>24.238(a)<br>27.53(c)<br>27.53(g)<br>27.53(h) | Undesirable Emissions (Band 12, 13, 26/5, 66/4, 25/2) | > 43 + 10 $\log_{10}$(P[Watts]) for all out-of-band emissions | | | Section 7.8 |
| 27.53(f) | Undesirable Emissions (Band 13) | < -70 dBW/MHz (for wideband signals)<br>< -80 dBW (for discrete emissions less than 700Hz BW)<br>For all emissions in the band 1559 – 1610 MHz | | | Section 7.8 |
| 27.53(a) | Undesirable Emissions (Band 30) | > 70 + 10 $\log_{10}$(P[Watts]) | | | Section 7.8 |
| 27.53(m) | Undesirable Emissions (Band 7, 41) | Undesirable emissions must meet the limits detailed in 27.53(m) | | | Section 7.8 |
| 27.53(m)<br>27.53(c)<br>27.53(g) | Uplink Carrier Aggregation | Undesirable emissions must meet the limits detailed in 27.53(m) | | | Section 7.9 |

**Table 7-2. Summary of Radiated Test Results**

**Notes:**

1) All modes of operation and data rates were investigated. The test results shown in the following sections represent the worst case emissions.
2) The analyzer plots (Sections 7.2, 7.3, 7.4, 7.5) were all taken with a correction table loaded into the analyzer. The correction table was used to account for the losses of the cables, directional couplers, and attenuators used as part of the system to maintain a link between the call box and the EUT at all frequencies of interest.
3) All antenna port conducted emissions testing was performed on a test bench with the antenna port of the EUT connected to the spectrum analyzer through calibrated cables, attenuators, and couplers.
4) For conducted spurious emissions, automated test software was used to measure emissions and capture the corresponding plots necessary to show compliance. The measurement software utilized is PCTEST "LTE Automation," Version 5.3.
5) For operation <1GHz, the EIRP limits in the table above are referenced to the specifications written in the relevant Radio Standards Specifications for Innovation, Science, and Economic Development Canada.




© 2020 PCTEST V 9.0 02/01/2019

All rights reserved. Unless otherwise specified, no part of this report may be reproduced or utilized in any part, form or by any means, electronic or mechanical, including photocopying and microfilm, without permission in writing from PCTEST. If you have any questions about this international copyright or have an enquiry about obtaining additional rights to this report or assembly of contents thereof, please contact INFO@PCTEST.COM.

## 7.2 Occupied Bandwidth

**Test Overview**

The occupied bandwidth, that is the frequency bandwidth such that, below its lower and above its upper frequency limits, the mean powers radiated are each equal to 0.5 percent of the total mean power radiated by a given emission shall be measured. All modes of operation were investigated and the worst case configuration results are reported in this section.

**Test Procedure Used**

KDB 971168 D01 v03r01 – Section 4.2

**Test Settings**

1. The signal analyzer's automatic bandwidth measurement capability was used to perform the 99% occupied bandwidth and the 26dB bandwidth. The bandwidth measurement was not influenced by any intermediate power nulls in the fundamental emission.
2. RBW = 1 – 5% of the expected OBW
3. VBW ≥ 3 x RBW
4. Detector = Peak
5. Trace mode = max hold
6. Sweep = auto couple
7. The trace was allowed to stabilize
8. If necessary, steps 2 – 7 were repeated after changing the RBW such that it would be within 1 – 5% of the 99% occupied bandwidth observed in Step 7

**Test Setup**

The EUT and measurement equipment were set up as shown in the diagram below.




**Figure 7-1. Test Instrument & Measurement Setup**

**Test Notes**

Occupied Bandwidth measurements are performed fully for both DFT-s-OFDM and CP-OFDM transmission schemes. Only the worst case (widest) OBW data is included in this section.


© 2020 PCTEST
All rights reserved. Unless otherwise specified, no part of this report may be reproduced or utilized in any part, form or by any means, electronic or mechanical, including photocopying and microfilm, without permission in writing from PCTEST. If you have any questions about this international copyright or have an enquiry about obtaining additional rights to this report or assembly of contents thereof, please contact INFO@PCTEST.COM.

## Band 71

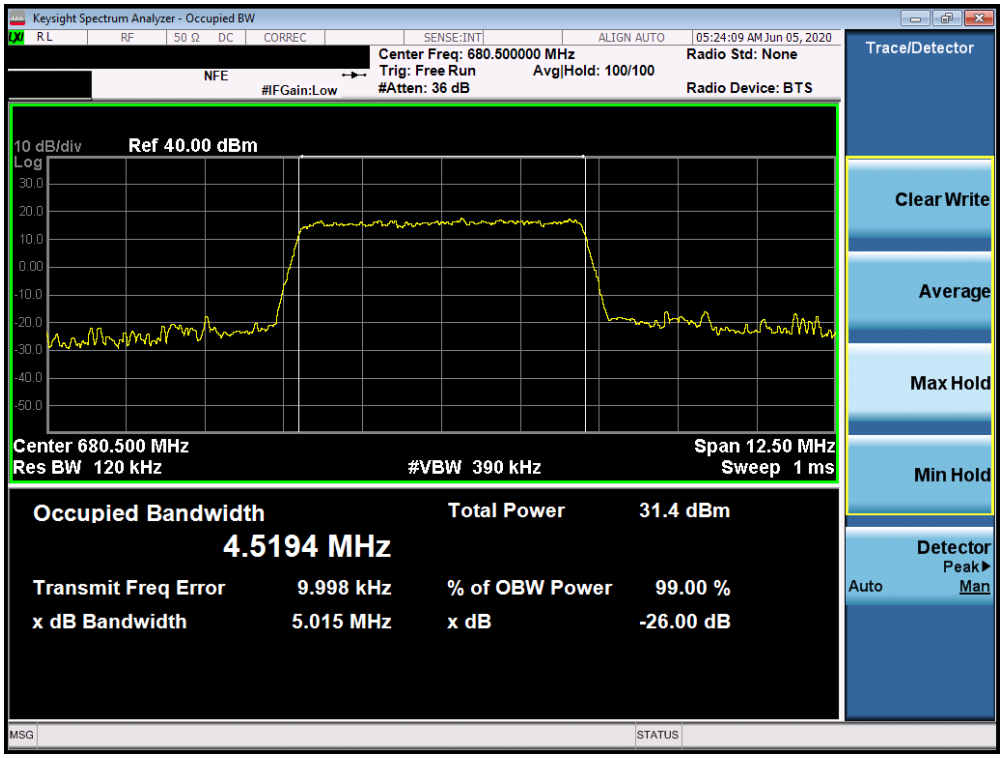


**Plot 7-1. Occupied Bandwidth Plot (Band 71 - 5.0MHz QPSK - Full RB Configuration)**

**Plot 7-2. Occupied Bandwidth Plot (Band 71 - 5.0MHz 16-QAM - Full RB Configuration)**




© 2020 PCTEST V 9.0 02/01/2019

All rights reserved. Unless otherwise specified, no part of this report may be reproduced or utilized in any part, form or by any means, electronic or mechanical, including photocopying and microfilm, without permission in writing from PCTEST. If you have any questions about this international copyright or have an enquiry about obtaining additional rights to this report or assembly of contents thereof, please contact INFO@PCTEST.COM.

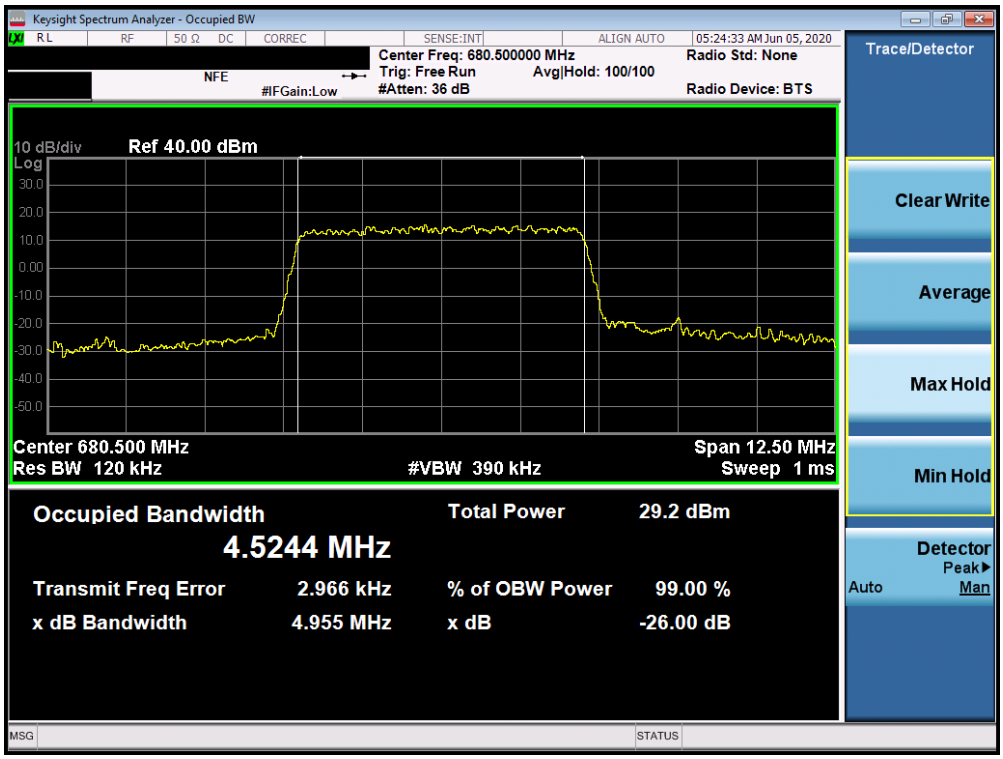


**Plot 7-3. Occupied Bandwidth Plot (Band 71 - 5.0MHz 64-QAM - Full RB Configuration)**

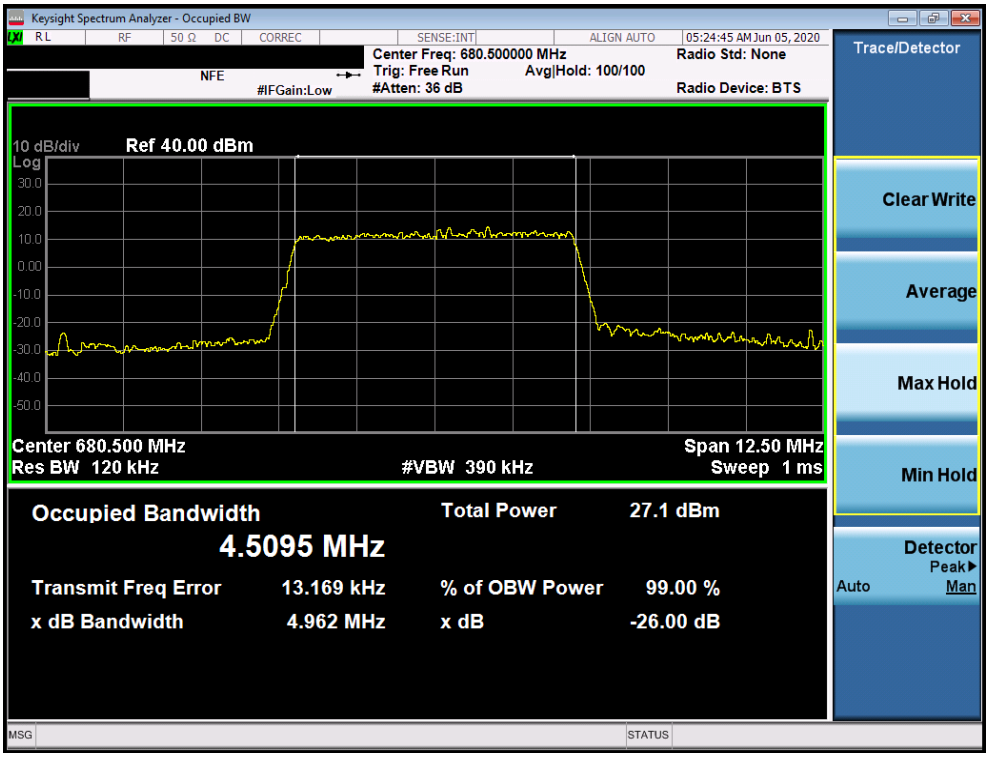


**Plot 7-4. Occupied Bandwidth Plot (Band 71 - 5.0MHz 256-QAM - Full RB Configuration)**




© 2020 PCTEST V 9.0 02/01/2019

All rights reserved. Unless otherwise specified, no part of this report may be reproduced or utilized in any part, form or by any means, electronic or mechanical, including photocopying and microfilm, without permission in writing from PCTEST. If you have any questions about this international copyright or have an enquiry about obtaining additional rights to this report or assembly of contents thereof, please contact INFO@PCTEST.COM.

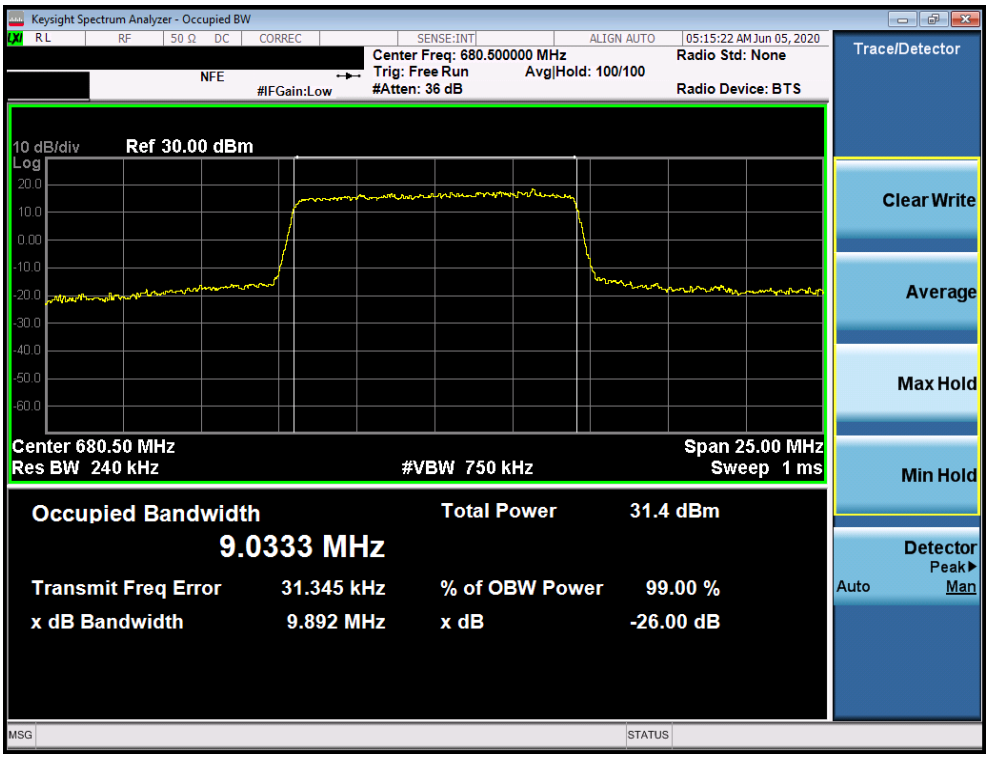


**Plot 7-5. Occupied Bandwidth Plot (Band 71 - 10.0MHz QPSK - Full RB Configuration)**

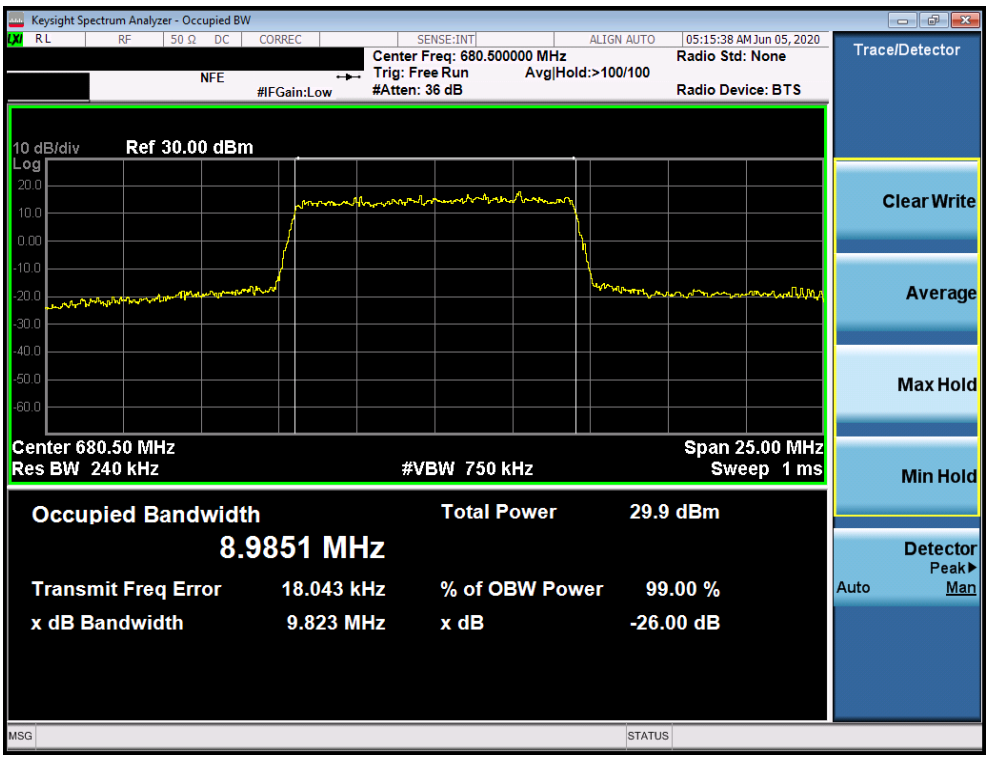


**Plot 7-6. Occupied Bandwidth Plot (Band 71 - 10.0MHz 16-QAM - Full RB Configuration)**




© 2020 PCTEST V 9.0 02/01/2019

All rights reserved. Unless otherwise specified, no part of this report may be reproduced or utilized in any part, form or by any means, electronic or mechanical, including photocopying and microfilm, without permission in writing from PCTEST. If you have any questions about this international copyright or have an enquiry about obtaining additional rights to this report or assembly of contents thereof, please contact INFO@PCTEST.COM.

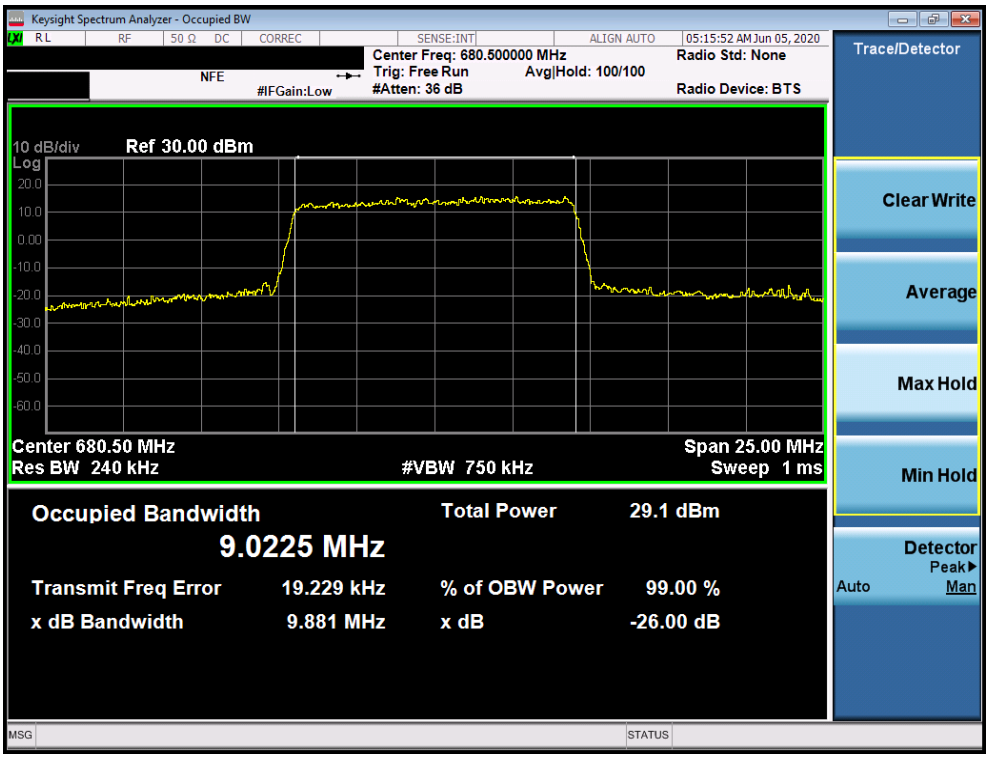


**Plot 7-7. Occupied Bandwidth Plot (Band 71 - 10.0MHz 64-QAM - Full RB Configuration)**

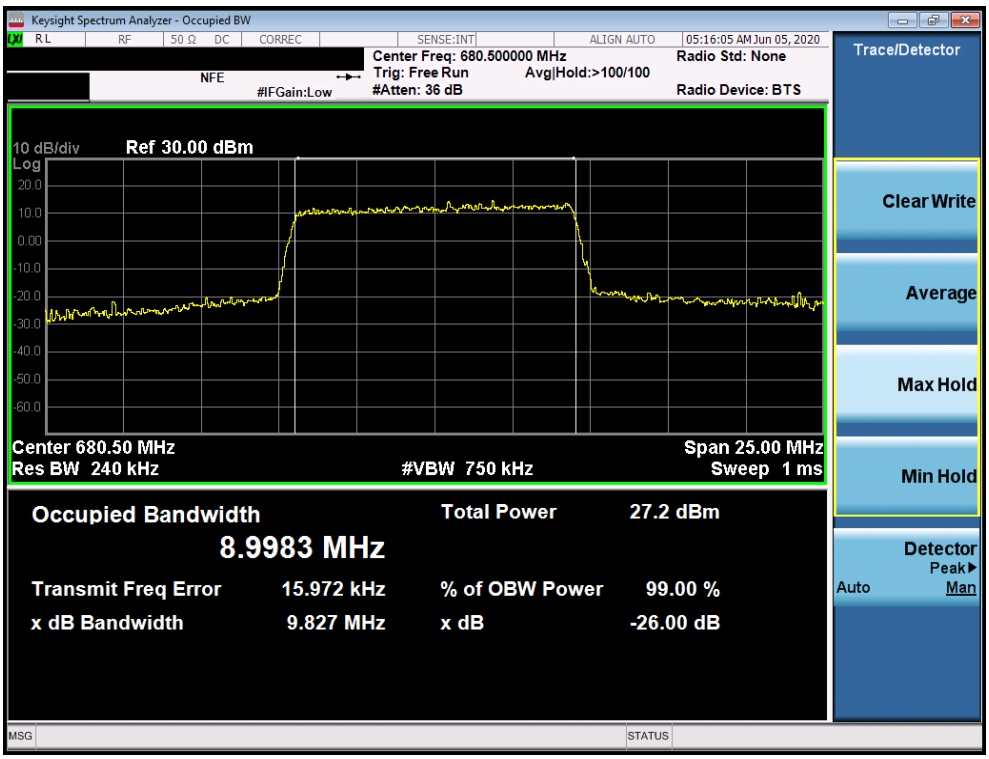


**Plot 7-8. Occupied Bandwidth Plot (Band 71 - 10.0MHz 256-QAM - Full RB Configuration)**




© 2020 PCTEST V 9.0 02/01/2019

All rights reserved. Unless otherwise specified, no part of this report may be reproduced or utilized in any part, form or by any means, electronic or mechanical, including photocopying and microfilm, without permission in writing from PCTEST. If you have any questions about this international copyright or have an enquiry about obtaining additional rights to this report or assembly of contents thereof, please contact INFO@PCTEST.COM.

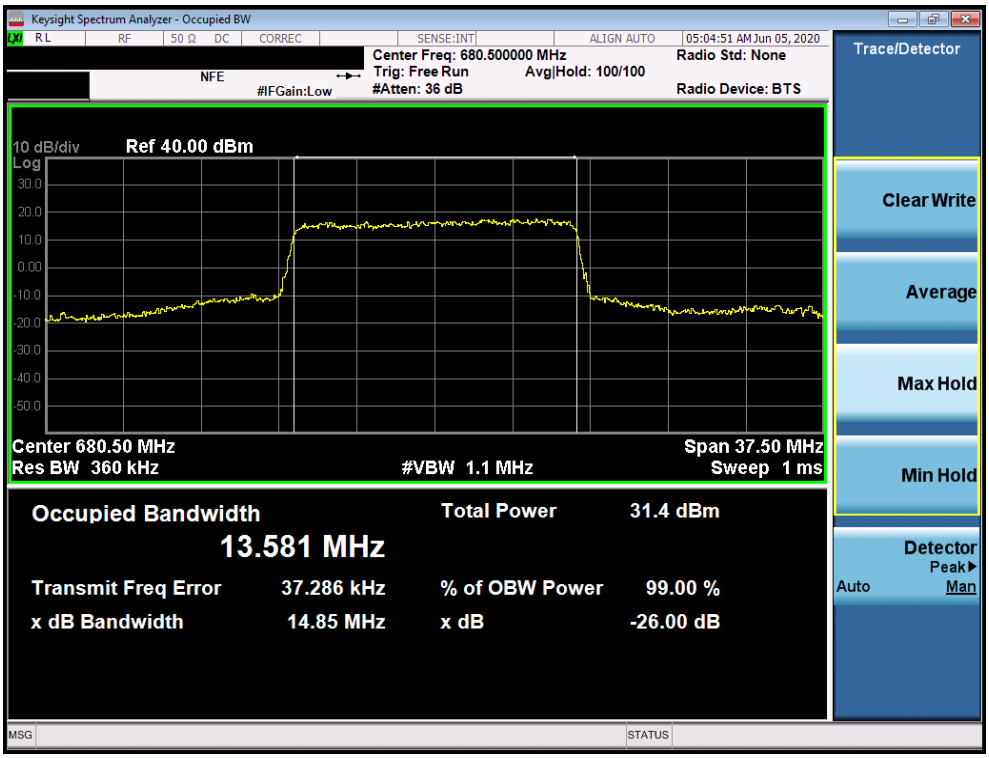


**Plot 7-9. Occupied Bandwidth Plot (Band 71 - 15.0MHz QPSK - Full RB Configuration)**

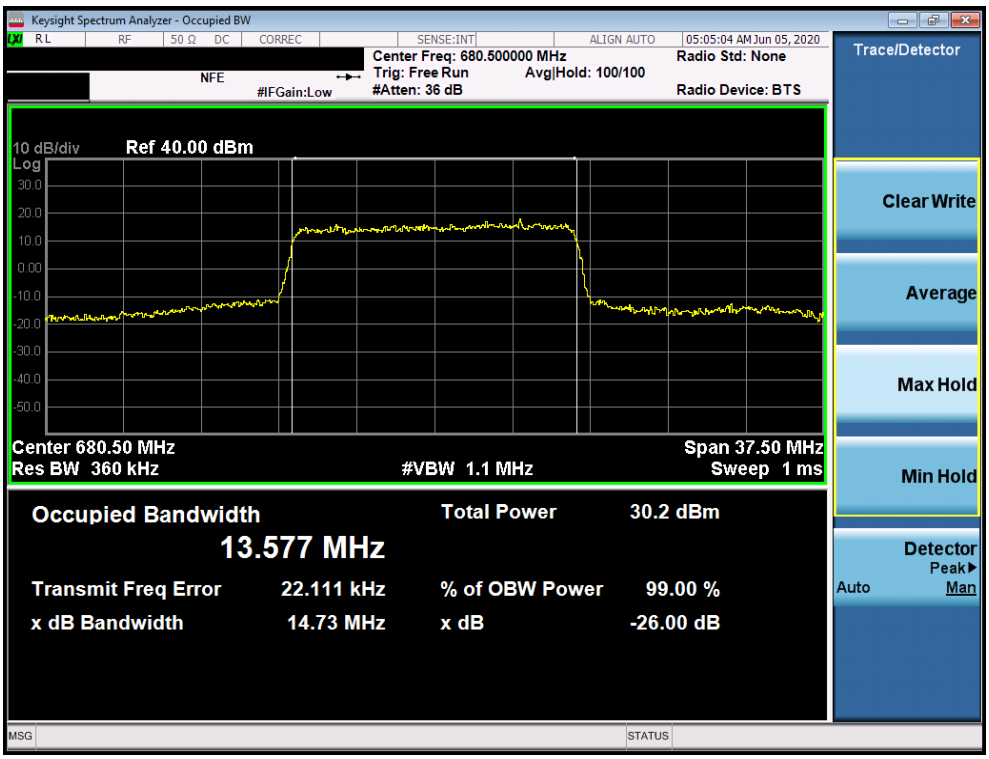


**Plot 7-10. Occupied Bandwidth Plot (Band 71 - 15.0MHz 16-QAM - Full RB Configuration)**




© 2020 PCTEST V 9.0 02/01/2019

All rights reserved. Unless otherwise specified, no part of this report may be reproduced or utilized in any part, form or by any means, electronic or mechanical, including photocopying and microfilm, without permission in writing from PCTEST. If you have any questions about this international copyright or have an enquiry about obtaining additional rights to this report or assembly of contents thereof, please contact INFO@PCTEST.COM.

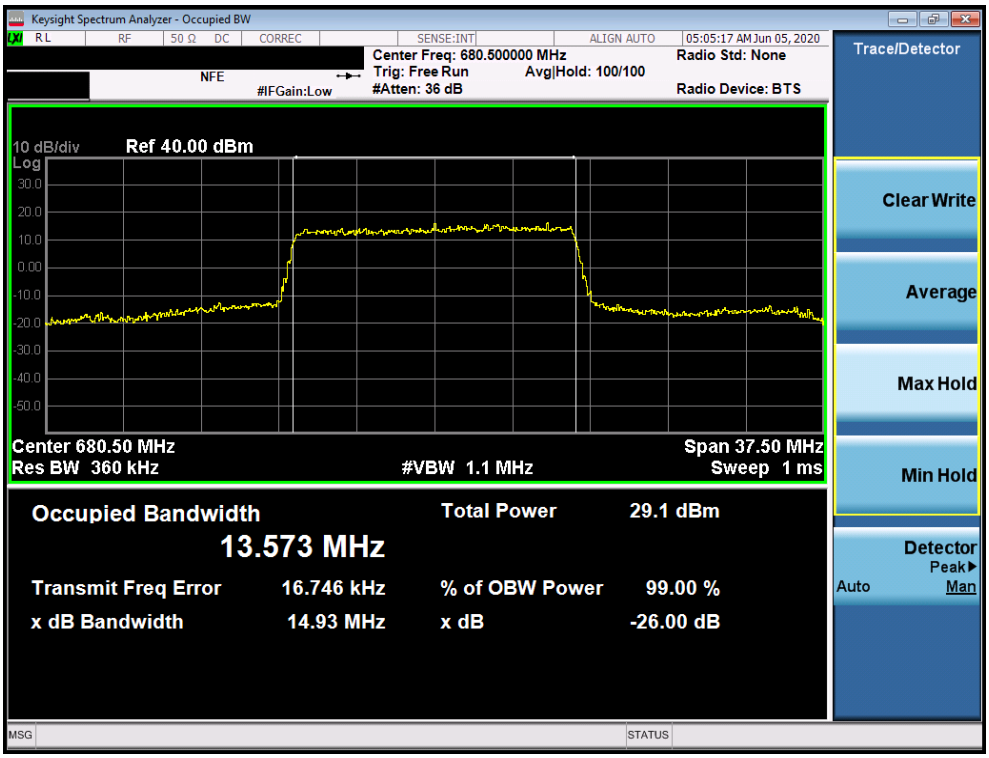


**Plot 7-11. Occupied Bandwidth Plot (Band 71 - 15.0MHz 64-QAM - Full RB Configuration)**

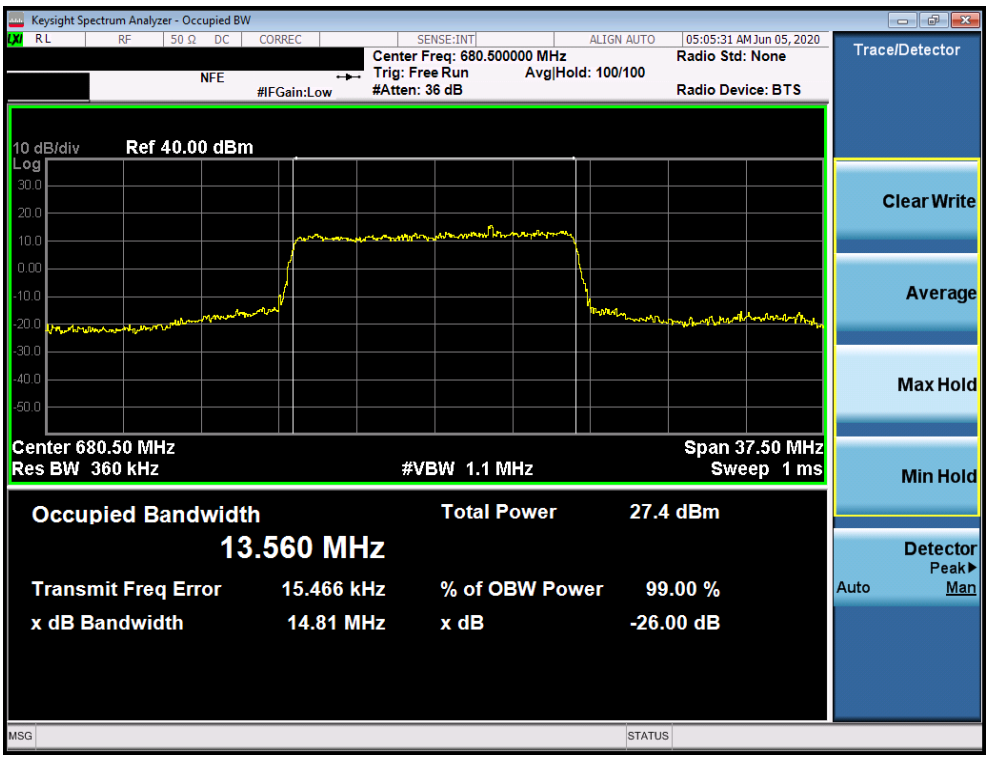


**Plot 7-12. Occupied Bandwidth Plot (Band 71 - 15.0MHz 256-QAM - Full RB Configuration)**




© 2020 PCTEST V 9.0 02/01/2019

All rights reserved. Unless otherwise specified, no part of this report may be reproduced or utilized in any part, form or by any means, electronic or mechanical, including photocopying and microfilm, without permission in writing from PCTEST. If you have any questions about this international copyright or have an enquiry about obtaining additional rights to this report or assembly of contents thereof, please contact INFO@PCTEST.COM.

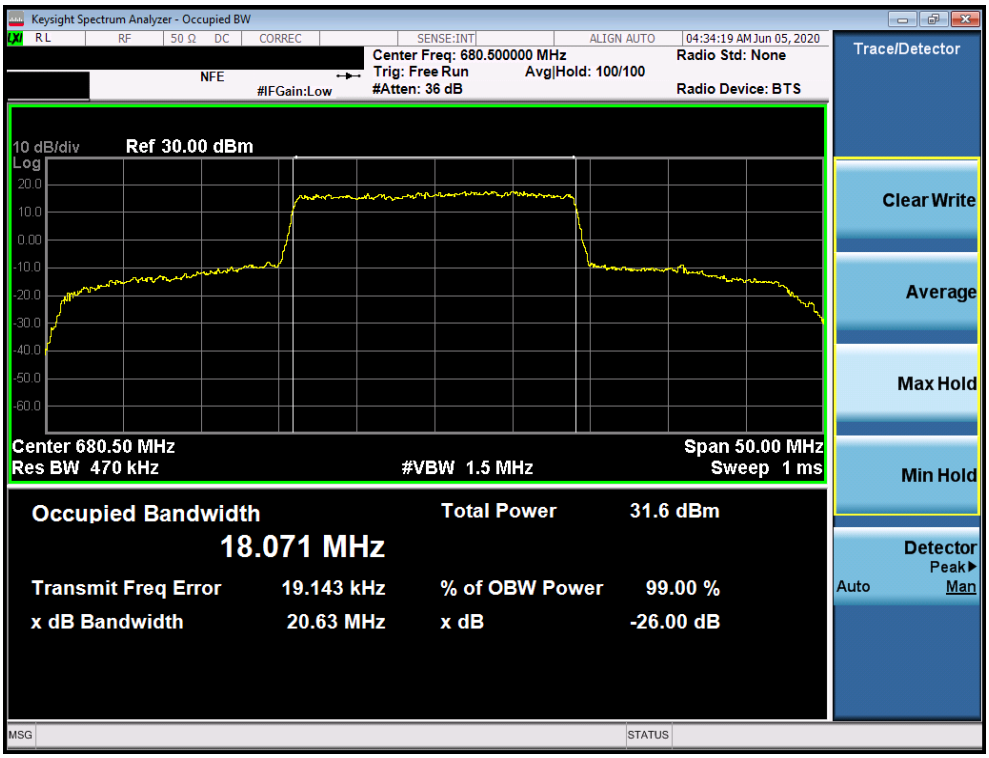


**Plot 7-13. Occupied Bandwidth Plot (Band 71 - 20.0MHz QPSK - Full RB Configuration)**

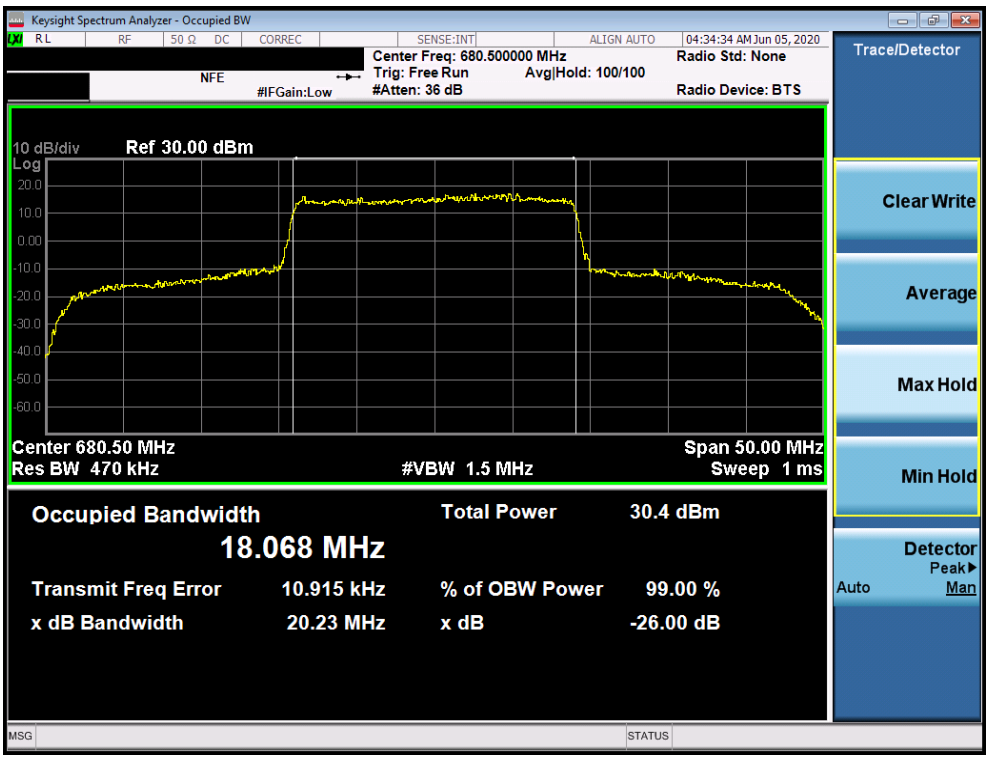


**Plot 7-14. Occupied Bandwidth Plot (Band 71 - 20.0MHz 16-QAM - Full RB Configuration)**




© 2020 PCTEST V 9.0 02/01/2019

All rights reserved. Unless otherwise specified, no part of this report may be reproduced or utilized in any part, form or by any means, electronic or mechanical, including photocopying and microfilm, without permission in writing from PCTEST. If you have any questions about this international copyright or have an enquiry about obtaining additional rights to this report or assembly of contents thereof, please contact INFO@PCTEST.COM.

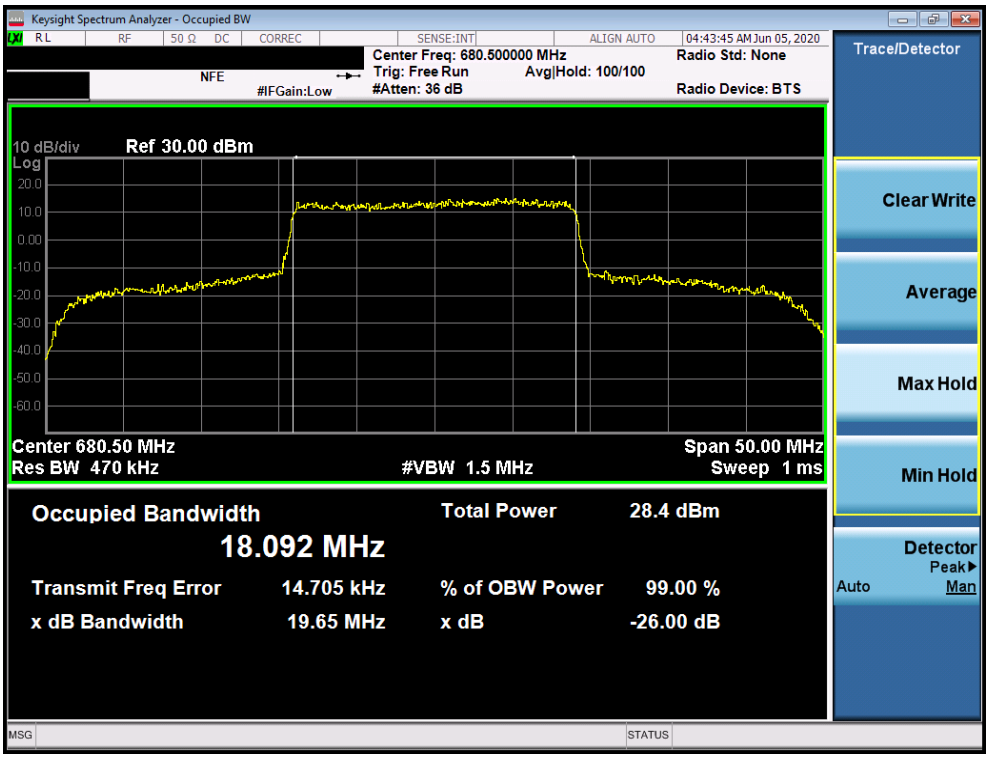


**Plot 7-15. Occupied Bandwidth Plot (Band 71 - 20.0MHz 64-QAM - Full RB Configuration)**

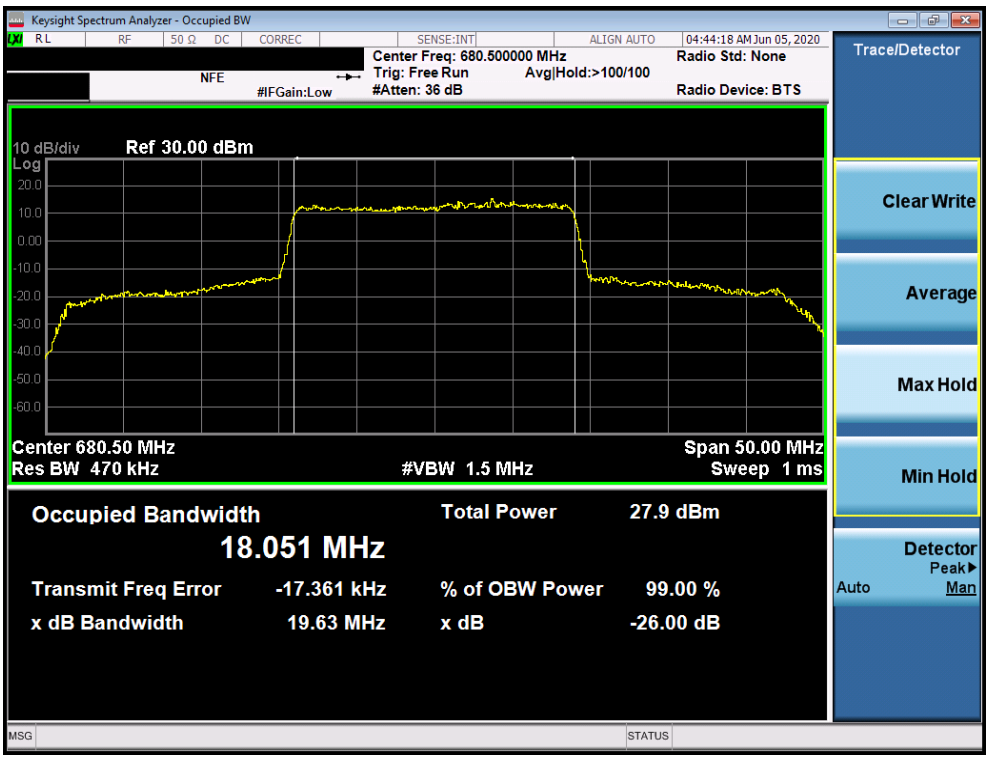


**Plot 7-16. Occupied Bandwidth Plot (Band 71 - 20.0MHz 256-QAM - Full RB Configuration)**




© 2020 PCTEST V 9.0 02/01/2019

All rights reserved. Unless otherwise specified, no part of this report may be reproduced or utilized in any part, form or by any means, electronic or mechanical, including photocopying and microfilm, without permission in writing from PCTEST. If you have any questions about this international copyright or have an enquiry about obtaining additional rights to this report or assembly of contents thereof, please contact INFO@PCTEST.COM.

## NR Band n71

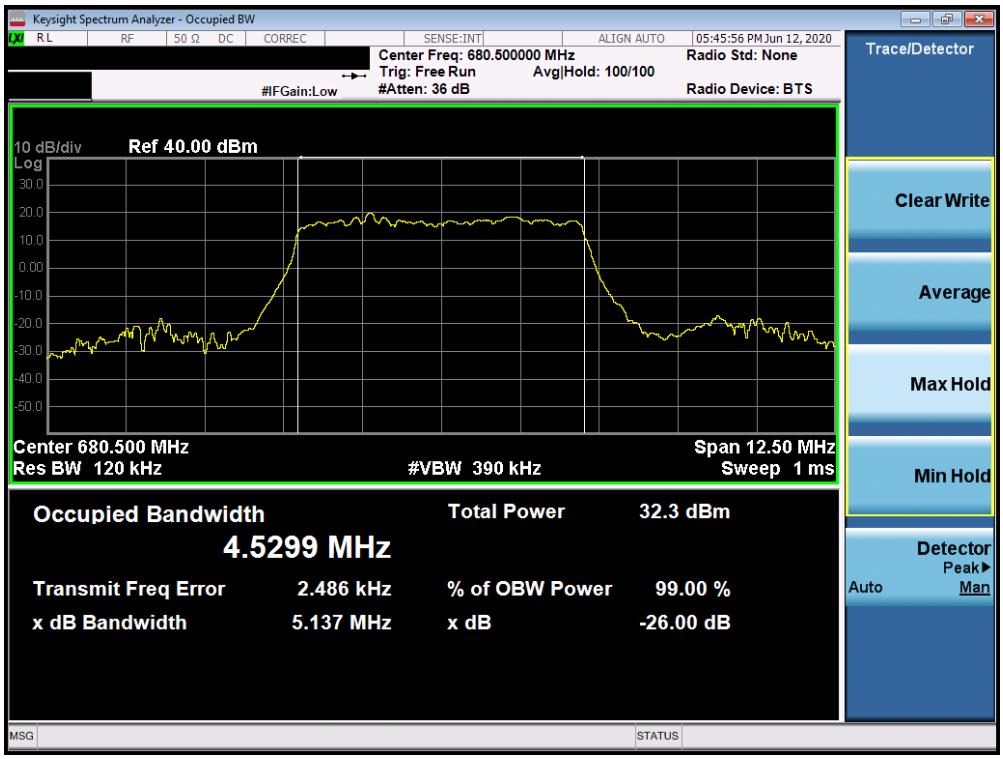


**Plot 7-17. Occupied Bandwidth Plot (n71 5MHz BPSK-DFT-s-OFDM- Full RB Configuration)**

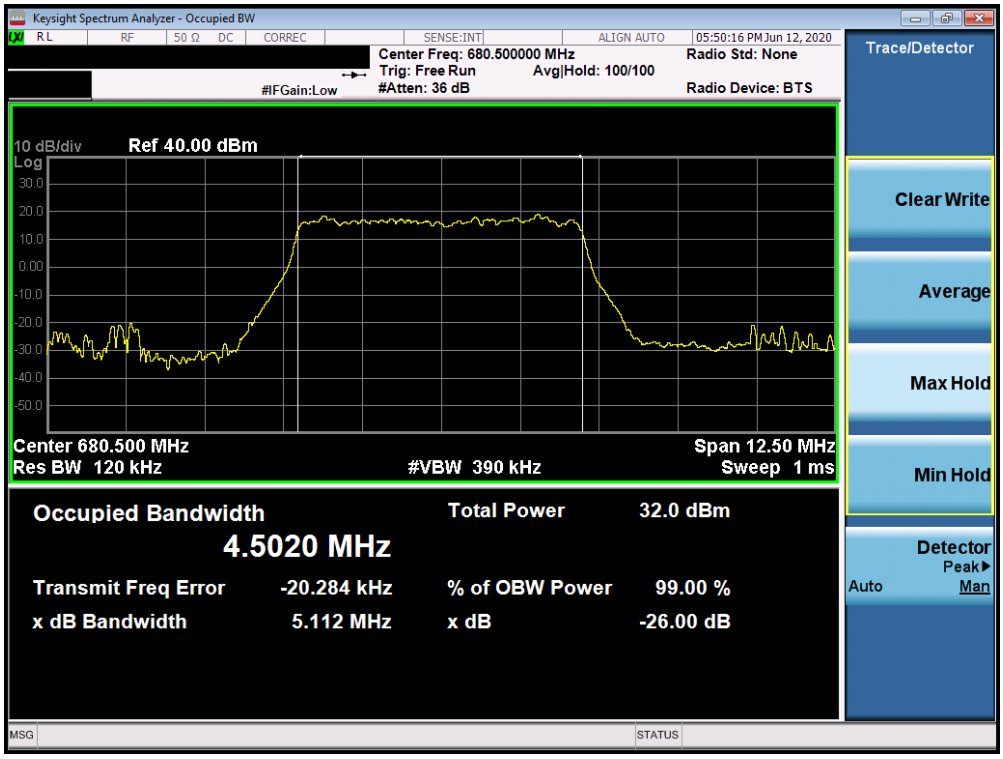


**Plot 7-18. Occupied Bandwidth Plot (n71 5MHz QPSK-CP-OFDM - Full RB Configuration)**




© 2020 PCTEST V 9.0 02/01/2019

All rights reserved. Unless otherwise specified, no part of this report may be reproduced or utilized in any part, form or by any means, electronic or mechanical, including photocopying and microfilm, without permission in writing from PCTEST. If you have any questions about this international copyright or have an enquiry about obtaining additional rights to this report or assembly of contents thereof, please contact INFO@PCTEST.COM.

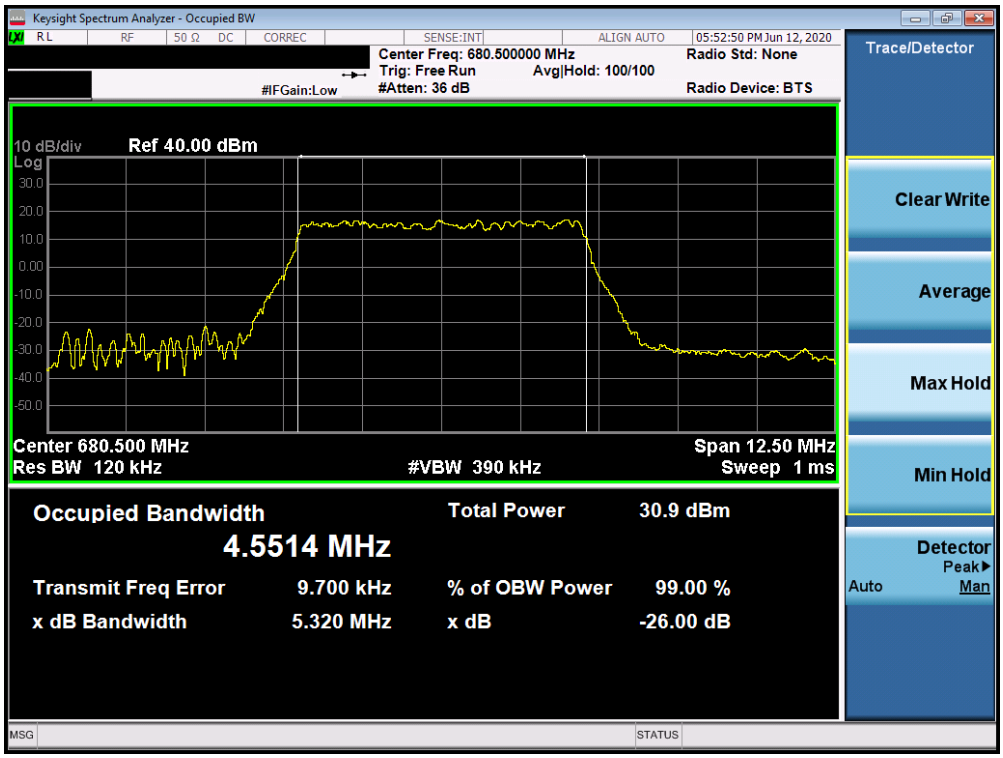


**Plot 7-19. Occupied Bandwidth Plot (n71 5MHz 16QAM-CP-OFDM - Full RB Configuration)**

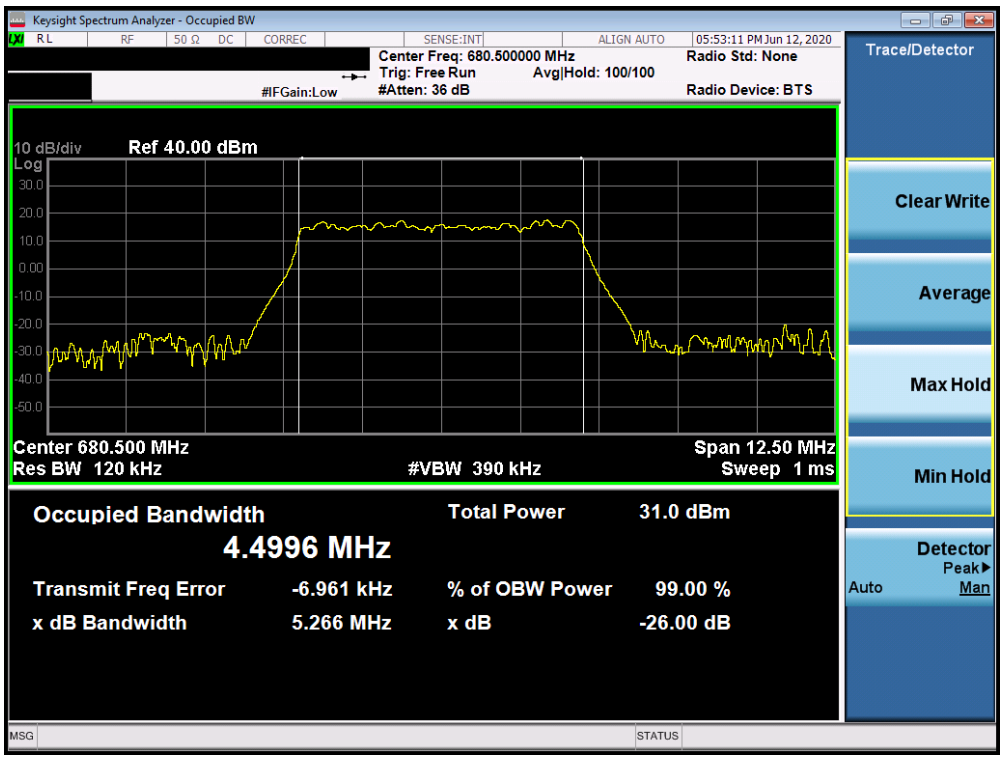


**Plot 7-20. Occupied Bandwidth Plot (n71 5MHz 64QAM-CP-OFDM- Full RB Configuration)**



© 2020 PCTEST
All rights reserved. Unless otherwise specified, no part of this report may be reproduced or utilized in any part, form or by any means, electronic or mechanical, including photocopying and microfilm, without permission in writing from PCTEST. If you have any questions about this international copyright or have an enquiry about obtaining additional rights to this report or assembly of contents thereof, please contact INFO@PCTEST.COM.

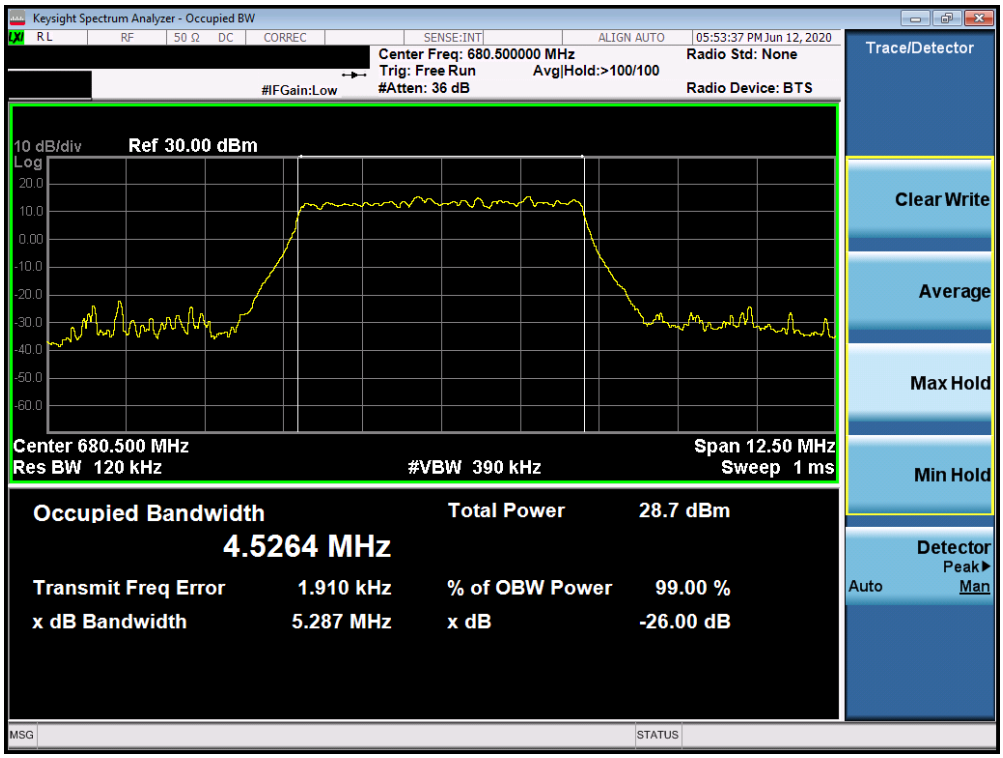


**Plot 7-21. Occupied Bandwidth Plot (n71 5MHz 256QAM-CP-OFDM- Full RB Configuration)**

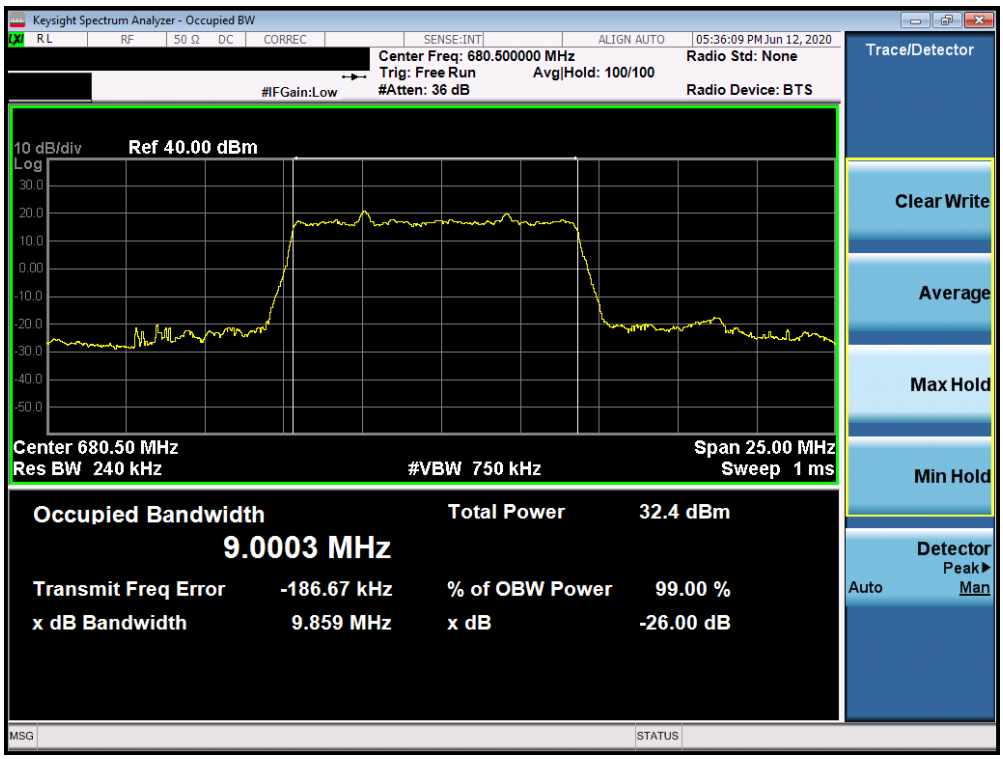


**Plot 7-22. Occupied Bandwidth Plot (n71 10MHz BPSK-DFT-s-OFDM - Full RB Configuration)**



© 2020 PCTEST
All rights reserved. Unless otherwise specified, no part of this report may be reproduced or utilized in any part, form or by any means, electronic or mechanical, including photocopying and microfilm, without permission in writing from PCTEST. If you have any questions about this international copyright or have an enquiry about obtaining additional rights to this report or assembly of contents thereof, please contact INFO@PCTEST.COM.

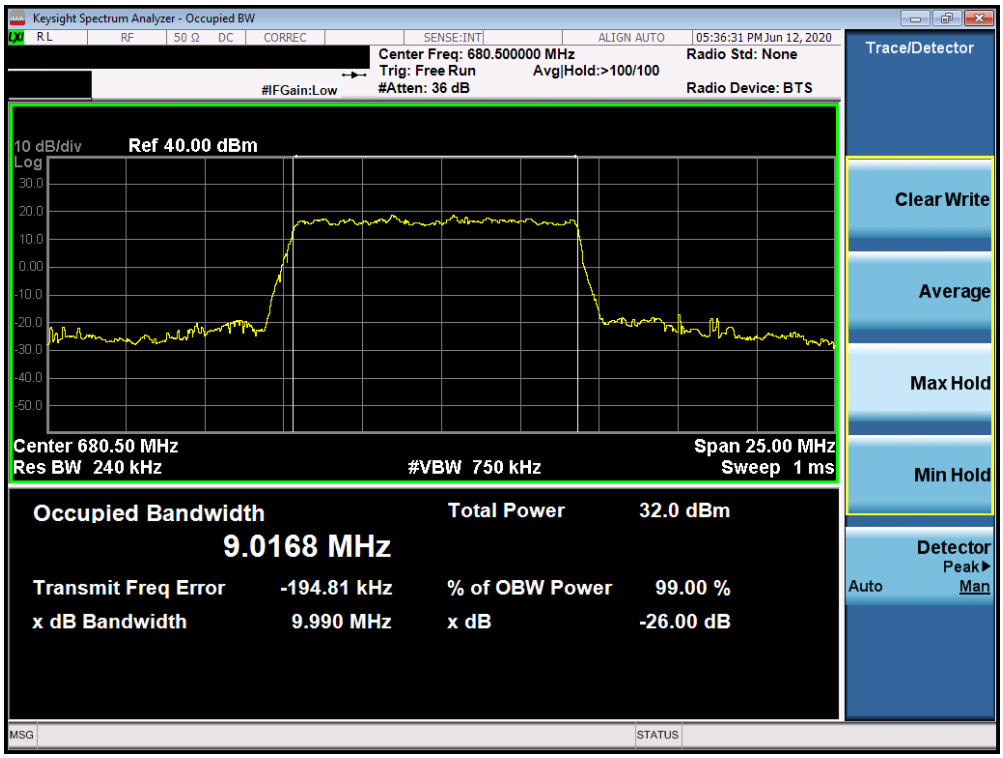


**Plot 7-23. Occupied Bandwidth Plot (n71 10MHz QPSK-CP-OFDM - Full RB Configuration)**

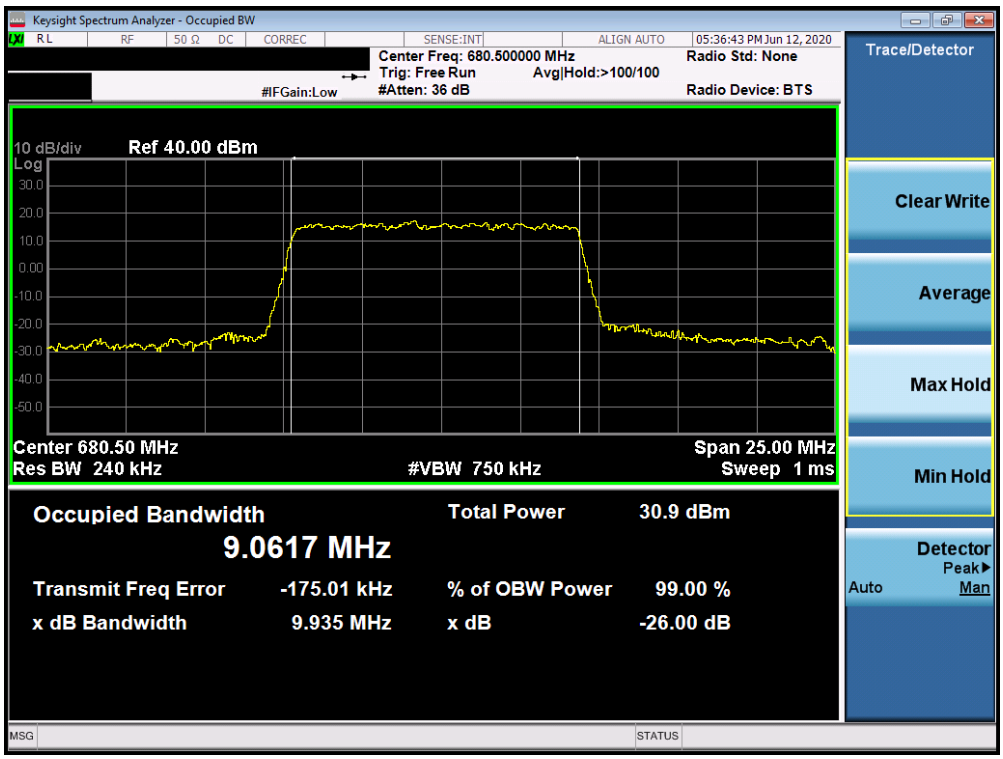


**Plot 7-24. Occupied Bandwidth Plot (n71 10MHz 16QAM-CP-OFDM - Full RB Configuration)**




© 2020 PCTEST V 9.0 02/01/2019

All rights reserved. Unless otherwise specified, no part of this report may be reproduced or utilized in any part, form or by any means, electronic or mechanical, including photocopying and microfilm, without permission in writing from PCTEST. If you have any questions about this international copyright or have an enquiry about obtaining additional rights to this report or assembly of contents thereof, please contact INFO@PCTEST.COM.

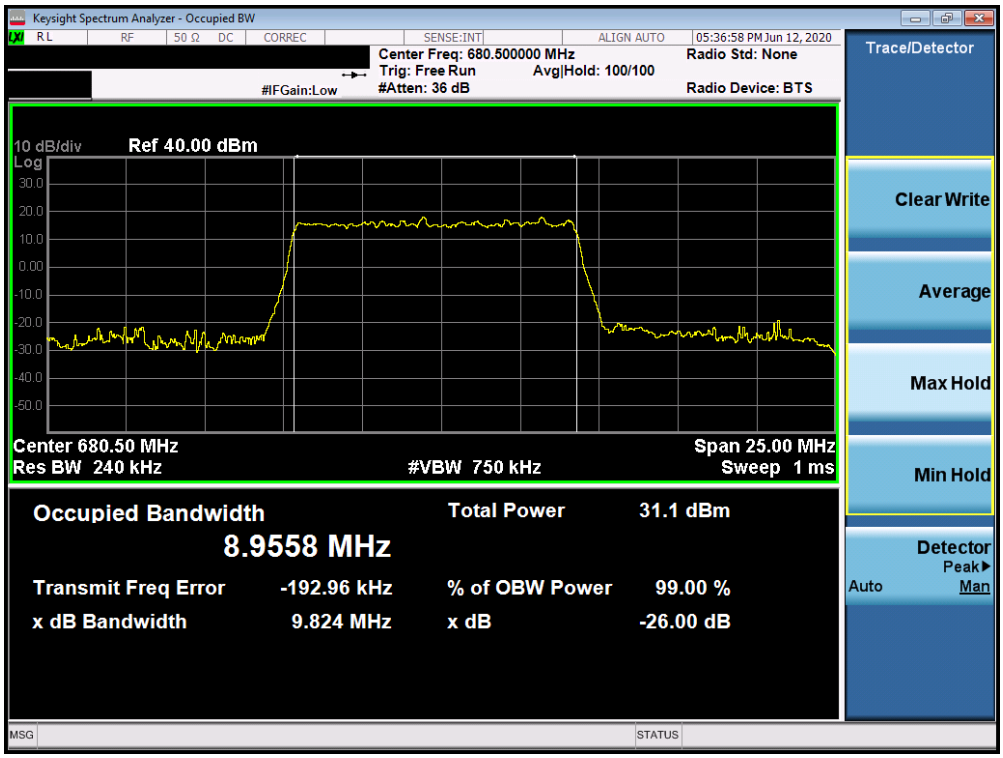


**Plot 7-25. Occupied Bandwidth Plot (n71 10MHz 64QAM-CP-OFDM- Full RB Configuration)**

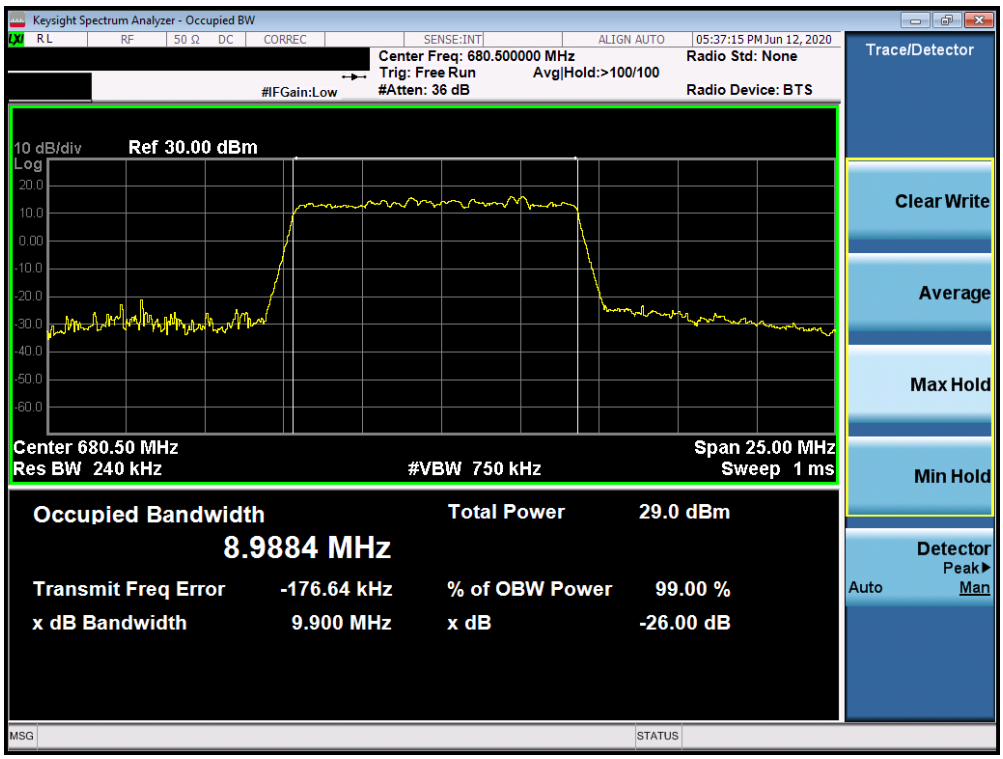


**Plot 7-26. Occupied Bandwidth Plot (n71 10MHz 256QAM-CP-OFDM- Full RB Configuration)**




© 2020 PCTEST V 9.0 02/01/2019

All rights reserved. Unless otherwise specified, no part of this report may be reproduced or utilized in any part, form or by any means, electronic or mechanical, including photocopying and microfilm, without permission in writing from PCTEST. If you have any questions about this international copyright or have an enquiry about obtaining additional rights to this report or assembly of contents thereof, please contact INFO@PCTEST.COM.

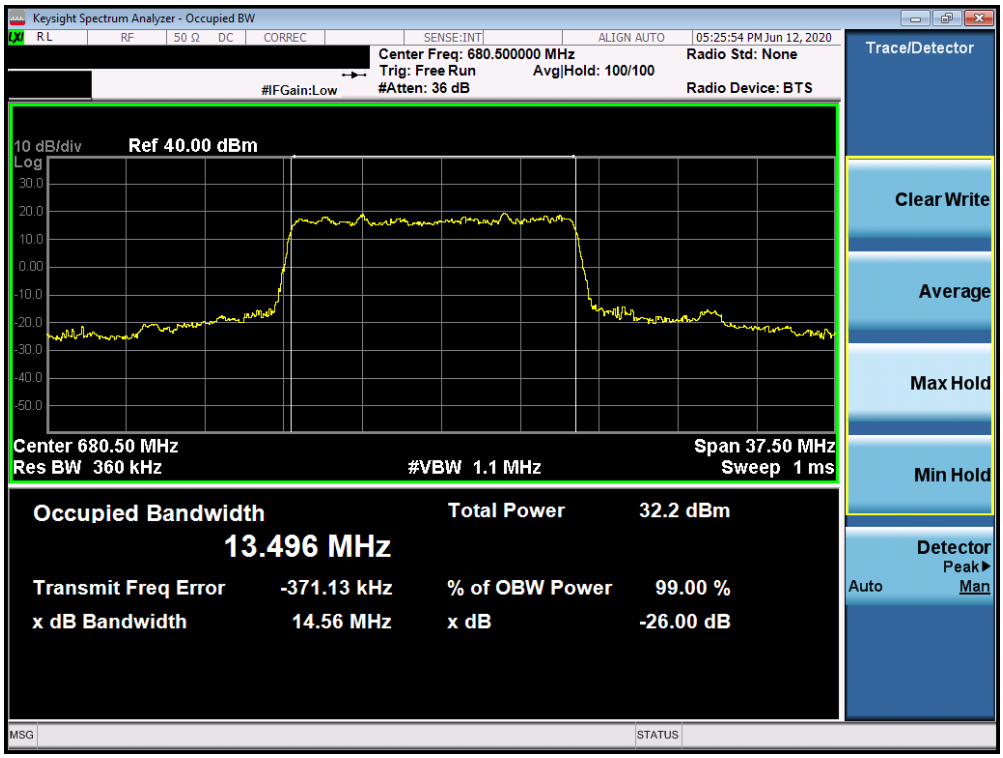


**Plot 7-27. Occupied Bandwidth Plot (n71 15MHz BPSK-DFT-s-OFDM - Full RB Configuration)**

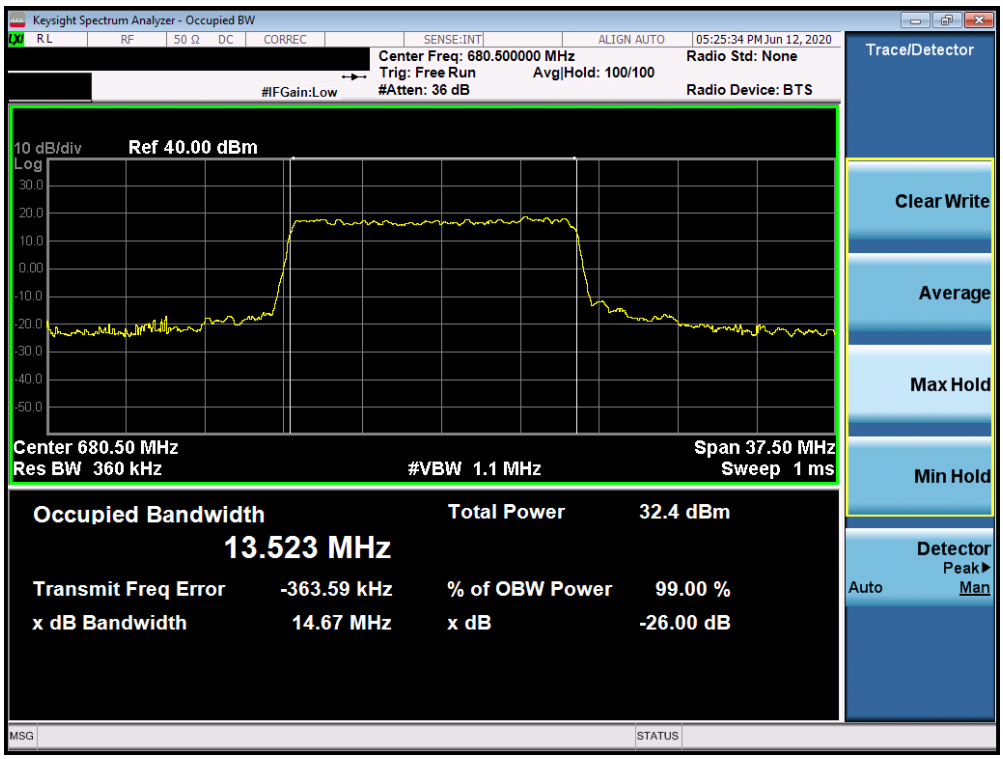


**Plot 7-28. Occupied Bandwidth Plot (n71 15MHz QPSK-CP-OFDM - Full RB Configuration)**




© 2020 PCTEST V 9.0 02/01/2019

All rights reserved. Unless otherwise specified, no part of this report may be reproduced or utilized in any part, form or by any means, electronic or mechanical, including photocopying and microfilm, without permission in writing from PCTEST. If you have any questions about this international copyright or have an enquiry about obtaining additional rights to this report or assembly of contents thereof, please contact INFO@PCTEST.COM.

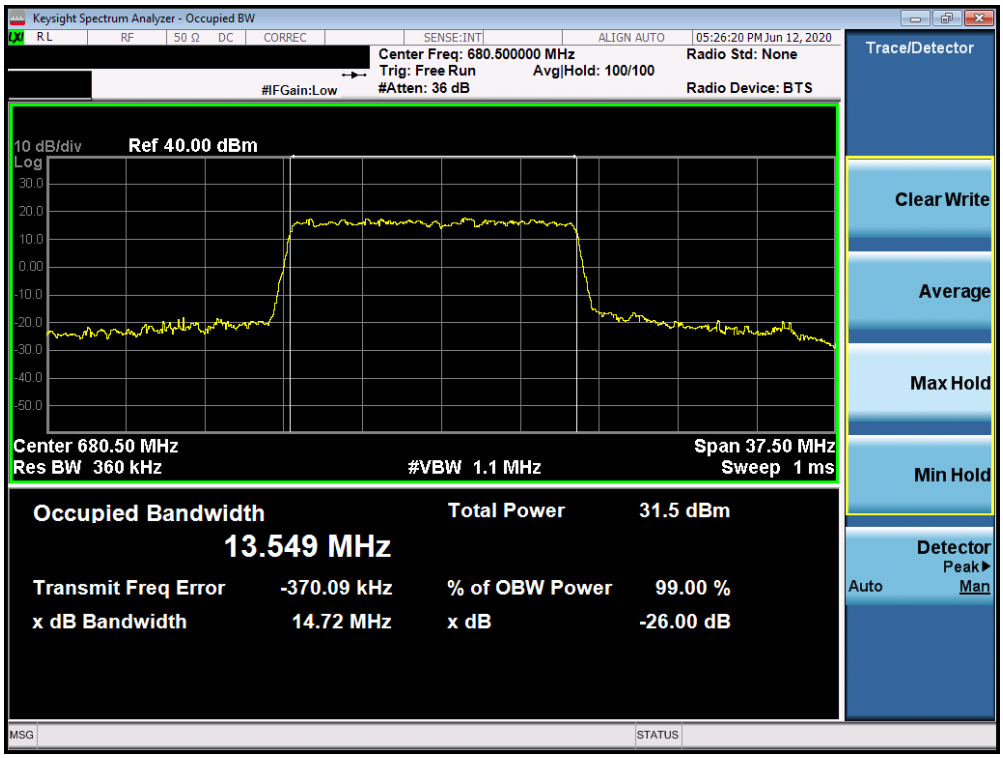


**Plot 7-29. Occupied Bandwidth Plot (n71 15MHz 16QAM-CP-OFDM - Full RB Configuration)**

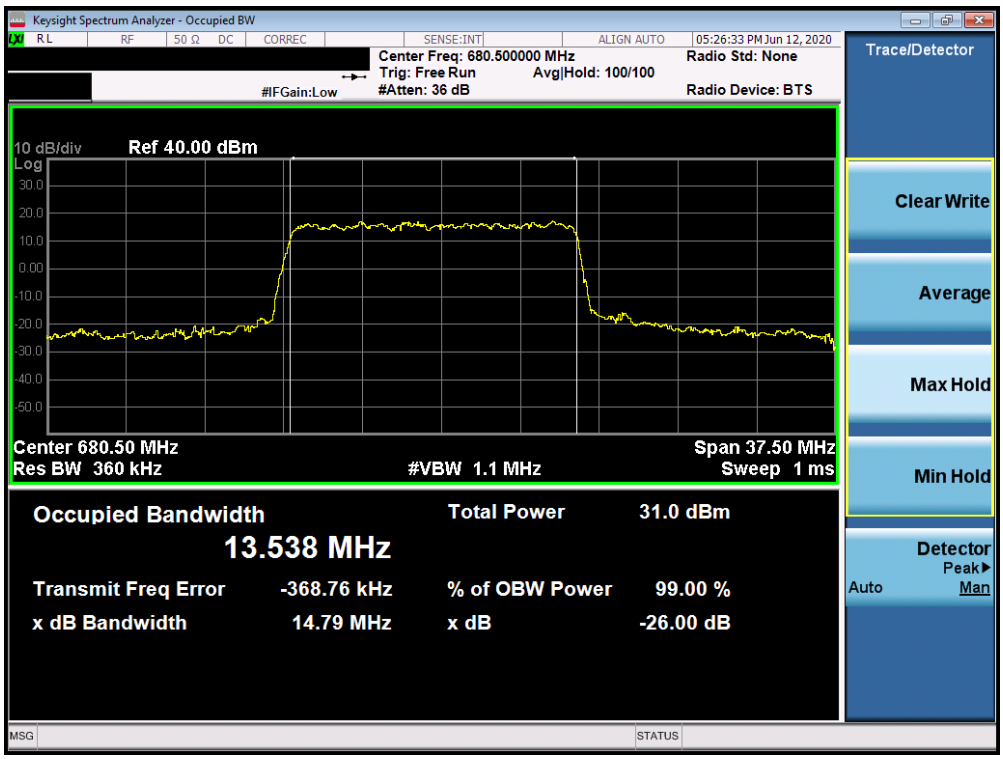


**Plot 7-30. Occupied Bandwidth Plot (n71 15MHz 64QAM-CP-OFDM- Full RB Configuration)**




© 2020 PCTEST V 9.0 02/01/2019

All rights reserved. Unless otherwise specified, no part of this report may be reproduced or utilized in any part, form or by any means, electronic or mechanical, including photocopying and microfilm, without permission in writing from PCTEST. If you have any questions about this international copyright or have an enquiry about obtaining additional rights to this report or assembly of contents thereof, please contact INFO@PCTEST.COM.

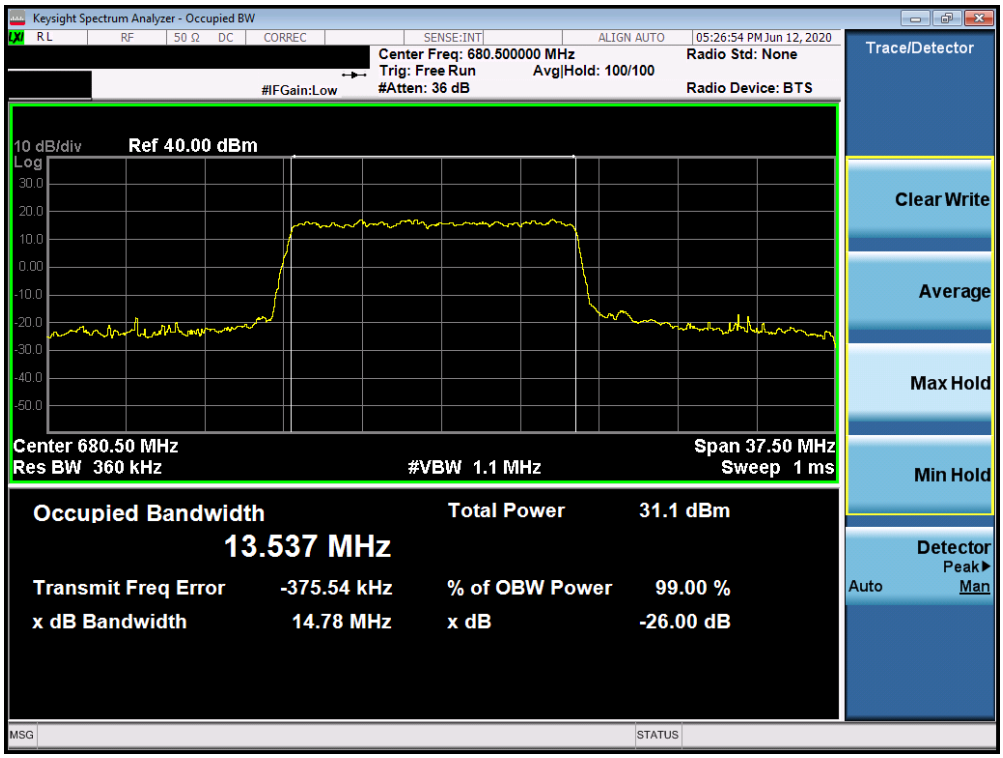


**Plot 7-31. Occupied Bandwidth Plot (n71 15MHz 256QAM-CP-OFDM- Full RB Configuration)**

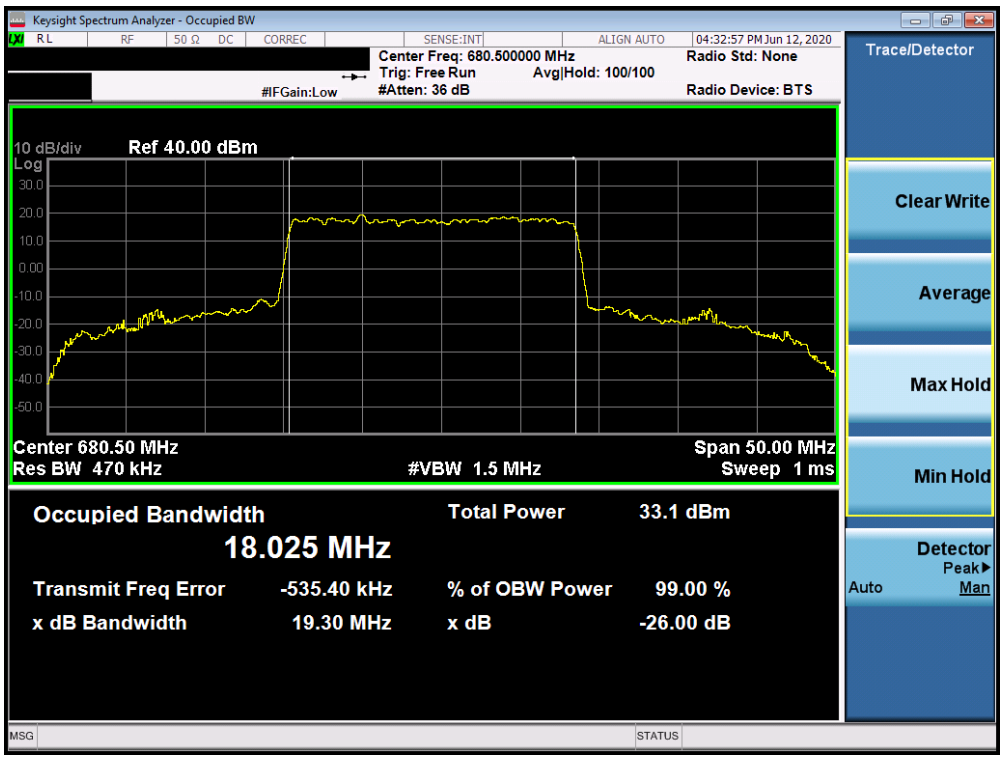


**Plot 7-32. Occupied Bandwidth Plot (n71 20MHz BPSK-DFT-s-OFDM - Full RB Configuration)**




© 2020 PCTEST V 9.0 02/01/2019

All rights reserved. Unless otherwise specified, no part of this report may be reproduced or utilized in any part, form or by any means, electronic or mechanical, including photocopying and microfilm, without permission in writing from PCTEST. If you have any questions about this international copyright or have an enquiry about obtaining additional rights to this report or assembly of contents thereof, please contact INFO@PCTEST.COM.

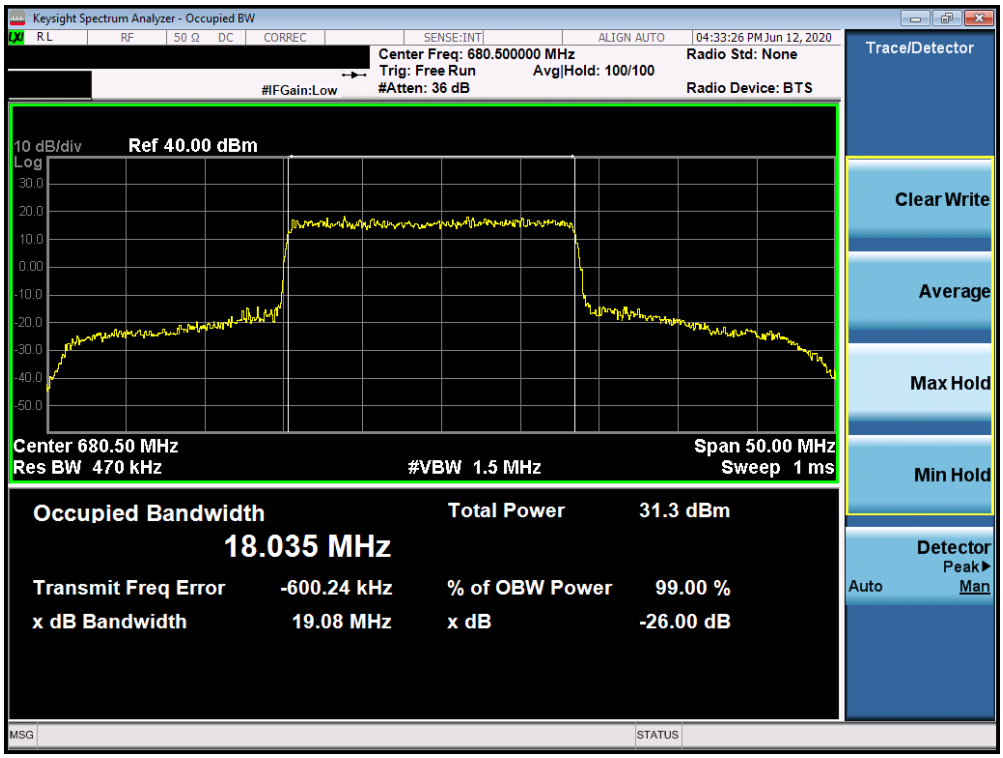


**Plot 7-33. Occupied Bandwidth Plot (n71 20MHz QPSK-CP-OFDM - Full RB Configuration)**

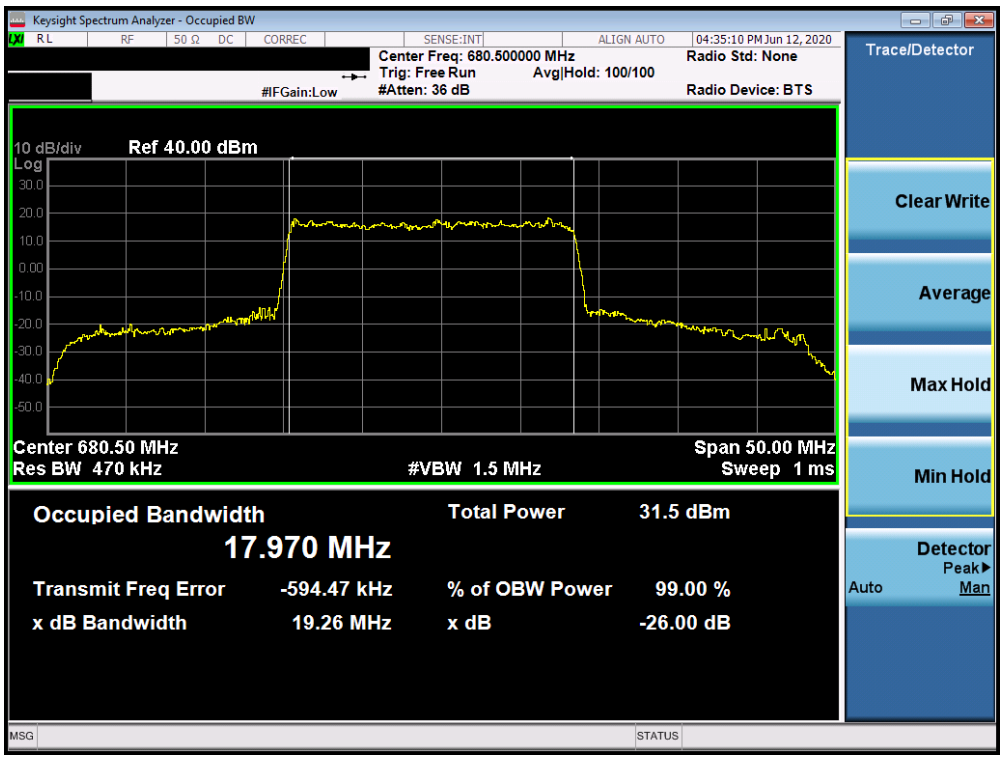


**Plot 7-34. Occupied Bandwidth Plot (n71 20MHz 16QAM-CP-OFDM - Full RB Configuration)**




© 2020 PCTEST V 9.0 02/01/2019

All rights reserved. Unless otherwise specified, no part of this report may be reproduced or utilized in any part, form or by any means, electronic or mechanical, including photocopying and microfilm, without permission in writing from PCTEST. If you have any questions about this international copyright or have an enquiry about obtaining additional rights to this report or assembly of contents thereof, please contact INFO@PCTEST.COM.

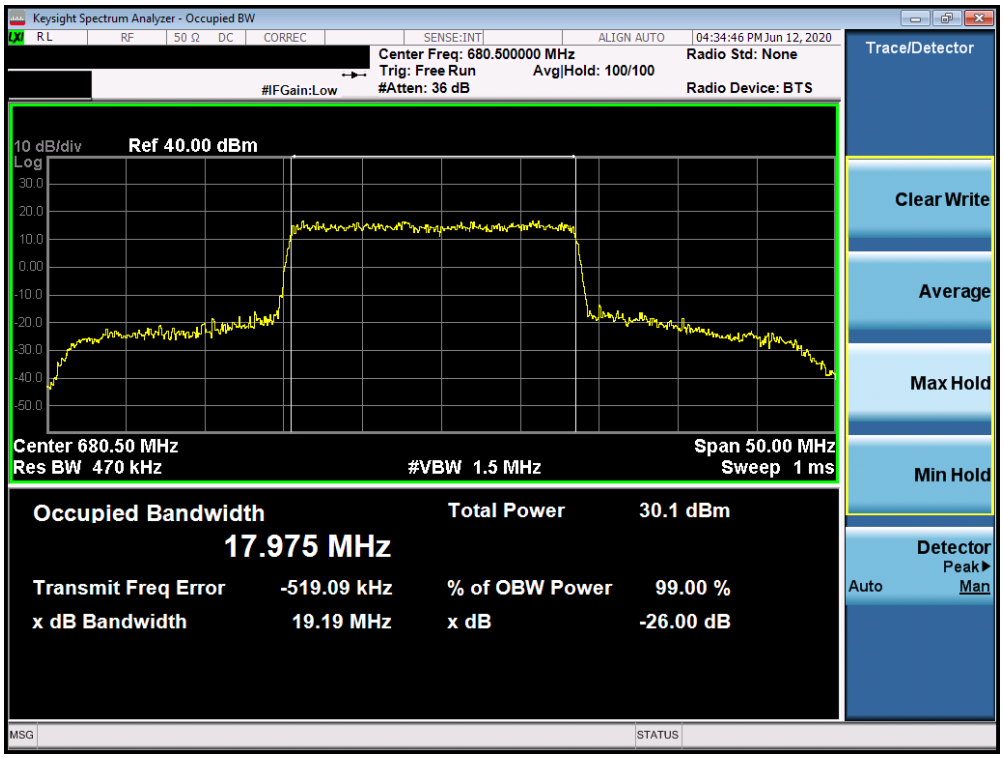


**Plot 7-35. Occupied Bandwidth Plot (n71 20MHz 64QAM-CP-OFDM- Full RB Configuration)**

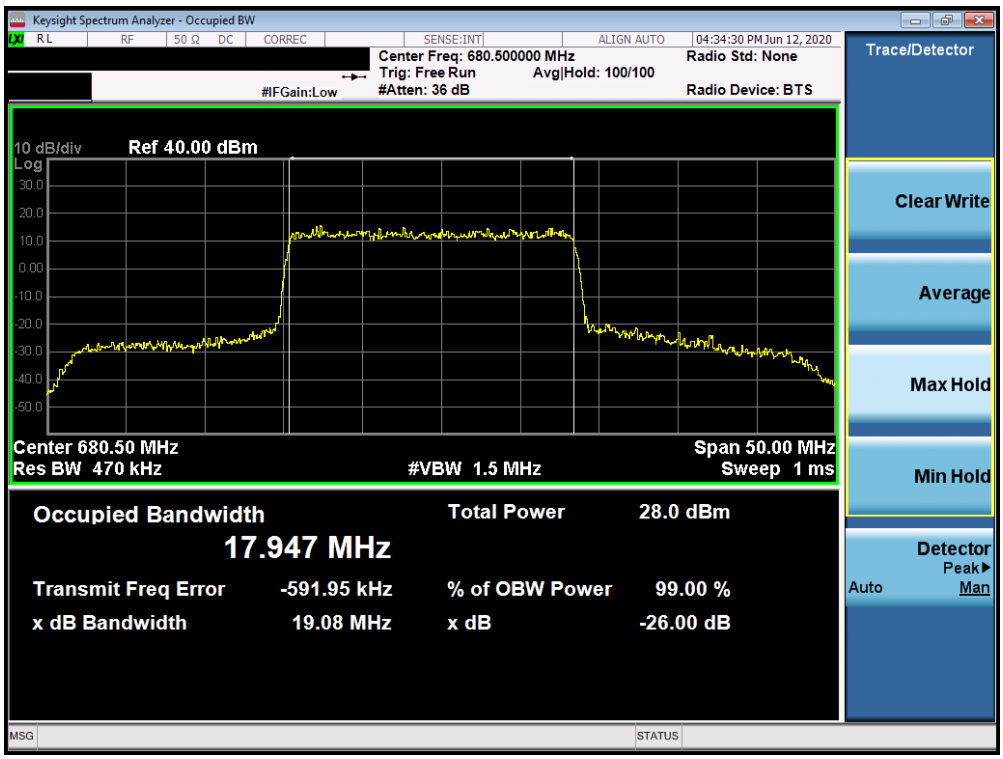


**Plot 7-36. Occupied Bandwidth Plot (n71 20MHz 256QAM-CP-OFDM- Full RB Configuration)**




© 2020 PCTEST V 9.0 02/01/2019

All rights reserved. Unless otherwise specified, no part of this report may be reproduced or utilized in any part, form or by any means, electronic or mechanical, including photocopying and microfilm, without permission in writing from PCTEST. If you have any questions about this international copyright or have an enquiry about obtaining additional rights to this report or assembly of contents thereof, please contact INFO@PCTEST.COM.

## Band 12

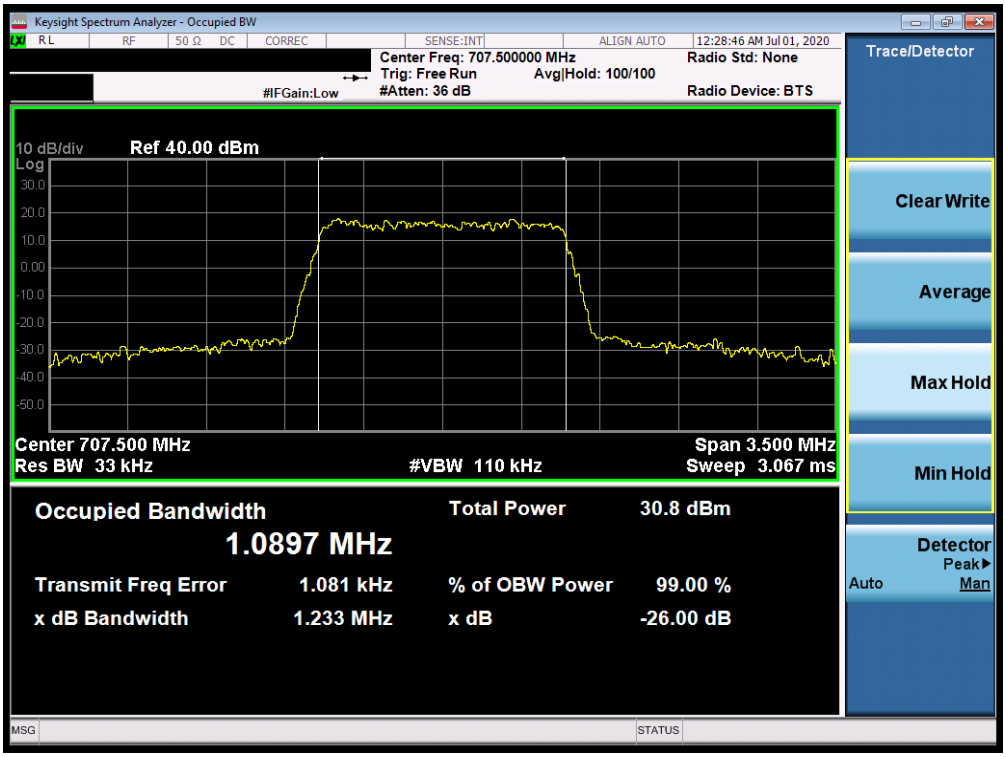


**Plot 7-37. Occupied Bandwidth Plot (Band 12 - 1.4MHz QPSK - Full RB Configuration)**

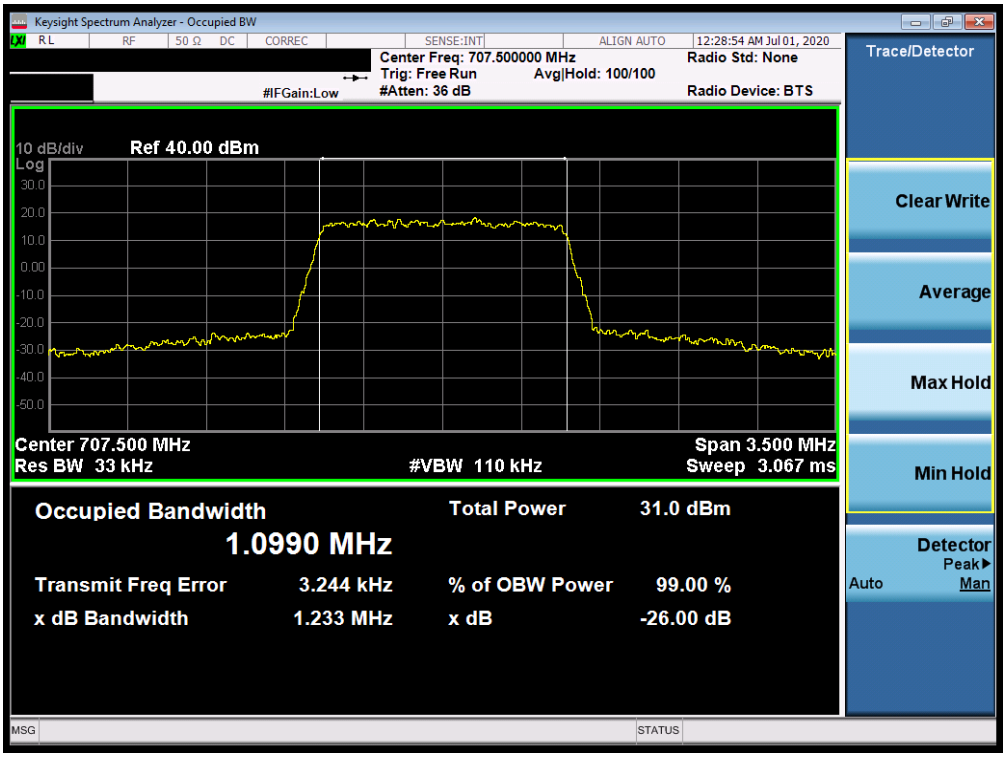


**Plot 7-38. Occupied Bandwidth Plot (Band 12 - 1.4MHz 16-QAM - Full RB Configuration)**




© 2020 PCTEST V 9.0 02/01/2019

All rights reserved. Unless otherwise specified, no part of this report may be reproduced or utilized in any part, form or by any means, electronic or mechanical, including photocopying and microfilm, without permission in writing from PCTEST. If you have any questions about this international copyright or have an enquiry about obtaining additional rights to this report or assembly of contents thereof, please contact INFO@PCTEST.COM.

**Plot 7-39. Occupied Bandwidth Plot (Band 12 - 1.4MHz 64-QAM - Full RB Configuration)**

**Plot 7-40. Occupied Bandwidth Plot (Band 12 - 1.4MHz 256-QAM - Full RB Configuration)**


© 2020 PCTEST
All rights reserved. Unless otherwise specified, no part of this report may be reproduced or utilized in any part, form or by any means, electronic or mechanical, including photocopying and microfilm, without permission in writing from PCTEST. If you have any questions about this international copyright or have an enquiry about obtaining additional rights to this report or assembly of contents thereof, please contact INFO@PCTEST.COM.

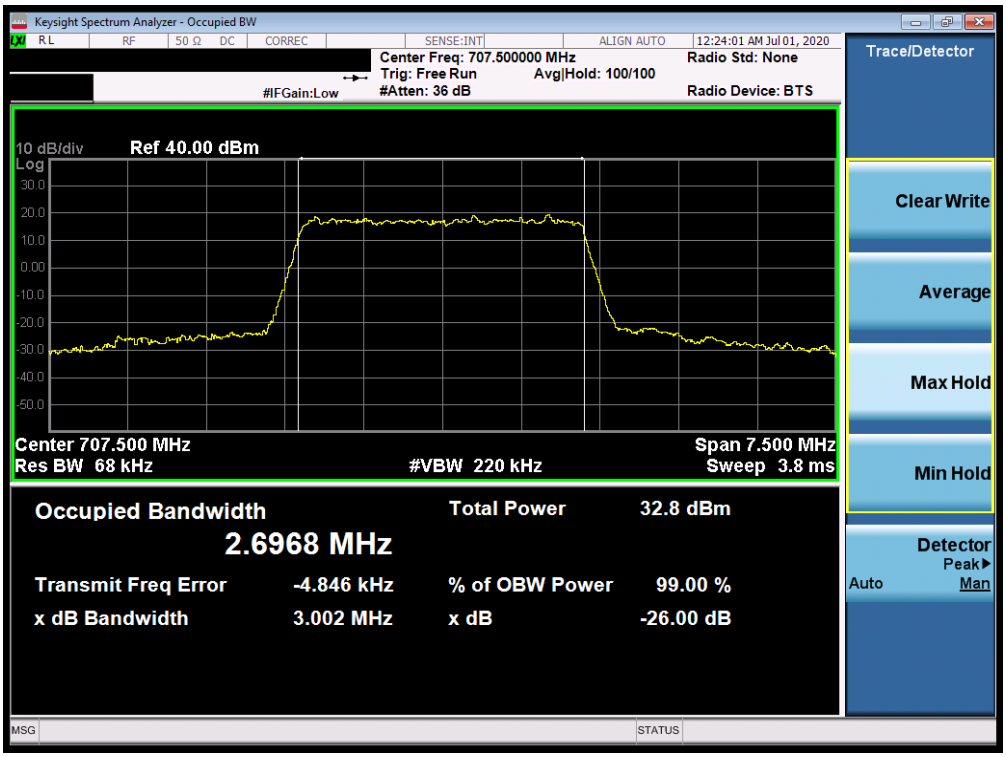


**Plot 7-41. Occupied Bandwidth Plot (Band 12 - 3.0MHz QPSK - Full RB Configuration)**

**Plot 7-42. Occupied Bandwidth Plot (Band 12 - 3.0MHz 16-QAM - Full RB Configuration)**




© 2020 PCTEST V 9.0 02/01/2019

All rights reserved. Unless otherwise specified, no part of this report may be reproduced or utilized in any part, form or by any means, electronic or mechanical, including photocopying and microfilm, without permission in writing from PCTEST. If you have any questions about this international copyright or have an enquiry about obtaining additional rights to this report or assembly of contents thereof, please contact INFO@PCTEST.COM.

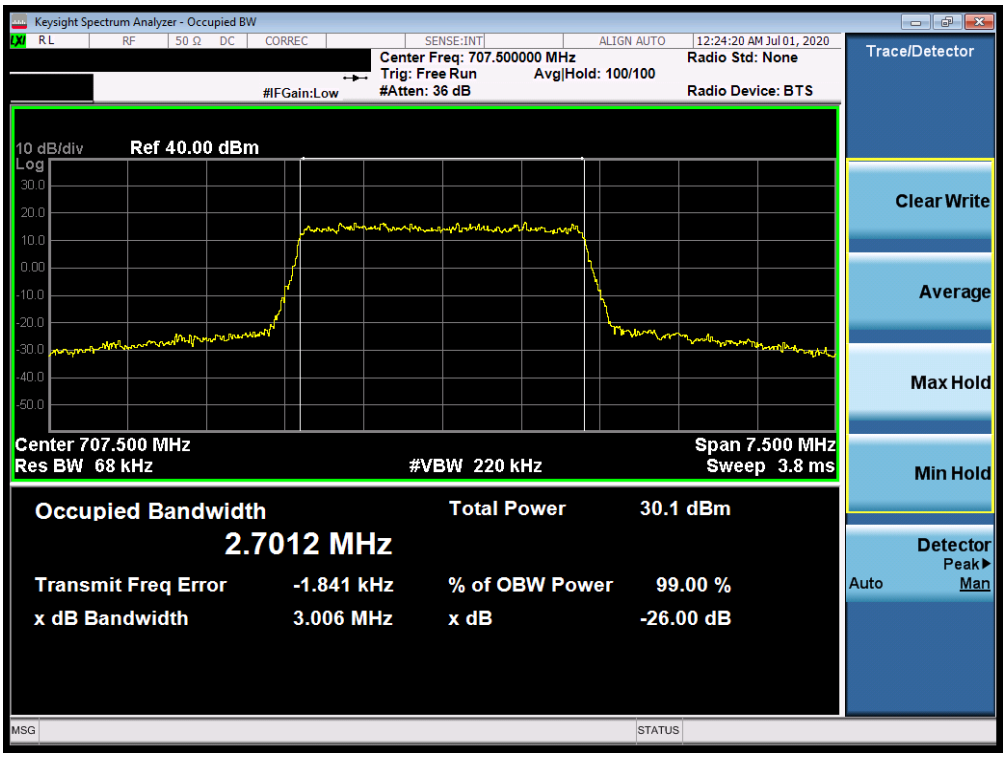


**Plot 7-43. Occupied Bandwidth Plot (Band 12 - 3.0MHz 64-QAM - Full RB Configuration)**

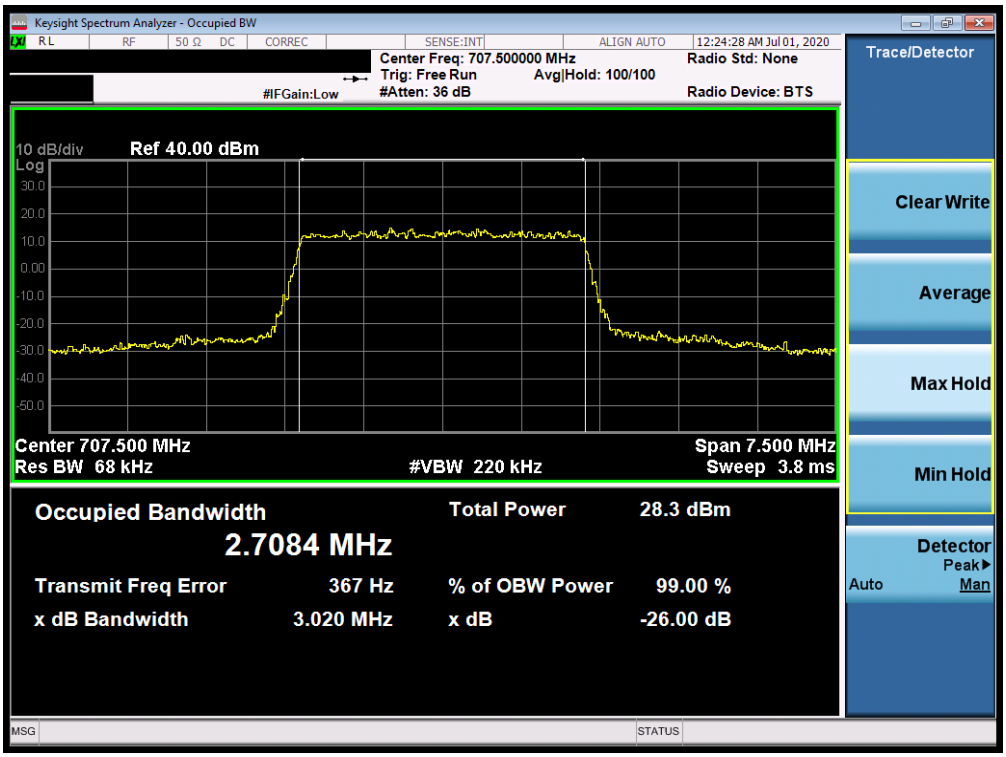


**Plot 7-44. Occupied Bandwidth Plot (Band 12 - 3.0MHz 256-QAM - Full RB Configuration)**




© 2020 PCTEST V 9.0 02/01/2019

All rights reserved. Unless otherwise specified, no part of this report may be reproduced or utilized in any part, form or by any means, electronic or mechanical, including photocopying and microfilm, without permission in writing from PCTEST. If you have any questions about this international copyright or have an enquiry about obtaining additional rights to this report or assembly of contents thereof, please contact INFO@PCTEST.COM.

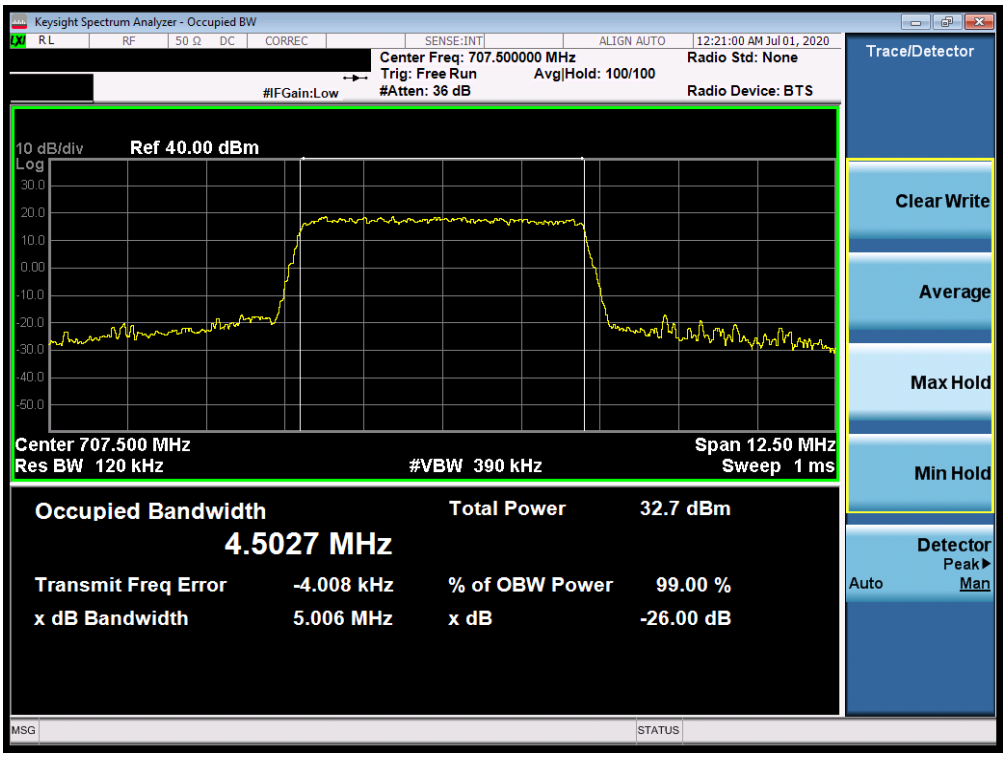


**Plot 7-45. Occupied Bandwidth Plot (Band 12 - 5.0MHz QPSK - Full RB Configuration)**

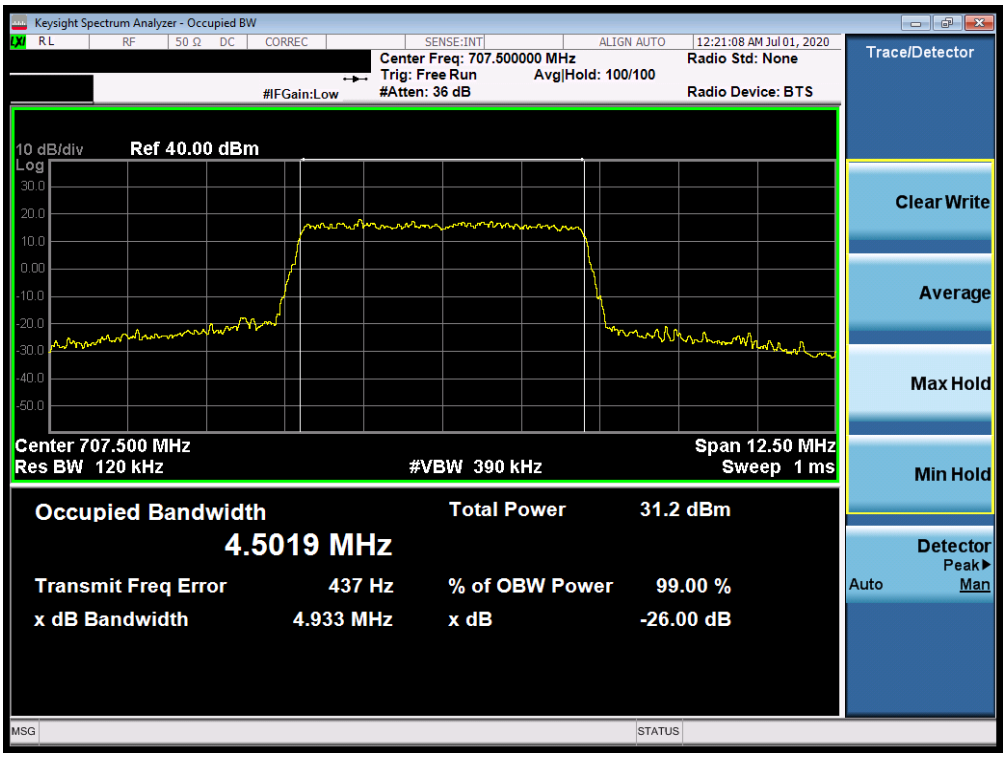


**Plot 7-46. Occupied Bandwidth Plot (Band 12 - 5.0MHz 16-QAM - Full RB Configuration)**




© 2020 PCTEST V 9.0 02/01/2019

All rights reserved. Unless otherwise specified, no part of this report may be reproduced or utilized in any part, form or by any means, electronic or mechanical, including photocopying and microfilm, without permission in writing from PCTEST. If you have any questions about this international copyright or have an enquiry about obtaining additional rights to this report or assembly of contents thereof, please contact INFO@PCTEST.COM.

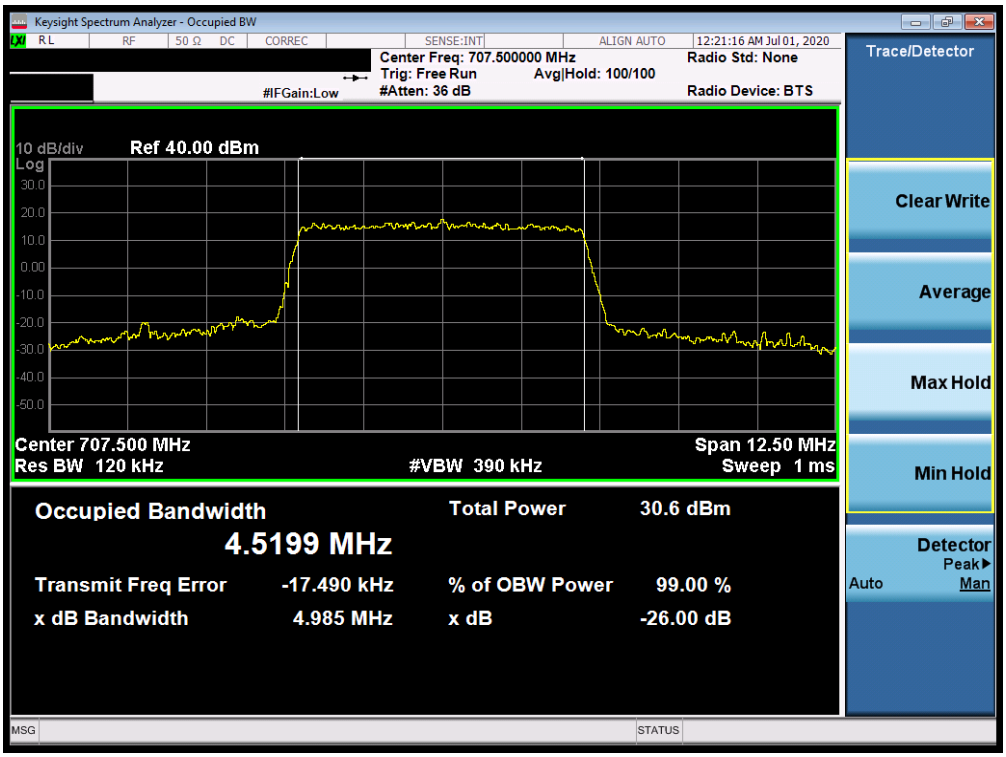


**Plot 7-47. Occupied Bandwidth Plot (Band 12 - 5.0MHz 64-QAM - Full RB Configuration)**

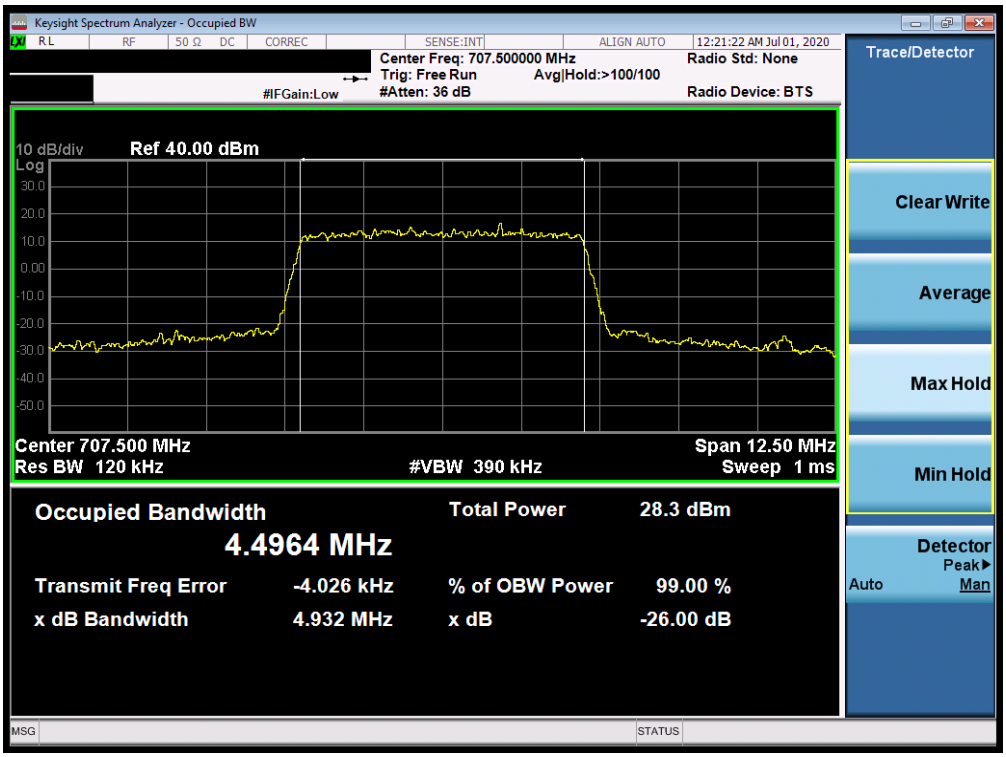


**Plot 7-48. Occupied Bandwidth Plot (Band 12 - 5.0MHz 256-QAM - Full RB Configuration)**




© 2020 PCTEST V 9.0 02/01/2019

All rights reserved. Unless otherwise specified, no part of this report may be reproduced or utilized in any part, form or by any means, electronic or mechanical, including photocopying and microfilm, without permission in writing from PCTEST. If you have any questions about this international copyright or have an enquiry about obtaining additional rights to this report or assembly of contents thereof, please contact INFO@PCTEST.COM.

**Plot 7-49. Occupied Bandwidth Plot (Band 12 - 10.0MHz QPSK - Full RB Configuration)**

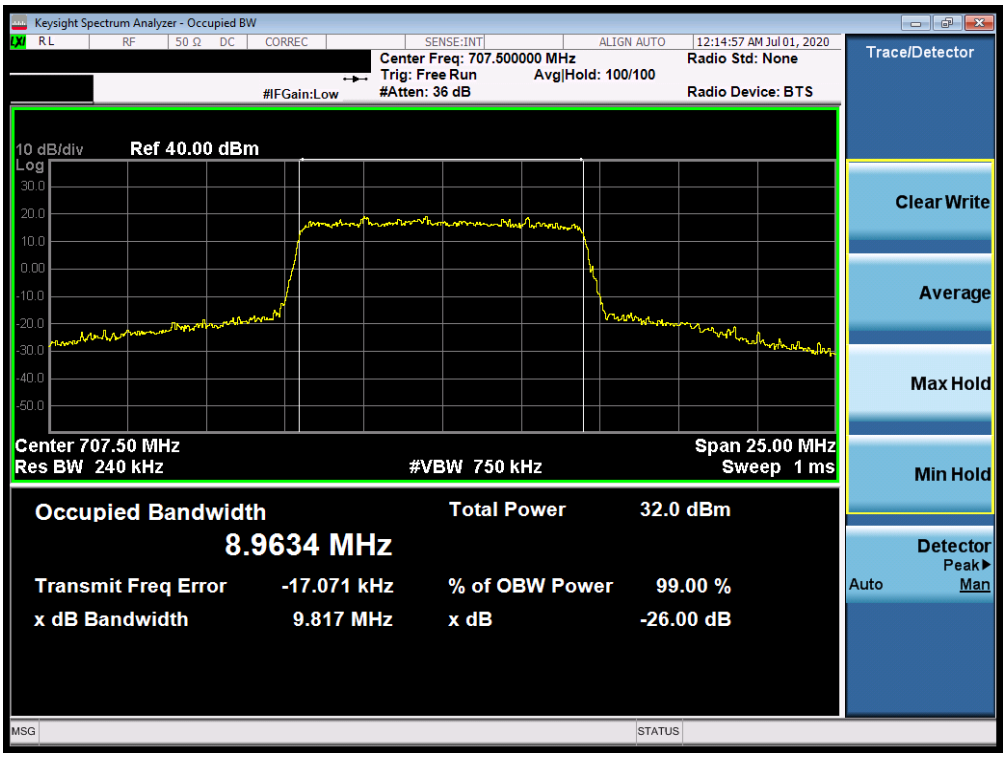


**Plot 7-50. Occupied Bandwidth Plot (Band 12 - 10.0MHz 16-QAM - Full RB Configuration)**




© 2020 PCTEST V 9.0 02/01/2019

All rights reserved. Unless otherwise specified, no part of this report may be reproduced or utilized in any part, form or by any means, electronic or mechanical, including photocopying and microfilm, without permission in writing from PCTEST. If you have any questions about this international copyright or have an enquiry about obtaining additional rights to this report or assembly of contents thereof, please contact INFO@PCTEST.COM.

**Plot 7-51. Occupied Bandwidth Plot (Band 12 - 10.0MHz 64-QAM - Full RB Configuration)**

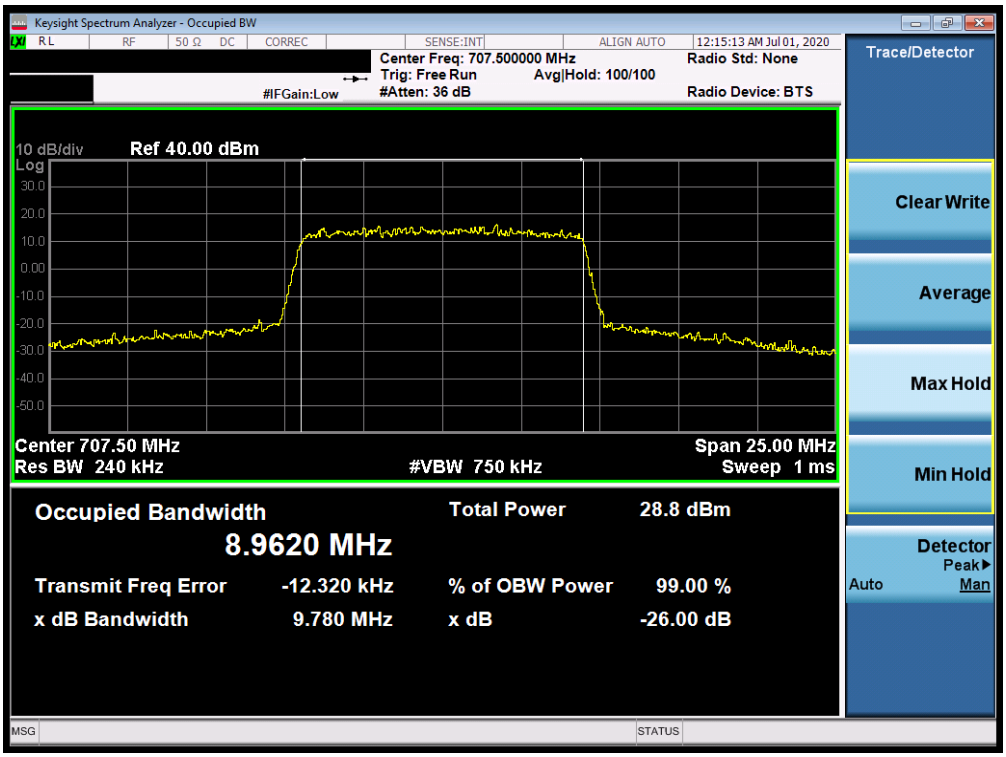


**Plot 7-52. Occupied Bandwidth Plot (Band 12 - 10.0MHz 256-QAM - Full RB Configuration)**




© 2020 PCTEST V 9.0 02/01/2019
All rights reserved. Unless otherwise specified, no part of this report may be reproduced or utilized in any part, form or by any means, electronic or mechanical, including photocopying and microfilm, without permission in writing from PCTEST. If you have any questions about this international copyright or have an enquiry about obtaining additional rights to this report or assembly of contents thereof, please contact INFO@PCTEST.COM.

## Band 13

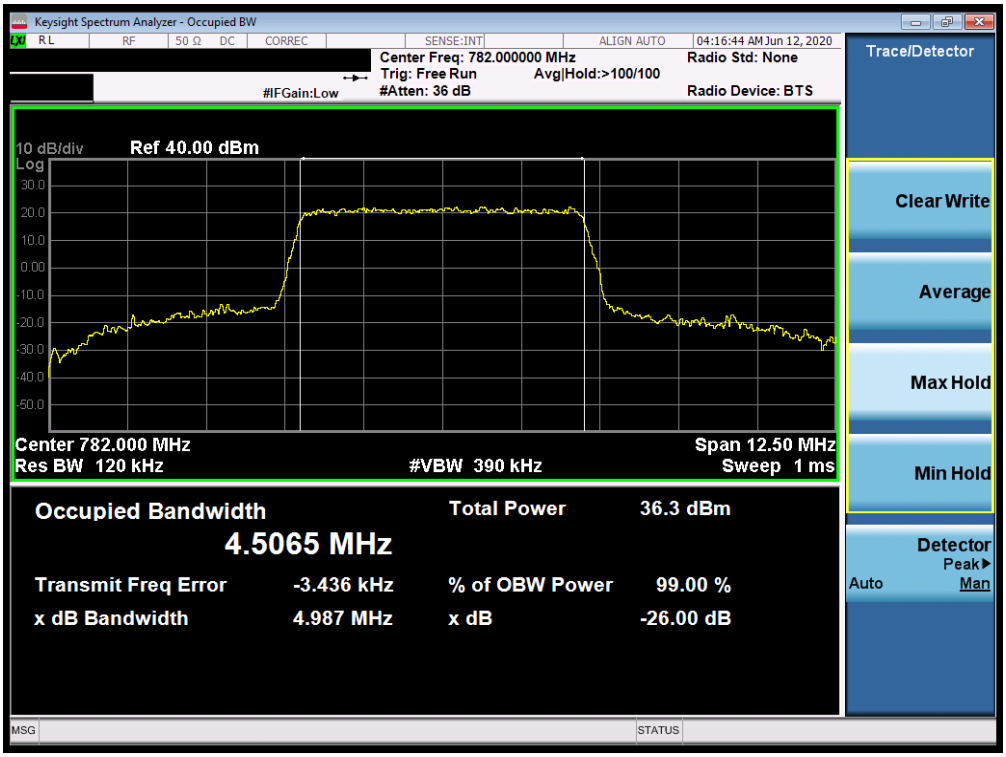


**Plot 7-53. Occupied Bandwidth Plot (Band 13 - 5.0MHz QPSK - Full RB Configuration)**

**Plot 7-54. Occupied Bandwidth Plot (Band 13 - 5.0MHz 16-QAM - Full RB Configuration)**




© 2020 PCTEST V 9.0 02/01/2019
All rights reserved. Unless otherwise specified, no part of this report may be reproduced or utilized in any part, form or by any means, electronic or mechanical, including photocopying and microfilm, without permission in writing from PCTEST. If you have any questions about this international copyright or have an enquiry about obtaining additional rights to this report or assembly of contents thereof, please contact INFO@PCTEST.COM.

**Plot 7-55. Occupied Bandwidth Plot (Band 13 - 5.0MHz 64-QAM - Full RB Configuration)**

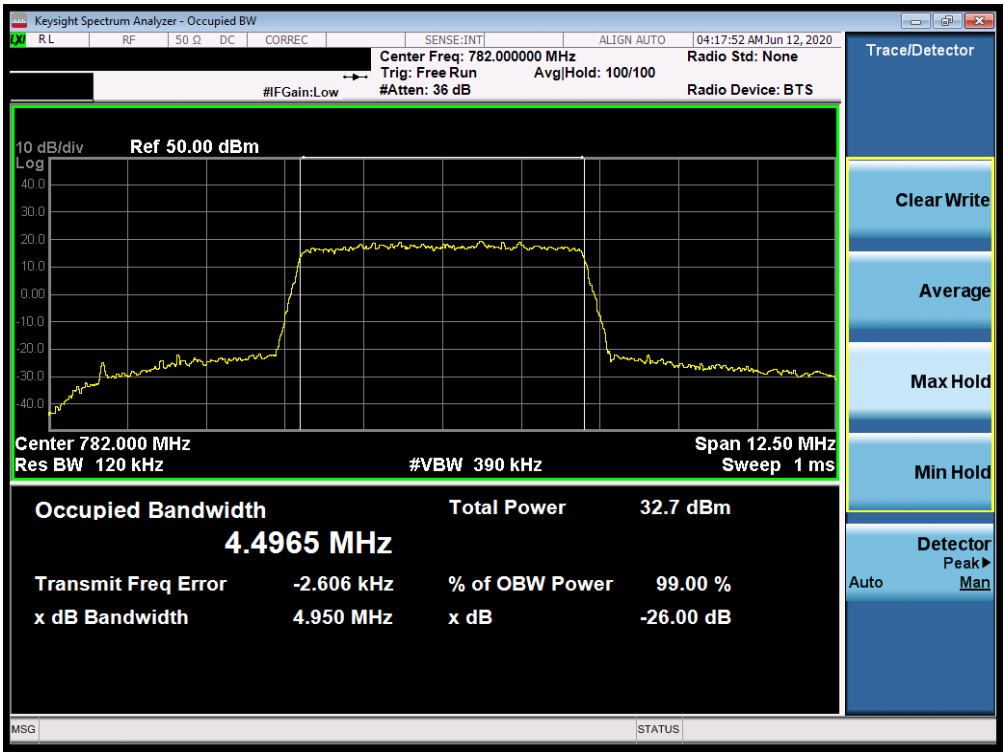


**Plot 7-56. Occupied Bandwidth Plot (Band 13 - 5.0MHz 256-QAM - Full RB Configuration)**




© 2020 PCTEST V 9.0 02/01/2019

All rights reserved. Unless otherwise specified, no part of this report may be reproduced or utilized in any part, form or by any means, electronic or mechanical, including photocopying and microfilm, without permission in writing from PCTEST. If you have any questions about this international copyright or have an enquiry about obtaining additional rights to this report or assembly of contents thereof, please contact INFO@PCTEST.COM.

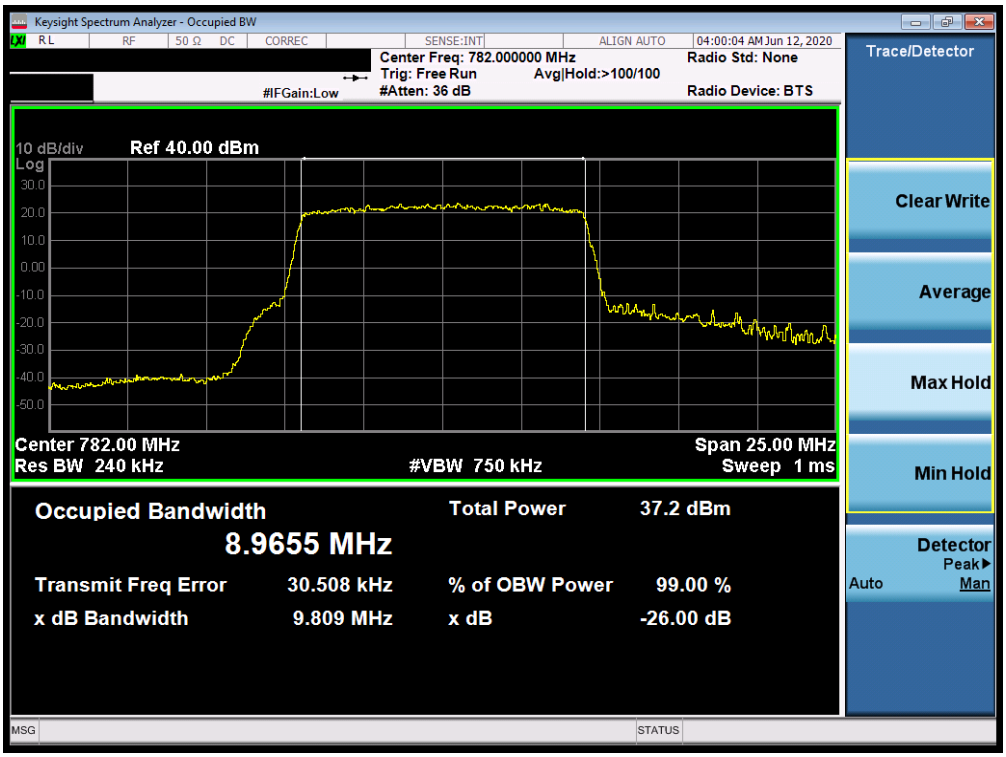


**Plot 7-57. Occupied Bandwidth Plot (Band 13 - 10.0MHz QPSK - Full RB Configuration)**

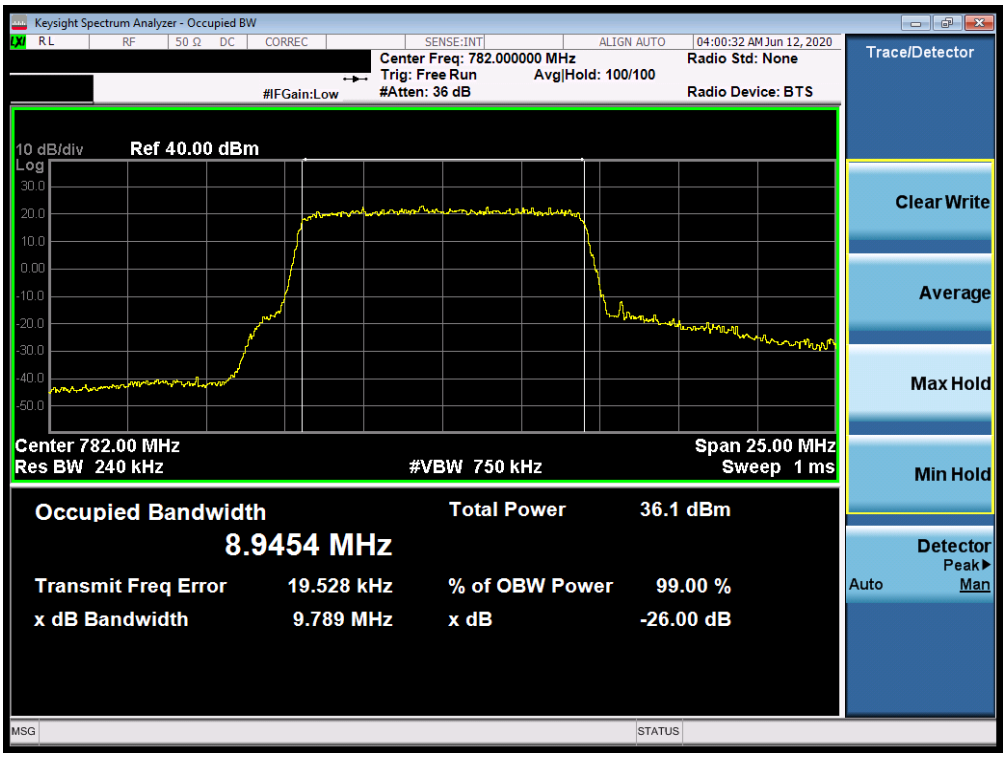


**Plot 7-58. Occupied Bandwidth Plot (Band 13 - 10.0MHz 16-QAM - Full RB Configuration)**




© 2020 PCTEST V 9.0 02/01/2019

All rights reserved. Unless otherwise specified, no part of this report may be reproduced or utilized in any part, form or by any means, electronic or mechanical, including photocopying and microfilm, without permission in writing from PCTEST. If you have any questions about this international copyright or have an enquiry about obtaining additional rights to this report or assembly of contents thereof, please contact INFO@PCTEST.COM.

**Plot 7-59. Occupied Bandwidth Plot (Band 13 - 10.0MHz 64-QAM - Full RB Configuration)**

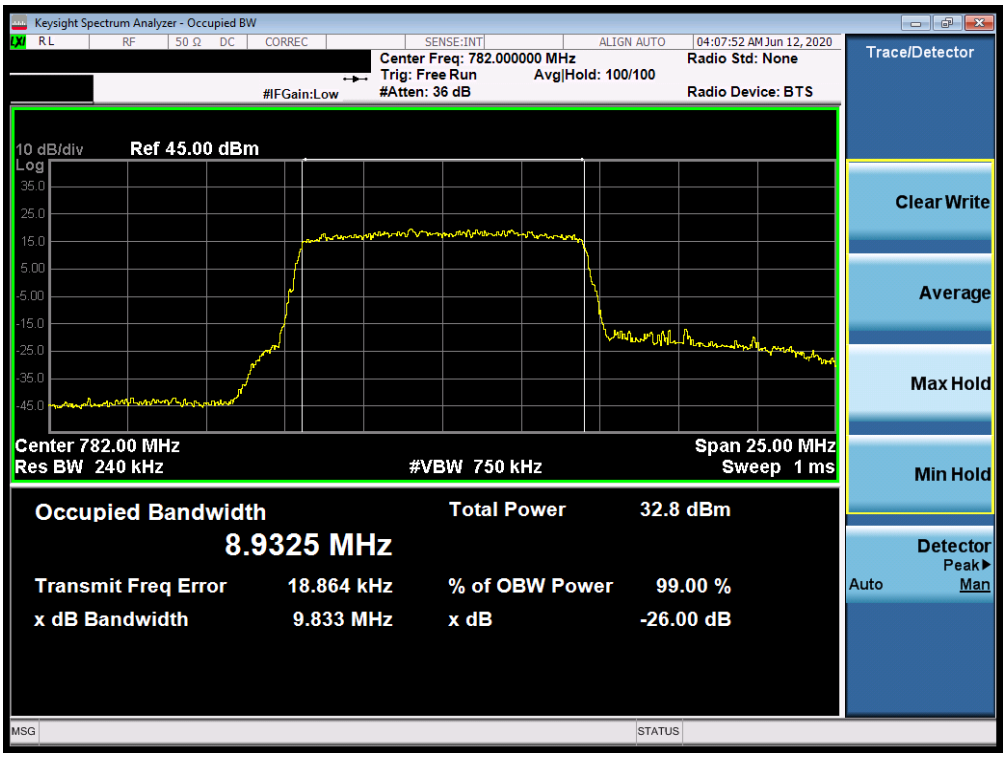


**Plot 7-60. Occupied Bandwidth Plot (Band 13 - 10.0MHz 256-QAM - Full RB Configuration)**




© 2020 PCTEST V 9.0 02/01/2019

All rights reserved. Unless otherwise specified, no part of this report may be reproduced or utilized in any part, form or by any means, electronic or mechanical, including photocopying and microfilm, without permission in writing from PCTEST. If you have any questions about this international copyright or have an enquiry about obtaining additional rights to this report or assembly of contents thereof, please contact INFO@PCTEST.COM.

## Band 26/5

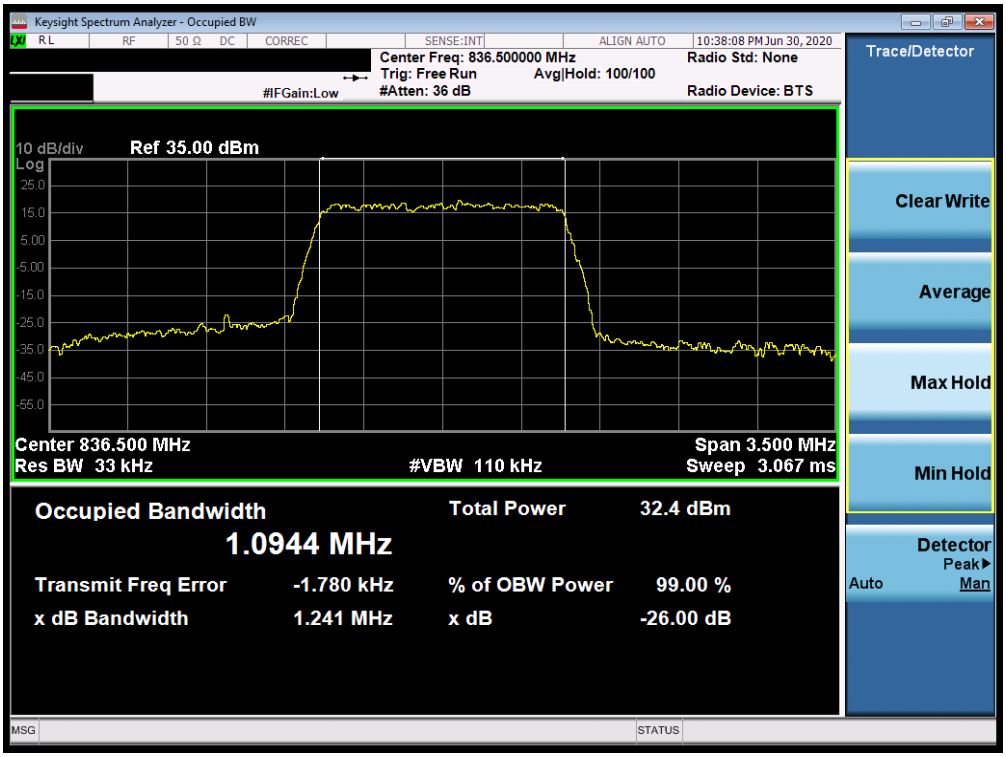


**Plot 7-61. Occupied Bandwidth Plot (Band 26/5 - 1.4MHz QPSK - Full RB Configuration)**

**Plot 7-62. Occupied Bandwidth Plot (Band 26/5 - 1.4MHz 16-QAM - Full RB Configuration)**




© 2020 PCTEST V 9.0 02/01/2019
All rights reserved. Unless otherwise specified, no part of this report may be reproduced or utilized in any part, form or by any means, electronic or mechanical, including photocopying and microfilm, without permission in writing from PCTEST. If you have any questions about this international copyright or have an enquiry about obtaining additional rights to this report or assembly of contents thereof, please contact INFO@PCTEST.COM.

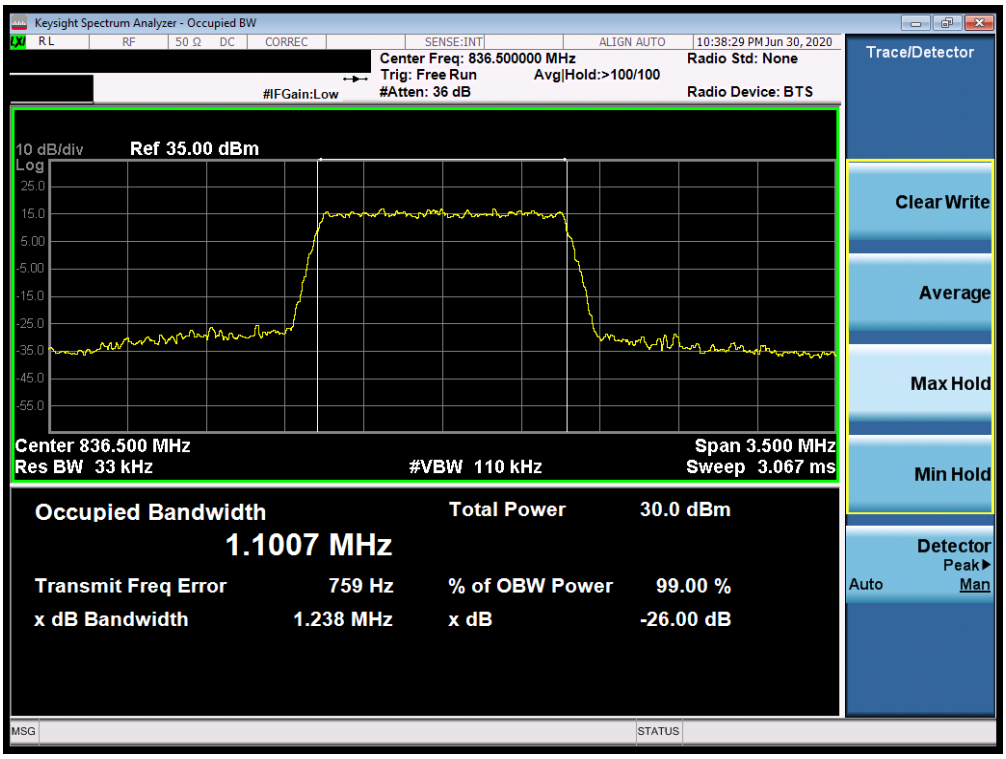


**Plot 7-63. Occupied Bandwidth Plot (Band 26/5 - 1.4MHz 64-QAM - Full RB Configuration)**

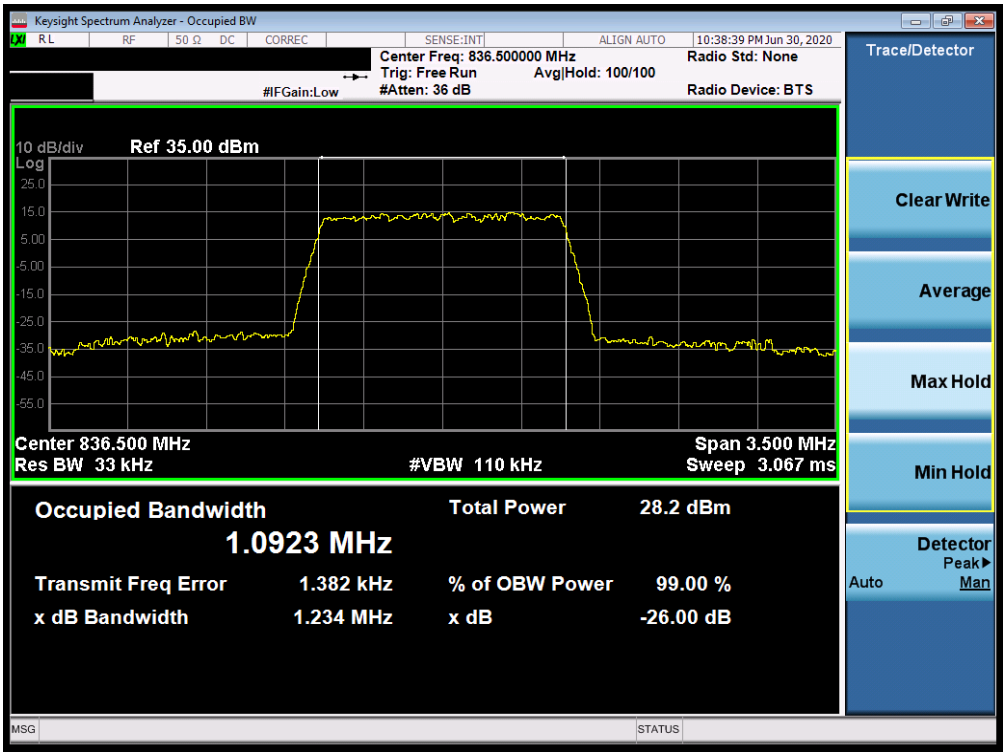


**Plot 7-64. Occupied Bandwidth Plot (Band 26/5 - 1.4MHz 256-QAM - Full RB Configuration)**




© 2020 PCTEST V 9.0 02/01/2019
All rights reserved. Unless otherwise specified, no part of this report may be reproduced or utilized in any part, form or by any means, electronic or mechanical, including photocopying and microfilm, without permission in writing from PCTEST. If you have any questions about this international copyright or have an enquiry about obtaining additional rights to this report or assembly of contents thereof, please contact INFO@PCTEST.COM.

**Plot 7-65. Occupied Bandwidth Plot (Band 26/5 - 3.0MHz QPSK - Full RB Configuration)**

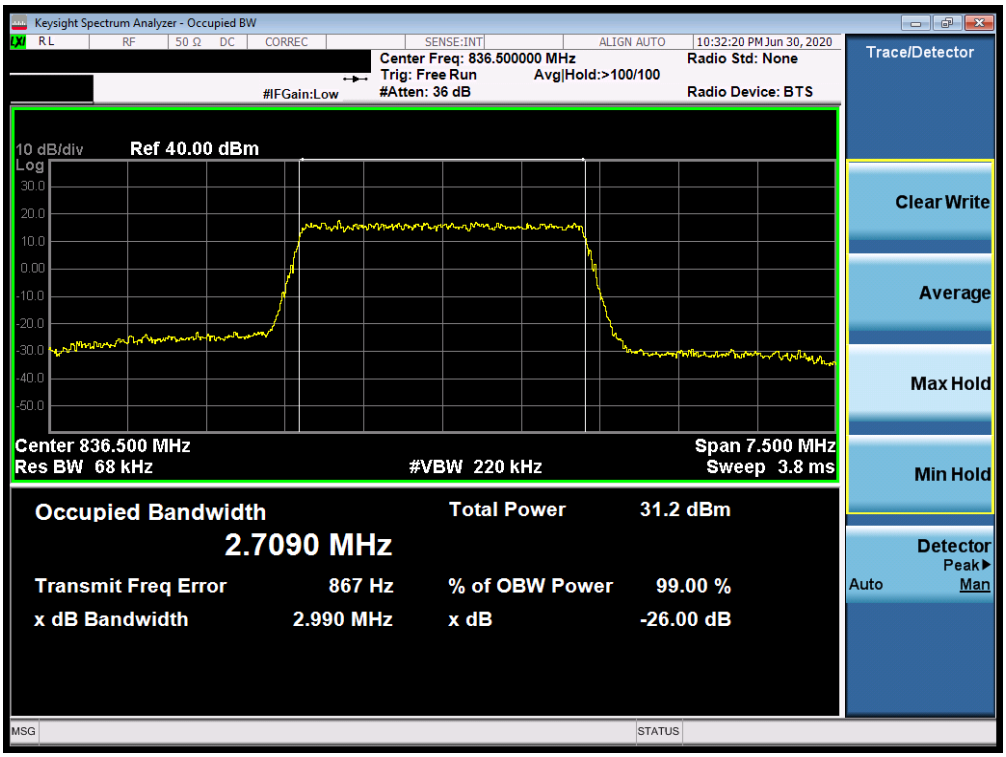


**Plot 7-66. Occupied Bandwidth Plot (Band 26/5 - 3.0MHz 16-QAM - Full RB Configuration)**




© 2020 PCTEST V 9.0 02/01/2019

All rights reserved. Unless otherwise specified, no part of this report may be reproduced or utilized in any part, form or by any means, electronic or mechanical, including photocopying and microfilm, without permission in writing from PCTEST. If you have any questions about this international copyright or have an enquiry about obtaining additional rights to this report or assembly of contents thereof, please contact INFO@PCTEST.COM.

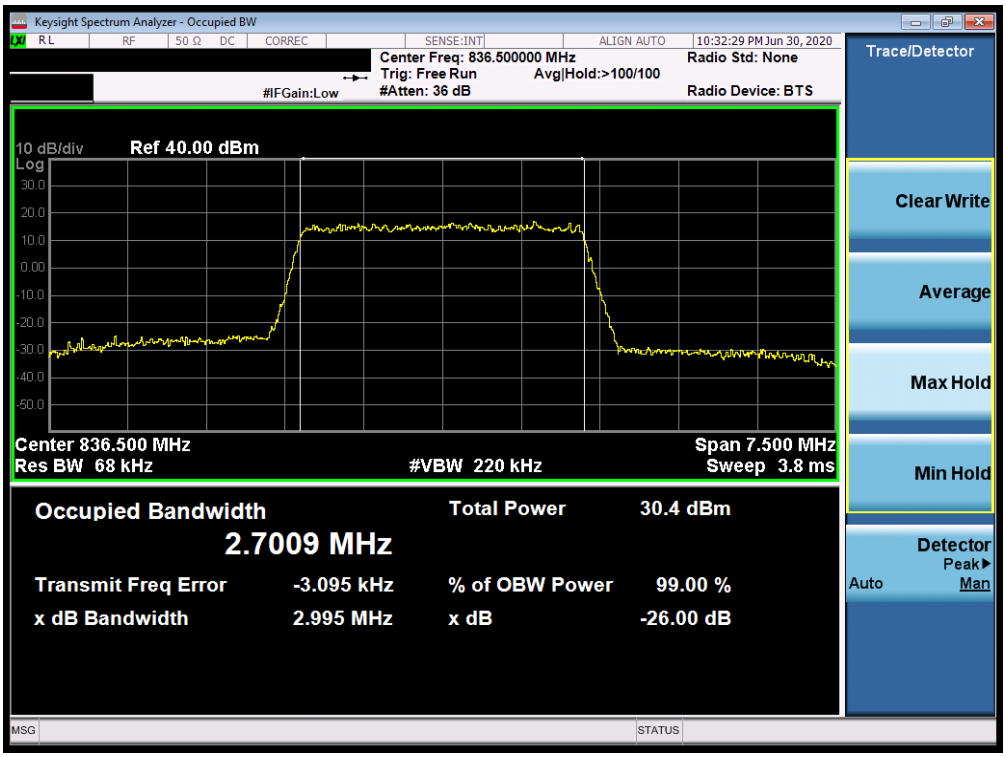


**Plot 7-67. Occupied Bandwidth Plot (Band 26/5 - 3.0MHz 64-QAM - Full RB Configuration)**

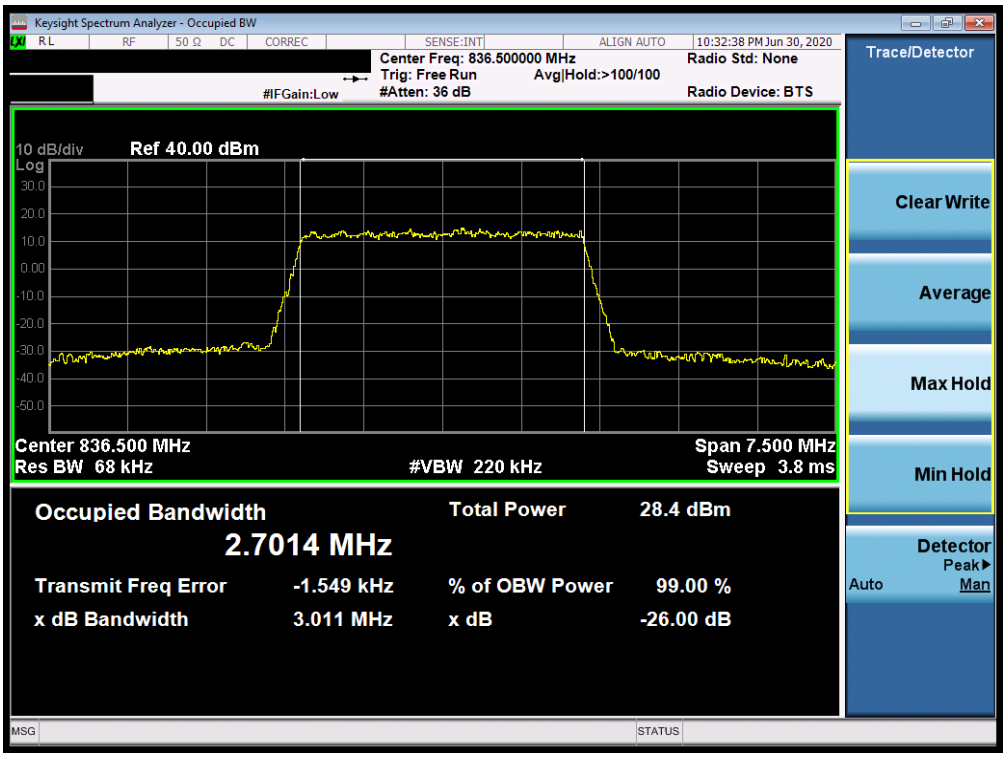


**Plot 7-68. Occupied Bandwidth Plot (Band 26/5 - 3.0MHz 256-QAM - Full RB Configuration)**



© 2020 PCTEST
All rights reserved. Unless otherwise specified, no part of this report may be reproduced or utilized in any part, form or by any means, electronic or mechanical, including photocopying and microfilm, without permission in writing from PCTEST. If you have any questions about this international copyright or have an enquiry about obtaining additional rights to this report or assembly of contents thereof, please contact INFO@PCTEST.COM.

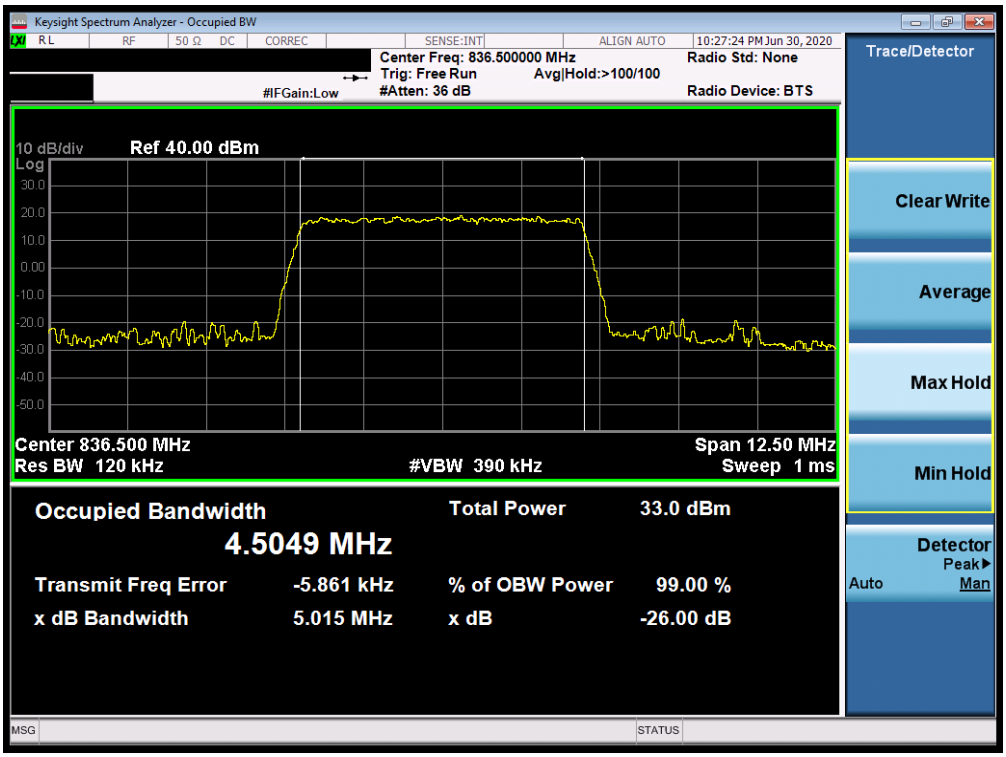


**Plot 7-69. Occupied Bandwidth Plot (Band 26/5 - 5.0MHz QPSK - Full RB Configuration)**

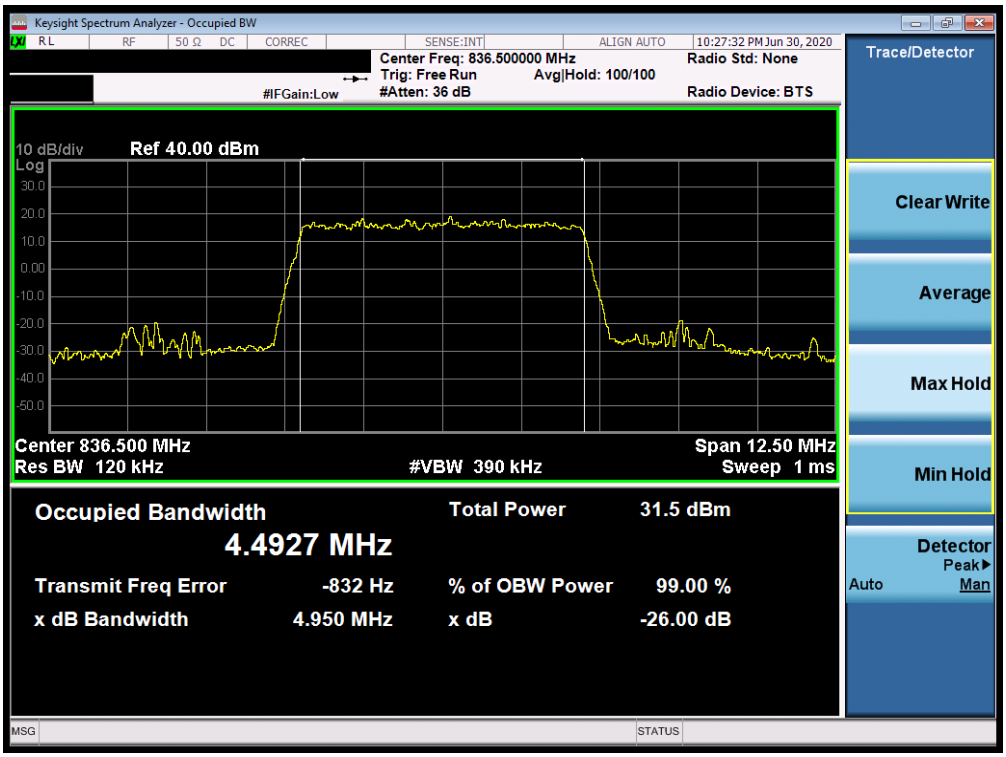


**Plot 7-70. Occupied Bandwidth Plot (Band 26/5 - 5.0MHz 16-QAM - Full RB Configuration)**



© 2020 PCTEST
All rights reserved. Unless otherwise specified, no part of this report may be reproduced or utilized in any part, form or by any means, electronic or mechanical, including photocopying and microfilm, without permission in writing from PCTEST. If you have any questions about this international copyright or have an enquiry about obtaining additional rights to this report or assembly of contents thereof, please contact INFO@PCTEST.COM.

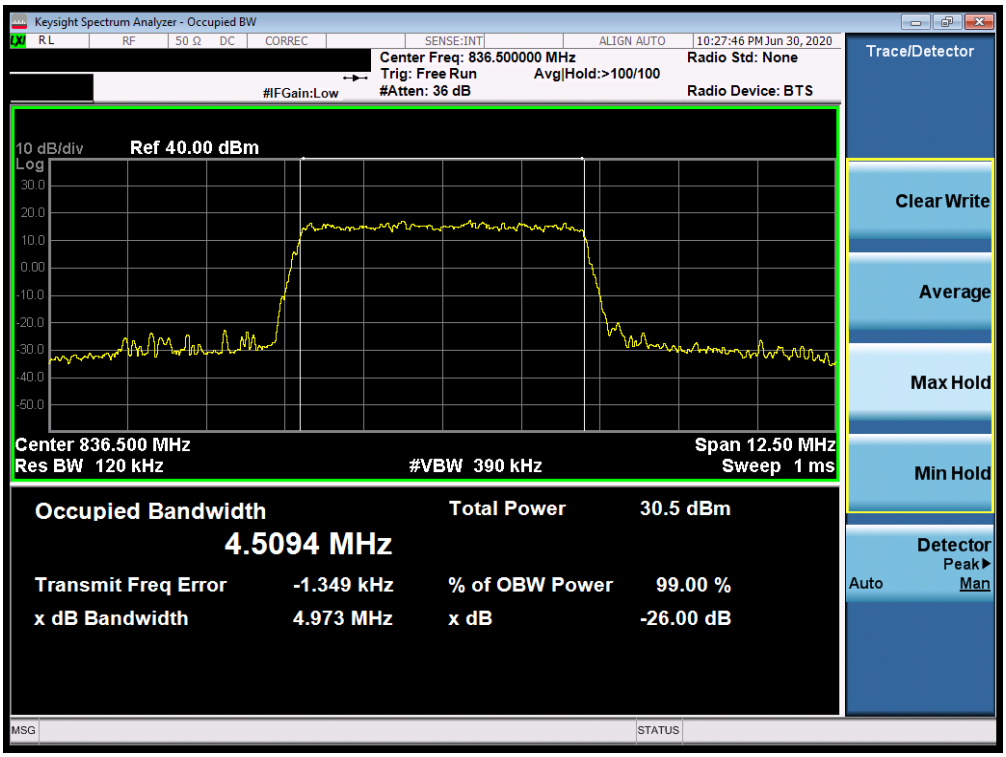


**Plot 7-71. Occupied Bandwidth Plot (Band 26/5 - 5.0MHz 64-QAM - Full RB Configuration)**

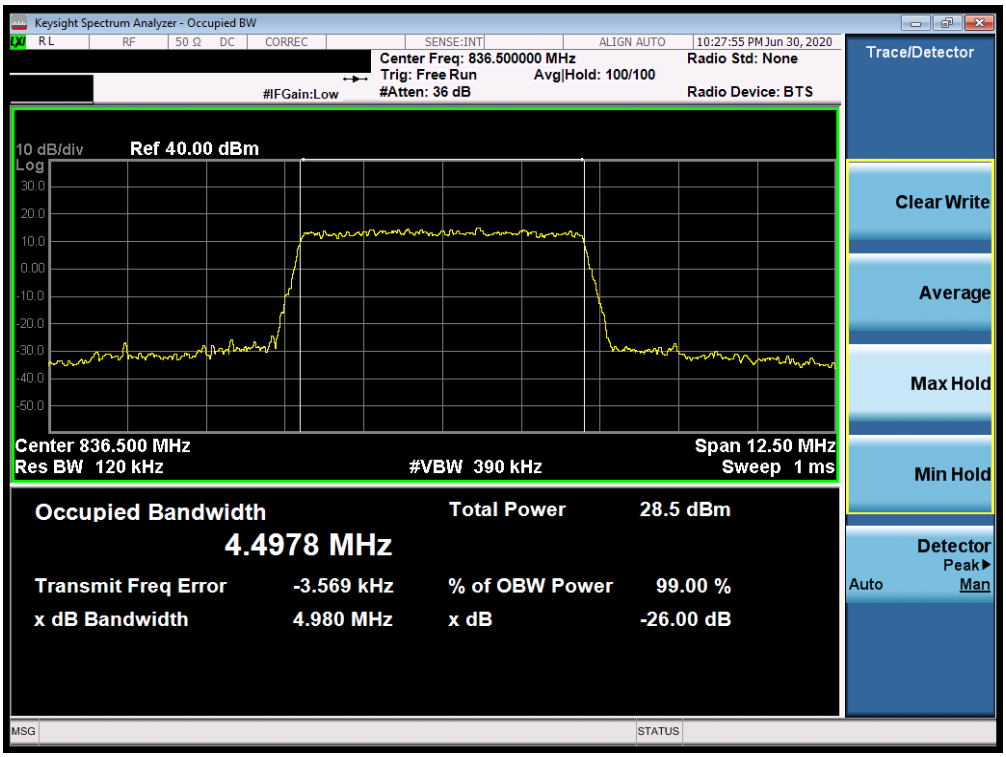


**Plot 7-72. Occupied Bandwidth Plot (Band 26/5 - 5.0MHz 256-QAM - Full RB Configuration)**



© 2020 PCTEST
All rights reserved. Unless otherwise specified, no part of this report may be reproduced or utilized in any part, form or by any means, electronic or mechanical, including photocopying and microfilm, without permission in writing from PCTEST. If you have any questions about this international copyright or have an enquiry about obtaining additional rights to this report or assembly of contents thereof, please contact INFO@PCTEST.COM.

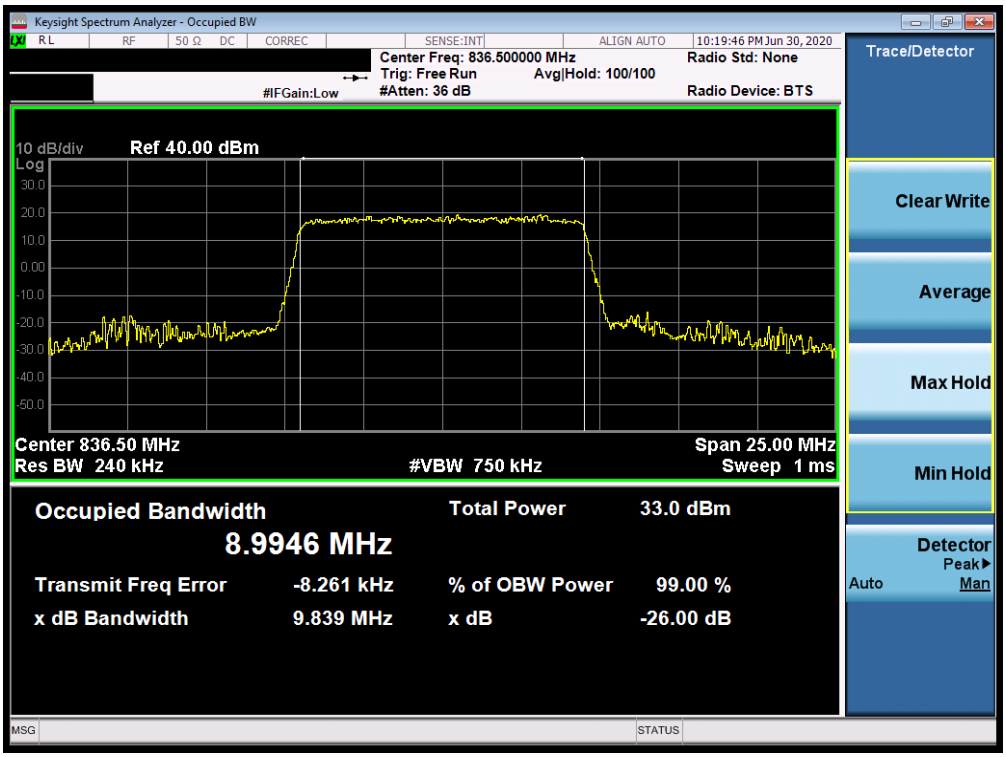


**Plot 7-73. Occupied Bandwidth Plot (Band 26/5 - 10.0MHz QPSK - Full RB Configuration)**

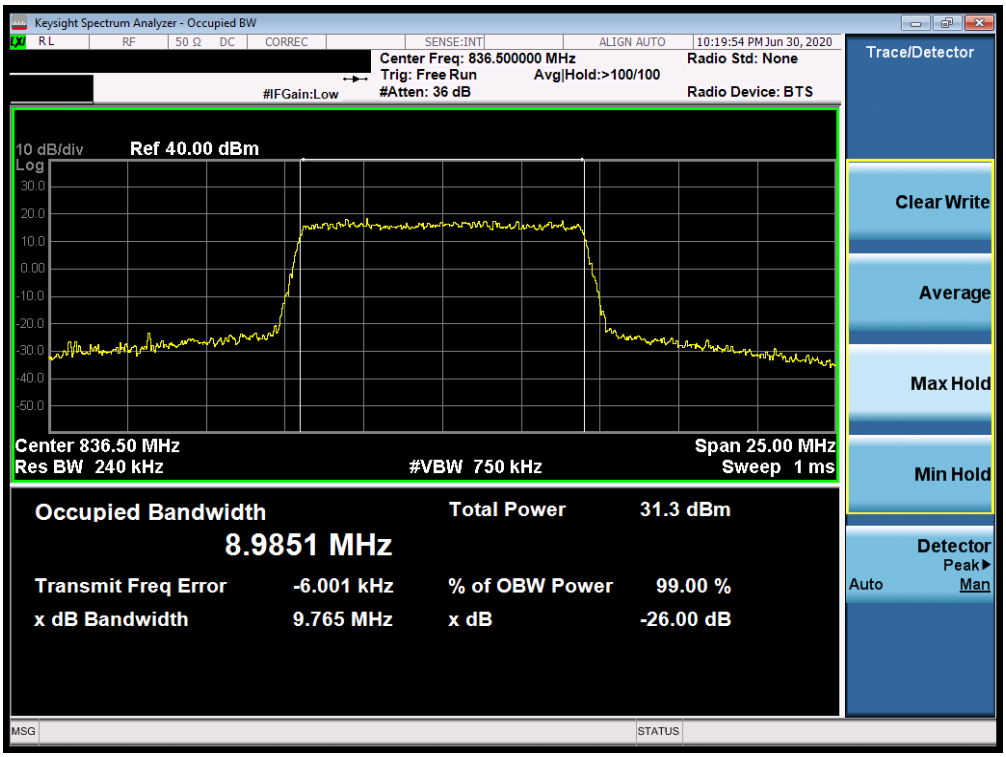


**Plot 7-74. Occupied Bandwidth Plot (Band 26/5 - 10.0MHz 16-QAM - Full RB Configuration)**




© 2020 PCTEST V 9.0 02/01/2019
All rights reserved. Unless otherwise specified, no part of this report may be reproduced or utilized in any part, form or by any means, electronic or mechanical, including photocopying and microfilm, without permission in writing from PCTEST. If you have any questions about this international copyright or have an enquiry about obtaining additional rights to this report or assembly of contents thereof, please contact INFO@PCTEST.COM.

**Plot 7-75. Occupied Bandwidth Plot (Band 26/5 - 10.0MHz 64-QAM - Full RB Configuration)**

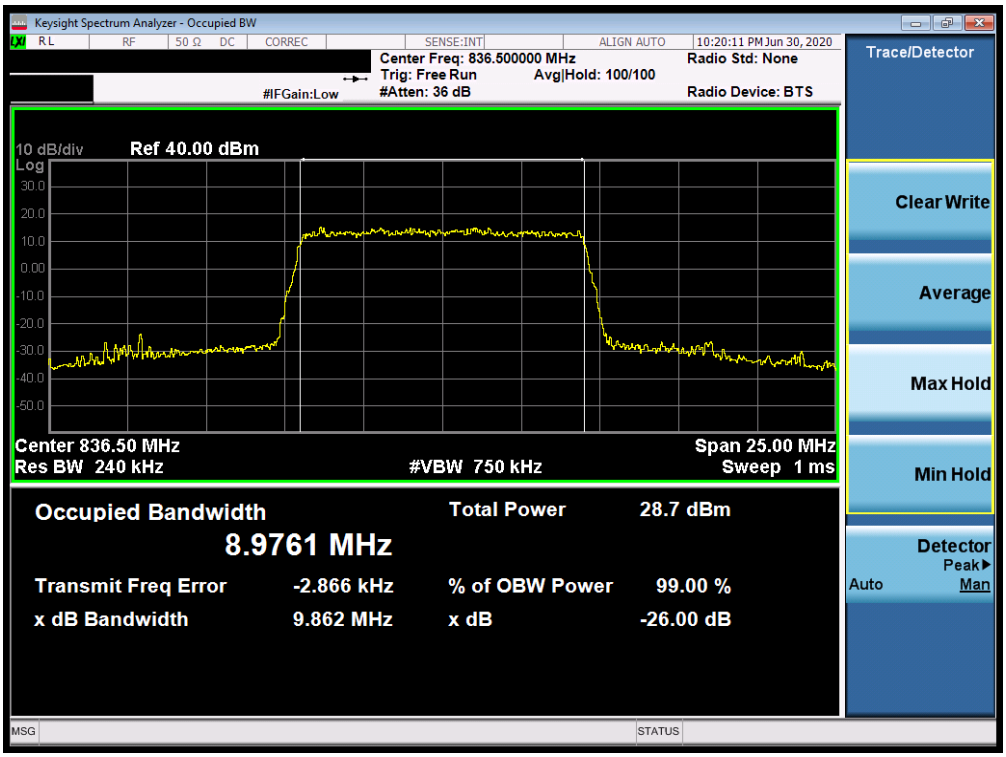


**Plot 7-76. Occupied Bandwidth Plot (Band 26/5 - 10.0MHz 256-QAM - Full RB Configuration)**




© 2020 PCTEST V 9.0 02/01/2019

All rights reserved. Unless otherwise specified, no part of this report may be reproduced or utilized in any part, form or by any means, electronic or mechanical, including photocopying and microfilm, without permission in writing from PCTEST. If you have any questions about this international copyright or have an enquiry about obtaining additional rights to this report or assembly of contents thereof, please contact INFO@PCTEST.COM.

**Plot 7-77. Occupied Bandwidth Plot (Band 26 - 15.0MHz QPSK - Full RB Configuration)**

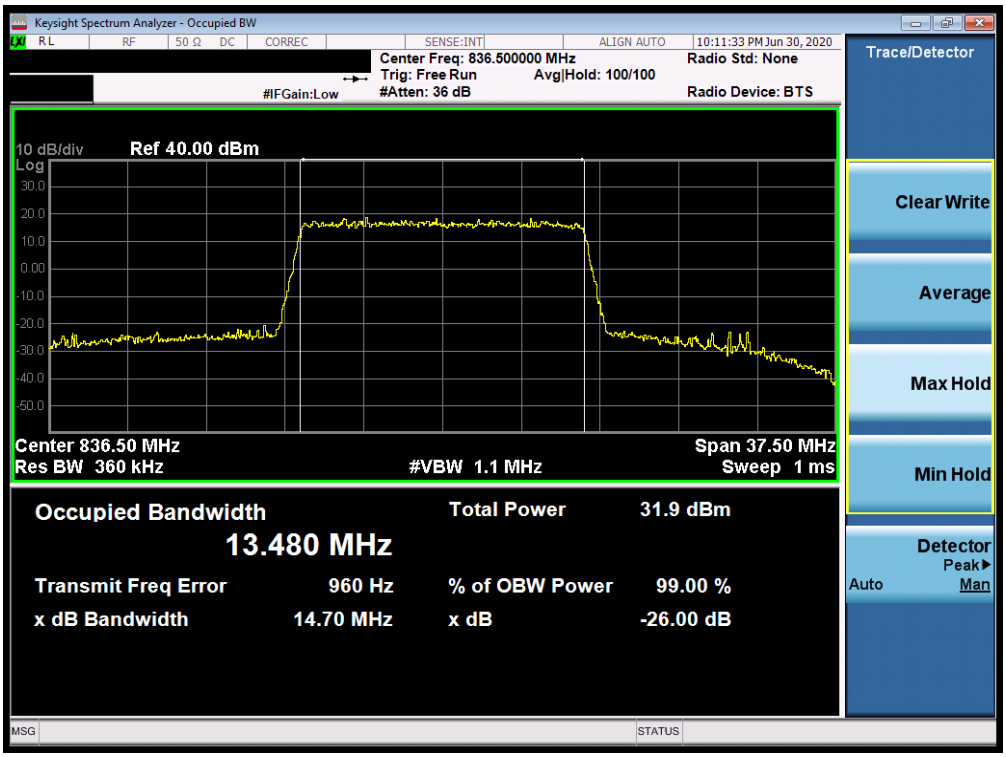


**Plot 7-78. Occupied Bandwidth Plot (Band 26 - 15.0MHz 16-QAM - Full RB Configuration)**



© 2020 PCTEST
All rights reserved. Unless otherwise specified, no part of this report may be reproduced or utilized in any part, form or by any means, electronic or mechanical, including photocopying and microfilm, without permission in writing from PCTEST. If you have any questions about this international copyright or have an enquiry about obtaining additional rights to this report or assembly of contents thereof, please contact INFO@PCTEST.COM.

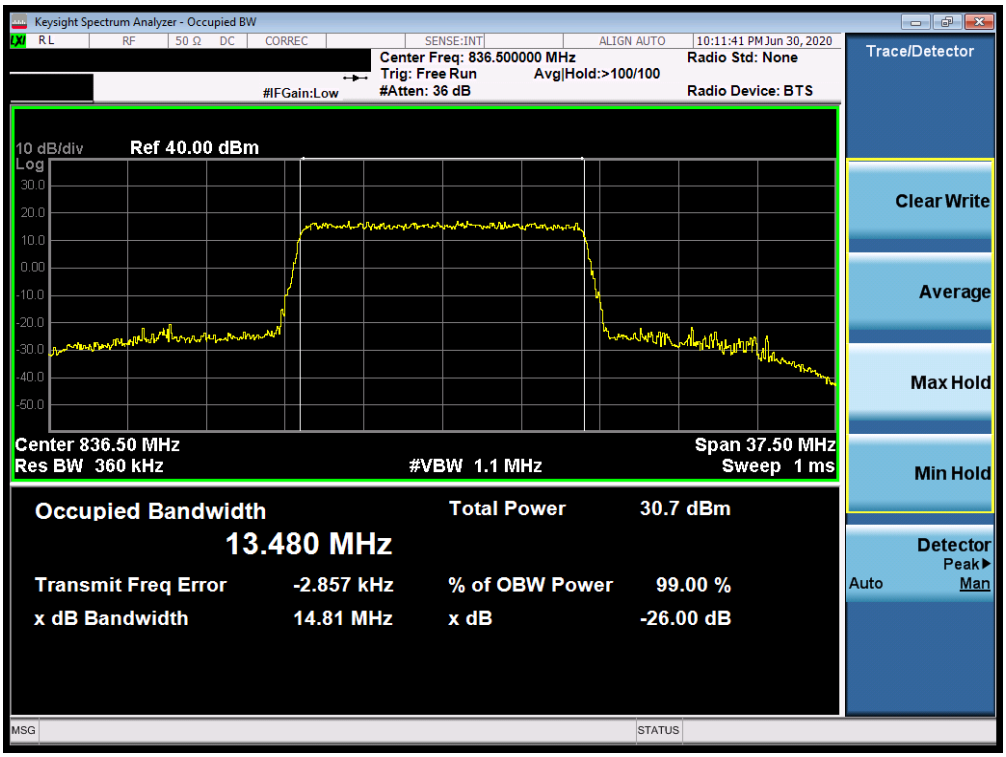


**Plot 7-79. Occupied Bandwidth Plot (Band 26 - 15.0MHz 64-QAM - Full RB Configuration)**

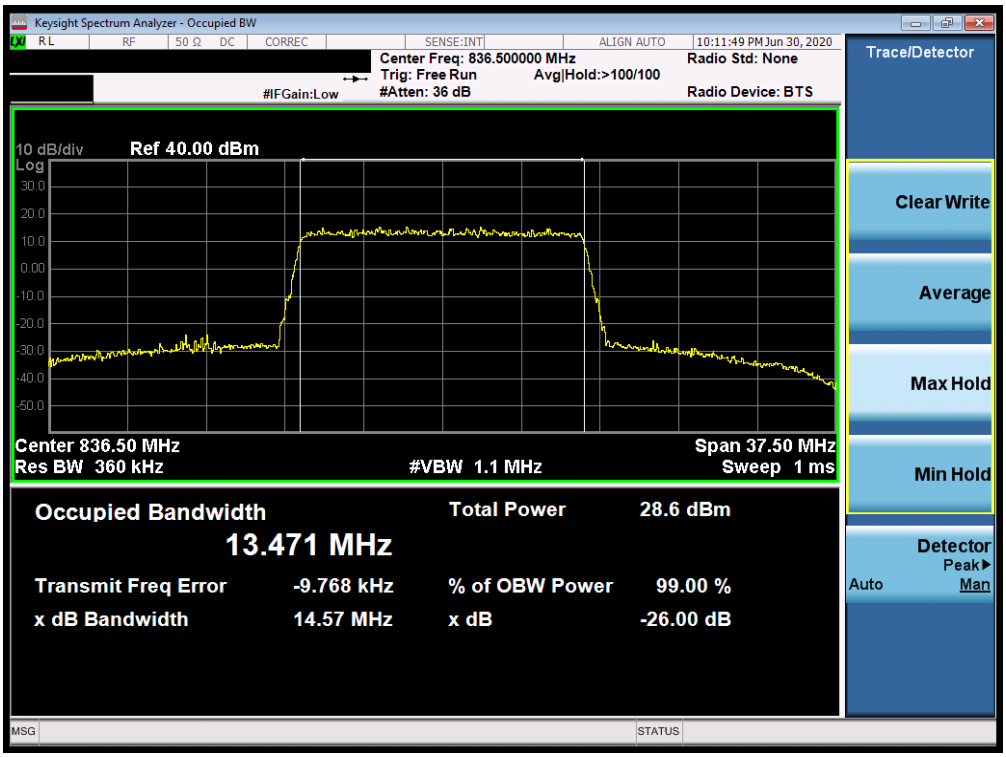


**Plot 7-80. Occupied Bandwidth Plot (Band 26 - 15.0MHz 256-QAM - Full RB Configuration)**




© 2020 PCTEST V 9.0 02/01/2019

All rights reserved. Unless otherwise specified, no part of this report may be reproduced or utilized in any part, form or by any means, electronic or mechanical, including photocopying and microfilm, without permission in writing from PCTEST. If you have any questions about this international copyright or have an enquiry about obtaining additional rights to this report or assembly of contents thereof, please contact INFO@PCTEST.COM.