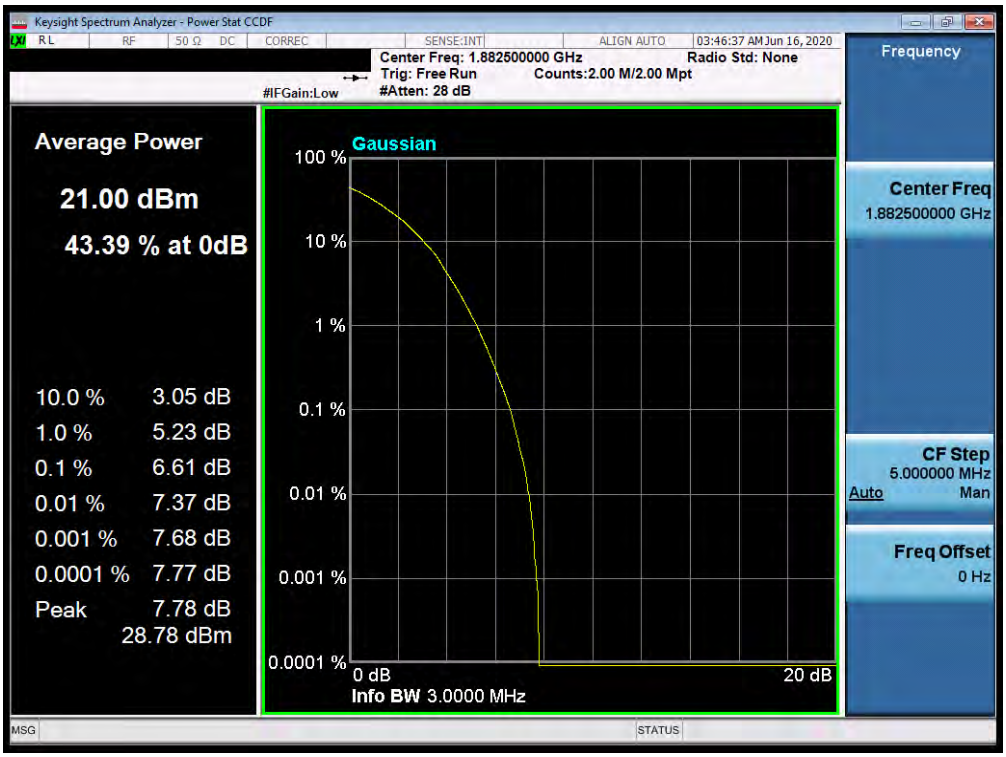

Plot 7-599. PAR Plot (Band 25/2 - 3.0MHz 64-QAM - Full RB Configuration)

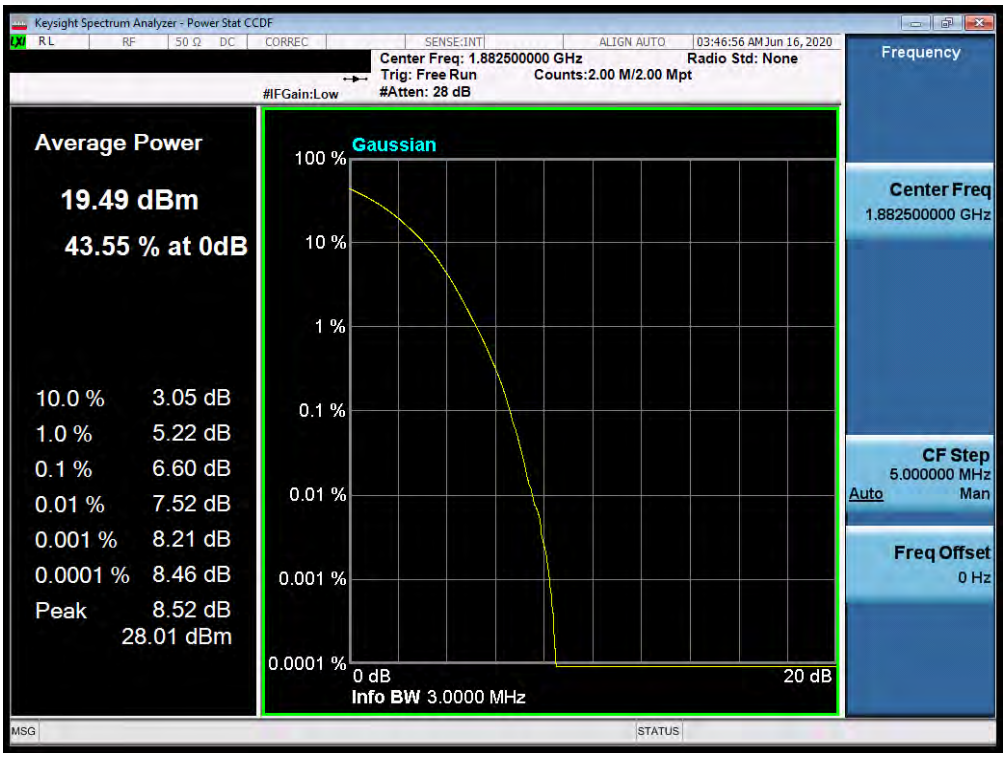

Plot 7-600. PAR Plot (Band 25/2 - 3.0MHz 256-QAM - Full RB Configuration)

© 2020 PCTEST
All rights reserved. Unless otherwise specified, no part of this report may be reproduced or utilized in any part, form or by any means, electronic or mechanical, including photocopying and microfilm, without permission in writing from PCTEST. If you have any questions about this international copyright or have an enquiry about obtaining additional rights to this report or assembly of contents thereof, please contact INFO@PCTEST.COM.

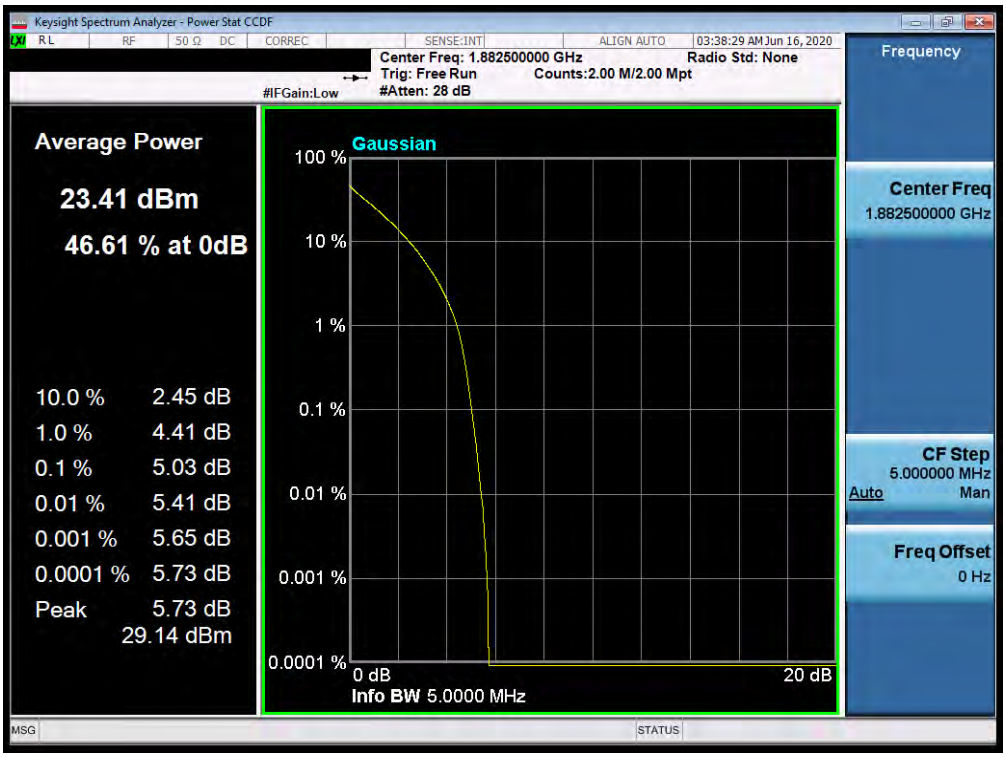

Plot 7-601. PAR Plot (Band 25/2 - 5.0MHz QPSK - Full RB Configuration)

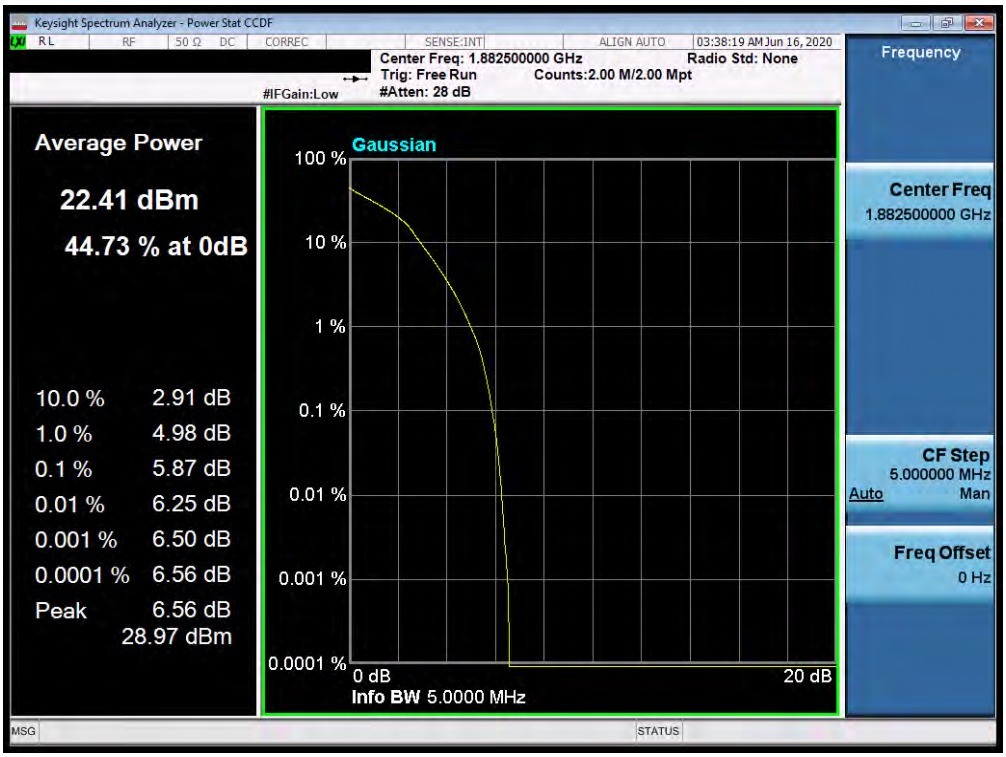

Plot 7-602. PAR Plot (Band 25/2 - 5.0MHz 16-QAM - Full RB Configuration)

© 2020 PCTEST V 9.0 02/01/2019

All rights reserved. Unless otherwise specified, no part of this report may be reproduced or utilized in any part, form or by any means, electronic or mechanical, including photocopying and microfilm, without permission in writing from PCTEST. If you have any questions about this international copyright or have an enquiry about obtaining additional rights to this report or assembly of contents thereof, please contact INFO@PCTEST.COM.

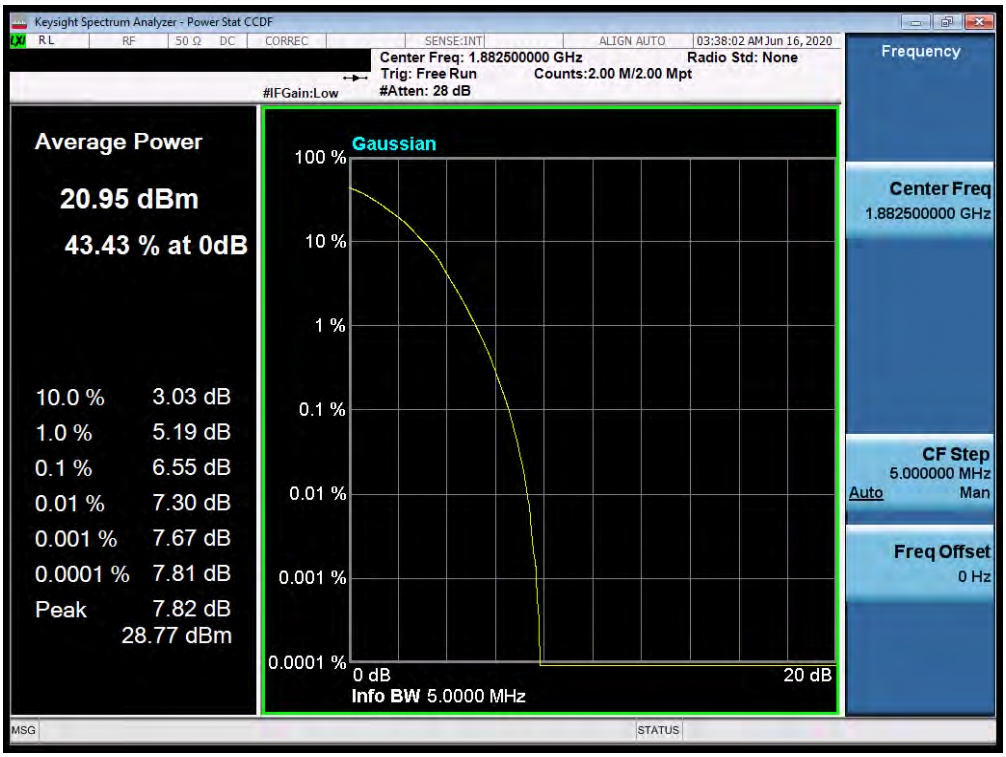

Plot 7-603. PAR Plot (Band 25/2 - 5.0MHz 64-QAM - Full RB Configuration)

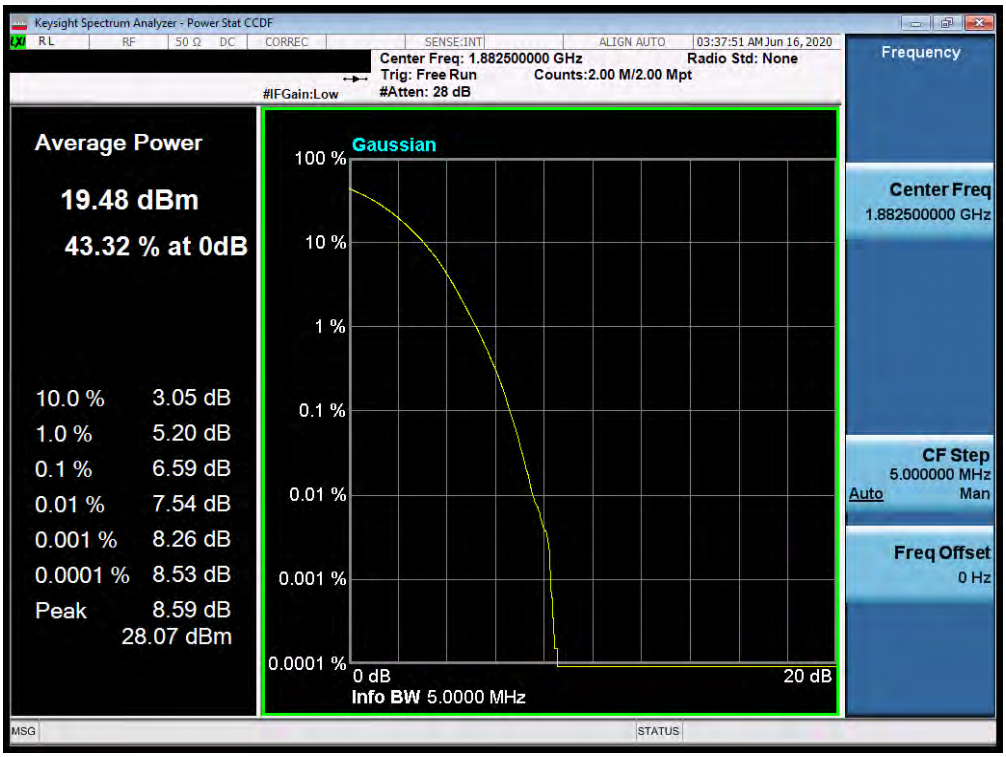

Plot 7-604. PAR Plot (Band 25/2 - 5.0MHz 256-QAM - Full RB Configuration)

© 2020 PCTEST V 9.0 02/01/2019
All rights reserved. Unless otherwise specified, no part of this report may be reproduced or utilized in any part, form or by any means, electronic or mechanical, including photocopying and microfilm, without permission in writing from PCTEST. If you have any questions about this international copyright or have an enquiry about obtaining additional rights to this report or assembly of contents thereof, please contact INFO@PCTEST.COM.

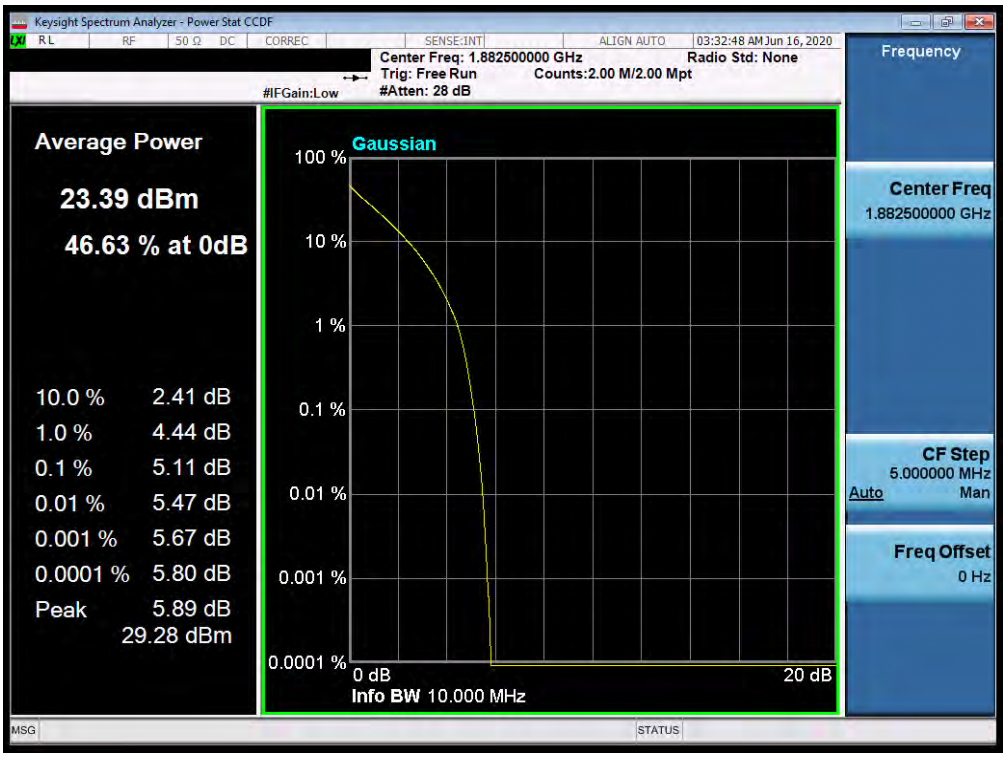

Plot 7-605. PAR Plot (Band 25/2 - 10.0MHz QPSK - Full RB Configuration)

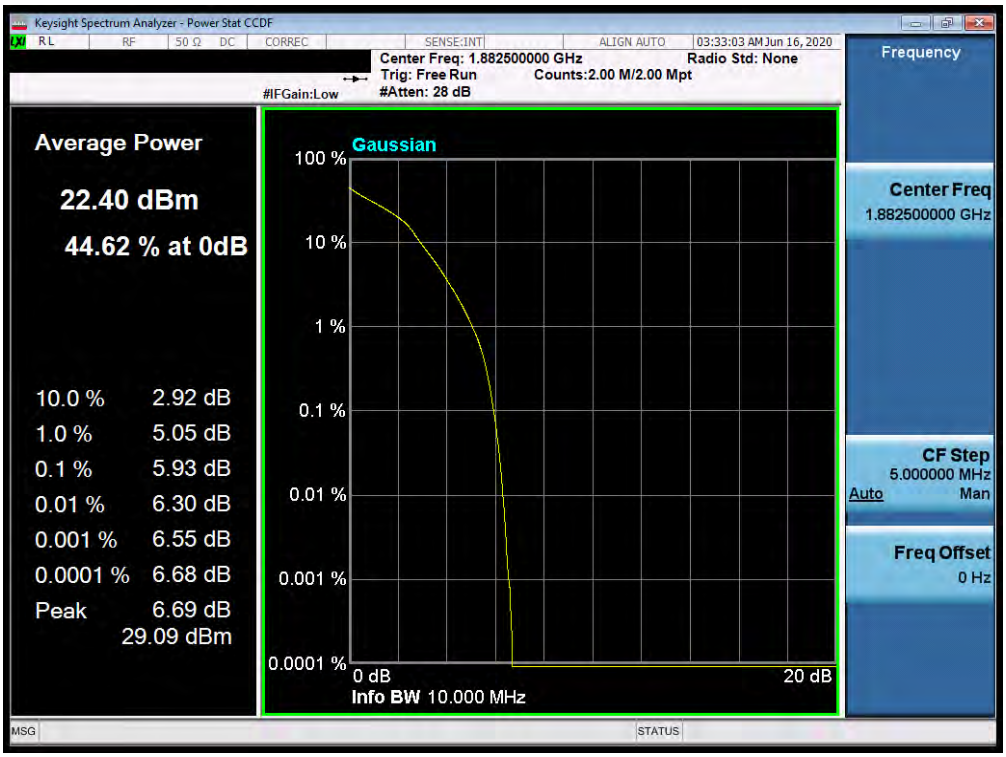

Plot 7-606. PAR Plot (Band 25/2 - 10.0MHz 16-QAM - Full RB Configuration)

© 2020 PCTEST V 9.0 02/01/2019

All rights reserved. Unless otherwise specified, no part of this report may be reproduced or utilized in any part, form or by any means, electronic or mechanical, including photocopying and microfilm, without permission in writing from PCTEST. If you have any questions about this international copyright or have an enquiry about obtaining additional rights to this report or assembly of contents thereof, please contact INFO@PCTEST.COM.

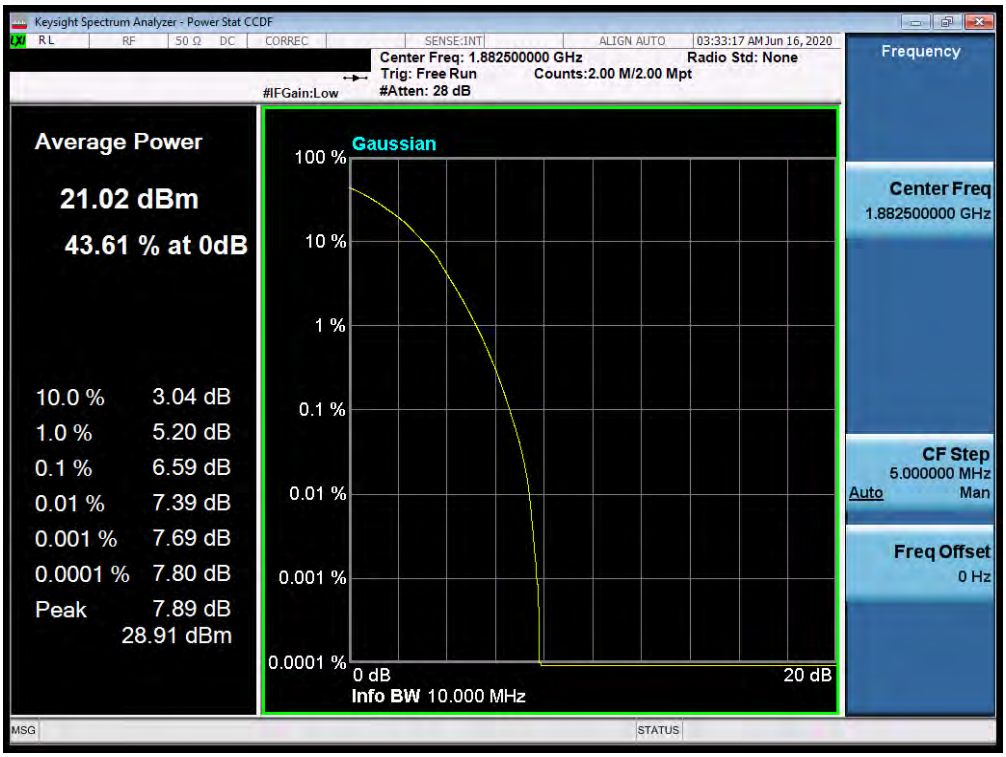

Plot 7-607. PAR Plot (Band 25/2 - 10.0MHz 64-QAM - Full RB Configuration)

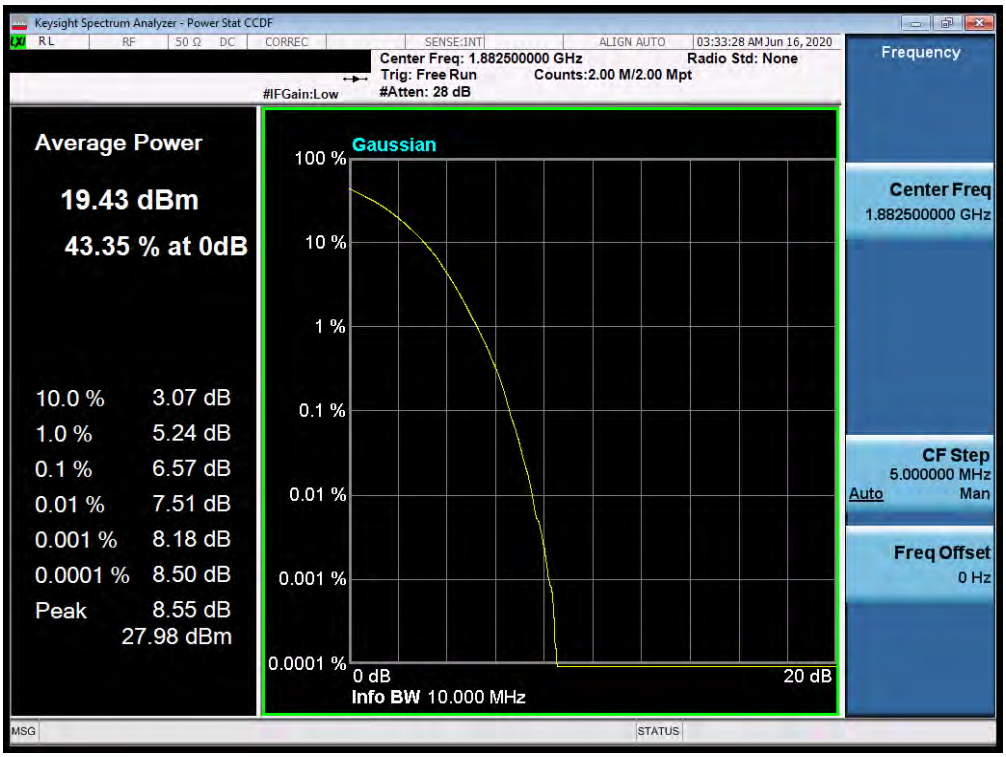

Plot 7-608. PAR Plot (Band 25/2 - 10.0MHz 256-QAM - Full RB Configuration)

© 2020 PCTEST V 9.0 02/01/2019

All rights reserved. Unless otherwise specified, no part of this report may be reproduced or utilized in any part, form or by any means, electronic or mechanical, including photocopying and microfilm, without permission in writing from PCTEST. If you have any questions about this international copyright or have an enquiry about obtaining additional rights to this report or assembly of contents thereof, please contact INFO@PCTEST.COM.

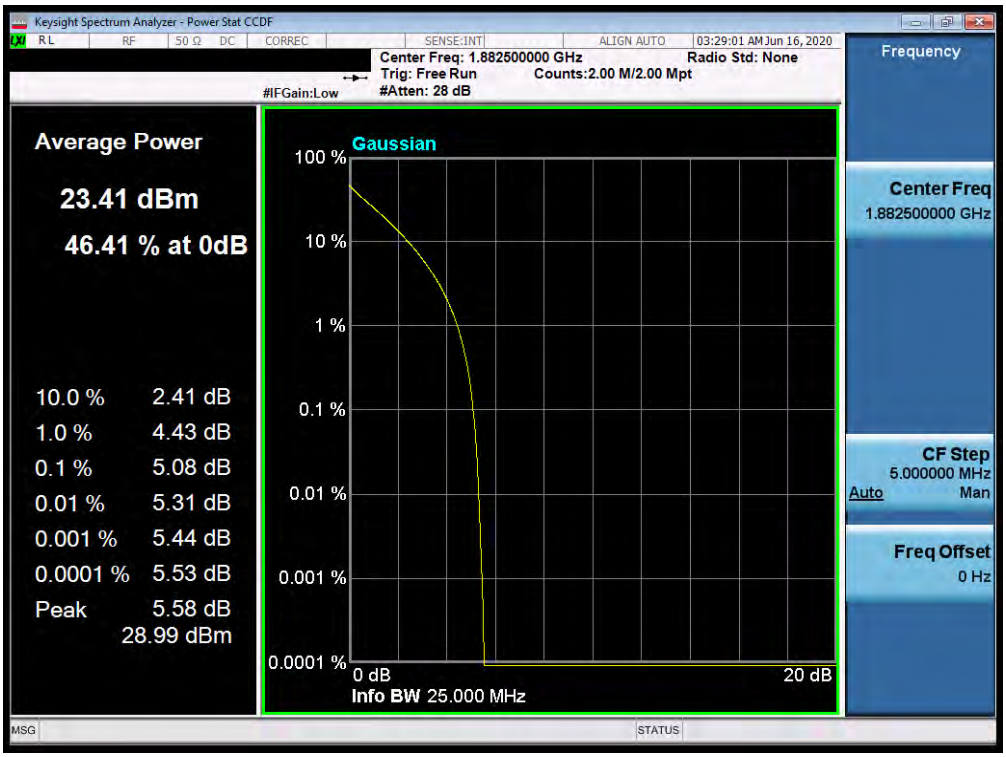

Plot 7-609. PAR Plot (Band 25/2 - 15.0MHz QPSK - Full RB Configuration)

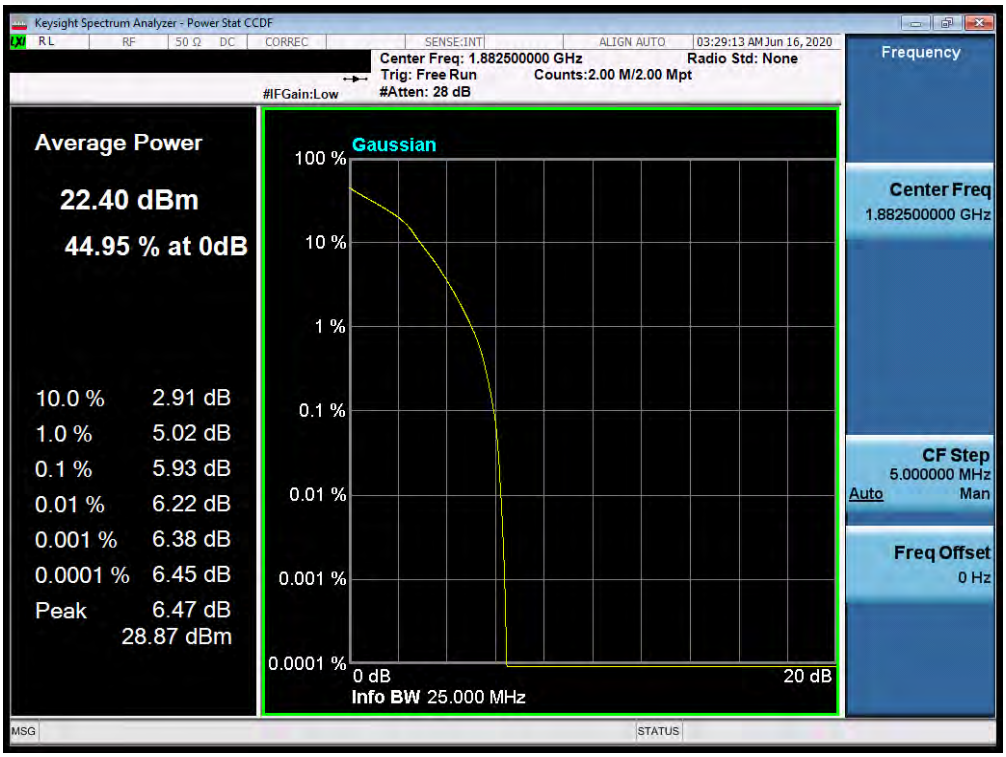

Plot 7-610. PAR Plot (Band 25/2 - 15.0MHz 16-QAM - Full RB Configuration)

© 2020 PCTEST V 9.0 02/01/2019

All rights reserved. Unless otherwise specified, no part of this report may be reproduced or utilized in any part, form or by any means, electronic or mechanical, including photocopying and microfilm, without permission in writing from PCTEST. If you have any questions about this international copyright or have an enquiry about obtaining additional rights to this report or assembly of contents thereof, please contact INFO@PCTEST.COM.

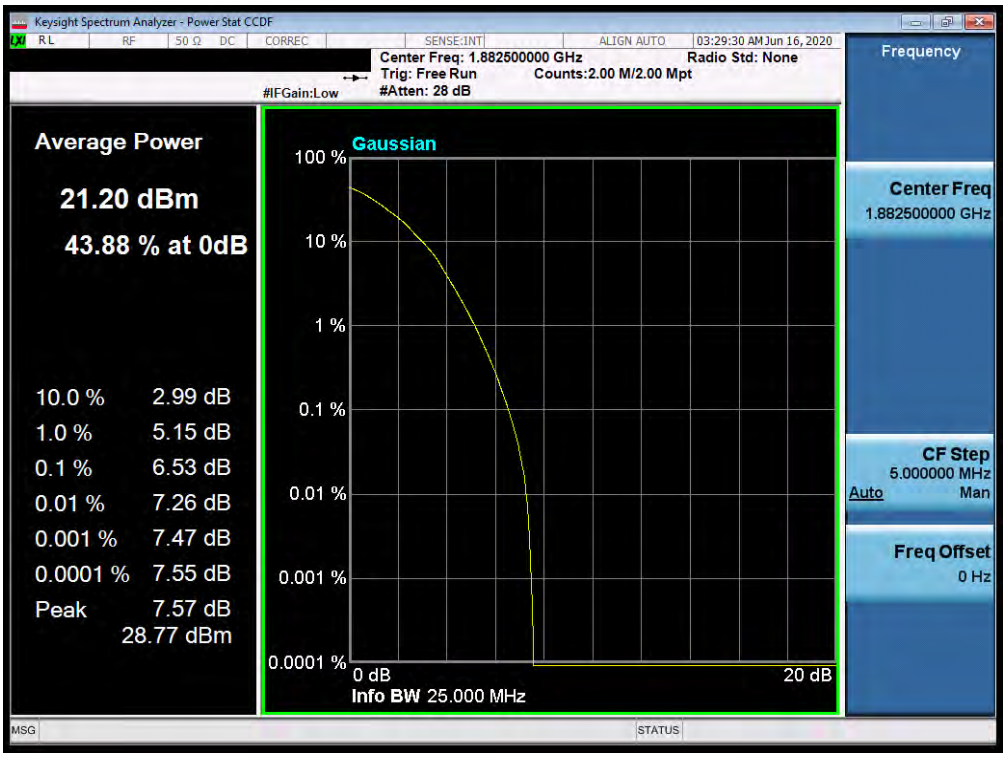

Plot 7-611. PAR Plot (Band 25/2 - 15.0MHz 64-QAM - Full RB Configuration)

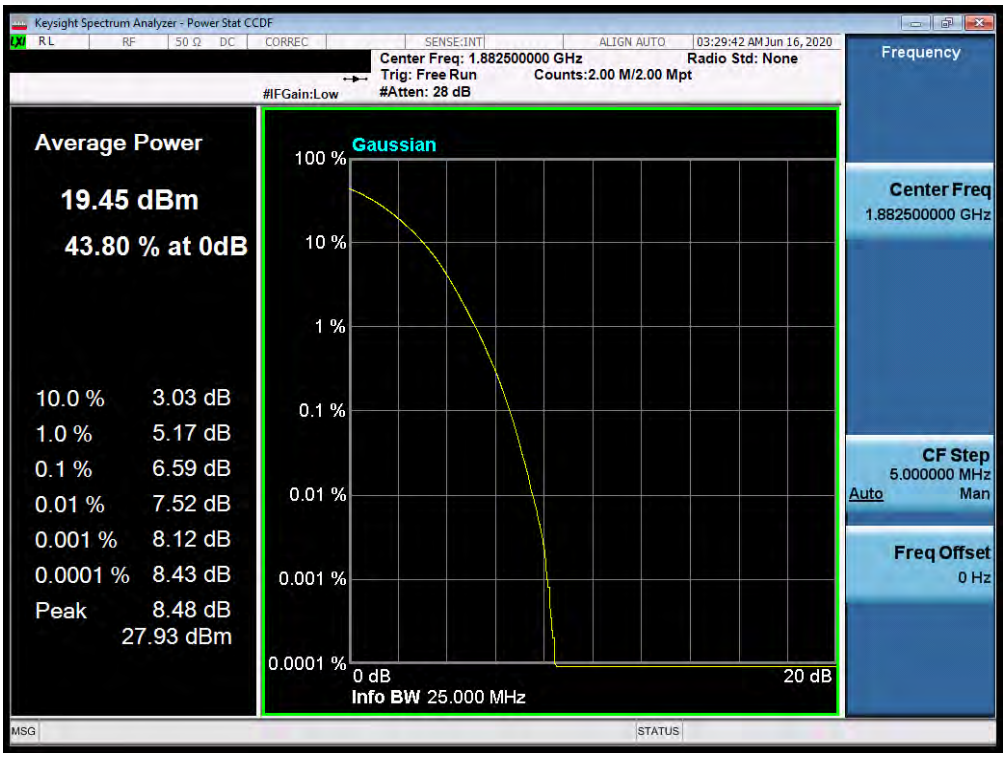

Plot 7-612. PAR Plot (Band 25/2 - 15.0MHz 256-QAM - Full RB Configuration)

© 2020 PCTEST V 9.0 02/01/2019

All rights reserved. Unless otherwise specified, no part of this report may be reproduced or utilized in any part, form or by any means, electronic or mechanical, including photocopying and microfilm, without permission in writing from PCTEST. If you have any questions about this international copyright or have an enquiry about obtaining additional rights to this report or assembly of contents thereof, please contact INFO@PCTEST.COM.

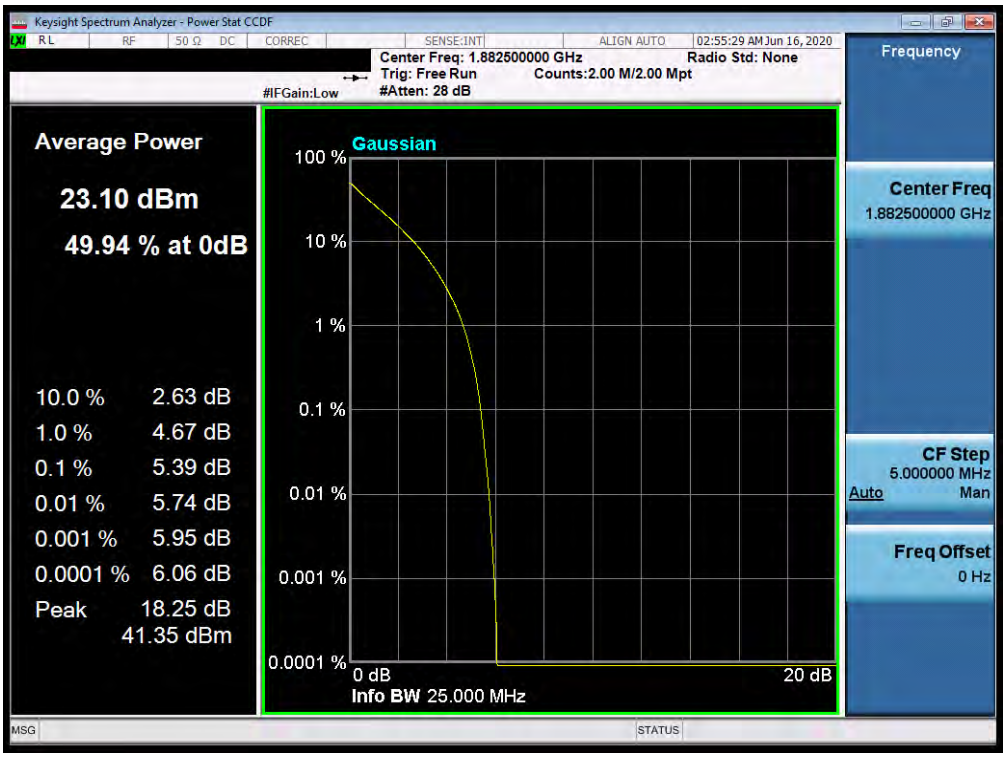

Plot 7-613. PAR Plot (Band 25/2 - 20.0MHz QPSK - Full RB Configuration)

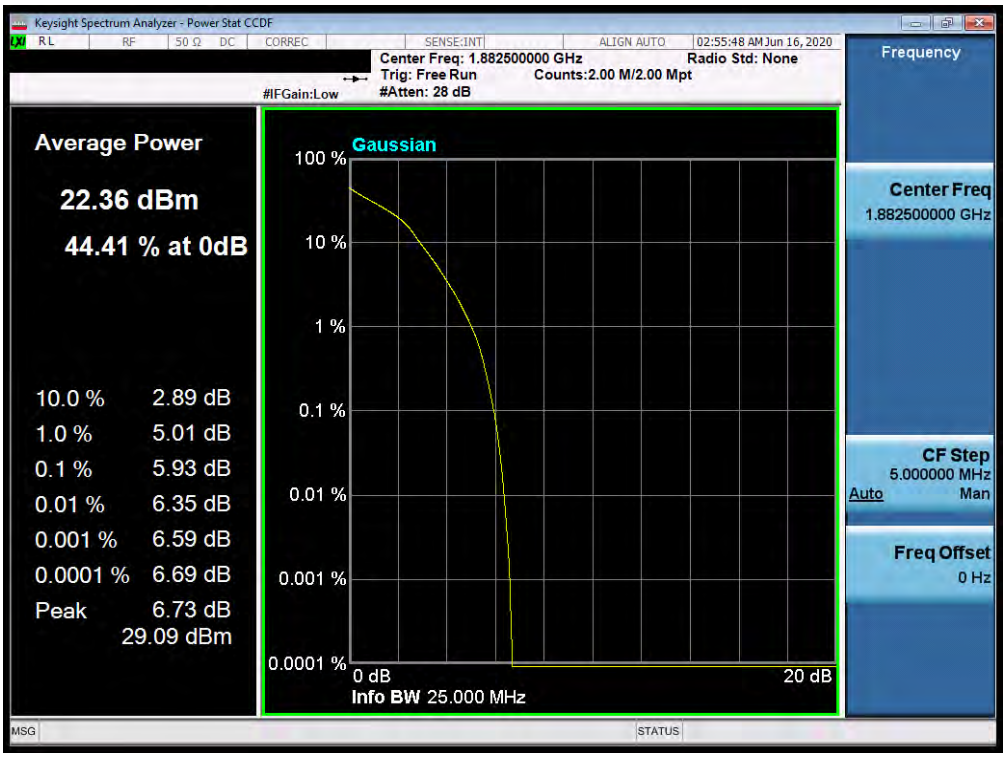

Plot 7-614. PAR Plot (Band 25/2 - 20.0MHz 16-QAM - Full RB Configuration)

© 2020 PCTEST V 9.0 02/01/2019

All rights reserved. Unless otherwise specified, no part of this report may be reproduced or utilized in any part, form or by any means, electronic or mechanical, including photocopying and microfilm, without permission in writing from PCTEST. If you have any questions about this international copyright or have an enquiry about obtaining additional rights to this report or assembly of contents thereof, please contact INFO@PCTEST.COM.

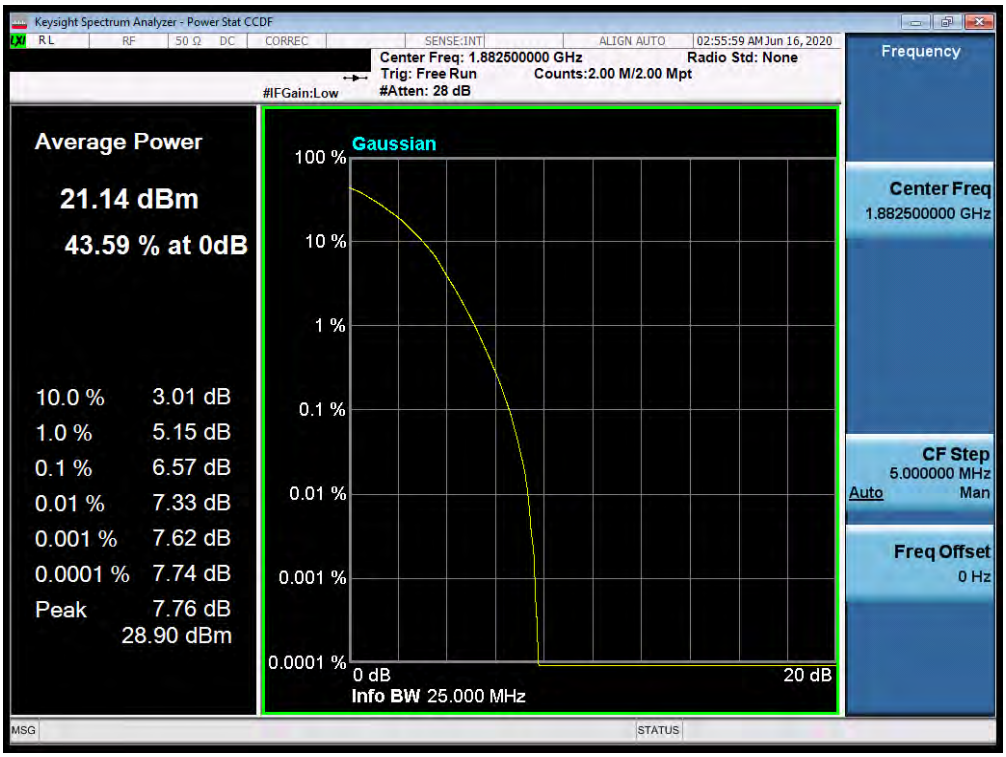

Plot 7-615. PAR Plot (Band 25/2 - 20.0MHz 64-QAM - Full RB Configuration)

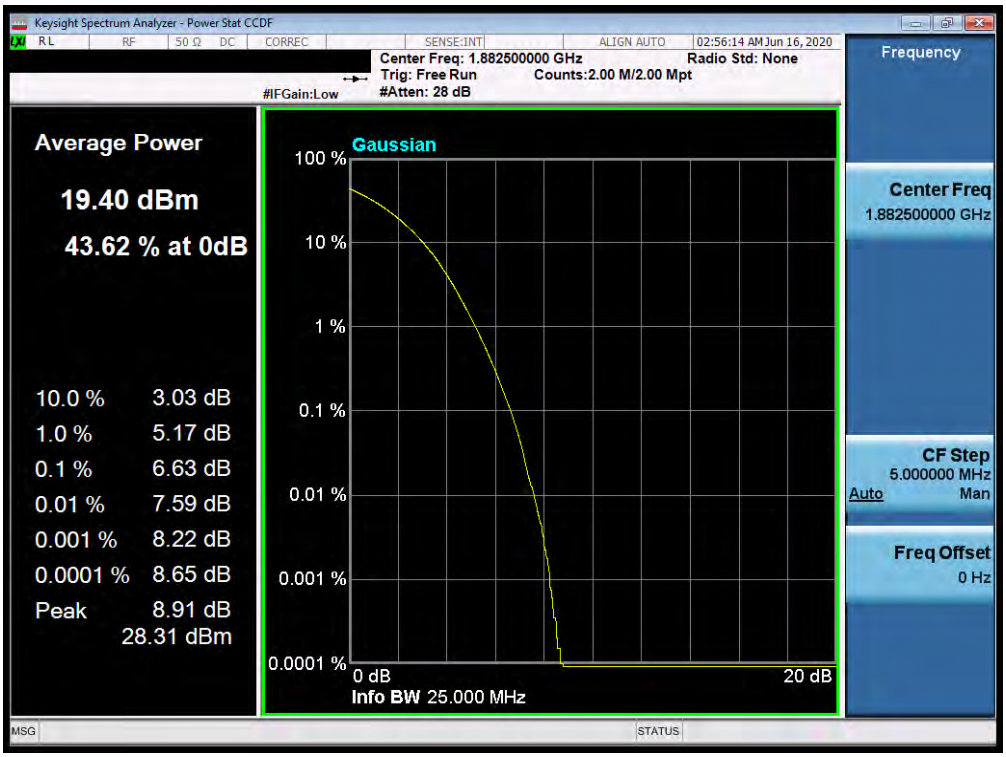

Plot 7-616. PAR Plot (Band 25/2 - 20.0MHz 256-QAM - Full RB Configuration)

© 2020 PCTEST V 9.0 02/01/2019

All rights reserved. Unless otherwise specified, no part of this report may be reproduced or utilized in any part, form or by any means, electronic or mechanical, including photocopying and microfilm, without permission in writing from PCTEST. If you have any questions about this international copyright or have an enquiry about obtaining additional rights to this report or assembly of contents thereof, please contact INFO@PCTEST.COM.

NR Band n25/2

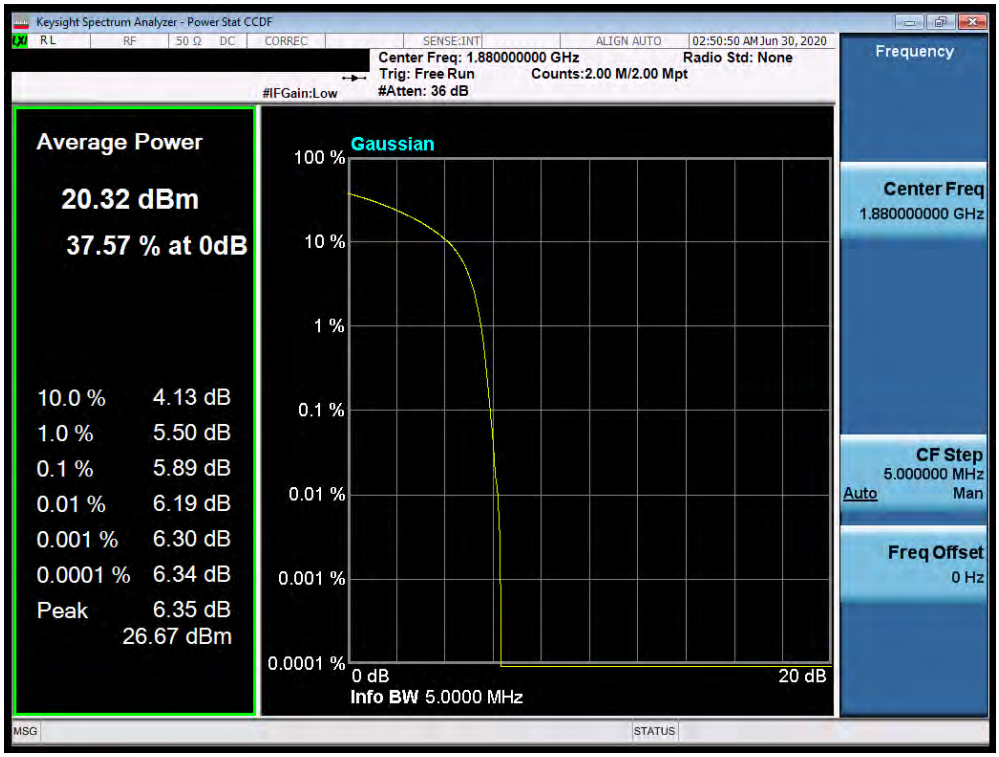

Plot 7-617. PAR Plot (Band n25/2 - 5.0MHz DFT-s-OFDM BPSK - Full RB Configuration)

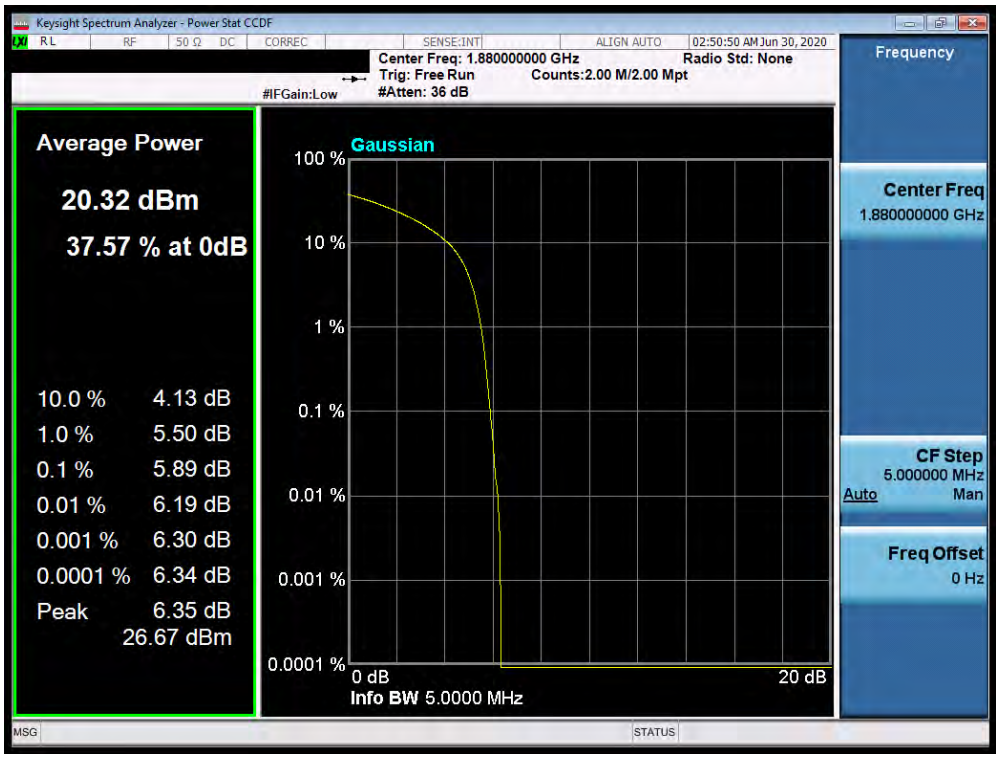

Plot 7-618. PAR Plot (Band n25/2 - 5.0MHz QPSK - Full RB Configuration)

© 2020 PCTEST V 9.0 02/01/2019

All rights reserved. Unless otherwise specified, no part of this report may be reproduced or utilized in any part, form or by any means, electronic or mechanical, including photocopying and microfilm, without permission in writing from PCTEST. If you have any questions about this international copyright or have an enquiry about obtaining additional rights to this report or assembly of contents thereof, please contact INFO@PCTEST.COM.

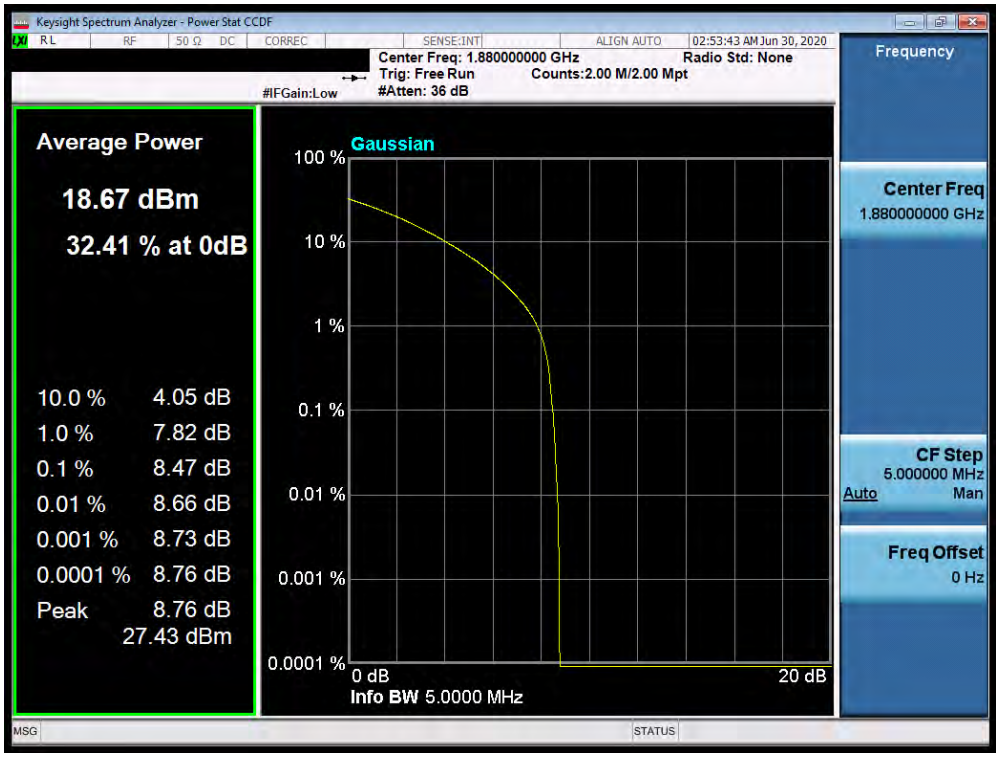

Plot 7-619. PAR Plot (Band n25/2 - 5.0MHz 16-QAM - Full RB Configuration)

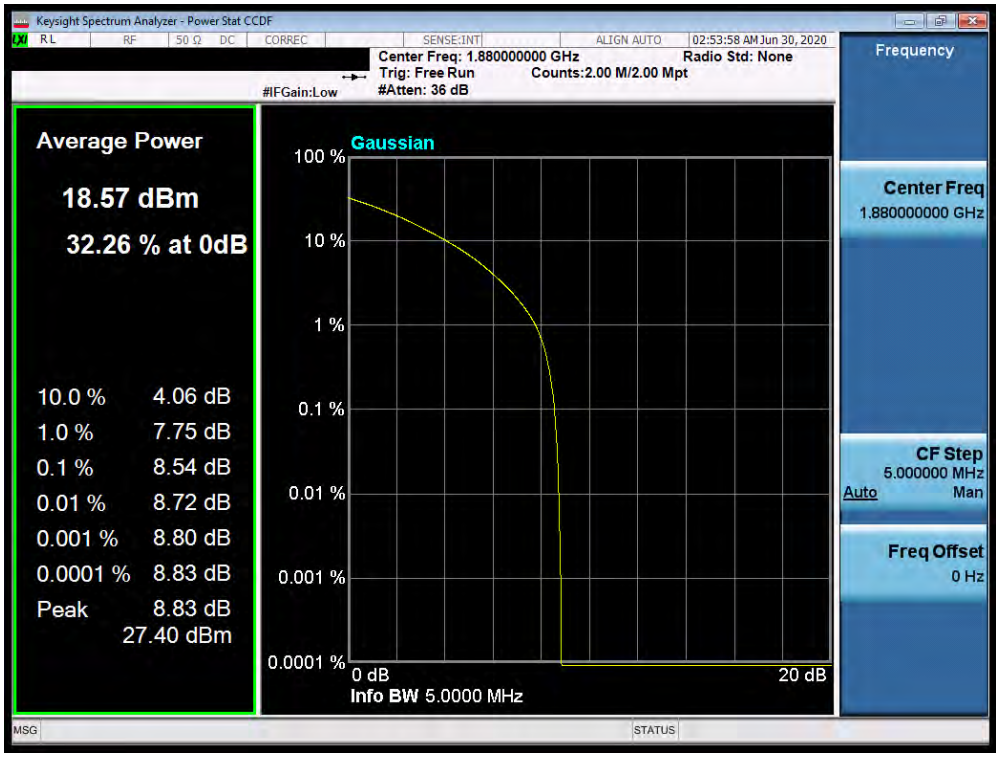

Plot 7-620. PAR Plot (Band n25/2 - 5.0MHz 64-QAM - Full RB Configuration)

© 2020 PCTEST
All rights reserved. Unless otherwise specified, no part of this report may be reproduced or utilized in any part, form or by any means, electronic or mechanical, including photocopying and microfilm, without permission in writing from PCTEST. If you have any questions about this international copyright or have an enquiry about obtaining additional rights to this report or assembly of contents thereof, please contact INFO@PCTEST.COM.

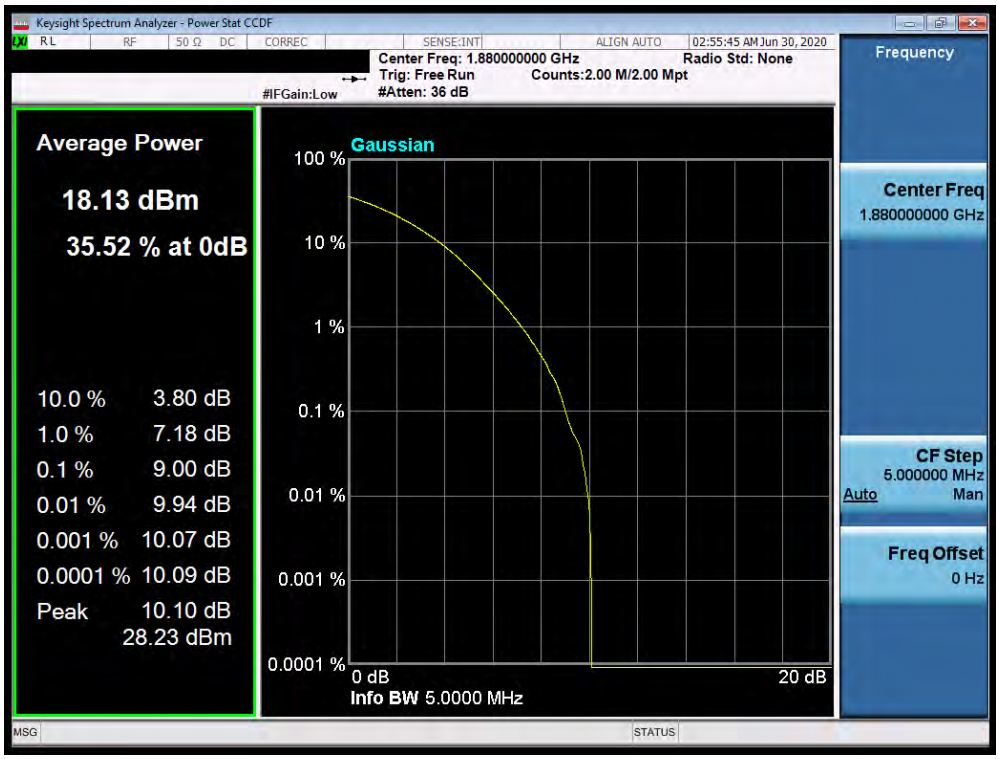

Plot 7-621. PAR Plot (Band n25/2 - 5.0MHz 256-QAM - Full RB Configuration)

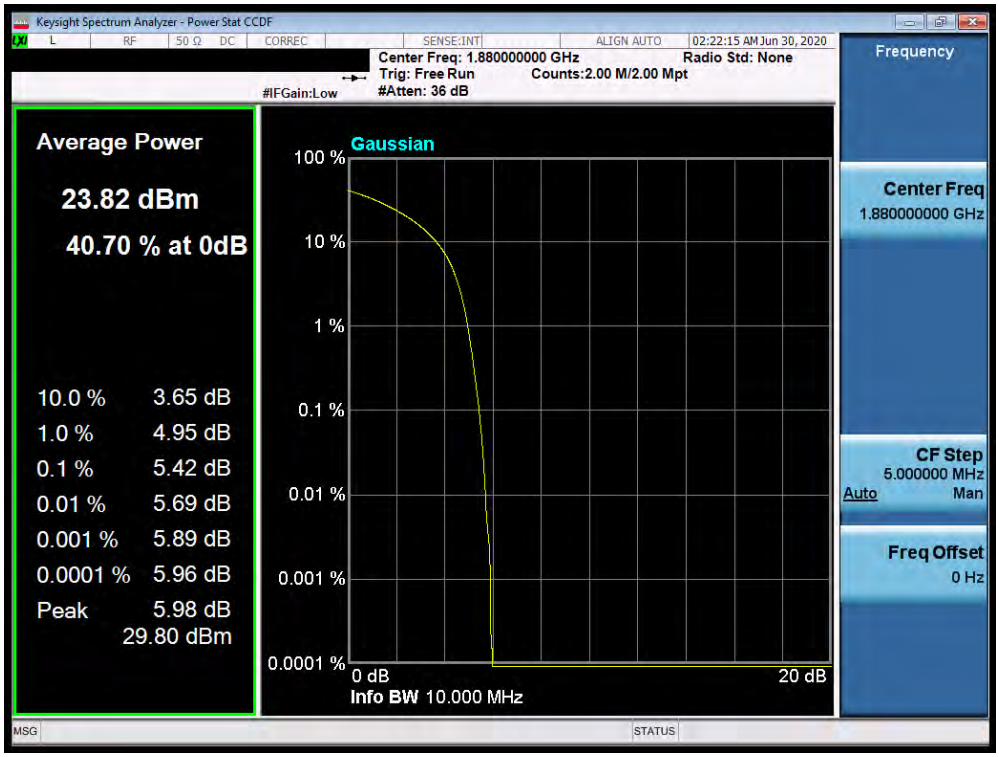

Plot 7-622. PAR Plot (Band n25/2 - 10.0MHz DFT-s-OFDM BPSK - Full RB Configuration)

© 2020 PCTEST
All rights reserved. Unless otherwise specified, no part of this report may be reproduced or utilized in any part, form or by any means, electronic or mechanical, including photocopying and microfilm, without permission in writing from PCTEST. If you have any questions about this international copyright or have an enquiry about obtaining additional rights to this report or assembly of contents thereof, please contact INFO@PCTEST.COM.

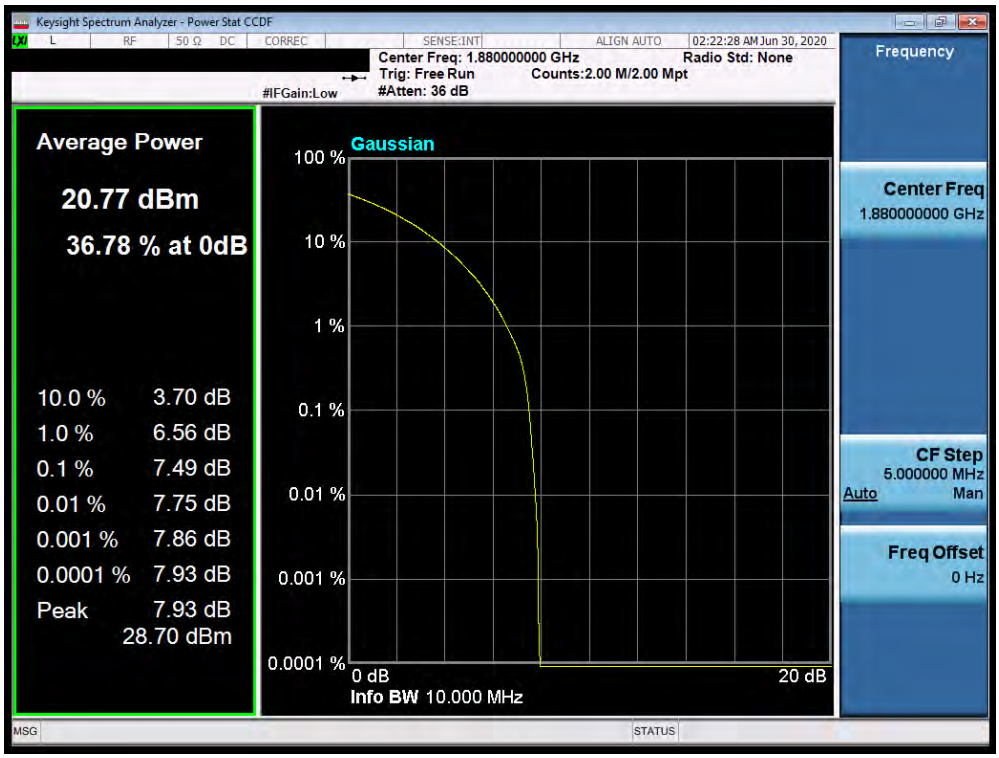

Plot 7-623. PAR Plot (Band n25/2 - 10.0MHz QPSK - Full RB Configuration)

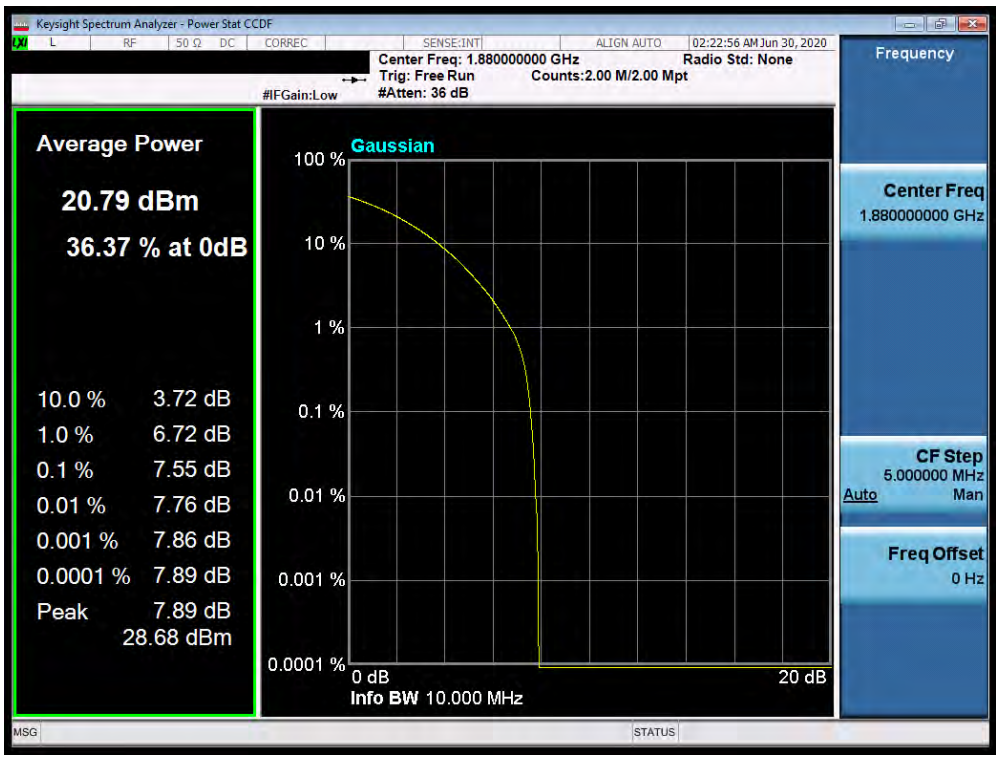

Plot 7-624. PAR Plot (Band n25/2 - 10.0MHz 16-QAM - Full RB Configuration)

© 2020 PCTEST V 9.0 02/01/2019

All rights reserved. Unless otherwise specified, no part of this report may be reproduced or utilized in any part, form or by any means, electronic or mechanical, including photocopying and microfilm, without permission in writing from PCTEST. If you have any questions about this international copyright or have an enquiry about obtaining additional rights to this report or assembly of contents thereof, please contact INFO@PCTEST.COM.

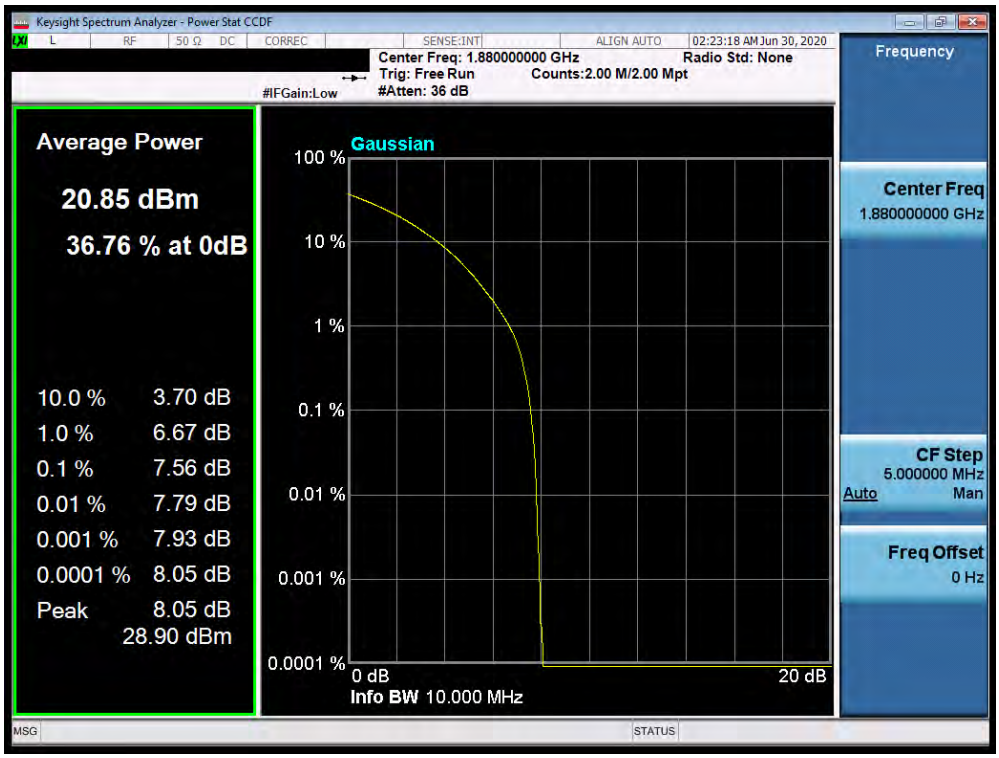

Plot 7-625. PAR Plot (Band n25/2 - 10.0MHz 64-QAM - Full RB Configuration)

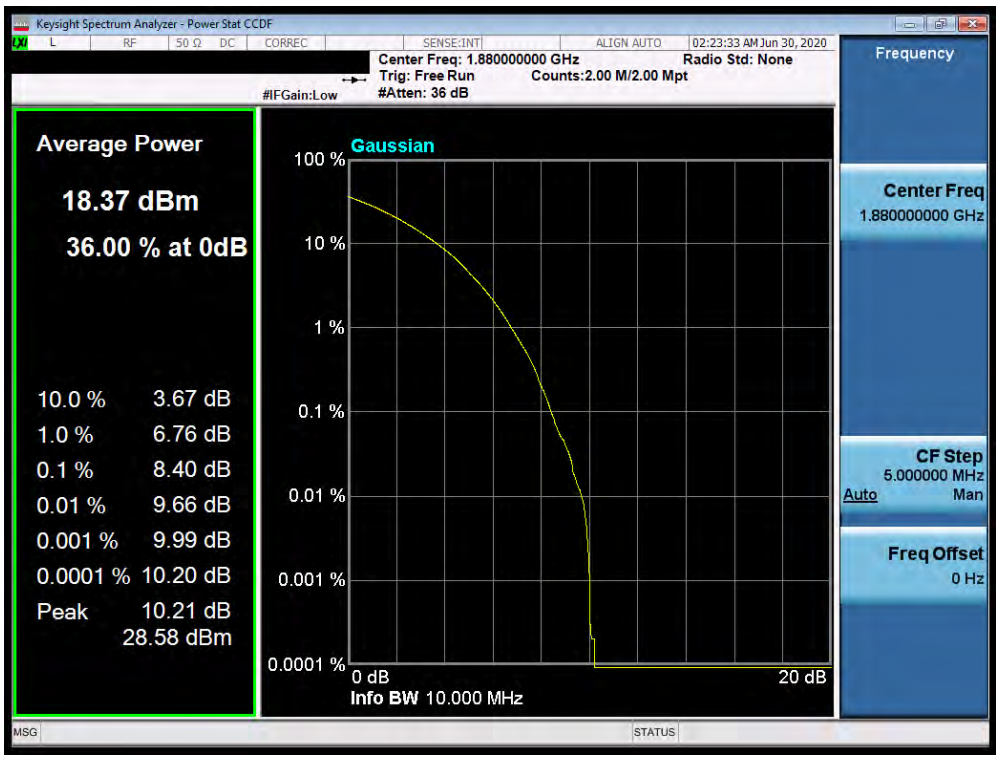

Plot 7-626. PAR Plot (Band n25/2 - 10.0MHz 256-QAM - Full RB Configuration)

© 2020 PCTEST V 9.0 02/01/2019

All rights reserved. Unless otherwise specified, no part of this report may be reproduced or utilized in any part, form or by any means, electronic or mechanical, including photocopying and microfilm, without permission in writing from PCTEST. If you have any questions about this international copyright or have an enquiry about obtaining additional rights to this report or assembly of contents thereof, please contact INFO@PCTEST.COM.

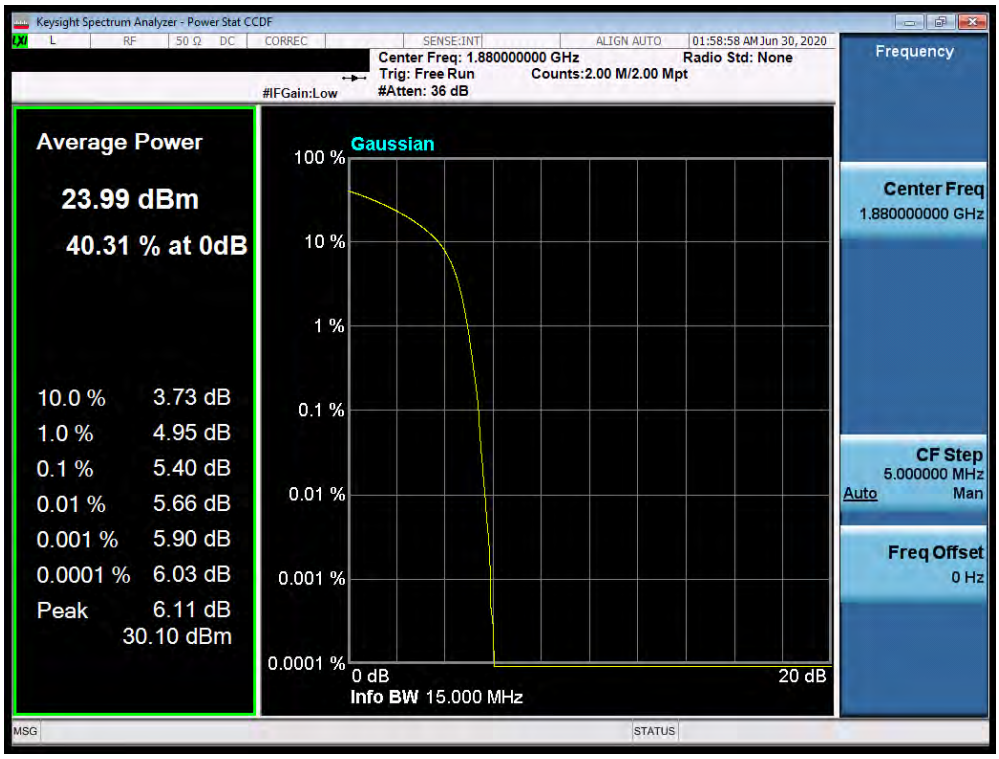

Plot 7-627. PAR Plot (Band n25/2 - 15.0MHz DFT-s-OFDM BPSK - Full RB Configuration)

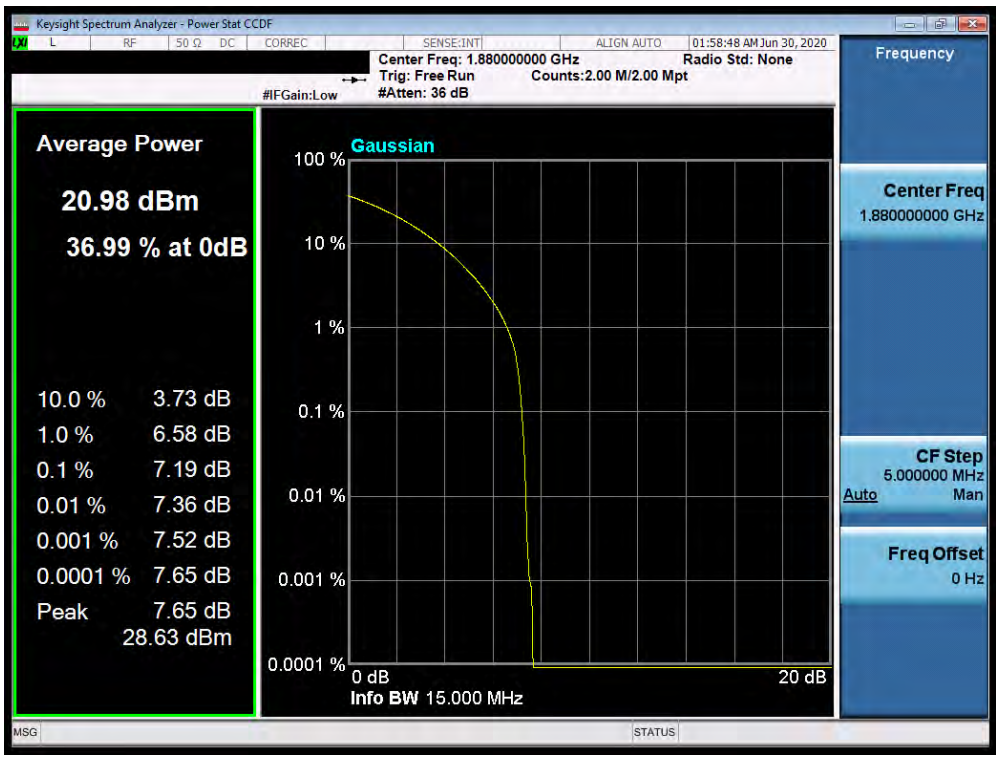

Plot 7-628. PAR Plot (Band n25/2 - 15.0MHz QPSK - Full RB Configuration)

© 2020 PCTEST V 9.0 02/01/2019

All rights reserved. Unless otherwise specified, no part of this report may be reproduced or utilized in any part, form or by any means, electronic or mechanical, including photocopying and microfilm, without permission in writing from PCTEST. If you have any questions about this international copyright or have an enquiry about obtaining additional rights to this report or assembly of contents thereof, please contact INFO@PCTEST.COM.

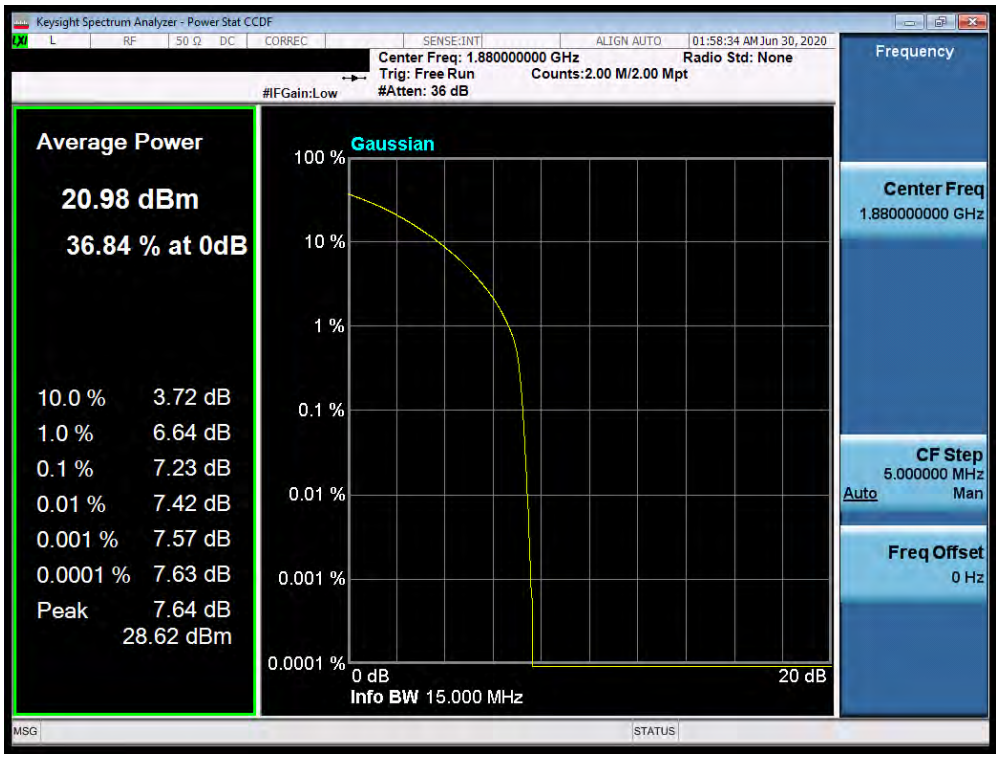

Plot 7-629. PAR Plot (Band n25/2 - 15.0MHz 16-QAM - Full RB Configuration)

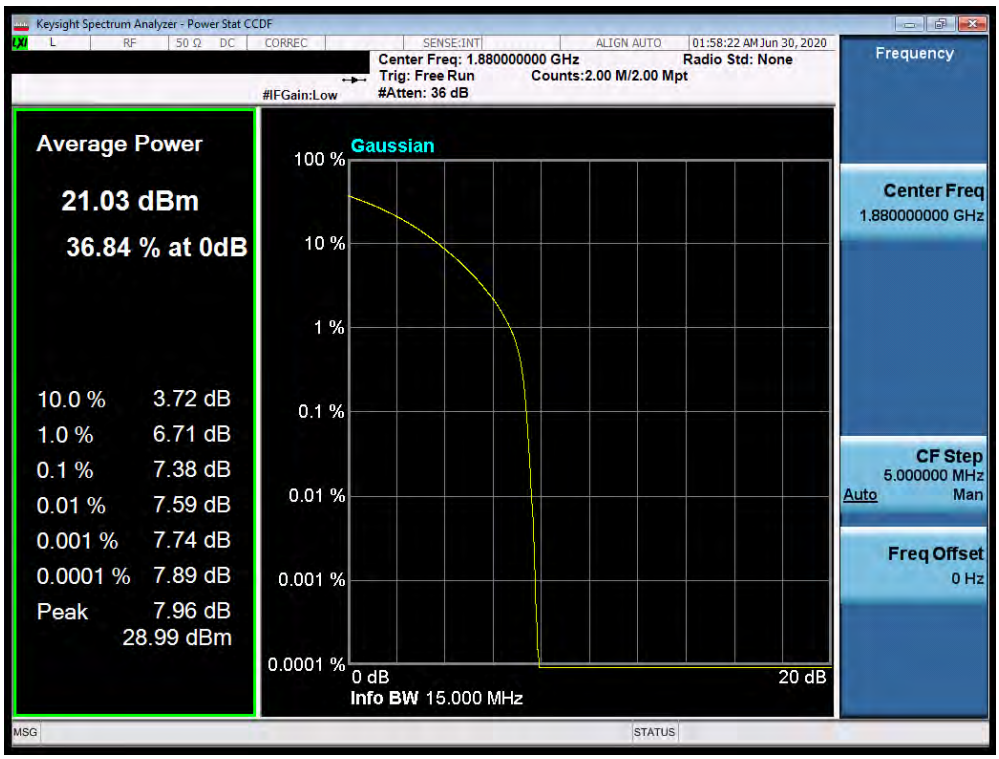

Plot 7-630. PAR Plot (Band n25/2 - 15.0MHz 64-QAM - Full RB Configuration)

© 2020 PCTEST V 9.0 02/01/2019

All rights reserved. Unless otherwise specified, no part of this report may be reproduced or utilized in any part, form or by any means, electronic or mechanical, including photocopying and microfilm, without permission in writing from PCTEST. If you have any questions about this international copyright or have an enquiry about obtaining additional rights to this report or assembly of contents thereof, please contact INFO@PCTEST.COM.

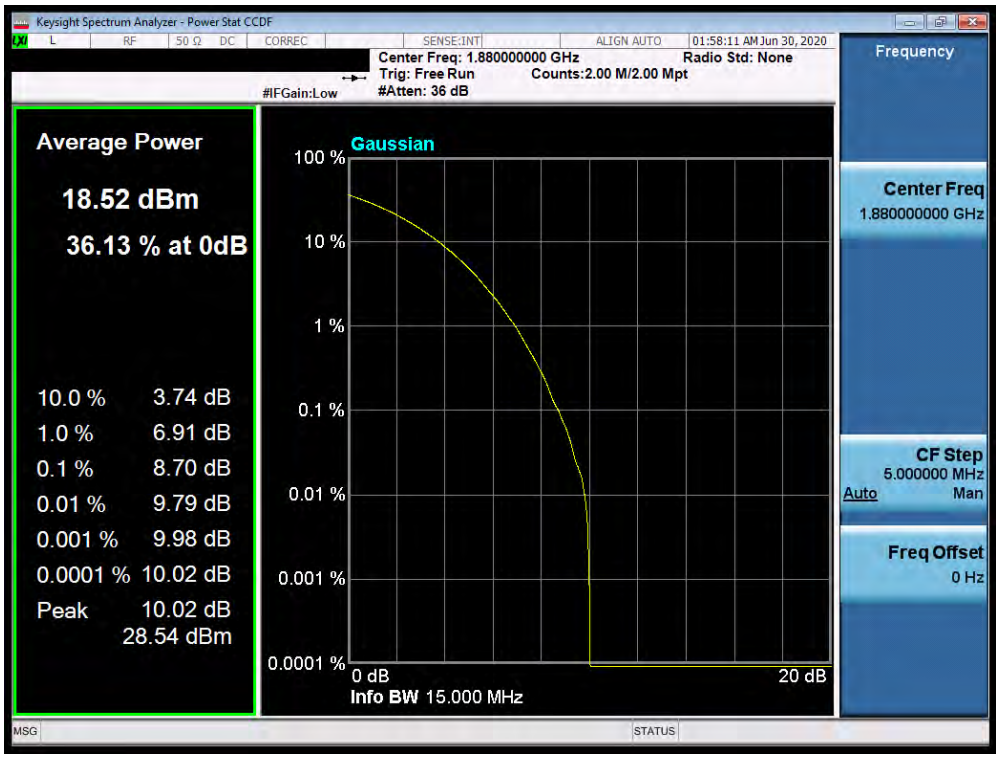

Plot 7-631. PAR Plot (Band n25/2 - 15.0MHz 256-QAM - Full RB Configuration)

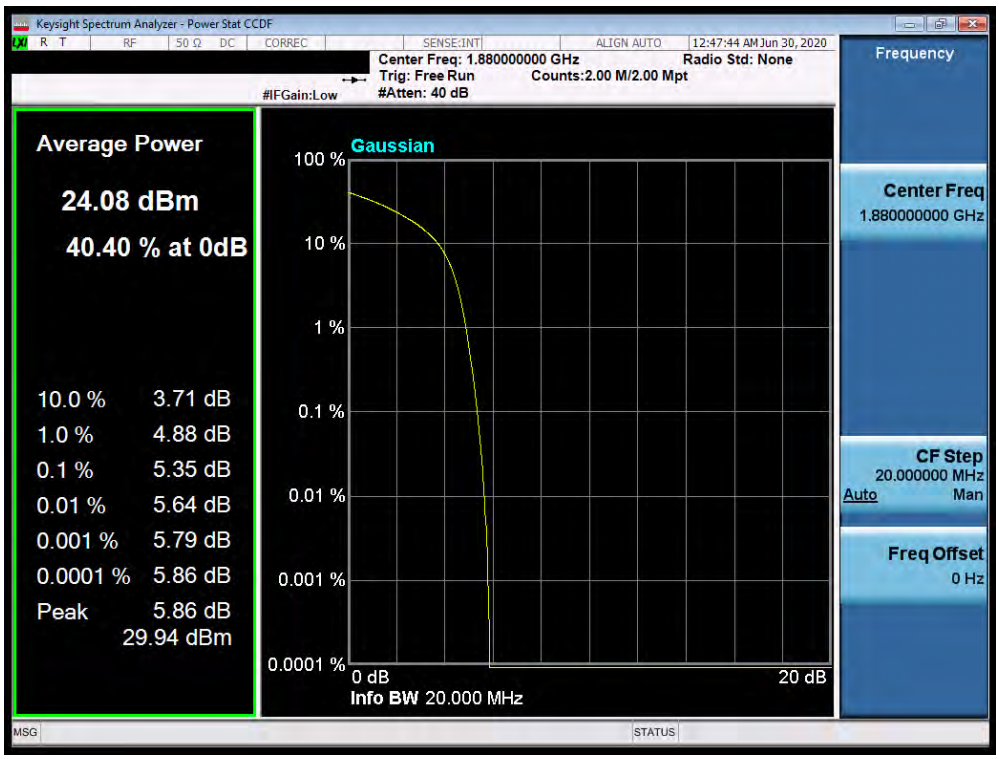

Plot 7-632. PAR Plot (Band n25/2 - 20.0MHz DFT-s-OFDM BPSK - Full RB Configuration)

© 2020 PCTEST V 9.0 02/01/2019
All rights reserved. Unless otherwise specified, no part of this report may be reproduced or utilized in any part, form or by any means, electronic or mechanical, including photocopying and microfilm, without permission in writing from PCTEST. If you have any questions about this international copyright or have an enquiry about obtaining additional rights to this report or assembly of contents thereof, please contact INFO@PCTEST.COM.

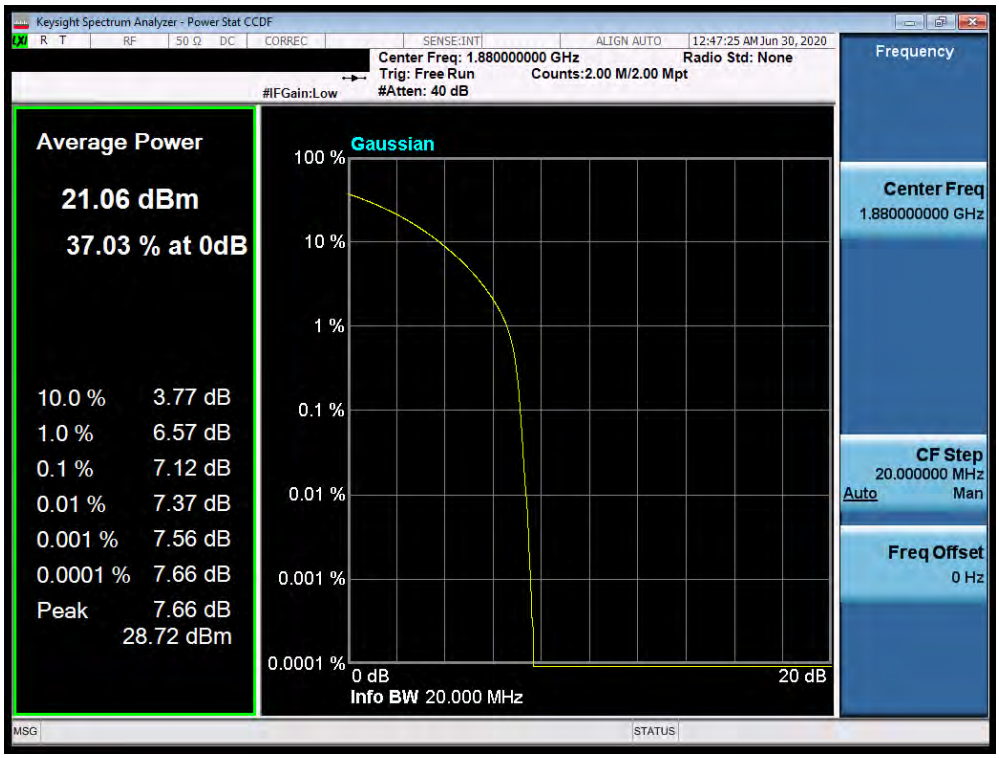

Plot 7-633. PAR Plot (Band n25/2 - 20.0MHz QPSK - Full RB Configuration)

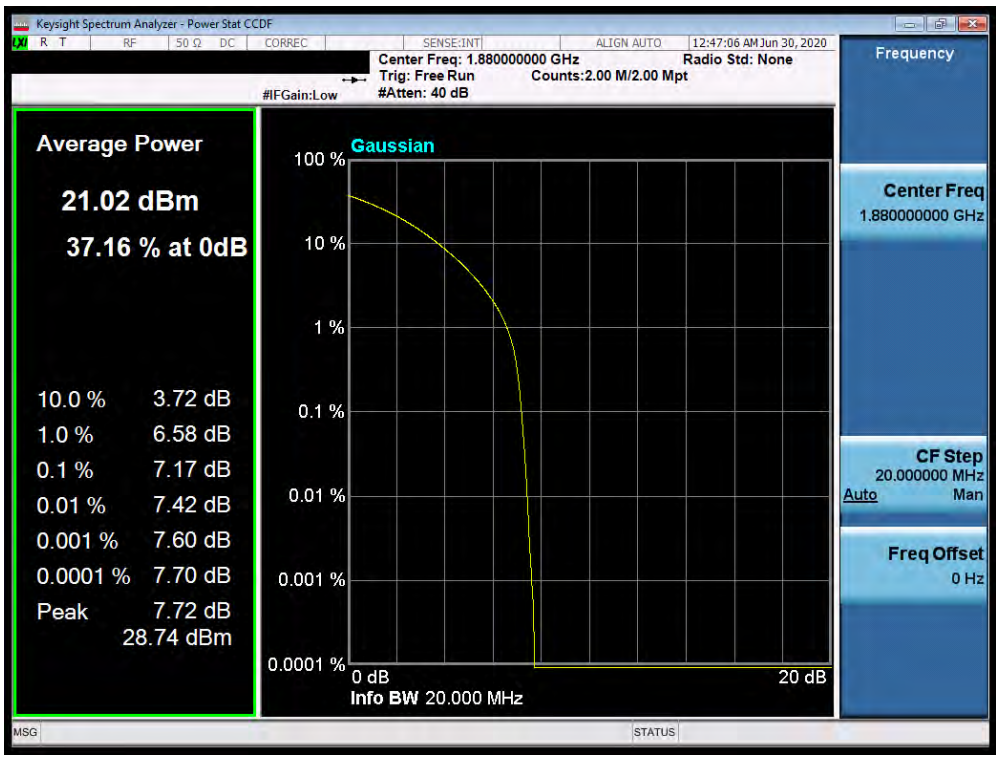

Plot 7-634. PAR Plot (Band n25/2 - 20.0MHz 16-QAM - Full RB Configuration)

© 2020 PCTEST V 9.0 02/01/2019

All rights reserved. Unless otherwise specified, no part of this report may be reproduced or utilized in any part, form or by any means, electronic or mechanical, including photocopying and microfilm, without permission in writing from PCTEST. If you have any questions about this international copyright or have an enquiry about obtaining additional rights to this report or assembly of contents thereof, please contact INFO@PCTEST.COM.

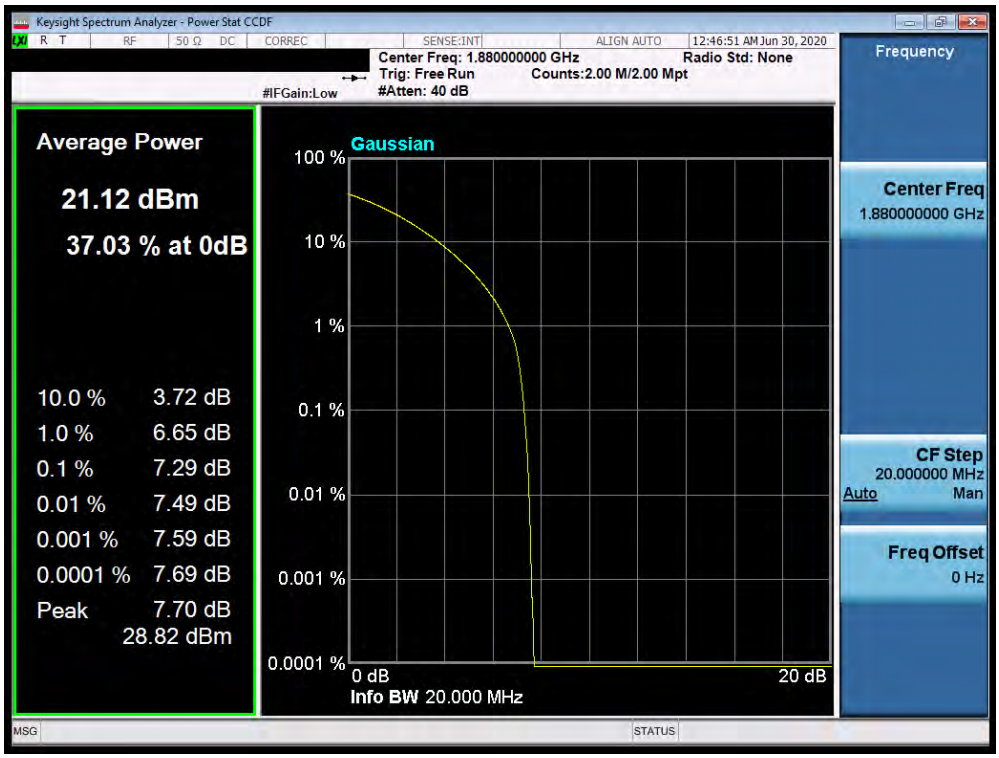

Plot 7-635. PAR Plot (Band n25/2 - 20.0MHz 64-QAM - Full RB Configuration)

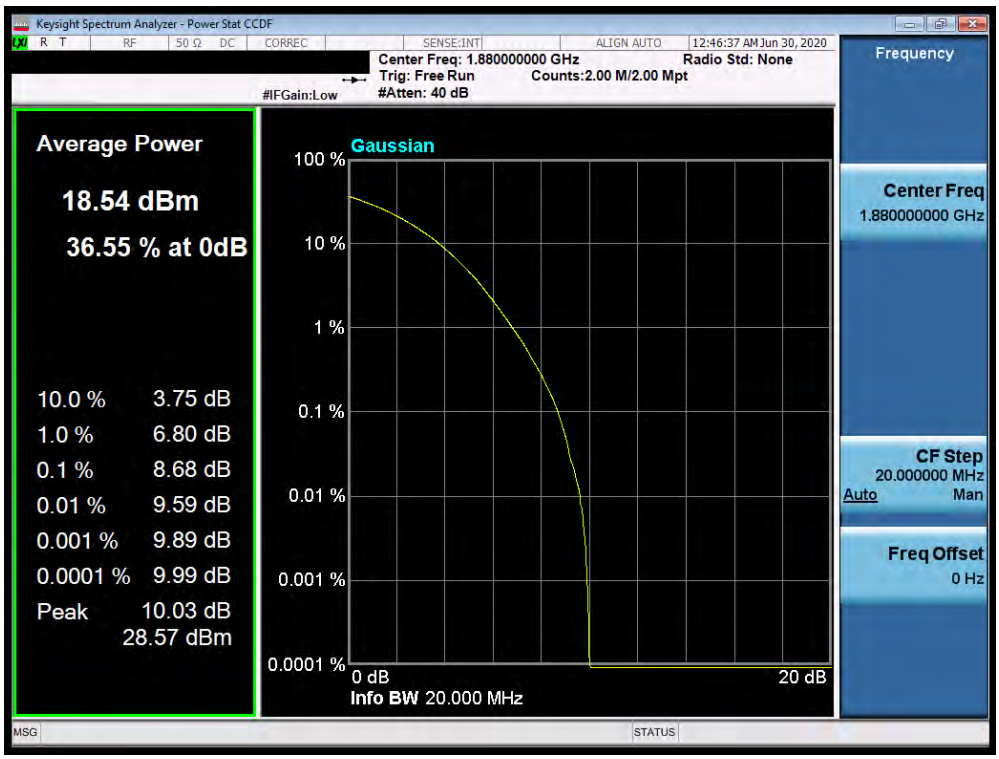

Plot 7-636. PAR Plot (Band n25/2 - 20.0MHz 256-QAM - Full RB Configuration)

© 2020 PCTEST V 9.0 02/01/2019

All rights reserved. Unless otherwise specified, no part of this report may be reproduced or utilized in any part, form or by any means, electronic or mechanical, including photocopying and microfilm, without permission in writing from PCTEST. If you have any questions about this international copyright or have an enquiry about obtaining additional rights to this report or assembly of contents thereof, please contact INFO@PCTEST.COM.

Band 66/4

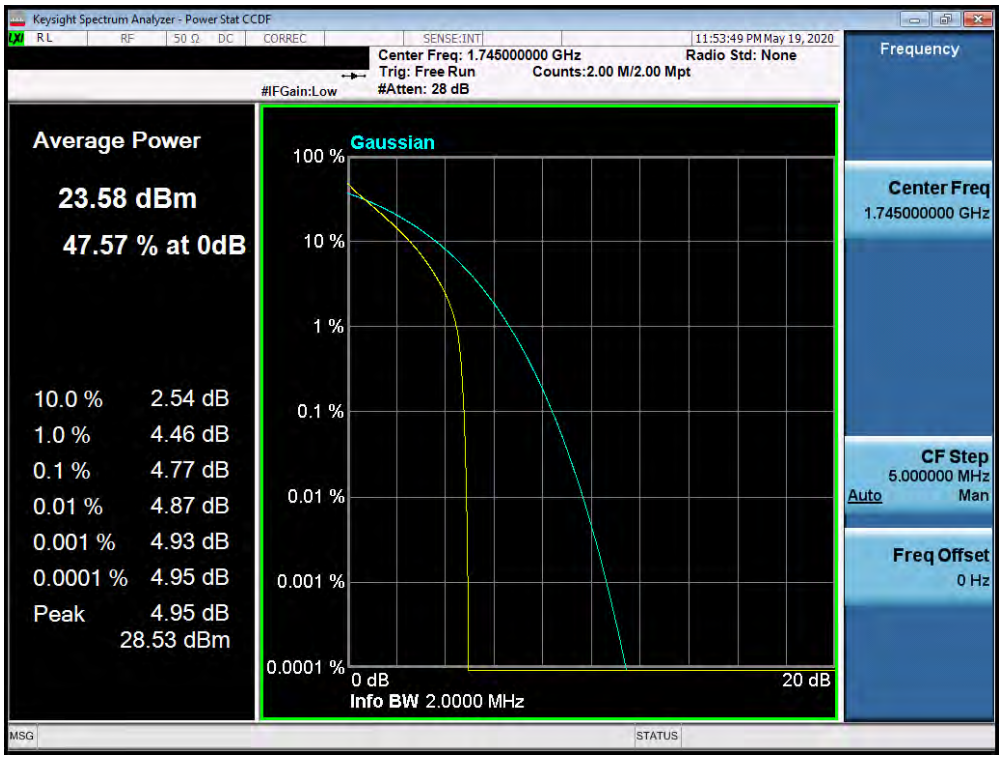

Plot 7-637. PAR Plot (Band 66/4 - 1.4MHz QPSK - Full RB Configuration)

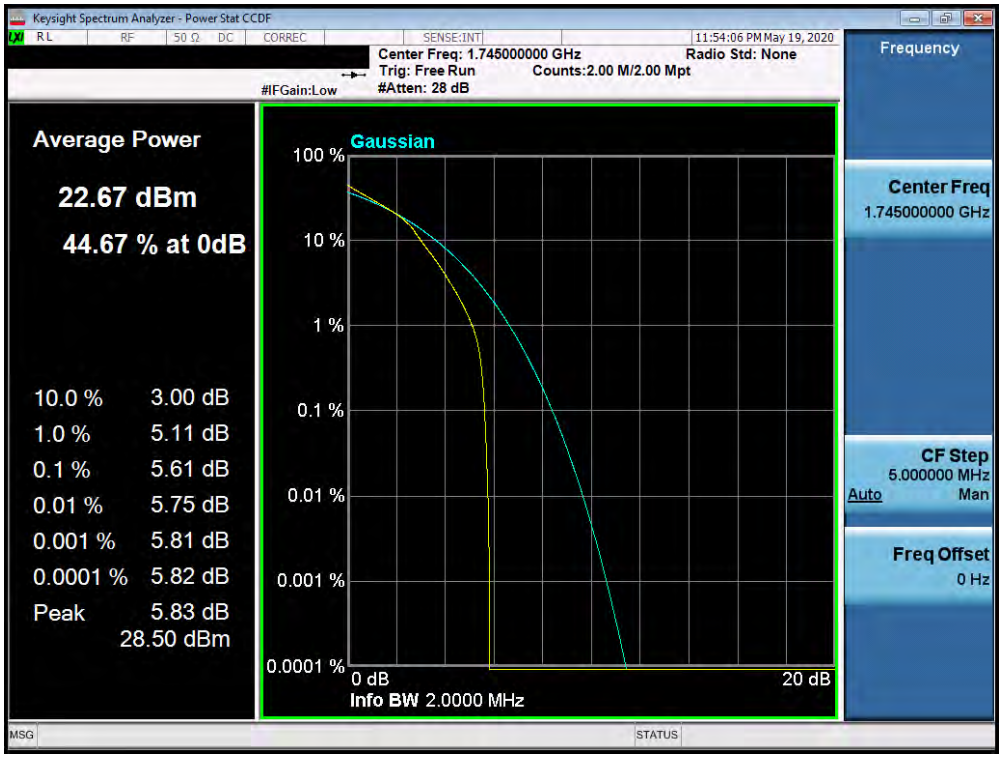

Plot 7-638. PAR Plot (Band 66/4 - 1.4MHz 16-QAM - Full RB Configuration)

© 2020 PCTEST
All rights reserved. Unless otherwise specified, no part of this report may be reproduced or utilized in any part, form or by any means, electronic or mechanical, including photocopying and microfilm, without permission in writing from PCTEST. If you have any questions about this international copyright or have an enquiry about obtaining additional rights to this report or assembly of contents thereof, please contact INFO@PCTEST.COM.

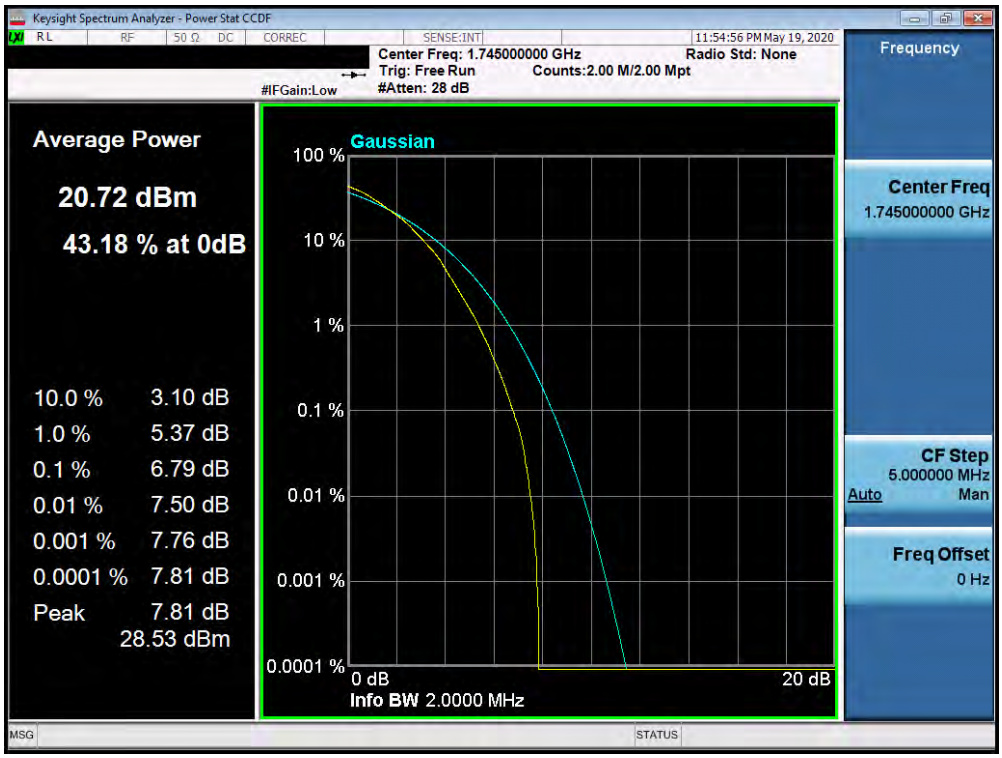

Plot 7-639. PAR Plot (Band 66/4 - 1.4MHz 64-QAM - Full RB Configuration)

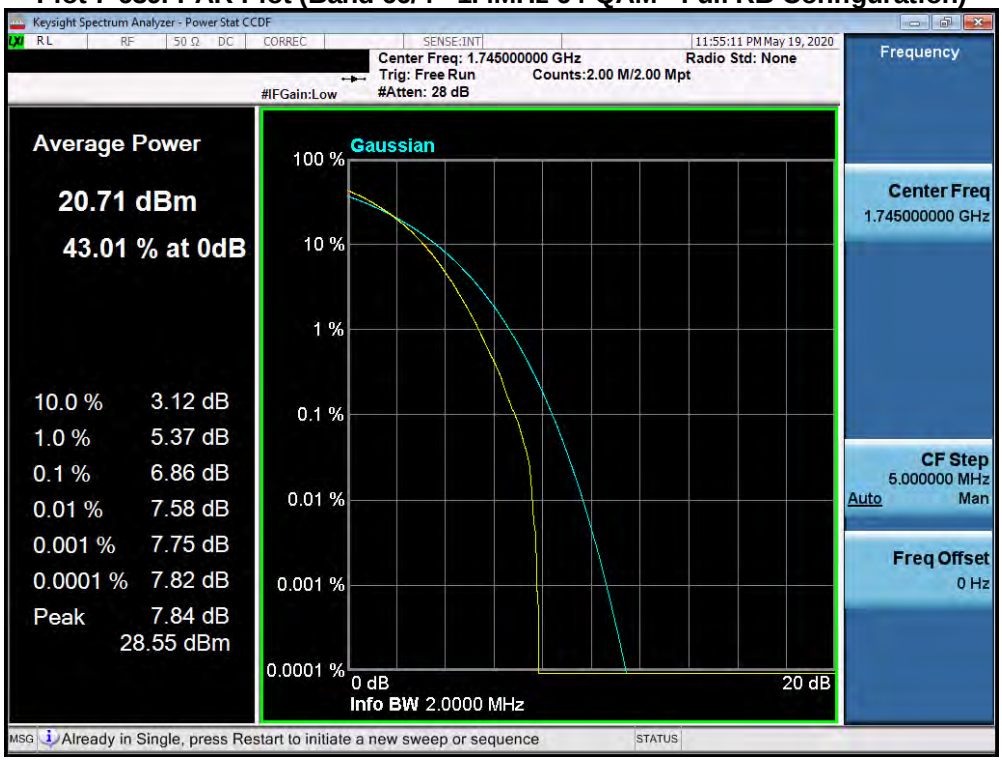

Plot 7-640. PAR Plot (Band 66/4 - 1.4MHz 256-QAM - Full RB Configuration)

© 2020 PCTEST
All rights reserved. Unless otherwise specified, no part of this report may be reproduced or utilized in any part, form or by any means, electronic or mechanical, including photocopying and microfilm, without permission in writing from PCTEST. If you have any questions about this international copyright or have an enquiry about obtaining additional rights to this report or assembly of contents thereof, please contact INFO@PCTEST.COM.

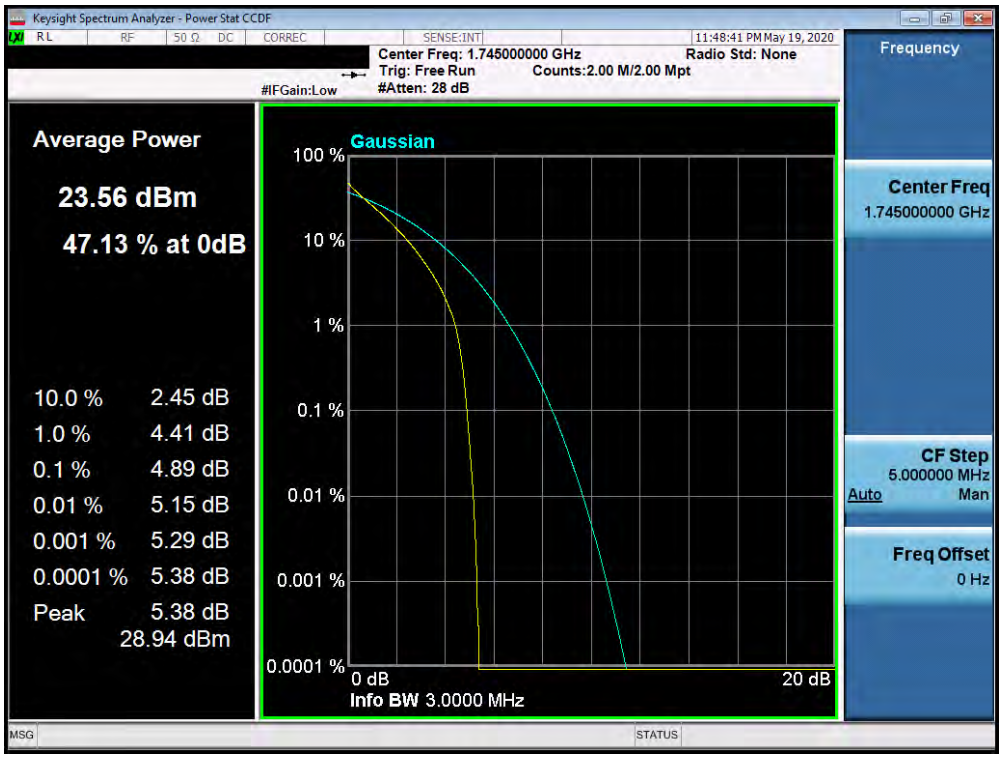

Plot 7-641. PAR Plot (Band 66/4 - 3.0MHz QPSK - Full RB Configuration)

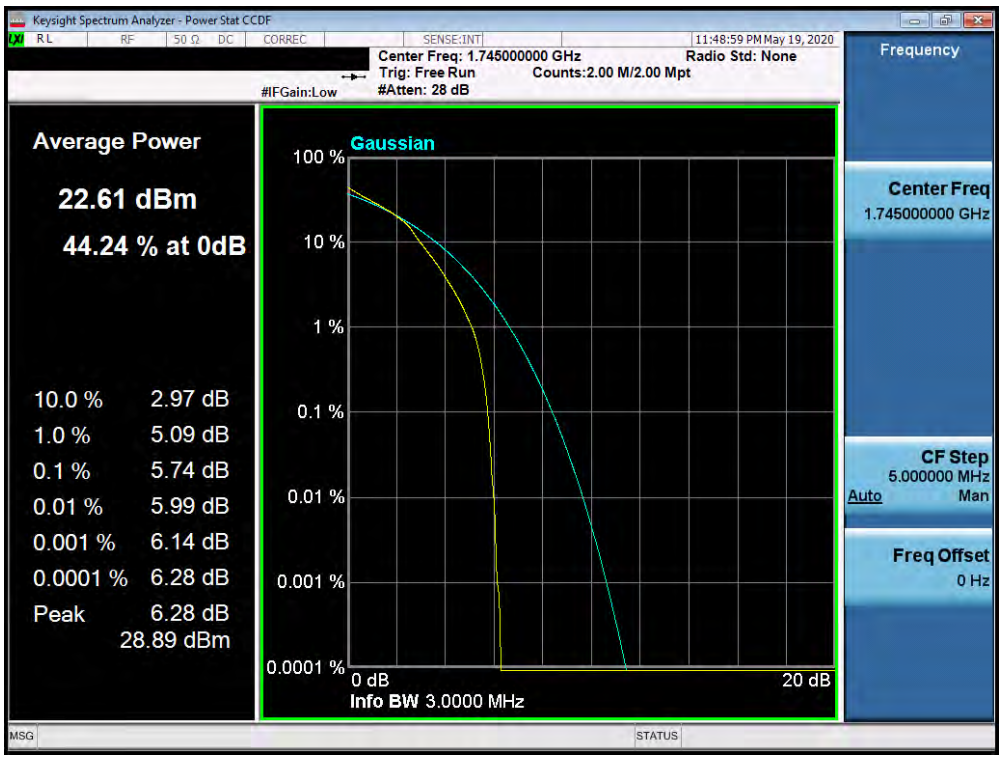

Plot 7-642. PAR Plot (Band 66/4 - 3.0MHz 16-QAM - Full RB Configuration)

© 2020 PCTEST V 9.0 02/01/2019

All rights reserved. Unless otherwise specified, no part of this report may be reproduced or utilized in any part, form or by any means, electronic or mechanical, including photocopying and microfilm, without permission in writing from PCTEST. If you have any questions about this international copyright or have an enquiry about obtaining additional rights to this report or assembly of contents thereof, please contact INFO@PCTEST.COM.

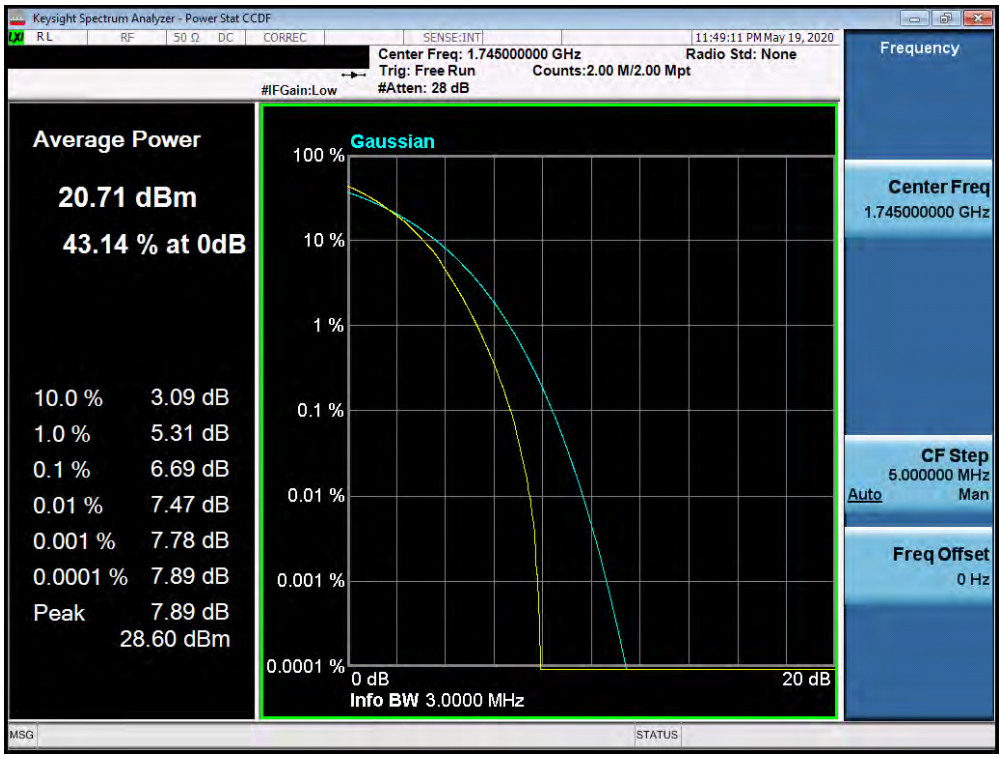

Plot 7-643. PAR Plot (Band 66/4 - 3.0MHz 64-QAM - Full RB Configuration)

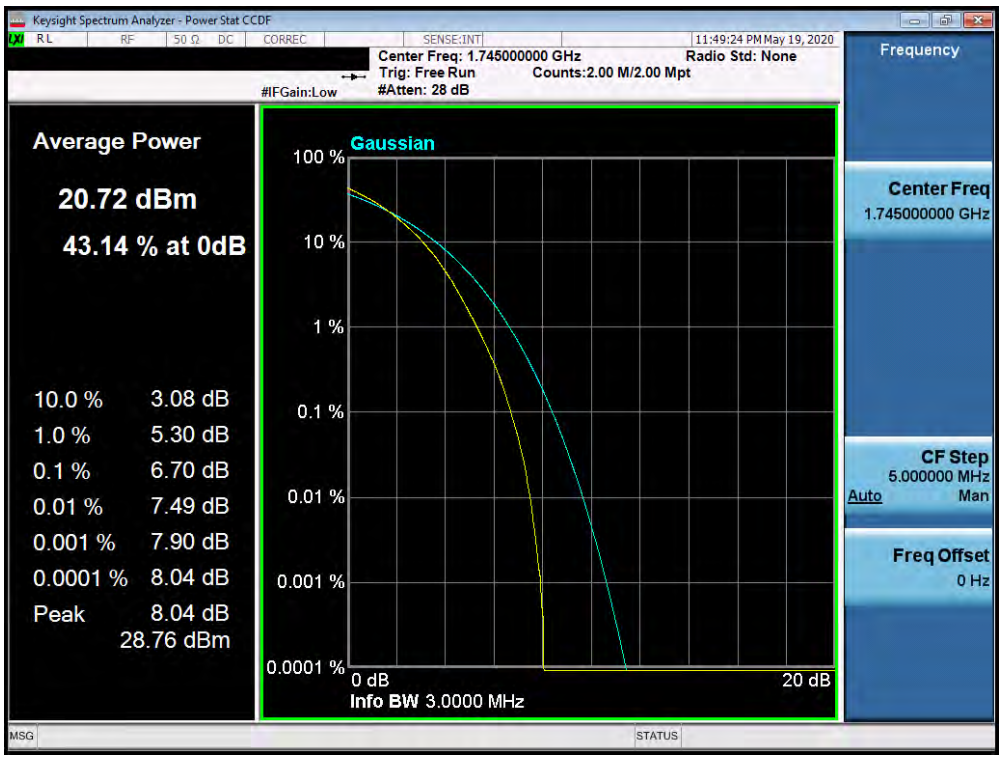

Plot 7-644. PAR Plot (Band 66/4 - 3.0MHz 256-QAM - Full RB Configuration)

© 2020 PCTEST
All rights reserved. Unless otherwise specified, no part of this report may be reproduced or utilized in any part, form or by any means, electronic or mechanical, including photocopying and microfilm, without permission in writing from PCTEST. If you have any questions about this international copyright or have an enquiry about obtaining additional rights to this report or assembly of contents thereof, please contact INFO@PCTEST.COM.

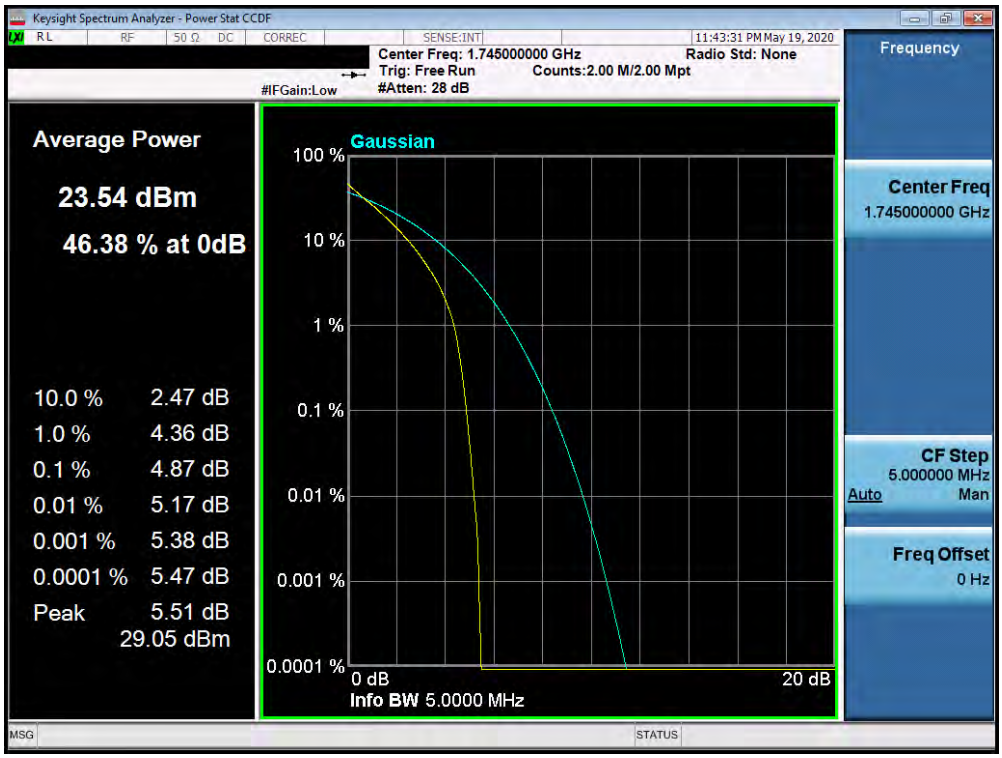

Plot 7-645. PAR Plot (Band 66/4 - 5.0MHz QPSK - Full RB Configuration)

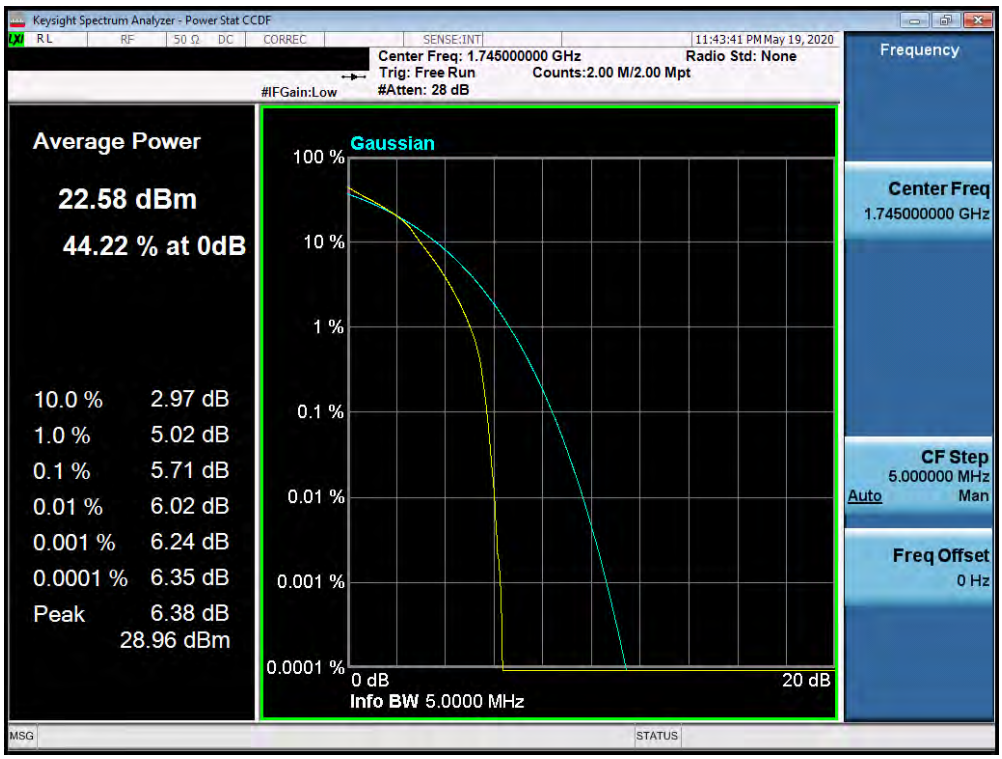

Plot 7-646. PAR Plot (Band 66/4 - 5.0MHz 16-QAM - Full RB Configuration)

© 2020 PCTEST V 9.0 02/01/2019

All rights reserved. Unless otherwise specified, no part of this report may be reproduced or utilized in any part, form or by any means, electronic or mechanical, including photocopying and microfilm, without permission in writing from PCTEST. If you have any questions about this international copyright or have an enquiry about obtaining additional rights to this report or assembly of contents thereof, please contact INFO@PCTEST.COM.

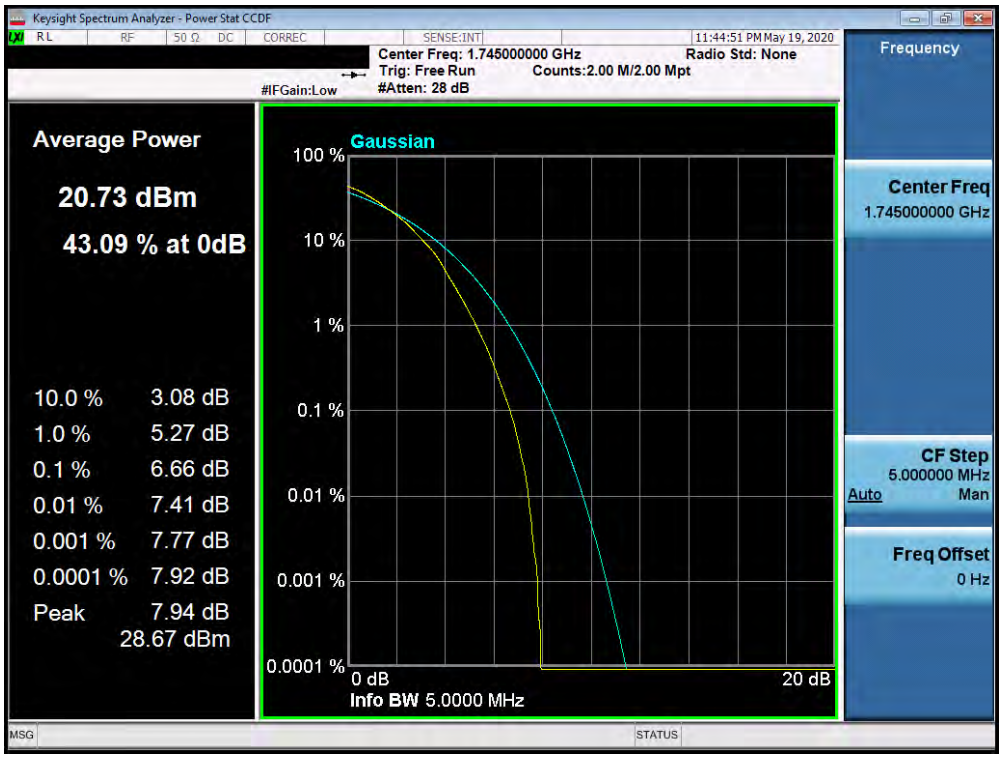

Plot 7-647. PAR Plot (Band 66/4 - 5.0MHz 64-QAM - Full RB Configuration)

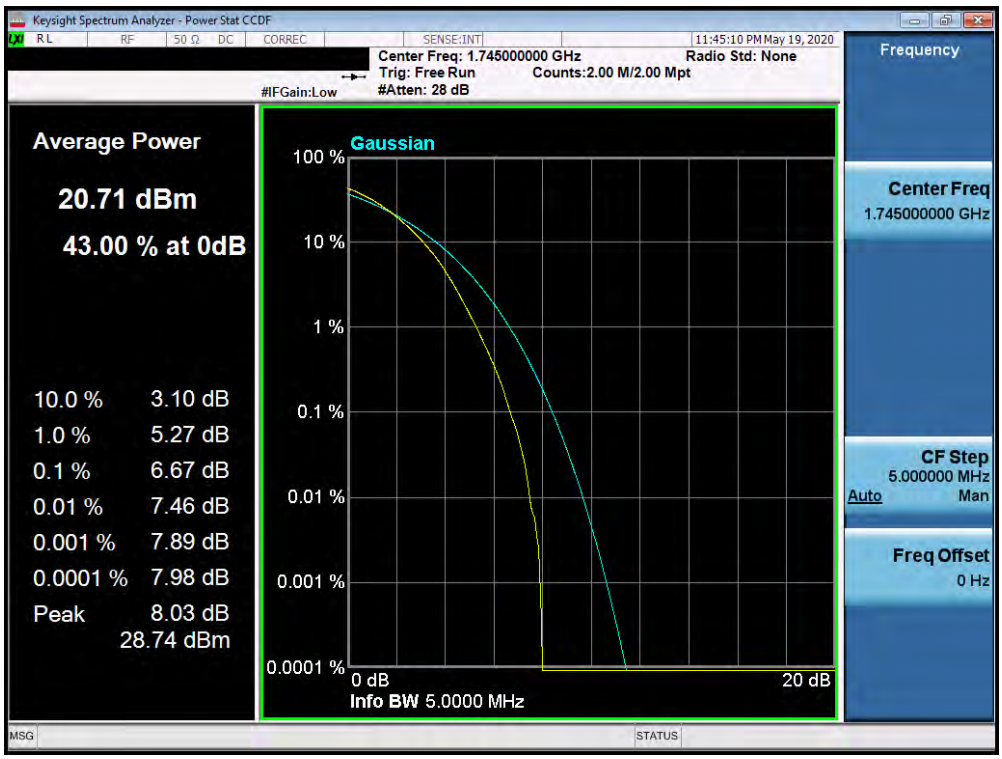

Plot 7-648. PAR Plot (Band 66/4 - 5.0MHz 256-QAM - Full RB Configuration)

© 2020 PCTEST V 9.0 02/01/2019

All rights reserved. Unless otherwise specified, no part of this report may be reproduced or utilized in any part, form or by any means, electronic or mechanical, including photocopying and microfilm, without permission in writing from PCTEST. If you have any questions about this international copyright or have an enquiry about obtaining additional rights to this report or assembly of contents thereof, please contact INFO@PCTEST.COM.

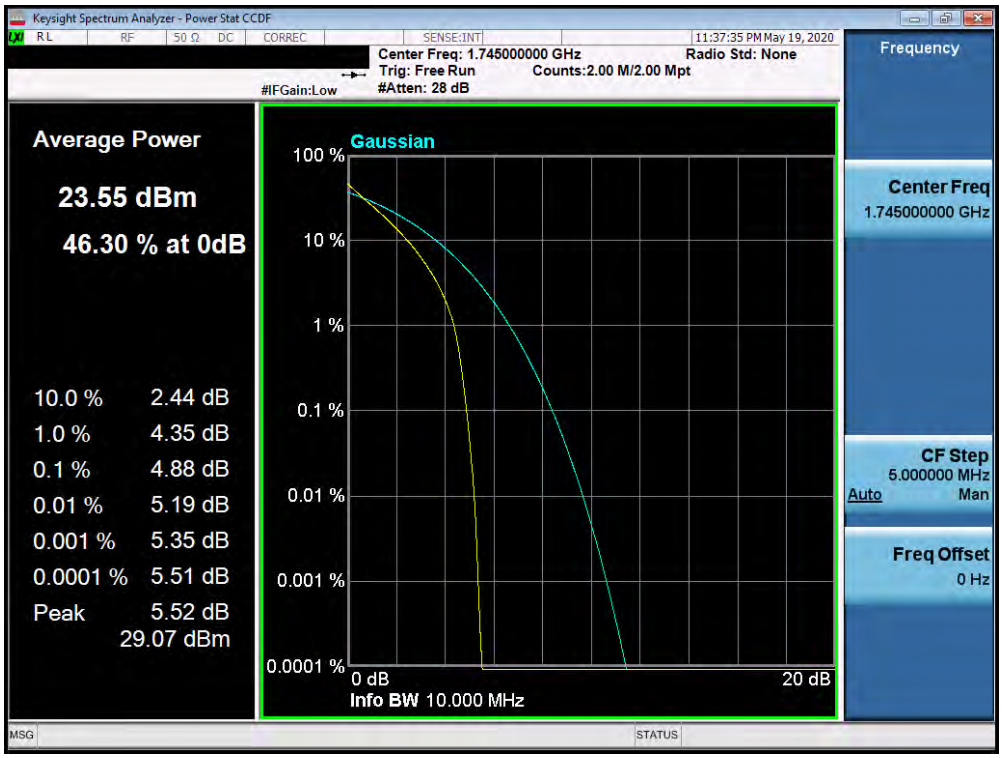

Plot 7-649. PAR Plot (Band 66/4 - 10.0MHz QPSK - Full RB Configuration)

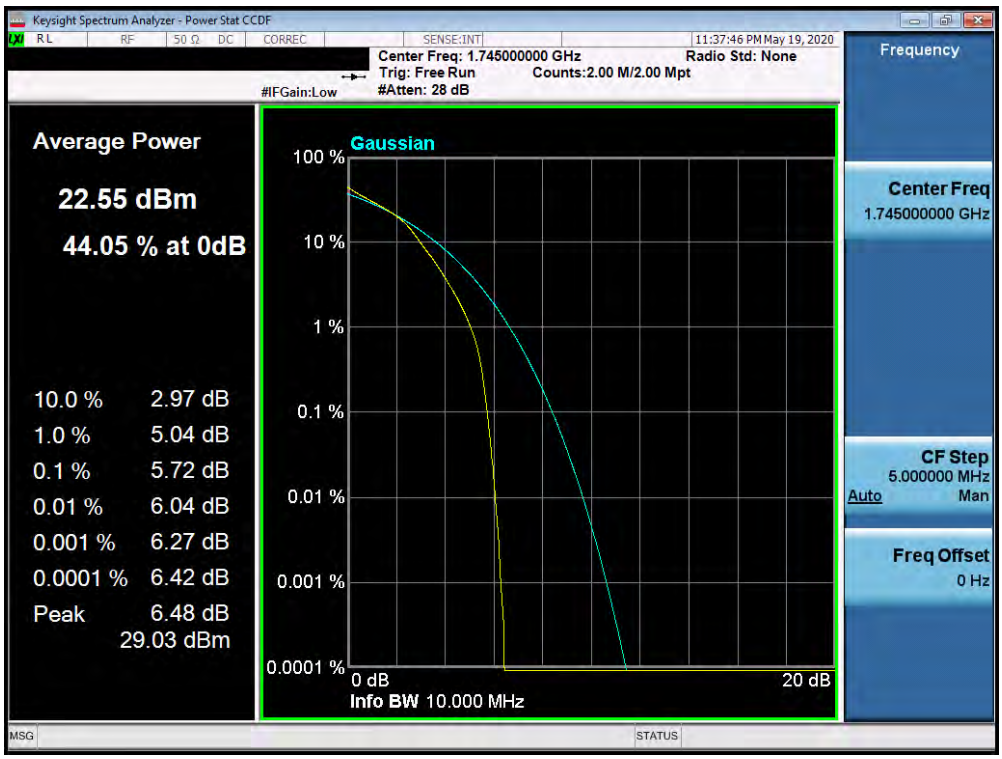

Plot 7-650. PAR Plot (Band 66/4 - 10.0MHz 16-QAM - Full RB Configuration)

© 2020 PCTEST
All rights reserved. Unless otherwise specified, no part of this report may be reproduced or utilized in any part, form or by any means, electronic or mechanical, including photocopying and microfilm, without permission in writing from PCTEST. If you have any questions about this international copyright or have an enquiry about obtaining additional rights to this report or assembly of contents thereof, please contact INFO@PCTEST.COM.

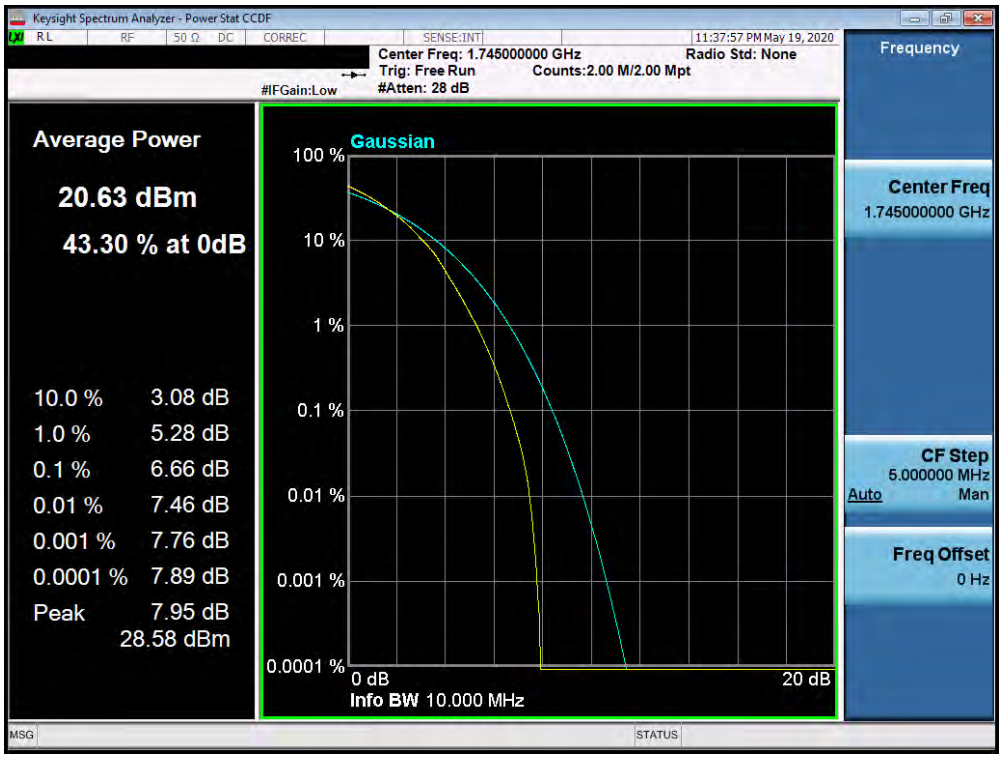

Plot 7-651. PAR Plot (Band 66/4 - 10.0MHz 64-QAM - Full RB Configuration)

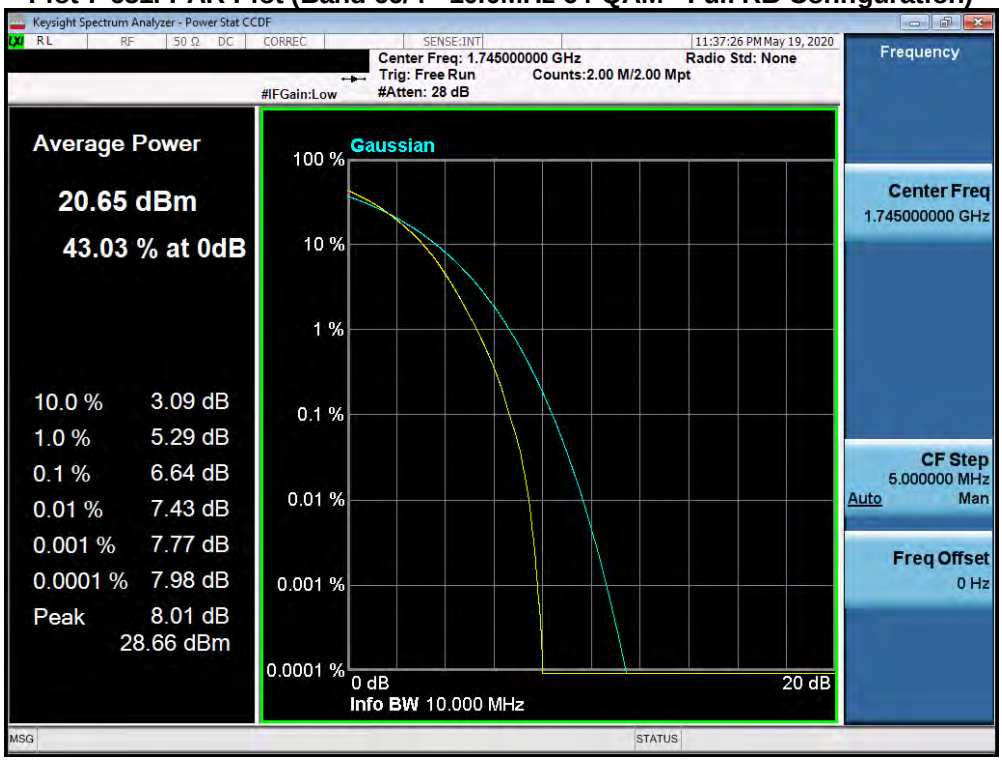

Plot 7-652. PAR Plot (Band 66/4 - 10.0MHz 256-QAM - Full RB Configuration)

© 2020 PCTEST
All rights reserved. Unless otherwise specified, no part of this report may be reproduced or utilized in any part, form or by any means, electronic or mechanical, including photocopying and microfilm, without permission in writing from PCTEST. If you have any questions about this international copyright or have an enquiry about obtaining additional rights to this report or assembly of contents thereof, please contact INFO@PCTEST.COM.

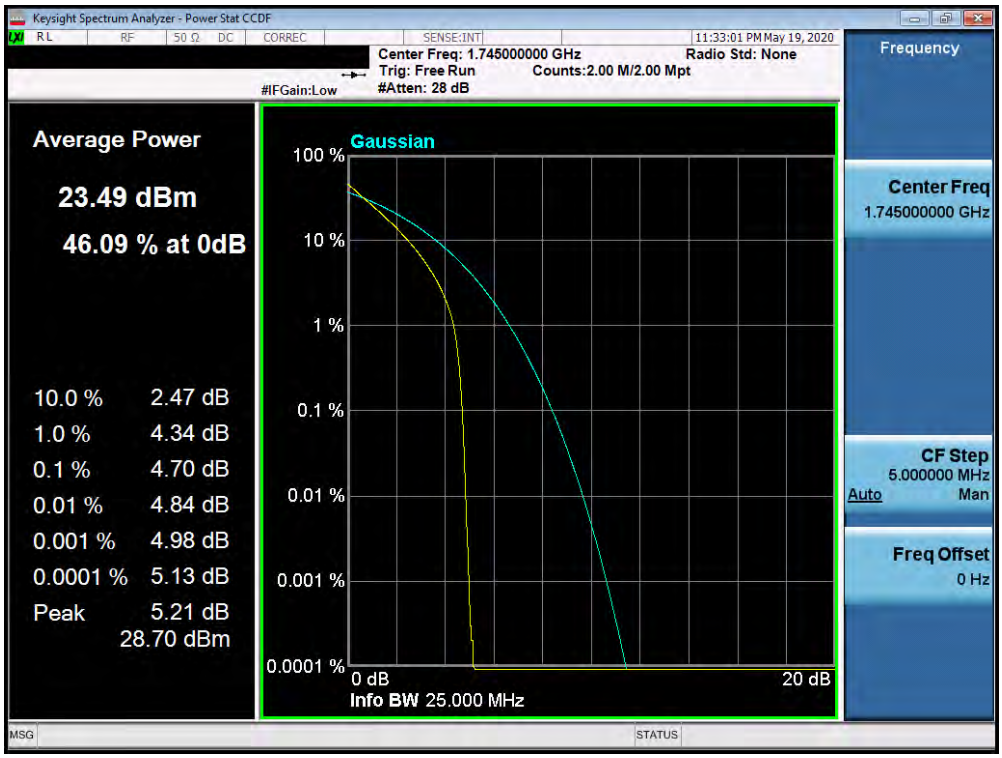

Plot 7-653. PAR Plot (Band 66/4 - 15.0MHz QPSK - Full RB Configuration)

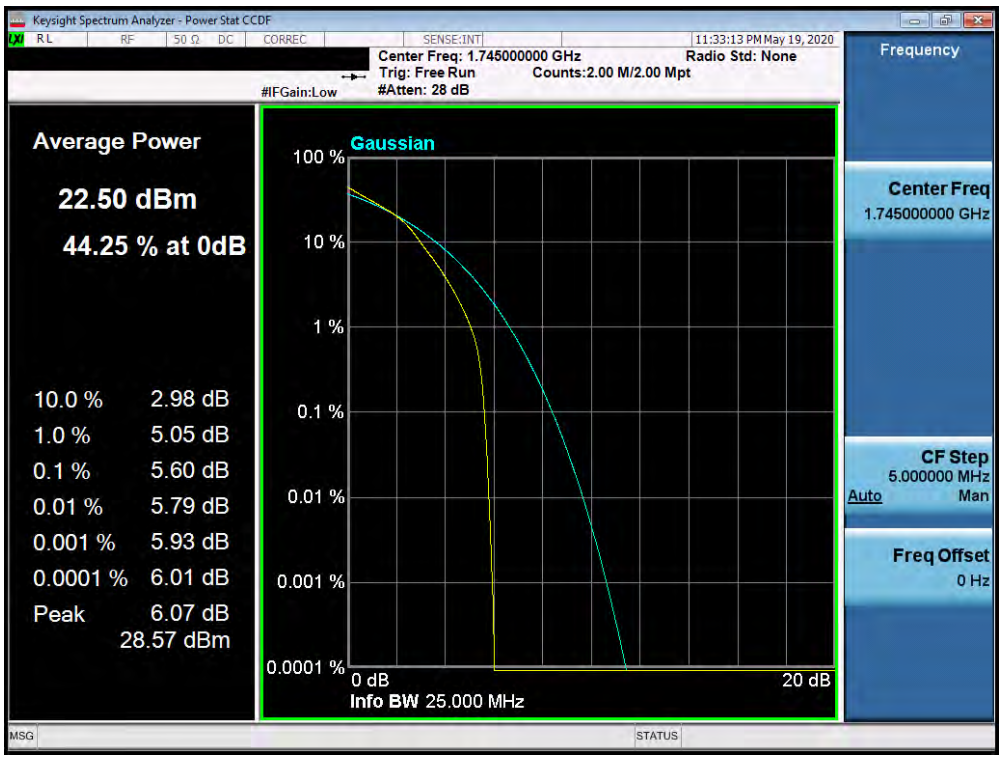

Plot 7-654. PAR Plot (Band 66/4 - 15.0MHz 16-QAM - Full RB Configuration)

© 2020 PCTEST
All rights reserved. Unless otherwise specified, no part of this report may be reproduced or utilized in any part, form or by any means, electronic or mechanical, including photocopying and microfilm, without permission in writing from PCTEST. If you have any questions about this international copyright or have an enquiry about obtaining additional rights to this report or assembly of contents thereof, please contact INFO@PCTEST.COM.

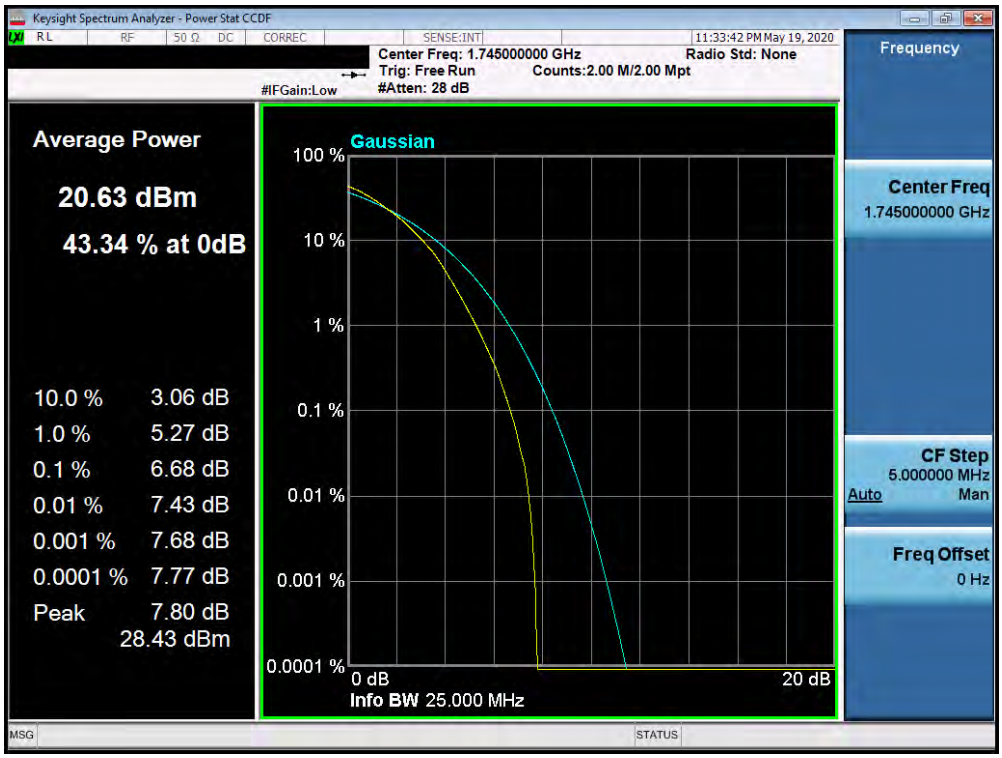

Plot 7-655. PAR Plot (Band 66/4 - 15.0MHz 64-QAM - Full RB Configuration)

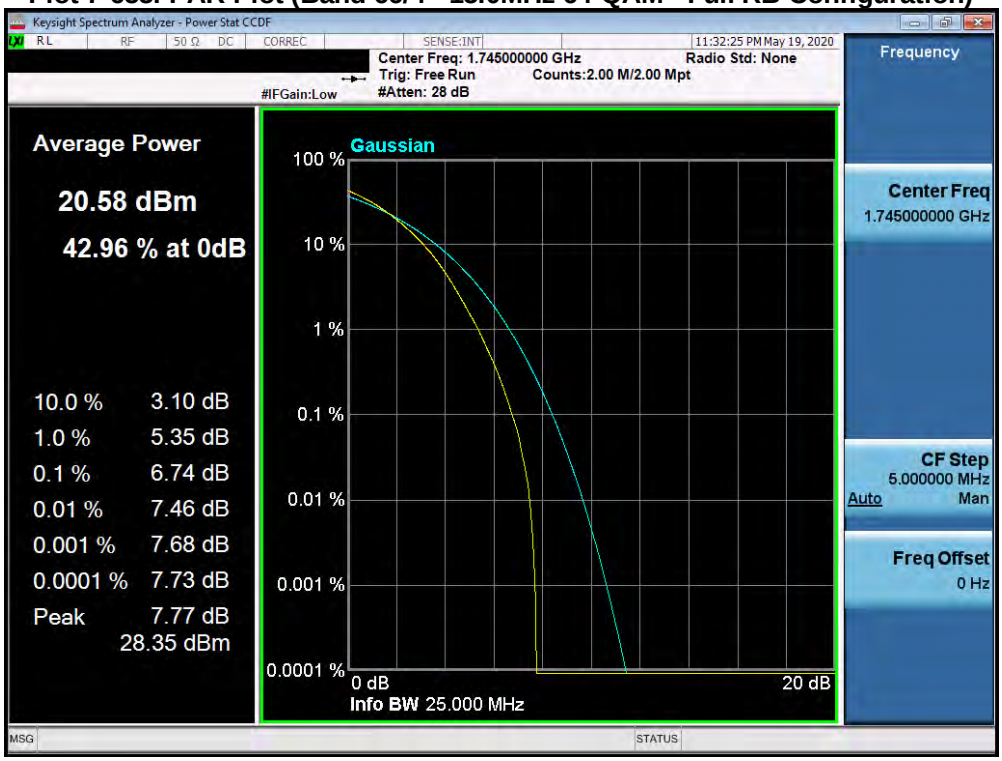

Plot 7-656. PAR Plot (Band 66/4 - 15.0MHz 256-QAM - Full RB Configuration)

© 2020 PCTEST
All rights reserved. Unless otherwise specified, no part of this report may be reproduced or utilized in any part, form or by any means, electronic or mechanical, including photocopying and microfilm, without permission in writing from PCTEST. If you have any questions about this international copyright or have an enquiry about obtaining additional rights to this report or assembly of contents thereof, please contact INFO@PCTEST.COM.

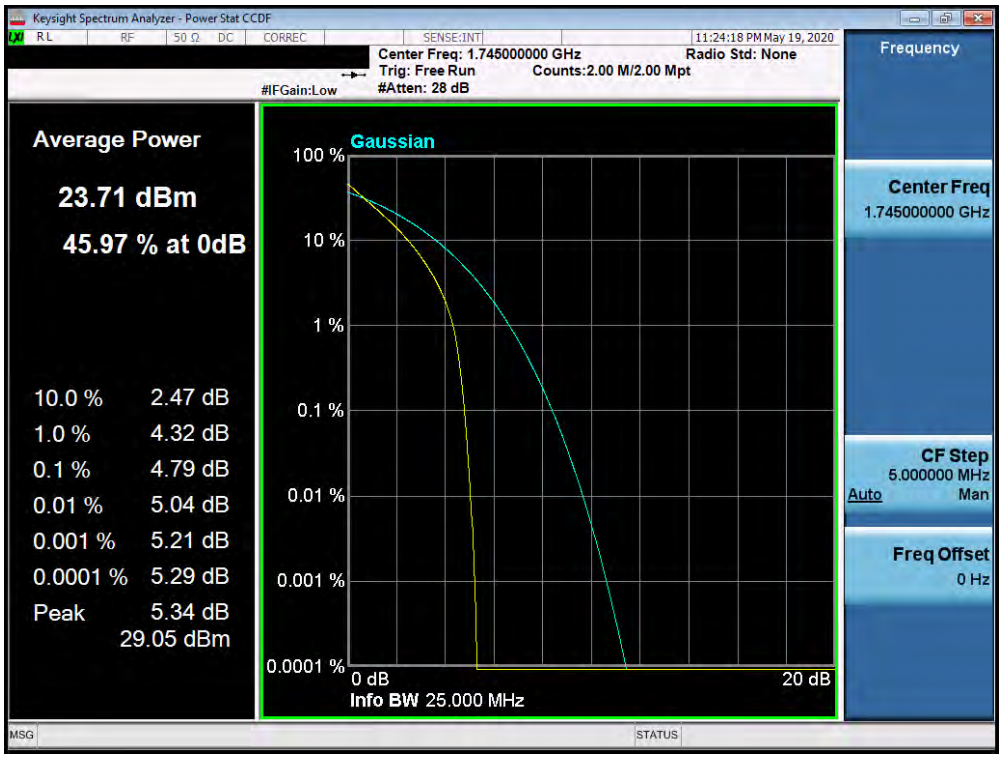

Plot 7-657. PAR Plot (Band 66/4 - 20.0MHz QPSK - Full RB Configuration)

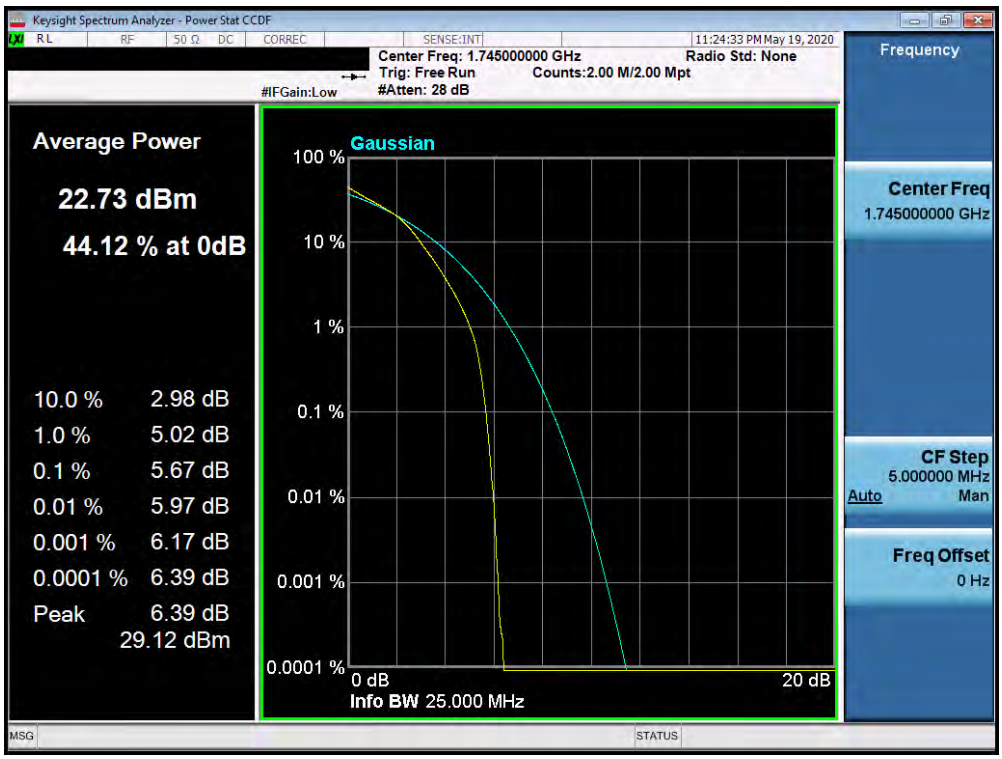

Plot 7-658. PAR Plot (Band 66/4 - 20.0MHz 16-QAM - Full RB Configuration)

© 2020 PCTEST
All rights reserved. Unless otherwise specified, no part of this report may be reproduced or utilized in any part, form or by any means, electronic or mechanical, including photocopying and microfilm, without permission in writing from PCTEST. If you have any questions about this international copyright or have an enquiry about obtaining additional rights to this report or assembly of contents thereof, please contact INFO@PCTEST.COM.

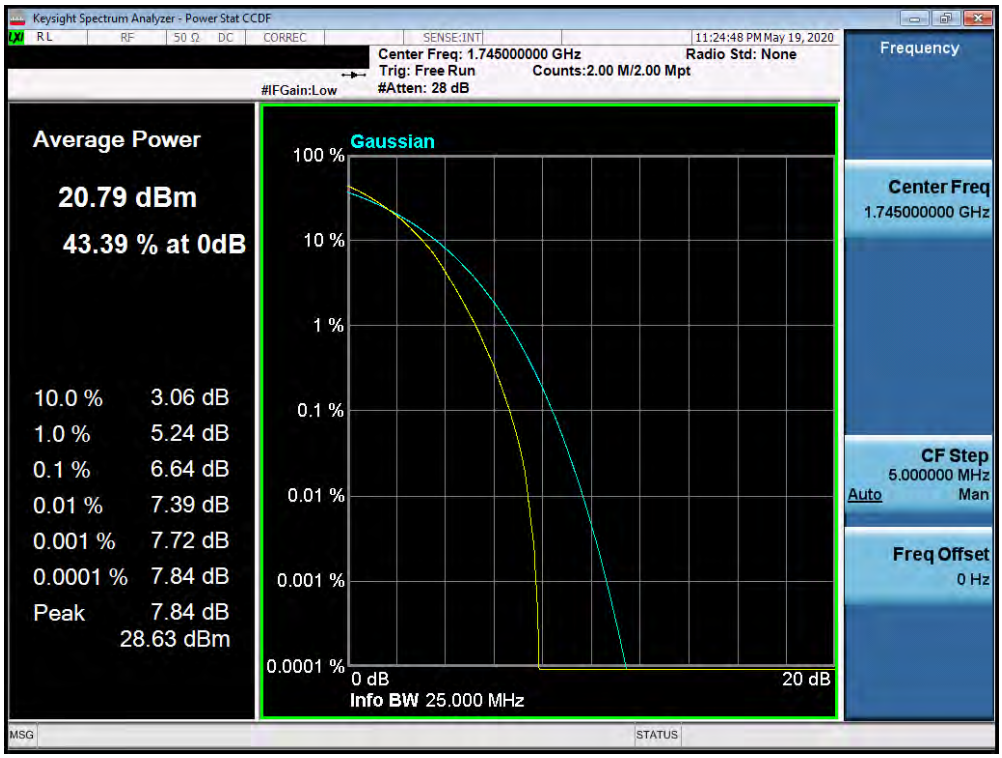

Plot 7-659. PAR Plot (Band 66/4 - 20.0MHz 64-QAM - Full RB Configuration)

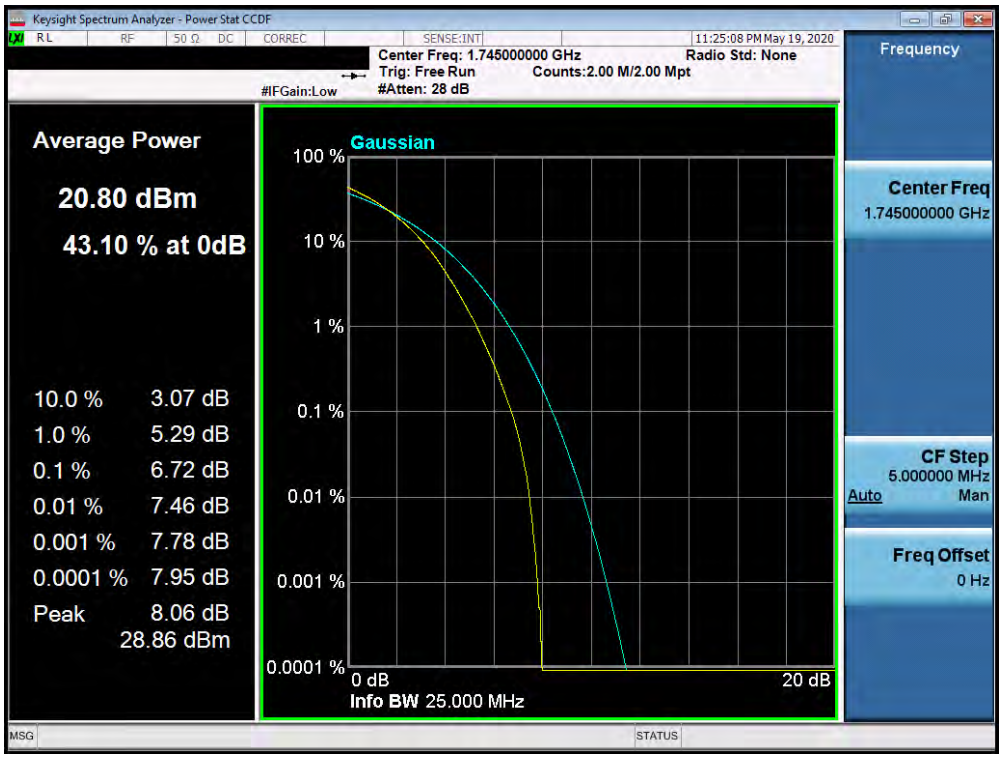

Plot 7-660. PAR Plot (Band 66/4 - 20.0MHz 256-QAM - Full RB Configuration)

© 2020 PCTEST
All rights reserved. Unless otherwise specified, no part of this report may be reproduced or utilized in any part, form or by any means, electronic or mechanical, including photocopying and microfilm, without permission in writing from PCTEST. If you have any questions about this international copyright or have an enquiry about obtaining additional rights to this report or assembly of contents thereof, please contact INFO@PCTEST.COM.

NR Band n66

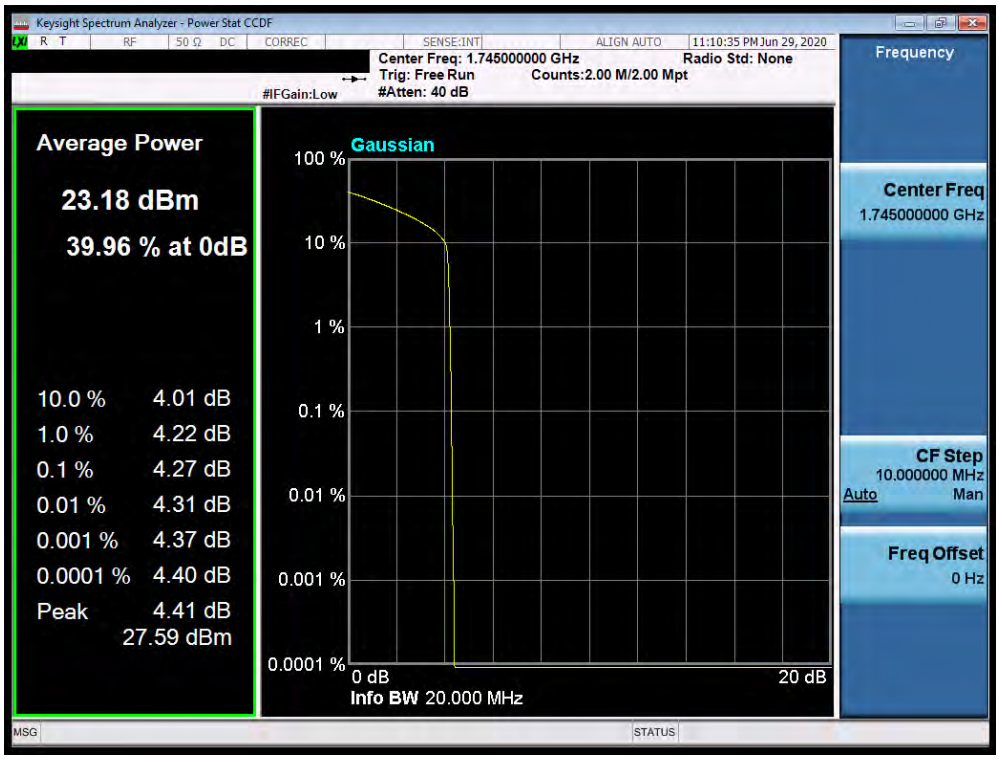

Plot 7-661. PAR Plot (n66 - 5.0MHz DFT-s-OFDM BPSK - Full RB Configuration)

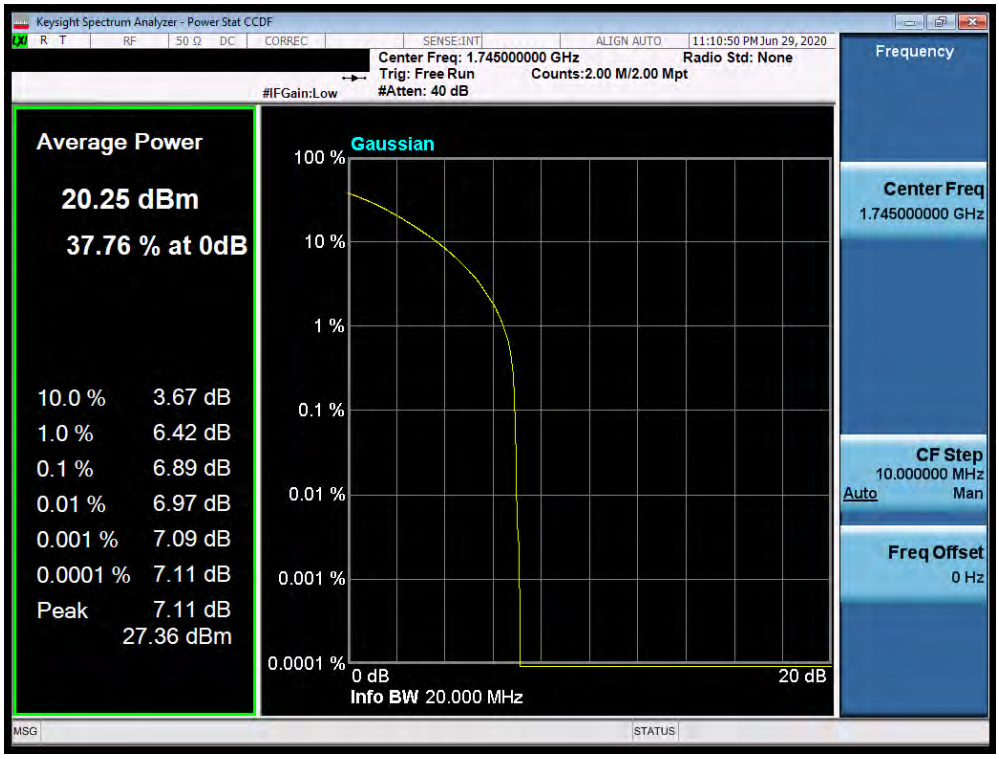

Plot 7-662. PAR Plot (n66 - 5.0MHz CP-OFDM-QPSK - Full RB Configuration)

© 2020 PCTEST V 9.0 02/01/2019
All rights reserved. Unless otherwise specified, no part of this report may be reproduced or utilized in any part, form or by any means, electronic or mechanical, including photocopying and microfilm, without permission in writing from PCTEST. If you have any questions about this international copyright or have an enquiry about obtaining additional rights to this report or assembly of contents thereof, please contact INFO@PCTEST.COM.

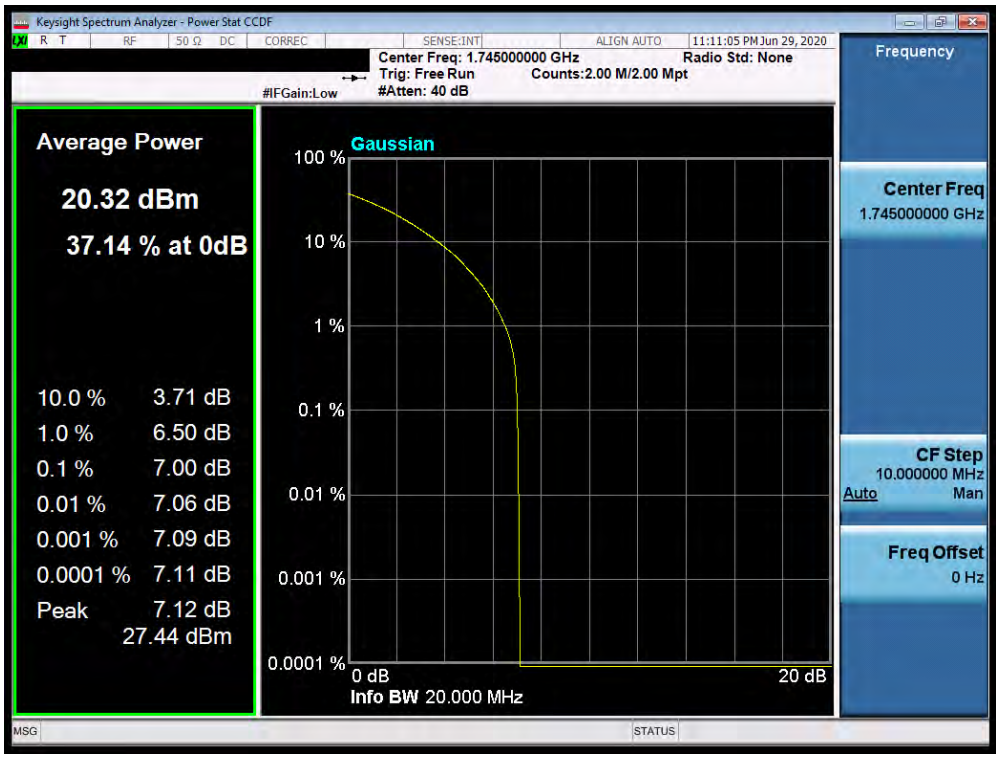

Plot 7-663. PAR Plot (n66 - 5.0MHz CP-OFDM-16-QAM - Full RB Configuration)

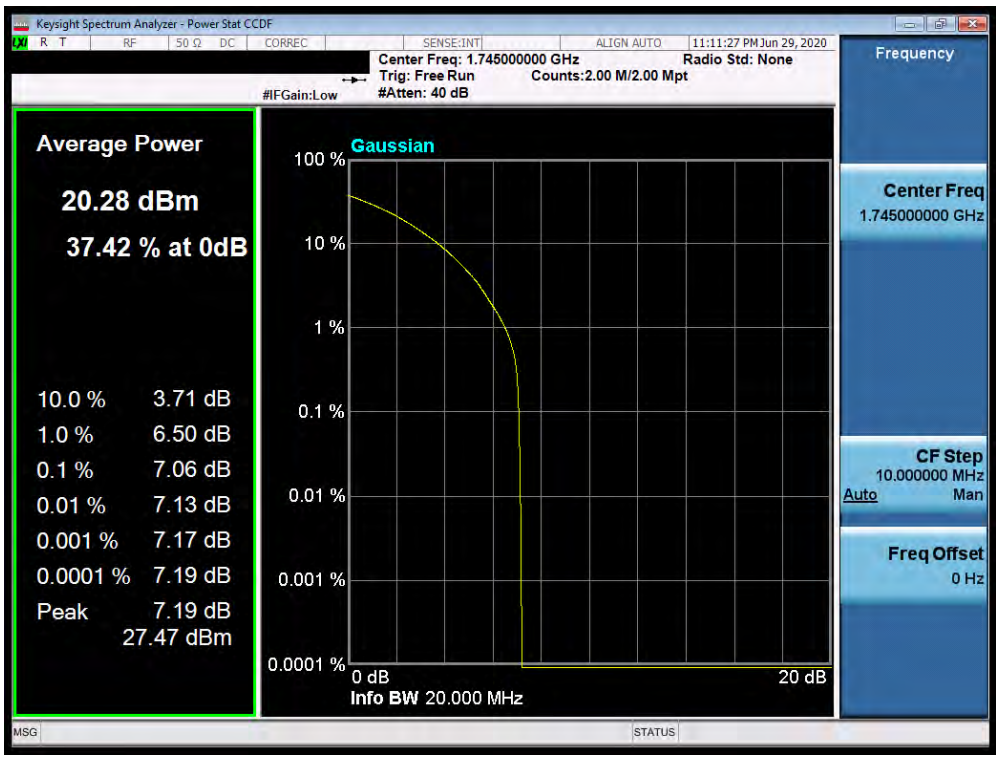

Plot 7-664. PAR Plot (n66 - 5.0MHz CP-OFDM-64-QAM - Full RB Configuration)

© 2020 PCTEST V 9.0 02/01/2019

All rights reserved. Unless otherwise specified, no part of this report may be reproduced or utilized in any part, form or by any means, electronic or mechanical, including photocopying and microfilm, without permission in writing from PCTEST. If you have any questions about this international copyright or have an enquiry about obtaining additional rights to this report or assembly of contents thereof, please contact INFO@PCTEST.COM.

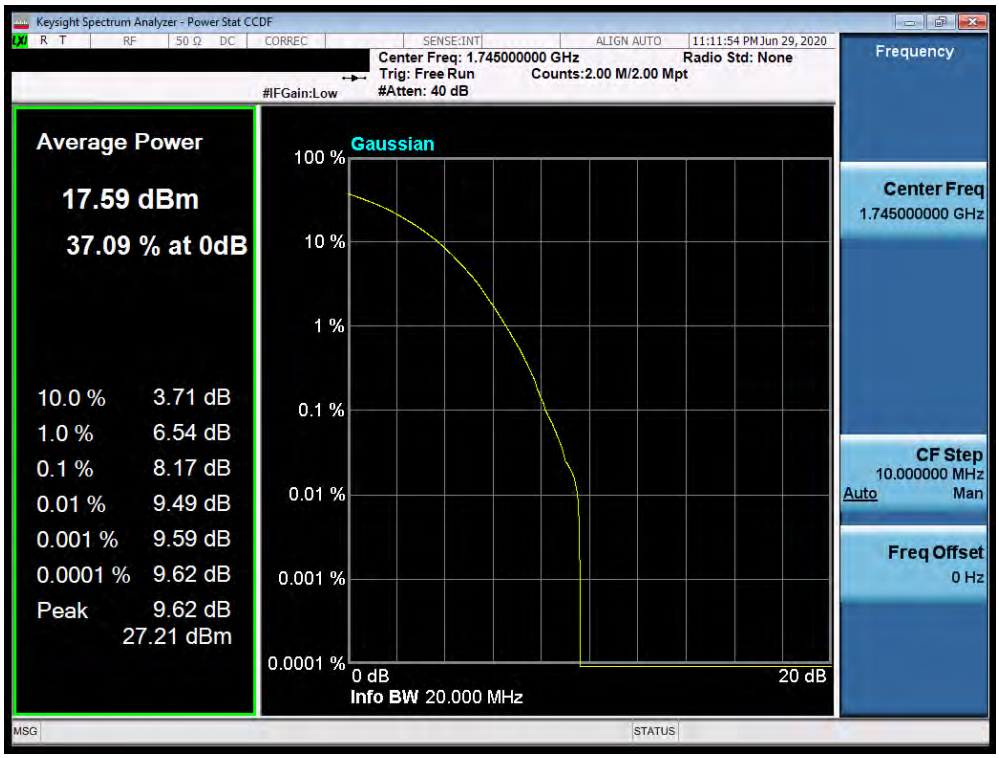

Plot 7-665. PAR Plot (n66 - 5.0MHz CP-OFDM-256-QAM - Full RB Configuration)

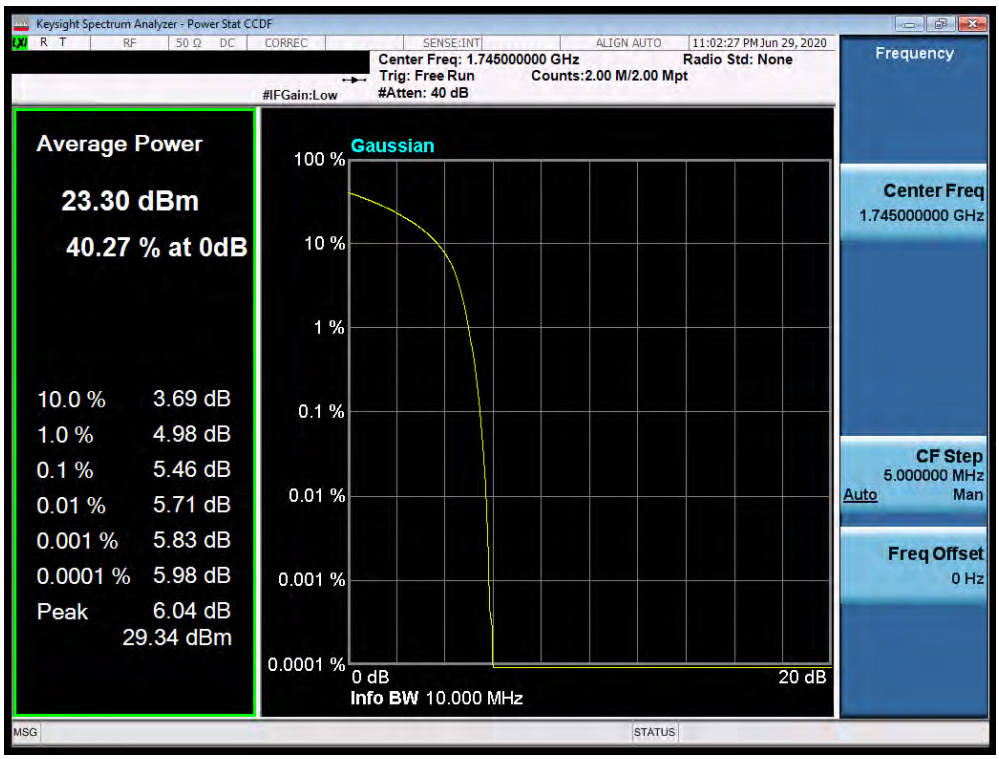

Plot 7-666. PAR Plot (n66 - 10.0MHz DFT-s-OFDM BPSK - Full RB Configuration)

© 2020 PCTEST V 9.0 02/01/2019

All rights reserved. Unless otherwise specified, no part of this report may be reproduced or utilized in any part, form or by any means, electronic or mechanical, including photocopying and microfilm, without permission in writing from PCTEST. If you have any questions about this international copyright or have an enquiry about obtaining additional rights to this report or assembly of contents thereof, please contact INFO@PCTEST.COM.

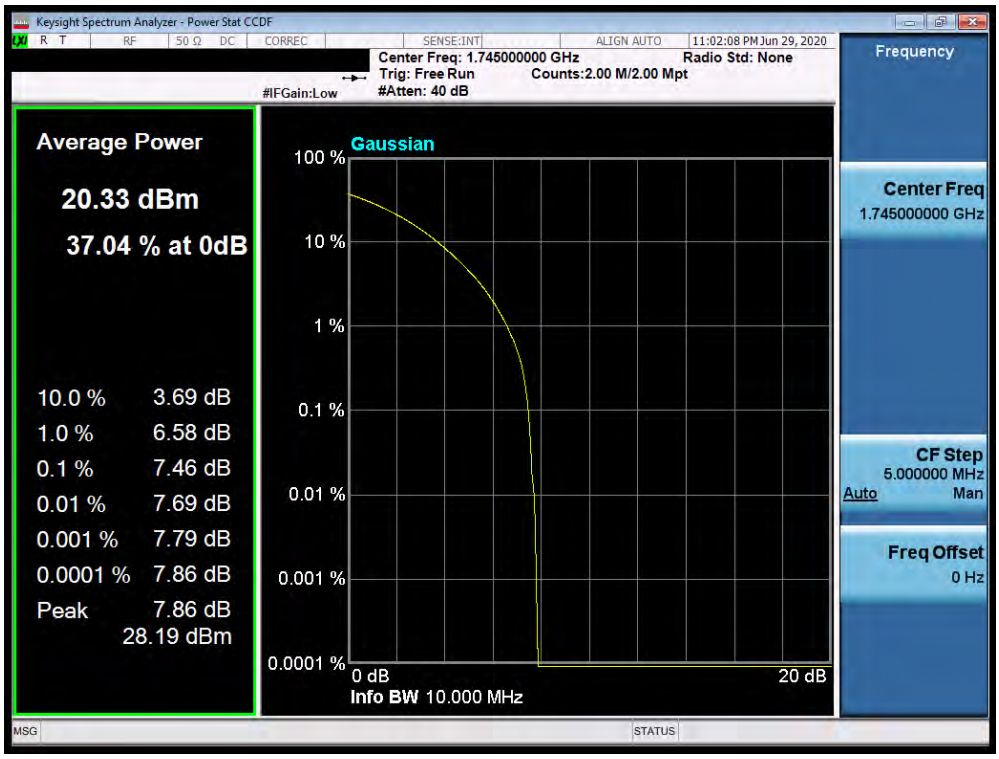

Plot 7-667. PAR Plot (n66 - 10.0MHz CP-OFDM-QPSK - Full RB Configuration)

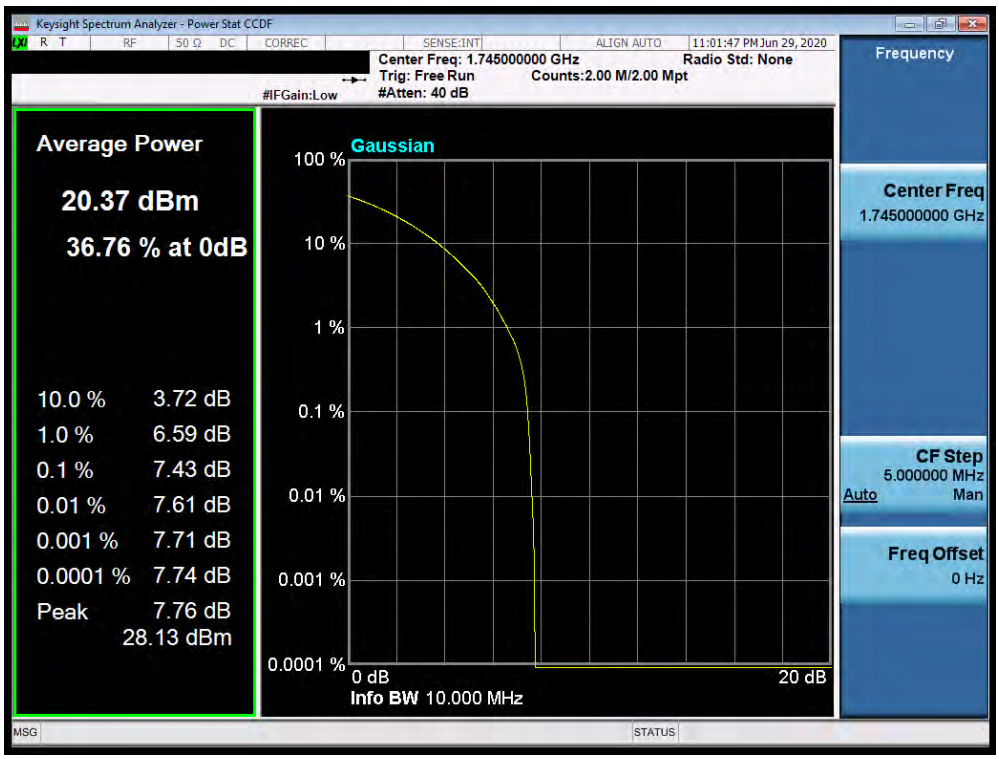

Plot 7-668. PAR Plot (n66 - 10.0MHz CP-OFDM-16-QAM - Full RB Configuration)

© 2020 PCTEST V 9.0 02/01/2019

All rights reserved. Unless otherwise specified, no part of this report may be reproduced or utilized in any part, form or by any means, electronic or mechanical, including photocopying and microfilm, without permission in writing from PCTEST. If you have any questions about this international copyright or have an enquiry about obtaining additional rights to this report or assembly of contents thereof, please contact INFO@PCTEST.COM.

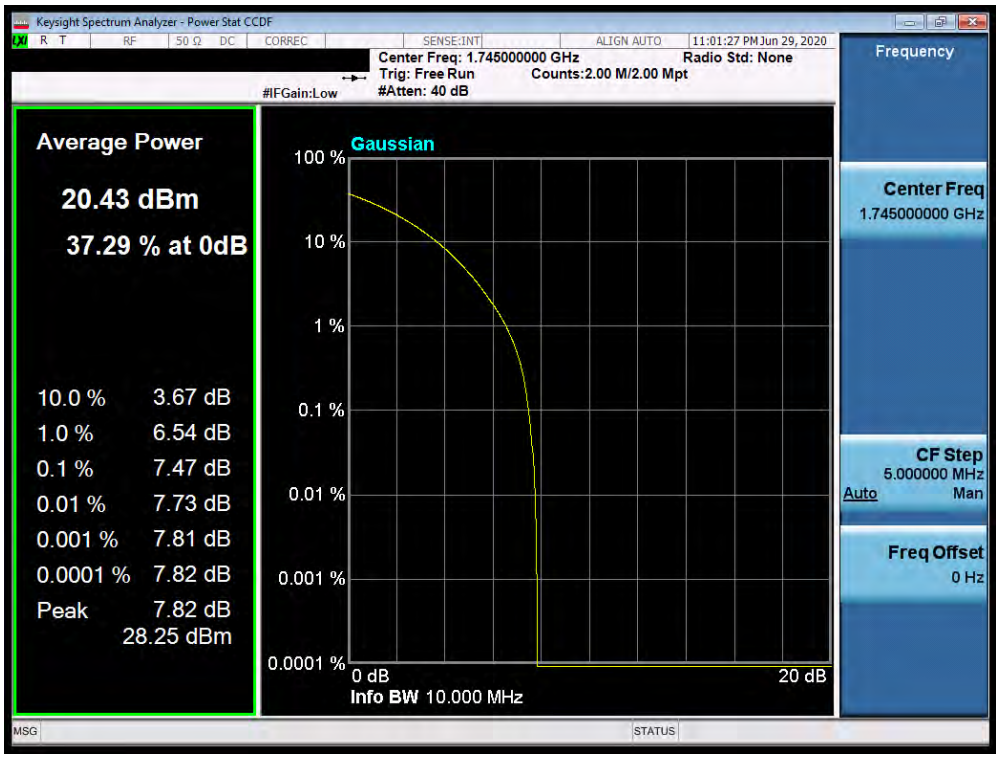

Plot 7-669. PAR Plot (n66 - 10.0MHz CP-OFDM-64-QAM - Full RB Configuration)

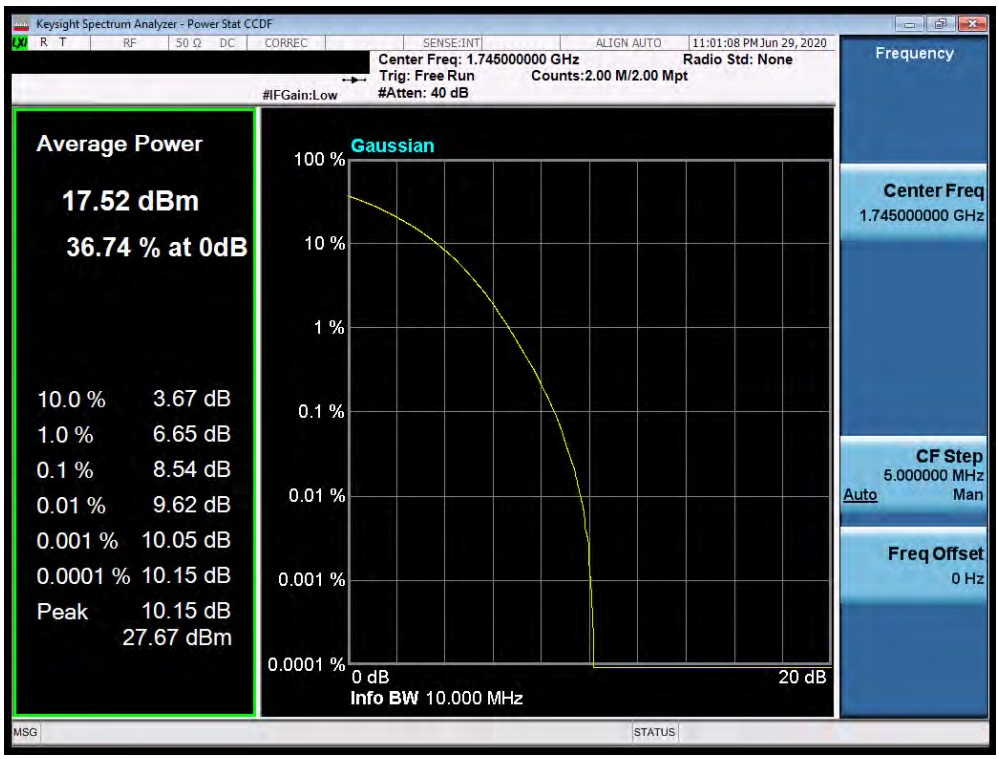

Plot 7-670. PAR Plot (n66 - 10.0MHz CP-OFDM-256-QAM - Full RB Configuration)

© 2020 PCTEST V 9.0 02/01/2019

All rights reserved. Unless otherwise specified, no part of this report may be reproduced or utilized in any part, form or by any means, electronic or mechanical, including photocopying and microfilm, without permission in writing from PCTEST. If you have any questions about this international copyright or have an enquiry about obtaining additional rights to this report or assembly of contents thereof, please contact INFO@PCTEST.COM.

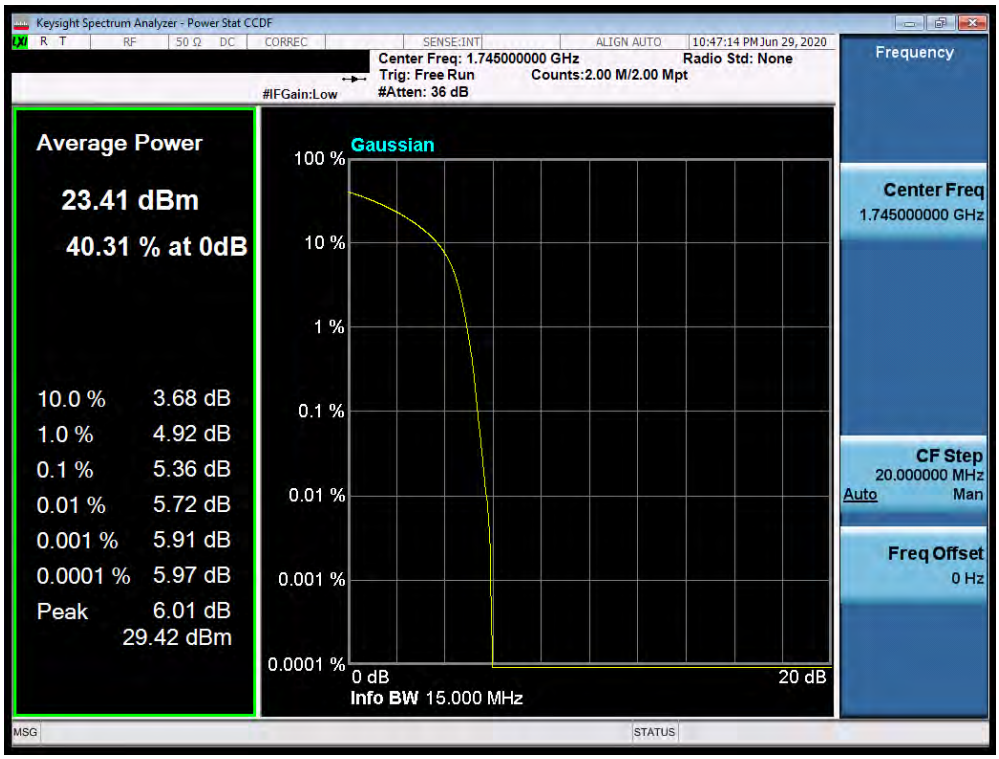

Plot 7-671. PAR Plot (n66 - 15.0MHz DFT-s-OFDM BPSK - Full RB Configuration)

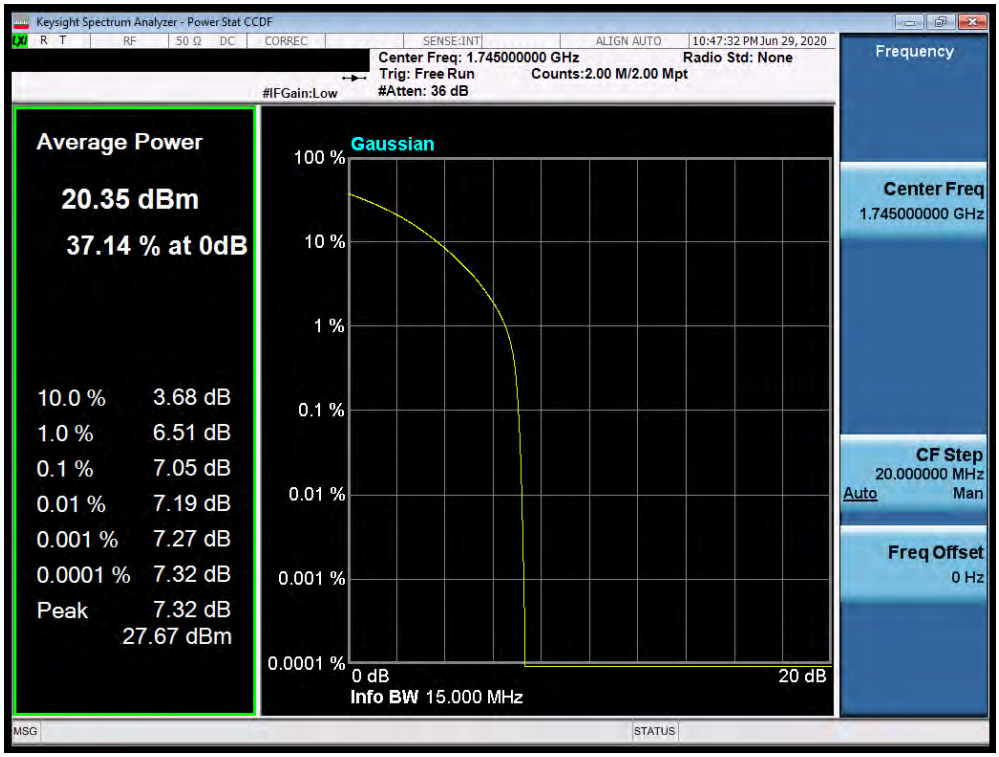

Plot 7-672. PAR Plot (n66 - 15.0MHz CP-OFDM-QPSK - Full RB Configuration)

© 2020 PCTEST
All rights reserved. Unless otherwise specified, no part of this report may be reproduced or utilized in any part, form or by any means, electronic or mechanical, including photocopying and microfilm, without permission in writing from PCTEST. If you have any questions about this international copyright or have an enquiry about obtaining additional rights to this report or assembly of contents thereof, please contact INFO@PCTEST.COM.

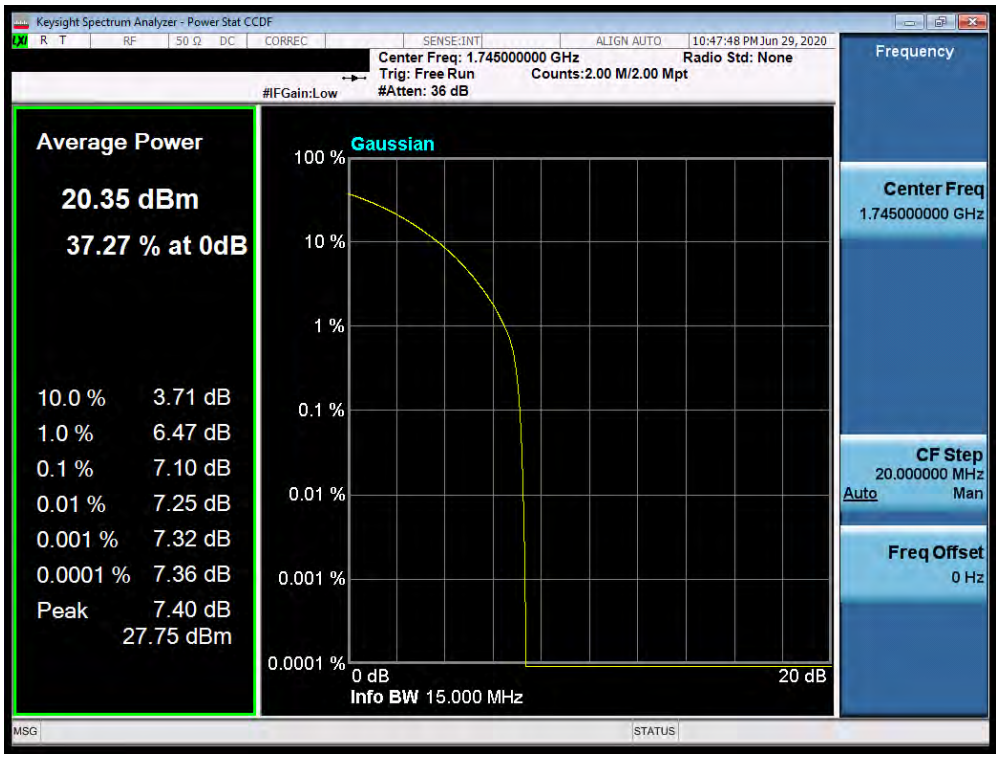

Plot 7-673. PAR Plot (n66 - 15.0MHz CP-OFDM-16-QAM - Full RB Configuration)

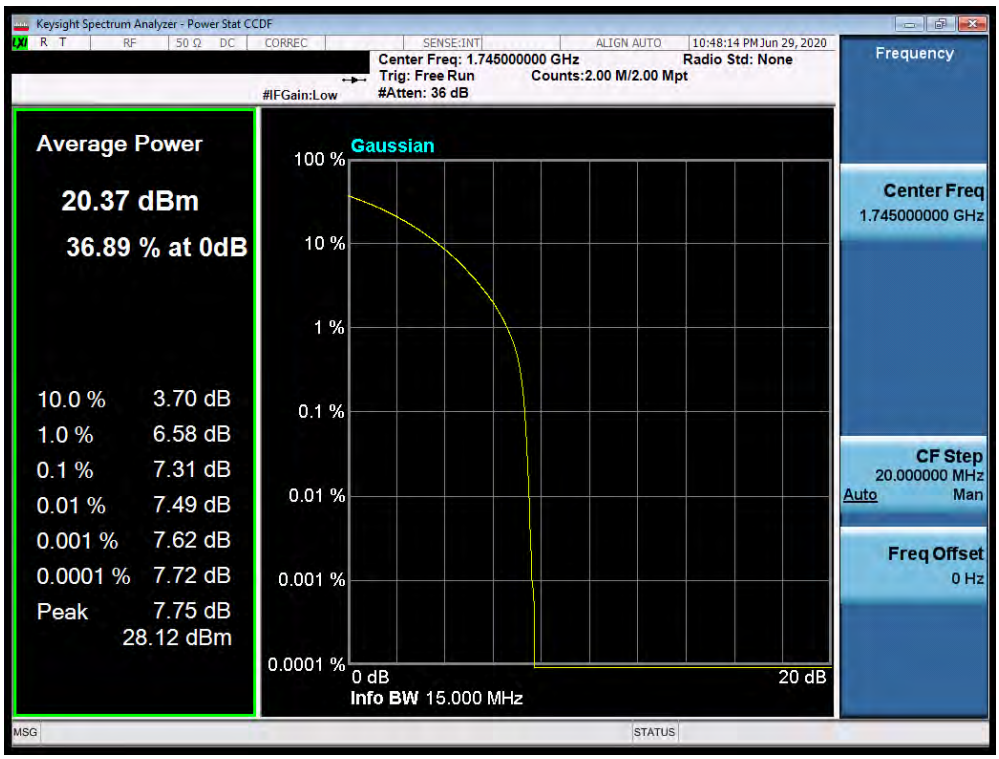

Plot 7-674. PAR Plot (n66 - 15.0MHz CP-OFDM-64-QAM - Full RB Configuration)

© 2020 PCTEST V 9.0 02/01/2019

All rights reserved. Unless otherwise specified, no part of this report may be reproduced or utilized in any part, form or by any means, electronic or mechanical, including photocopying and microfilm, without permission in writing from PCTEST. If you have any questions about this international copyright or have an enquiry about obtaining additional rights to this report or assembly of contents thereof, please contact INFO@PCTEST.COM.

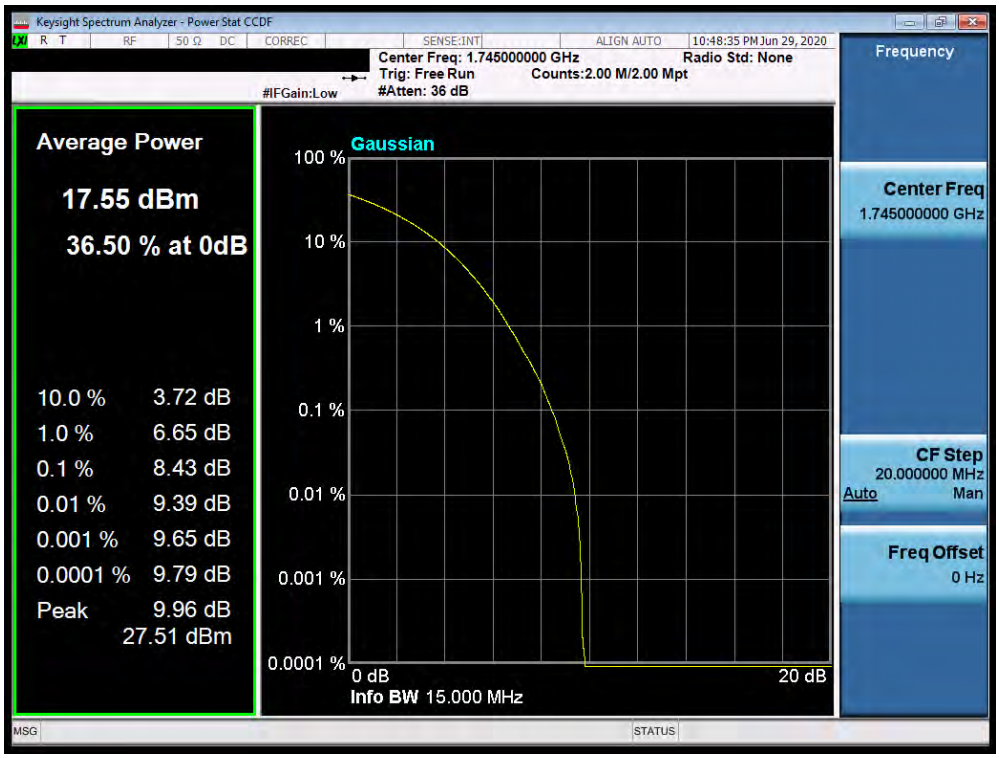

Plot 7-675. PAR Plot (n66 - 15.0MHz CP-OFDM-256-QAM - Full RB Configuration)

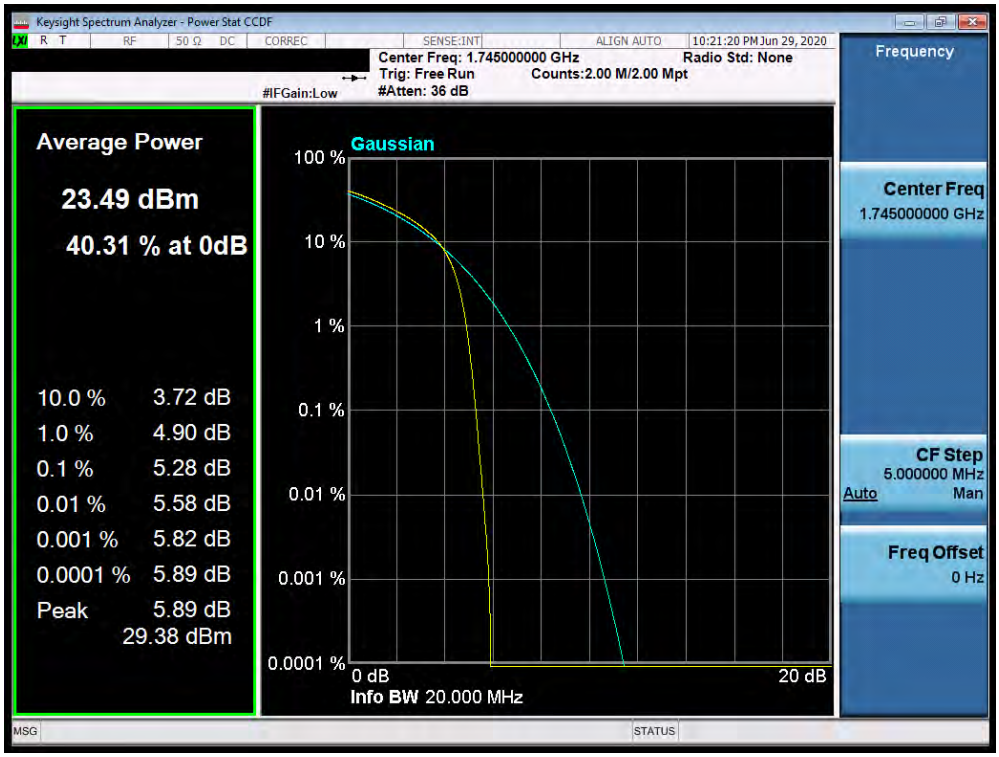

Plot 7-676. PAR Plot (n66 - 20.0MHz DFT-s-OFDM BPSK - Full RB Configuration)

© 2020 PCTEST
All rights reserved. Unless otherwise specified, no part of this report may be reproduced or utilized in any part, form or by any means, electronic or mechanical, including photocopying and microfilm, without permission in writing from PCTEST. If you have any questions about this international copyright or have an enquiry about obtaining additional rights to this report or assembly of contents thereof, please contact INFO@PCTEST.COM.

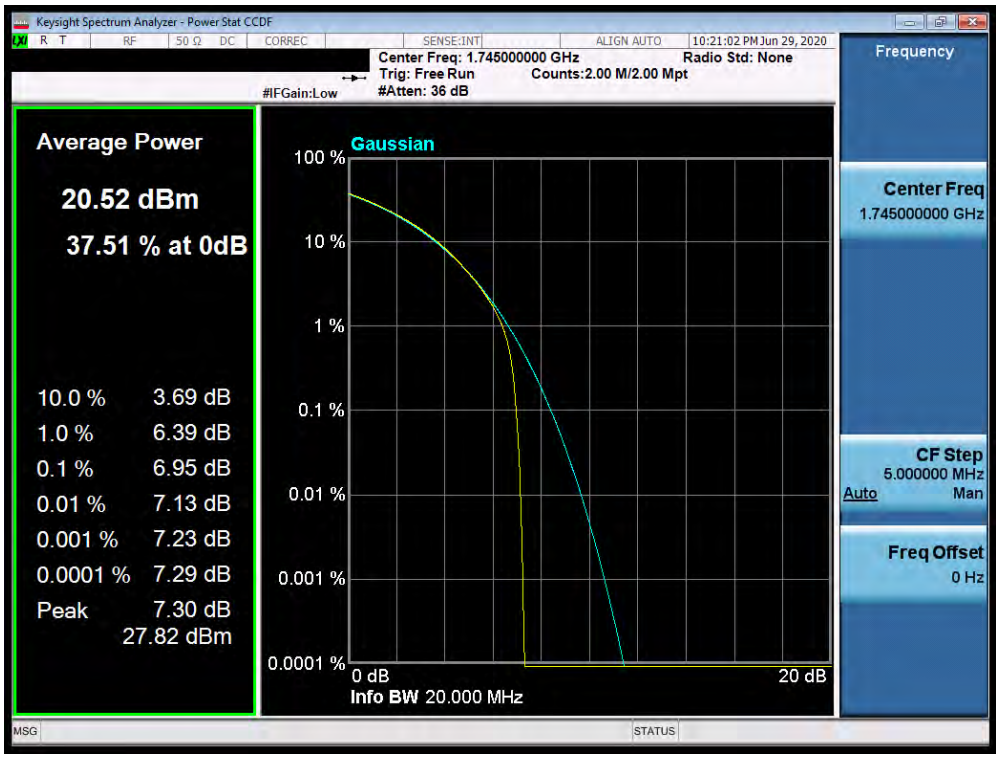

Plot 7-677. PAR Plot (n66 - 20.0MHz CP-OFDM-QPSK - Full RB Configuration)

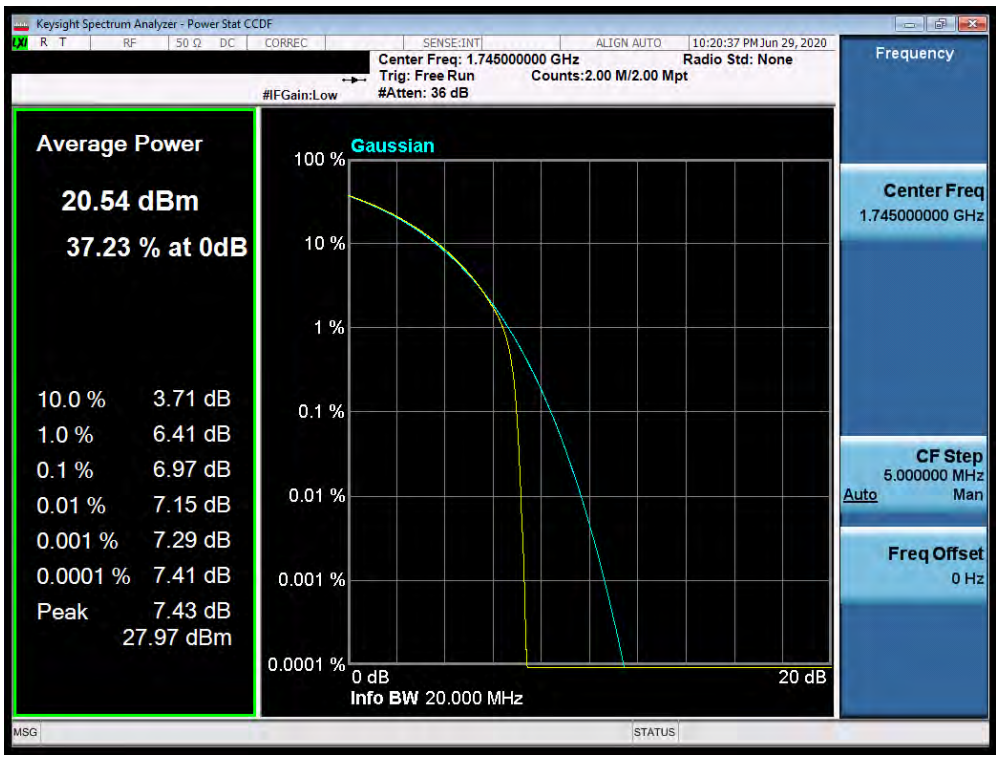

Plot 7-678. PAR Plot (n66 - 20.0MHz CP-OFDM-16-QAM - Full RB Configuration)

© 2020 PCTEST V 9.0 02/01/2019

All rights reserved. Unless otherwise specified, no part of this report may be reproduced or utilized in any part, form or by any means, electronic or mechanical, including photocopying and microfilm, without permission in writing from PCTEST. If you have any questions about this international copyright or have an enquiry about obtaining additional rights to this report or assembly of contents thereof, please contact INFO@PCTEST.COM.

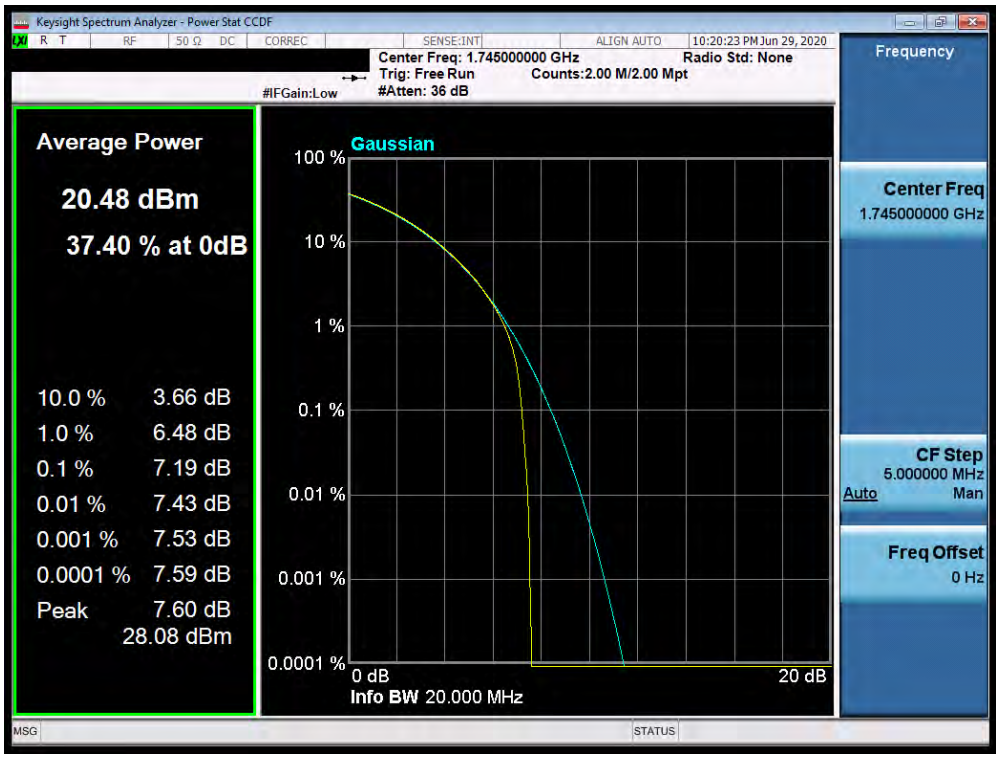

Plot 7-679. PAR Plot (n66 - 20.0MHz CP-OFDM-64-QAM - Full RB Configuration)

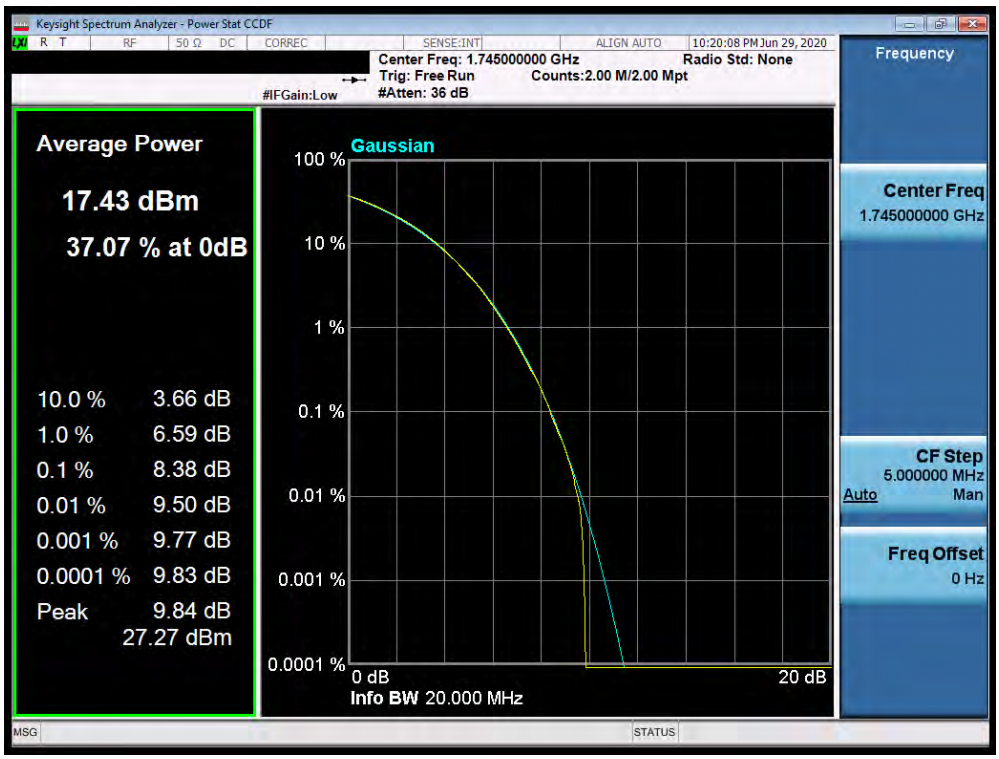

Plot 7-680. PAR Plot (n66 - 20.0MHz CP-OFDM-256-QAM - Full RB Configuration)

© 2020 PCTEST V 9.0 02/01/2019

All rights reserved. Unless otherwise specified, no part of this report may be reproduced or utilized in any part, form or by any means, electronic or mechanical, including photocopying and microfilm, without permission in writing from PCTEST. If you have any questions about this international copyright or have an enquiry about obtaining additional rights to this report or assembly of contents thereof, please contact INFO@PCTEST.COM.

7.6 Uplink Carrier Aggregation

§27.53(h), 22.913

Test Overview

The EUT is set up to transmit two contiguous LTE channels. The power level of both carriers and the various conducted spurious and harmonic frequencies is measured by means of a calibrated spectrum analyzer. The spectrum is scanned from the lowest frequency generated in the equipment up to a frequency including its 10th harmonic. All out of band emissions are measured with a spectrum analyzer connected to the antenna terminal of the EUT while the EUT is operating at its maximum duty cycle, at maximum power, and at the appropriate frequencies. All data rates were investigated to determine the worst case configuration. All modes of operation were investigated and the worst case configuration results are reported in this section.

For Band 38/41, the minimum permissible attenuation level of any spurious emission is 55 + 10 $\log_{10}(P_{[Watts]})$.
For Band 5, the minimum permissible attenuation level of any spurious emission is 43 + 10 $\log_{10}(P_{[Watts]})$.
For Band 66, the minimum permissible attenuation level of any spurious emission is 43 + 10 $\log_{10}(P_{[Watts]})$.

Test Procedure Used

KDB 971168 D01 v03r01 – Section 6.0

Test Settings

1. Start frequency was set to 30MHz and stop frequency was set to at least 10 * the fundamental frequency (separated into at least two plots per channel)
2. Detector = RMS
3. Trace mode = trace average for continuous emissions, max hold for pulse emissions
4. Sweep time = auto couple
5. The trace was allowed to stabilize
6. Please see test notes below for RBW and VBW settings

Test Setup

The EUT and measurement equipment were set up as shown in the diagram below.



Figure 7-5. Test Instrument & Measurement Setup

© 2020 PCTEST V 9.0 02/01/2019
All rights reserved. Unless otherwise specified, no part of this report may be reproduced or utilized in any part, form or by any means, electronic or mechanical, including photocopying and microfilm, without permission in writing from PCTEST. If you have any questions about this international copyright or have an enquiry about obtaining additional rights to this report or assembly of contents thereof, please contact INFO@PCTEST.COM.

Test Notes

1. Conducted power and spurious emissions measurements were evaluated for the two contiguous channels using various combinations of RB size, RB offset, modulation, and channel bandwidth. Channel bandwidth data is shown in the tables below based only on the channel bandwidths that were supported in this device. The worst case (highest) powers were found while operating with QPSK modulation, as shown in Table 7-503 and 7-504 below, with both carriers set to transmit using 1RB.

2. Compliance with the applicable limits is based on the use of measurement instrumentation employing a resolution bandwidth of 100 kHz or greater for frequencies less than 1 GHz and 1 MHz or greater for frequencies greater than 1 GHz. However, in the 1 MHz bands immediately outside and adjacent to the frequency block a resolution bandwidth of at least one percent of the emission bandwidth of the fundamental emission of the transmitter may be employed.

© 2020 PCTEST V 9.0 02/01/2019

All rights reserved. Unless otherwise specified, no part of this report may be reproduced or utilized in any part, form or by any means, electronic or mechanical, including photocopying and microfilm, without permission in writing from PCTEST. If you have any questions about this international copyright or have an enquiry about obtaining additional rights to this report or assembly of contents thereof, please contact INFO@PCTEST.COM.

Uplink CA Configuration 5B

Power State	PCC							SCC							Power
	PCC Band	PCC Bandwidth [MHz]	PCC (UL) Channel	PCC (UL) Frequency [MHz]	Modulation	PCC UL# RB	PCC UL RB Offset	SCC Band	SCC Bandwidth [MHz]	SCC (UL) Channel	SCC (UL) Frequency [MHz]	Modulation	PCC UL# RB	PCC UL RB Offset	ULCA Tx.Power (dBm)
Max	LTE B5	10	20450	829	QPSK	1	49	LTE B5	10	20549	838.9	QPSK	1	0	25.06
Max	LTE B5	10	20525	836.5	QPSK	1	49	LTE B5	5	20597	843.7	QPSK	1	0	24.77
Max	LTE B5	10	20600	844	QPSK	1	0	LTE B5	10	20501	834.1	QPSK	1	49	24.57

Table 7-3. Conducted Powers (B5 – PCC/SCC: RB Size 1)

Power State	PCC							SCC							Power
	PCC Band	PCC Bandwidth [MHz]	PCC (UL) Channel	PCC (UL) Frequency [MHz]	Modulation	PCC UL# RB	PCC UL RB Offset	SCC Band	SCC Bandwidth [MHz]	SCC (UL) Channel	SCC (UL) Frequency [MHz]	Modulation	PCC UL# RB	PCC UL RB Offset	ULCA Tx.Power (dBm)
Max	LTE B5	10	20600	844	QPSK	50	0	LTE B5	10	20699	853.9	QPSK	50	0	23.29
Max	LTE B5	10	20600	844	16-QAM	50	0	LTE B5	10	20699	853.9	16-QAM	50	0	22.25
Max	LTE B5	10	20600	844	64-QAM	50	0	LTE B5	10	20699	853.9	64-QAM	50	0	21.33
Max	LTE B5	10	20600	844	256-QAM	50	0	LTE B5	10	20699	853.9	256-QAM	50	0	19.02

Table 7-4. Conducted Powers (B5 with Various Modulations for 10MHz Channel Bandwidth)

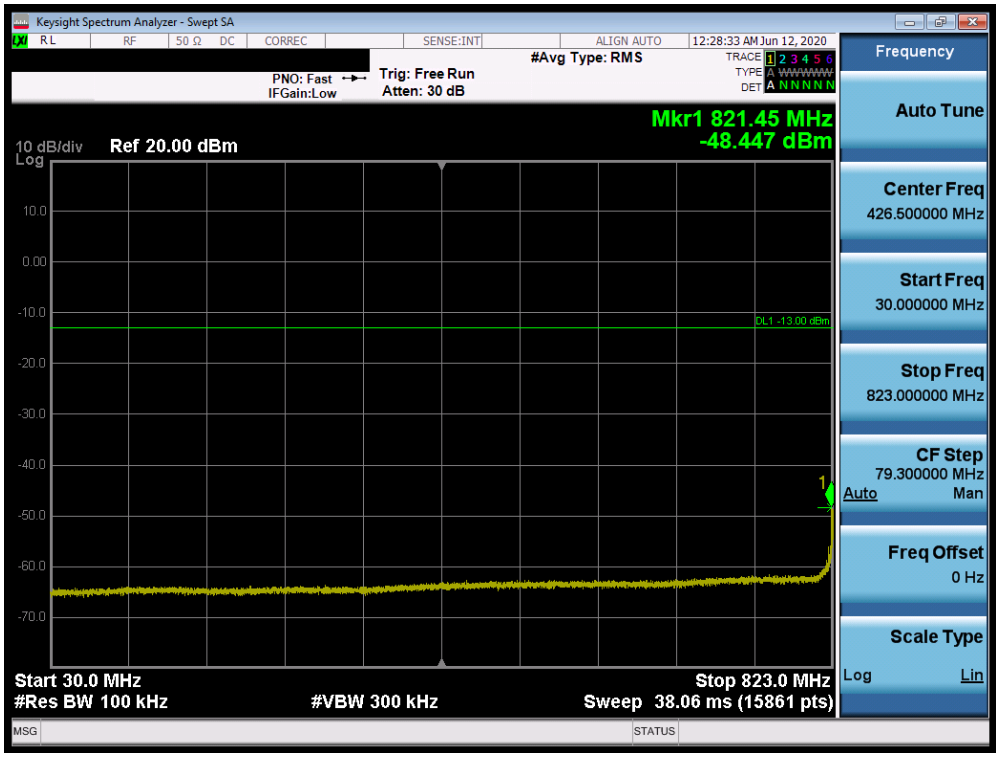

Plot 7-681. Conducted Spurious Plot (Band 5 – 10.0MHz QPSK – PCC 1/49 SCC 1/0 – Low Channel)

© 2020 PCTEST
All rights reserved. Unless otherwise specified, no part of this report may be reproduced or utilized in any part, form or by any means, electronic or mechanical, including photocopying and microfilm, without permission in writing from PCTEST. If you have any questions about this international copyright or have an enquiry about obtaining additional rights to this report or assembly of contents thereof, please contact INFO@PCTEST.COM.