1. Appendix: UNLICENSED BAND SETUP PHOTOS(Conducted Test)

1) CONDUCTED RF MEASUREMENT SETUP (DTS, UNII, BLE)

CONDUCTED TEST PHOTO



2) CONDUCTED RF MEASUREMENT SETUP (Bluetooth)

BLUETOOTH TEST PHOTO



3) CONDUCTED RF MEASUREMENT SETUP (DFS)

DFS TEST PHOTO



4) CONDUCTED RF MEASUREMENT SETUP (NFC Stability)

NFC STABILITY TEST PHOTO

2. Appendix: UNLICENSED BAND SETUP PHOTOS(Radiated Test)

1) RADIATED RF MEASUREMENT SETUP (BELOW 1 GHz)

BELOW 1 GHz FRONT TEST PHOTO



BELOW 1 GHz REAR TEST PHOTO



2) RADIATED RF MEASUREMENT SETUP (ABOVE 1 GHz)

ABOVE 1 GHz FRONT TEST PHOTO



ABOVE 1 GHz REAR TEST PHOTO



3) RADIATED RF MEASUREMENT SET-UP (Axis & Folded condition)

X AXIS PHOTO

Y AXIS PHOTO



Z AXIS PHOTO



OPEN CONDITION PHOTO

Half-Folded CONDITION PHOTO

Full-Folded CONDITION PHOTO



4) RADIATED RF MEASUREMENT SETUP (NFC)

FACE ON FRONT TEST PHOTO



FACE ON REAR TEST PHOTO



5) RADIATED RF MEASUREMENT SETUP (WPT)

FACE OFF REAR TEST PHOTO



FACE ON REAR TEST PHOTO



6) AC LINE CONDUCTED MEASUREMENT SETUP

AC LINE CONDUCTED FRONT TEST PHOTO

AC LINE CONDUCTED REAR TEST PHOTO

AC LINE CONDUCTED FRONT TEST PHOTO(WPT)

AC LINE CONDUCTED REAR TEST PHOTO(WPT)



END OF TEST PHOTO