| LTE FDD Band 14 Hotspot SAR | | | | | | | | | | | | | | | | | | | | |
|---|---|---|---|---|---|---|---|---|---|---|---|---|---|---|---|---|---|---|---|---|
| Frequency | | Mode | Ant. | Form Factor | Band width | Tune-Up Limit | Meas. Power | Power Drift | Test Position | MPR | RB Size | RB offset | Duty Cycle | Ant. State | Distance | Meas. SAR | Scaling Factor | Scaled SAR | Plot No. |
| MHz | Ch. | | | | (MHz) | (dBm) | (dBm) | (dB) | | (dB) | | | | | (mm) | (W/kg) | | (W/kg) | |
| 793 | 23330 | QPSK | A | Open | 10 | 24.0 | 23.17 | 0.06 | Rear | 0 | 1 | 0 | 1:1 | | 10 | 0.385 | 1.211 | 0.466 | - |
| 793 | 23330 | QPSK | A | Open | 10 | 23.0 | 22.16 | 0.01 | Rear | 1 | 25 | 0 | 1:1 | | 10 | 0.296 | 1.213 | 0.359 | - |
| 793 | 23330 | QPSK | A | Open | 10 | 24.0 | 23.17 | -0.09 | Front | 0 | 1 | 0 | 1:1 | | 10 | 0.248 | 1.211 | 0.300 | - |
| 793 | 23330 | QPSK | A | Open | 10 | 23.0 | 22.16 | -0.02 | Front | 1 | 25 | 0 | 1:1 | | 10 | 0.194 | 1.213 | 0.235 | - |
| 793 | 23330 | QPSK | A | Open | 10 | 24.0 | 23.17 | -0.04 | Left | 0 | 1 | 0 | 1:1 | | 10 | 0.116 | 1.211 | 0.140 | - |
| 793 | 23330 | QPSK | A | Open | 10 | 23.0 | 22.16 | 0.01 | Left | 1 | 25 | 0 | 1:1 | | 10 | 0.087 | 1.213 | 0.106 | - |
| 793 | 23330 | QPSK | A | Open | 10 | 24.0 | 23.17 | -0.08 | Right | 0 | 1 | 0 | 1:1 | | 10 | 0.239 | 1.211 | 0.289 | - |
| 793 | 23330 | QPSK | A | Open | 10 | 23.0 | 22.16 | 0.01 | Right | 1 | 25 | 0 | 1:1 | | 10 | 0.197 | 1.213 | 0.239 | - |
| 793 | 23330 | QPSK | A | Open | 10 | 24.0 | 23.17 | -0.10 | Bottom | 0 | 1 | 0 | 1:1 | | 10 | 0.432 | 1.211 | 0.523 | - |
| 793 | 23330 | QPSK | A | Open | 10 | 23.0 | 22.16 | -0.14 | Bottom | 1 | 25 | 0 | 1:1 | | 10 | 0.342 | 1.213 | 0.415 | - |
| 793 | 23330 | QPSK | A | Close | 10 | 24.0 | 23.17 | -0.08 | Rear | 0 | 1 | 0 | 1:1 | | 5 | 0.727 | 1.211 | **0.880** | C9 |
| 793 | 23330 | QPSK | A | Close | 10 | 23.0 | 22.16 | -0.05 | Rear | 1 | 25 | 0 | 1:1 | | 5 | 0.537 | 1.213 | 0.651 | - |
| 793 | 23330 | QPSK | A | Close | 10 | 23.0 | 22.18 | -0.04 | Rear | 1 | 50 | 0 | 1:1 | | 5 | 0.552 | 1.208 | 0.667 | - |
| 793 | 23330 | QPSK | A | Close | 10 | 24.0 | 23.17 | 0.02 | Front | 0 | 1 | 0 | 1:1 | | 5 | 0.230 | 1.211 | 0.279 | - |
| 793 | 23330 | QPSK | A | Close | 10 | 23.0 | 22.16 | 0.10 | Front | 1 | 25 | 0 | 1:1 | | 5 | 0.181 | 1.213 | 0.220 | - |
| 793 | 23330 | QPSK | A | Close | 10 | 24.0 | 23.17 | 0.04 | Left | 0 | 1 | 0 | 1:1 | | 5 | 0.121 | 1.211 | 0.147 | - |
| 793 | 23330 | QPSK | A | Close | 10 | 23.0 | 22.16 | 0.12 | Left | 1 | 25 | 0 | 1:1 | | 5 | 0.090 | 1.213 | 0.109 | - |
| 793 | 23330 | QPSK | A | Close | 10 | 24.0 | 23.17 | -0.03 | Right | 0 | 1 | 0 | 1:1 | | 5 | 0.078 | 1.211 | 0.094 | - |
| 793 | 23330 | QPSK | A | Close | 10 | 23.0 | 22.16 | 0.18 | Right | 1 | 25 | 0 | 1:1 | | 5 | 0.056 | 1.213 | 0.068 | - |
| 793 | 23330 | QPSK | A | Close | 10 | 24.0 | 23.17 | 0.12 | Bottom | 0 | 1 | 0 | 1:1 | | 5 | 0.302 | 1.211 | 0.366 | - |
| 793 | 23330 | QPSK | A | Close | 10 | 23.0 | 22.16 | 0.16 | Bottom | 1 | 25 | 0 | 1:1 | | 5 | 0.226 | 1.213 | 0.274 | - |
| ANSI/ IEEE C95.1 - 2005– Safety Limit<br>Spatial Peak<br>Uncontrolled Exposure/ General Population | | | | | | | | | Body<br>1.6 W/kg<br>Averaged over 1 gram | | | | | | | | | | |



The report shall not be (partly) reproduced except in full without approval of the laboratory.

| LTE FDD Band 25 (PCS) Hotspot SAR | | | | | | | | | | | | | | | | | | | | |
|---|---|---|---|---|---|---|---|---|---|---|---|---|---|---|---|---|---|---|---|---|
| Frequency | | Mode | Ant. | Form Factor | Band width | Tune-Up Limit | Meas. Power | Power Drift | Test Position | MPR | RB Size | RB offset | Duty Cycle | Ant. State | Distance | Meas. SAR | Scaling Factor | Scaled SAR | Plot No. |
| MHz | Ch. | | | | (MHz) | (dBm) | (dBm) | (dB) | | (dB) | | | | | (mm) | (W/kg) | | (W/kg) | |
| 1 860 | 26140 | QPSK | A | Open | 20 | 16.3 | 15.63 | 0.15 | Rear | 0 | 1 | 49 | 1:1 | | 10 | 0.280 | 1.167 | 0.327 | - |
| 1 882.5 | 26365 | QPSK | A | Open | 20 | 16.3 | 15.65 | 0.17 | Rear | 0 | 50 | 25 | 1:1 | | 10 | 0.254 | 1.161 | 0.295 | - |
| 1 860 | 26140 | QPSK | A | Open | 20 | 16.3 | 15.63 | 0.14 | Front | 0 | 1 | 49 | 1:1 | | 10 | 0.200 | 1.167 | 0.233 | - |
| 1 882.5 | 26365 | QPSK | A | Open | 20 | 16.3 | 15.65 | 0.13 | Front | 0 | 50 | 25 | 1:1 | | 10 | 0.185 | 1.161 | 0.215 | - |
| 1 860 | 26140 | QPSK | A | Open | 20 | 16.3 | 15.63 | -0.17 | Left | 0 | 1 | 49 | 1:1 | | 10 | 0.044 | 1.167 | 0.051 | - |
| 1 882.5 | 26365 | QPSK | A | Open | 20 | 16.3 | 15.65 | -0.11 | Left | 0 | 50 | 25 | 1:1 | | 10 | 0.055 | 1.161 | 0.064 | - |
| 1 860 | 26140 | QPSK | A | Open | 20 | 16.3 | 15.63 | -0.13 | Right | 0 | 1 | 49 | 1:1 | | 10 | 0.022 | 1.167 | 0.026 | - |
| 1 882.5 | 26365 | QPSK | A | Open | 20 | 16.3 | 15.65 | -0.14 | Right | 0 | 50 | 25 | 1:1 | | 10 | 0.021 | 1.161 | 0.024 | - |
| 1 860 | 26140 | QPSK | A | Open | 20 | 16.3 | 15.63 | 0.12 | Bottom | 0 | 1 | 49 | 1:1 | | 10 | 0.489 | 1.167 | 0.571 | - |
| 1 882.5 | 26365 | QPSK | A | Open | 20 | 16.3 | 15.65 | 0.09 | Bottom | 0 | 50 | 25 | 1:1 | | 10 | 0.497 | 1.161 | 0.577 | - |
| 1 860 | 26140 | QPSK | A | Close | 20 | 16.3 | 15.63 | 0.10 | Rear | 0 | 1 | 49 | 1:1 | | 5 | 0.359 | 1.167 | 0.419 | - |
| 1 882.5 | 26365 | QPSK | A | Close | 20 | 16.3 | 15.65 | -0.19 | Rear | 0 | 50 | 25 | 1:1 | | 5 | 0.467 | 1.161 | 0.542 | - |
| 1 860 | 26140 | QPSK | A | Close | 20 | 16.3 | 15.63 | 0.00 | Front | 0 | 1 | 49 | 1:1 | | 5 | 0.023 | 1.167 | 0.027 | - |
| 1 882.5 | 26365 | QPSK | A | Close | 20 | 16.3 | 15.65 | 0.00 | Front | 0 | 50 | 25 | 1:1 | | 5 | 0.047 | 1.161 | 0.055 | - |
| 1 860 | 26140 | QPSK | A | Close | 20 | 16.3 | 15.63 | 0.11 | Left | 0 | 1 | 49 | 1:1 | | 5 | 0.037 | 1.167 | 0.043 | - |
| 1 882.5 | 26365 | QPSK | A | Close | 20 | 16.3 | 15.63 | 0.16 | Left | 0 | 50 | 25 | 1:1 | | 5 | 0.033 | 1.167 | 0.039 | - |
| 1 860 | 26140 | QPSK | A | Close | 20 | 16.3 | 15.65 | -0.14 | Right | 0 | 1 | 49 | 1:1 | | 5 | 0.016 | 1.161 | 0.019 | - |
| 1 882.5 | 26365 | QPSK | A | Close | 20 | 16.3 | 15.63 | -0.05 | Right | 0 | 50 | 25 | 1:1 | | 5 | 0.019 | 1.167 | 0.022 | - |
| 1 860 | 26140 | QPSK | A | Close | 20 | 16.3 | 15.65 | 0.18 | Bottom | 0 | 1 | 49 | 1:1 | | 5 | 0.513 | 1.161 | 0.596 | - |
| 1 882.5 | 26365 | QPSK | A | Close | 20 | 16.3 | 15.63 | 0.10 | Bottom | 0 | 50 | 25 | 1:1 | | 5 | 0.608 | 1.167 | **0.710** | **C10** |
| 1 882.5 | 26365 | QPSK | I | Open | 20 | 16.5 | 16.09 | 0.19 | Rear | 0 | 1 | 0 | 1:1 | | 10 | 0.162 | 1.099 | 0.178 | - |
| 1 860 | 26140 | QPSK | I | Open | 20 | 16.5 | 15.88 | 0.19 | Rear | 0 | 50 | 25 | 1:1 | | 10 | 0.164 | 1.153 | 0.189 | - |
| 1 882.5 | 26365 | QPSK | I | Open | 20 | 16.5 | 16.09 | 0.18 | Front | 0 | 1 | 0 | 1:1 | | 10 | 0.140 | 1.099 | 0.154 | - |
| 1 860 | 26140 | QPSK | I | Open | 20 | 16.5 | 15.88 | 0.19 | Front | 0 | 50 | 25 | 1:1 | | 10 | 0.142 | 1.153 | 0.164 | - |
| 1 882.5 | 26365 | QPSK | I | Open | 20 | 16.5 | 16.09 | -0.06 | Right | 0 | 1 | 0 | 1:1 | | 10 | 0.302 | 1.099 | 0.332 | - |
| 1 860 | 26140 | QPSK | I | Open | 20 | 16.5 | 15.88 | 0.01 | Right | 0 | 50 | 25 | 1:1 | | 10 | 0.301 | 1.153 | 0.347 | - |
| 1 882.5 | 26365 | QPSK | I | Open | 20 | 16.5 | 16.09 | -0.02 | Top | 0 | 1 | 0 | 1:1 | | 10 | 0.024 | 1.099 | 0.026 | - |
| 1 860 | 26140 | QPSK | I | Open | 20 | 16.5 | 15.88 | 0.03 | Top | 0 | 50 | 25 | 1:1 | | 10 | 0.031 | 1.153 | 0.036 | - |
| 1 882.5 | 26365 | QPSK | I | Close | 20 | 16.5 | 16.09 | -0.15 | Rear | 0 | 1 | 0 | 1:1 | | 5 | 0.036 | 1.099 | 0.040 | - |
| 1 860 | 26140 | QPSK | I | Close | 20 | 16.5 | 15.88 | 0.10 | Rear | 0 | 50 | 25 | 1:1 | | 5 | 0.036 | 1.153 | 0.042 | - |
| 1 882.5 | 26365 | QPSK | I | Close | 20 | 16.5 | 16.09 | 0.05 | Front | 0 | 1 | 0 | 1:1 | | 5 | 0.414 | 1.099 | 0.455 | - |
| 1 860 | 26140 | QPSK | I | Close | 20 | 16.5 | 15.88 | -0.11 | Front | 0 | 50 | 25 | 1:1 | | 5 | 0.404 | 1.153 | 0.466 | - |
| 1 882.5 | 26365 | QPSK | I | Close | 20 | 16.5 | 16.09 | 0.18 | Right | 0 | 1 | 0 | 1:1 | | 5 | 0.526 | 1.099 | 0.578 | - |
| 1 860 | 26140 | QPSK | I | Close | 20 | 16.5 | 15.88 | 0.14 | Right | 0 | 50 | 25 | 1:1 | | 5 | 0.524 | 1.153 | 0.604 | - |
| 1 882.5 | 26365 | QPSK | I | Close | 20 | 16.5 | 16.09 | 0 | Top | 0 | 1 | 0 | 1:1 | | 5 | 0.000 | 1.099 | 0.000 | - |
| 1 860 | 26140 | QPSK | I | Close | 20 | 16.5 | 15.88 | 0 | Top | 0 | 50 | 25 | 1:1 | | 5 | 0.000 | 1.153 | 0.000 | - |
| 1 882.5 | 26365 | QPSK | I | Close | 20 | 16.5 | 16.09 | -0.12 | Bottom | 0 | 1 | 0 | 1:1 | | 5 | 0.025 | 1.099 | 0.028 | - |
| 1 860 | 26140 | QPSK | I | Close | 20 | 16.5 | 15.88 | -0.08 | Bottom | 0 | 50 | 25 | 1:1 | | 5 | 0.033 | 1.153 | 0.038 | - |
| ANSI/ IEEE C95.1 - 2005– Safety Limit<br>Spatial Peak<br>Uncontrolled Exposure/ General Population | | | | | | | | | Body<br>1.6 W/kg<br>Averaged over 1 gram | | | | | | | | | | |



The report shall not be (partly) reproduced except in full without approval of the laboratory.

| LTE FDD Band 26 (Cell) Hotspot SAR | | | | | | | | | | | | | | | | | | | |
|---|---|---|---|---|---|---|---|---|---|---|---|---|---|---|---|---|---|---|---|
| Frequency | | Mode | Ant. | Form Factor | Band width | Tune-Up Limit | Meas. Power | Power Drift | Test Position | MPR | RB Size | RB offset | Duty Cycle | Ant. State | Distance | Meas. SAR | Scaling Factor | Scaled SAR | Plot No. |
| MHz | Ch. | | | | (MHz) | (dBm) | (dBm) | (dB) | | (dB) | | | | | (mm) | (W/kg) | | (W/kg) | |
| 831.5 | 26865 | QPSK | A | Open | 15 | 23.5 | 22.44 | 0.10 | Rear | 0 | 1 | 36 | 1:1 | | 10 | 0.317 | 1.276 | 0.404 | - |
| 831.5 | 26865 | QPSK | A | Open | 15 | 23.5 | 22.47 | 0.03 | Rear | 0 | 36 | 18 | 1:1 | | 10 | 0.311 | 1.268 | 0.394 | - |
| 831.5 | 26865 | QPSK | A | Open | 15 | 23.5 | 22.44 | 0.03 | Front | 0 | 1 | 36 | 1:1 | | 10 | 0.200 | 1.276 | 0.255 | - |
| 831.5 | 26865 | QPSK | A | Open | 15 | 23.5 | 22.47 | -0.02 | Front | 0 | 36 | 18 | 1:1 | | 10 | 0.196 | 1.268 | 0.249 | - |
| 831.5 | 26865 | QPSK | A | Open | 15 | 23.5 | 22.44 | 0.00 | Left | 0 | 1 | 36 | 1:1 | | 10 | 0.170 | 1.276 | 0.217 | - |
| 831.5 | 26865 | QPSK | A | Open | 15 | 23.5 | 22.47 | 0.04 | Left | 0 | 36 | 18 | 1:1 | | 10 | 0.167 | 1.268 | 0.212 | - |
| 831.5 | 26865 | QPSK | A | Open | 15 | 23.5 | 22.44 | 0.01 | Right | 0 | 1 | 36 | 1:1 | | 10 | 0.214 | 1.276 | 0.273 | - |
| 831.5 | 26865 | QPSK | A | Open | 15 | 23.5 | 22.47 | -0.03 | Right | 0 | 36 | 18 | 1:1 | | 10 | 0.212 | 1.268 | 0.269 | - |
| 831.5 | 26865 | QPSK | A | Open | 15 | 23.5 | 22.44 | -0.06 | Bottom | 0 | 1 | 36 | 1:1 | | 10 | 0.342 | 1.276 | 0.436 | - |
| 831.5 | 26865 | QPSK | A | Open | 15 | 23.5 | 22.47 | -0.15 | Bottom | 0 | 36 | 18 | 1:1 | | 10 | 0.335 | 1.268 | 0.425 | - |
| 831.5 | 26865 | QPSK | A | Close | 15 | 23.5 | 22.44 | 0.16 | Rear | 0 | 1 | 36 | 1:1 | | 5 | 0.415 | 1.276 | 0.530 | - |
| 831.5 | 26865 | QPSK | A | Close | 15 | 23.5 | 22.47 | 0.00 | Rear | 0 | 36 | 18 | 1:1 | | 5 | 0.566 | 1.268 | **0.718** | C11 |
| 831.5 | 26865 | QPSK | A | Close | 15 | 23.5 | 22.44 | -0.07 | Front | 0 | 1 | 36 | 1:1 | | 5 | 0.085 | 1.276 | 0.108 | - |
| 831.5 | 26865 | QPSK | A | Close | 15 | 23.5 | 22.47 | 0.19 | Front | 0 | 36 | 18 | 1:1 | | 5 | 0.066 | 1.268 | 0.084 | - |
| 831.5 | 26865 | QPSK | A | Close | 15 | 23.5 | 22.44 | -0.18 | Left | 0 | 1 | 36 | 1:1 | | 5 | 0.120 | 1.276 | 0.153 | - |
| 831.5 | 26865 | QPSK | A | Close | 15 | 23.5 | 22.47 | -0.10 | Left | 0 | 36 | 18 | 1:1 | | 5 | 0.124 | 1.268 | 0.157 | - |
| 831.5 | 26865 | QPSK | A | Close | 15 | 23.5 | 22.44 | -0.08 | Right | 0 | 1 | 36 | 1:1 | | 5 | 0.109 | 1.276 | 0.139 | - |
| 831.5 | 26865 | QPSK | A | Close | 15 | 23.5 | 22.47 | 0.13 | Right | 0 | 36 | 18 | 1:1 | | 5 | 0.104 | 1.268 | 0.132 | - |
| 831.5 | 26865 | QPSK | A | Close | 15 | 23.5 | 22.44 | 0.12 | Bottom | 0 | 1 | 36 | 1:1 | | 5 | 0.285 | 1.276 | 0.364 | - |
| 831.5 | 26865 | QPSK | A | Close | 15 | 23.5 | 22.47 | 0.11 | Bottom | 0 | 36 | 18 | 1:1 | | 5 | 0.281 | 1.268 | 0.356 | - |
| ANSI/ IEEE C95.1 - 2005– Safety Limit<br>Spatial Peak<br>Uncontrolled Exposure/ General Population | | | | | | | | | Body<br>1.6 W/kg<br>Averaged over 1 gram | | | | | | | | | | |



The report shall not be (partly) reproduced except in full without approval of the laboratory.

| LTE FDD Band 30 Hotspot SAR | | | | | | | | | | | | | | | | | | | |
|---|---|---|---|---|---|---|---|---|---|---|---|---|---|---|---|---|---|---|---|
| Frequency | | Mode | Ant. | Form Factor | Band width | Tune-Up Limit | Meas. Power | Power Drift | Test Position | MPR | RB Size | RB offset | Duty Cycle | Ant. State | Distance | Meas. SAR | Scaling Factor | Scaled SAR | Plot No. |
| MHz | Ch. | | | | (MHz) | (dBm) | (dBm) | (dB) | | (dB) | | | | | (mm) | (W/kg) | | (W/kg) | |
| 2 310 | 27710 | QPSK | B | Open | 10 | 15.0 | 13.98 | 0.00 | Rear | 0 | 1 | 0 | 1:1 | | 10 | 0.116 | 1.265 | 0.147 | - |
| 2 310 | 27710 | QPSK | B | Open | 10 | 15.0 | 14.11 | 0.00 | Rear | 0 | 25 | 24 | 1:1 | | 10 | 0.119 | 1.227 | 0.146 | - |
| 2 310 | 27710 | QPSK | B | Open | 10 | 15.0 | 13.98 | 0.00 | Front | 0 | 1 | 0 | 1:1 | | 10 | 0.083 | 1.265 | 0.105 | - |
| 2 310 | 27710 | QPSK | B | Open | 10 | 15.0 | 14.11 | 0.00 | Front | 0 | 25 | 24 | 1:1 | | 10 | 0.086 | 1.227 | 0.106 | - |
| 2 310 | 27710 | QPSK | B | Open | 10 | 15.0 | 13.98 | 0.17 | Left | 0 | 1 | 0 | 1:1 | | 10 | 0.030 | 1.265 | 0.038 | - |
| 2 310 | 27710 | QPSK | B | Open | 10 | 15.0 | 14.11 | 0.09 | Left | 0 | 25 | 24 | 1:1 | | 10 | 0.033 | 1.227 | 0.040 | - |
| 2 310 | 27710 | QPSK | B | Open | 10 | 15.0 | 13.98 | 0.12 | Bottom | 0 | 1 | 0 | 1:1 | | 10 | 0.331 | 1.265 | 0.419 | - |
| 2 310 | 27710 | QPSK | B | Open | 10 | 15.0 | 14.11 | 0.05 | Bottom | 0 | 25 | 24 | 1:1 | | 10 | 0.347 | 1.227 | 0.426 | - |
| 2 310 | 27710 | QPSK | B | Close | 10 | 15.0 | 13.98 | 0.00 | Rear | 0 | 1 | 0 | 1:1 | | 5 | 0.239 | 1.265 | 0.302 | - |
| 2 310 | 27710 | QPSK | B | Close | 10 | 15.0 | 14.11 | 0.00 | Rear | 0 | 25 | 24 | 1:1 | | 5 | 0.251 | 1.227 | 0.308 | - |
| 2 310 | 27710 | QPSK | B | Close | 10 | 15.0 | 13.98 | 0.00 | Front | 0 | 1 | 0 | 1:1 | | 5 | 0.016 | 1.265 | 0.020 | - |
| 2 310 | 27710 | QPSK | B | Close | 10 | 15.0 | 14.11 | 0.00 | Front | 0 | 25 | 24 | 1:1 | | 5 | 0.015 | 1.227 | 0.018 | - |
| 2 310 | 27710 | QPSK | B | Close | 10 | 15.0 | 13.98 | 0.17 | Left | 0 | 1 | 0 | 1:1 | | 5 | 0.087 | 1.265 | 0.110 | - |
| 2 310 | 27710 | QPSK | B | Close | 10 | 15.0 | 14.11 | 0.18 | Left | 0 | 25 | 24 | 1:1 | | 5 | 0.091 | 1.227 | 0.112 | - |
| 2 310 | 27710 | QPSK | B | Close | 10 | 15.0 | 13.98 | 0.06 | Bottom | 0 | 1 | 0 | 1:1 | | 5 | 0.459 | 1.265 | 0.581 | - |
| 2 310 | 27710 | QPSK | B | Close | 10 | 15.0 | 14.11 | 0.15 | Bottom | 0 | 25 | 24 | 1:1 | | 5 | 0.465 | 1.227 | 0.571 | - |
| 2 310 | 27710 | QPSK | I | Open | 10 | 18.5 | 18.11 | 0.12 | Rear | 0 | 1 | 0 | 1:1 | | 10 | 0.205 | 1.094 | 0.224 | - |
| 2 310 | 27710 | QPSK | I | Open | 10 | 18.5 | 18.02 | 0.11 | Rear | 0 | 25 | 24 | 1:1 | | 10 | 0.202 | 1.117 | 0.226 | - |
| 2 310 | 27710 | QPSK | I | Open | 10 | 18.5 | 18.11 | -0.08 | Front | 0 | 1 | 0 | 1:1 | | 10 | 0.248 | 1.094 | 0.271 | - |
| 2 310 | 27710 | QPSK | I | Open | 10 | 18.5 | 18.02 | -0.09 | Front | 0 | 25 | 24 | 1:1 | | 10 | 0.251 | 1.117 | 0.280 | - |
| 2 310 | 27710 | QPSK | I | Open | 10 | 18.5 | 18.11 | 0.05 | Right | 0 | 1 | 0 | 1:1 | | 10 | 0.364 | 1.094 | 0.398 | - |
| 2 310 | 27710 | QPSK | I | Open | 10 | 18.5 | 18.02 | 0.18 | Right | 0 | 25 | 24 | 1:1 | | 10 | 0.415 | 1.117 | 0.464 | - |
| 2 310 | 27710 | QPSK | I | Open | 10 | 18.5 | 18.11 | 0.12 | Top | 0 | 1 | 0 | 1:1 | | 10 | 0.04 | 1.094 | 0.044 | - |
| 2 310 | 27710 | QPSK | I | Open | 10 | 18.5 | 18.02 | 0.18 | Top | 0 | 25 | 24 | 1:1 | | 10 | 0.042 | 1.117 | 0.047 | - |
| 2 310 | 27710 | QPSK | I | Close | 10 | 18.5 | 18.11 | 0.07 | Rear | 0 | 1 | 0 | 1:1 | | 5 | 0.121 | 1.094 | 0.132 | - |
| 2 310 | 27710 | QPSK | I | Close | 10 | 18.5 | 18.02 | 0.15 | Rear | 0 | 25 | 24 | 1:1 | | 5 | 0.126 | 1.117 | 0.141 | - |
| 2 310 | 27710 | QPSK | I | Close | 10 | 18.5 | 18.11 | -0.10 | Front | 0 | 1 | 0 | 1:1 | | 5 | 0.474 | 1.094 | 0.519 | - |
| 2 310 | 27710 | QPSK | I | Close | 10 | 18.5 | 18.02 | -0.12 | Front | 0 | 25 | 24 | 1:1 | | 5 | 0.474 | 1.117 | 0.529 | - |
| 2 310 | 27710 | QPSK | I | Close | 10 | 18.5 | 18.11 | 0.18 | Right | 0 | 1 | 0 | 1:1 | | 5 | 0.711 | 1.094 | 0.778 | - |
| 2 310 | 27710 | QPSK | I | Close | 10 | 18.5 | 18.02 | 0.02 | Right | 0 | 25 | 24 | 1:1 | | 5 | 0.713 | 1.117 | **0.796** | C12 |
| 2 310 | 27710 | QPSK | I | Close | 10 | 18.5 | 18.11 | -0.11 | Top | 0 | 1 | 0 | 1:1 | | 5 | 0.031 | 1.094 | 0.034 | - |
| 2 310 | 27710 | QPSK | I | Close | 10 | 18.5 | 18.02 | 0.05 | Top | 0 | 25 | 24 | 1:1 | | 5 | 0.033 | 1.117 | 0.037 | - |
| 2 310 | 27710 | QPSK | I | Close | 10 | 18.5 | 18.11 | -0.07 | Bottom | 0 | 1 | 0 | 1:1 | | 5 | 0.078 | 1.094 | 0.085 | - |
| 2 310 | 27710 | QPSK | I | Close | 10 | 18.5 | 18.02 | 0.15 | Bottom | 0 | 25 | 24 | 1:1 | | 5 | 0.072 | 1.117 | 0.080 | - |
| ANSI/ IEEE C95.1 - 2005– Safety Limit<br>Spatial Peak<br>Uncontrolled Exposure/ General Population | | | | | | | | | Body<br>1.6 W/kg<br>Averaged over 1 gram | | | | | | | | | | |



The report shall not be (partly) reproduced except in full without approval of the laboratory.

| LTE TDD Band 41 Hotspot SAR | | | | | | | | | | | | | | | | | | | | | |
|---|---|---|---|---|---|---|---|---|---|---|---|---|---|---|---|---|---|---|---|---|---|
| CC UL PC | Frequency | | | Mode | Form Factor | Ant. | Band width | Tune-Up Limit | Meas. Power | Power Drift | Test Position | MPR | RB Size | RB offset | Duty Cycle | Ant. State | Distance | Meas. SAR | Scaling Factor | Scaled SAR | Plot No. |
| | MHz | | Ch. | | | | (MHz) | (dBm) | (dBm) | (dB) | | (dB) | | | | | (mm) | (W/kg) | | (W/kg) | |
| 1CC UL PC3 | 2 506 | | 39750 | QPSK | Open | B | 20 | 18.0 | 17.05 | 0.00 | Rear | 0 | 1 | 99 | 1:1.58 | | 10 | 0.110 | 1.245 | 0.137 | - |
| 1CC UL PC3 | 2 506 | | 39750 | QPSK | Open | B | 20 | 18.0 | 17.12 | 0.00 | Rear | 0 | 50 | 49 | 1:1.58 | | 10 | 0.115 | 1.225 | 0.141 | - |
| 1CC UL PC3 | 2 506 | | 39750 | QPSK | Open | B | 20 | 18.0 | 17.05 | 0.00 | Front | 0 | 1 | 99 | 1:1.58 | | 10 | 0.083 | 1.245 | 0.103 | - |
| 1CC UL PC3 | 2 506 | | 39750 | QPSK | Open | B | 20 | 18.0 | 17.12 | 0.00 | Front | 0 | 50 | 49 | 1:1.58 | | 10 | 0.084 | 1.225 | 0.103 | - |
| 1CC UL PC3 | 2 506 | | 39750 | QPSK | Open | B | 20 | 18.0 | 17.05 | 0.15 | Left | 0 | 1 | 99 | 1:1.58 | | 10 | 0.024 | 1.245 | 0.030 | - |
| 1CC UL PC3 | 2 506 | | 39750 | QPSK | Open | B | 20 | 18.0 | 17.12 | -0.13 | Left | 0 | 50 | 49 | 1:1.58 | | 10 | 0.023 | 1.225 | 0.028 | - |
| 1CC UL PC3 | 2 506 | | 39750 | QPSK | Open | B | 20 | 18.0 | 17.05 | -0.05 | Bottom | 0 | 1 | 99 | 1:1.58 | | 10 | 0.378 | 1.245 | 0.471 | - |
| 1CC UL PC3 | 2 506 | | 39750 | QPSK | Open | B | 20 | 18.0 | 17.12 | 0.09 | Bottom | 0 | 50 | 49 | 1:1.58 | | 10 | 0.389 | 1.225 | 0.477 | - |
| 1CC UL PC2 | 2 506 | | 39750 | QPSK | Open | B | 20 | 19.6 | 18.79 | 0.11 | Bottom | 0 | 50 | 49 | 1:2.31 | | 10 | 0.332 | 1.205 | 0.400 | - |
| 2CC UL CA PC3 | PCC | 2 506 | 39750 | QPSK | Open | B | 20 | 18.0 | 17.4 | 0.03 | Bottom | 0 | 50 | 49 | 1:1.58 | | 10 | 0.331 | 1.148 | 0.380 | • |
| | SCC | 2 525.8 | 39948 | QPSK | | | 20 | | | | | 0 | 50 | 0 | | | | | | | |
| 2CC UL CA PC2 | PCC | 2 506 | 39750 | QPSK | Open | B | 20 | 19.6 | 18.82 | -0.10 | Bottom | 0 | 50 | 49 | 1:2.31 | | 10 | 0.329 | 1.197 | 0.394 | •• |
| | SCC | 2 525.8 | 39948 | QPSK | | | 20 | | | | | 0 | 50 | 0 | | | | | | | |
| 1CC UL PC3 | 2 506 | | 39750 | QPSK | Close | B | 20 | 18.0 | 17.05 | 0.00 | Rear | 0 | 1 | 99 | 1:1.58 | | 5 | 0.205 | 1.245 | 0.255 | - |
| 1CC UL PC3 | 2 506 | | 39750 | QPSK | Close | B | 20 | 18.0 | 17.12 | 0.00 | Rear | 0 | 50 | 49 | 1:1.58 | | 5 | 0.211 | 1.225 | 0.258 | - |
| 1CC UL PC3 | 2 506 | | 39750 | QPSK | Close | B | 20 | 18.0 | 17.05 | 0.00 | Front | 0 | 1 | 99 | 1:1.58 | | 5 | 0.027 | 1.245 | 0.034 | - |
| 1CC UL PC3 | 2 506 | | 39750 | QPSK | Close | B | 20 | 18.0 | 17.12 | 0.00 | Front | 0 | 50 | 49 | 1:1.58 | | 5 | 0.027 | 1.225 | 0.033 | - |
| 1CC UL PC3 | 2 506 | | 39750 | QPSK | Close | B | 20 | 18.0 | 17.05 | 0.17 | Left | 0 | 1 | 99 | 1:1.58 | | 5 | 0.101 | 1.245 | 0.126 | - |
| 1CC UL PC3 | 2 506 | | 39750 | QPSK | Close | B | 20 | 18.0 | 17.12 | 0.14 | Left | 0 | 50 | 49 | 1:1.58 | | 5 | 0.106 | 1.225 | 0.130 | - |
| 1CC UL PC3 | 2 506 | | 39750 | QPSK | Close | B | 20 | 18.0 | 17.05 | 0.09 | Bottom | 0 | 1 | 99 | 1:1.58 | | 5 | 0.475 | 1.245 | 0.591 | - |
| 1CC UL PC3 | 2 506 | | 39750 | QPSK | Close | B | 20 | 18.0 | 17.12 | 0.13 | Bottom | 0 | 50 | 49 | 1:1.58 | | 5 | 0.496 | 1.225 | 0.608 | - |
| 1CC UL PC3 | 2 549.5 | | 40185 | QPSK | Close | B | 20 | 18.0 | 16.84 | 0.13 | Bottom | 0 | 50 | 0 | 1:1.58 | | 5 | 0.495 | 1.306 | 0.646 | - |
| 1CC UL PC3 | 2 593 | | 40620 | QPSK | Close | B | 20 | 18.0 | 16.79 | 0.15 | Bottom | 0 | 50 | 0 | 1:1.58 | | 5 | 0.517 | 1.321 | 0.683 | - |
| 1CC UL PC3 | 2 636.5 | | 41055 | QPSK | Close | B | 20 | 18.0 | 16.79 | 0.17 | Bottom | 0 | 50 | 0 | 1:1.58 | | 5 | 0.364 | 1.321 | 0.481 | - |
| 1CC UL PC3 | 2 680 | | 41490 | QPSK | Close | B | 20 | 18.0 | 16.59 | 0.09 | Bottom | 0 | 50 | 0 | 1:1.58 | | 5 | 0.334 | 1.384 | 0.462 | - |
| 1CC UL PC3 | 2 506 | | 39750 | QPSK | Close | B | 20 | 18.0 | 17.07 | 0.16 | Bottom | 0 | 100 | 0 | 1:1.58 | | 5 | 0.504 | 1.239 | 0.624 | - |
| 1CC UL PC2 | 2 593 | | 40620 | QPSK | Close | B | 20 | 19.6 | 18.50 | 0.17 | Bottom | 0 | 50 | 0 | 1:2.31 | | 5 | 0.538 | 1.288 | 0.693 | - |
| 2CC UL CA PC3 | PCC | 2 593 | 40620 | QPSK | Close | B | 20 | 18.0 | 17.01 | 0.01 | Bottom | 0 | 50 | 0 | 1:1.58 | | 5 | 0.506 | 1.256 | 0.636 | • |
| | SCC | 2 573.2 | 40422 | QPSK | | | 20 | | | | | 0 | 50 | 49 | | | | | | | |
| 2CC UL CA PC2 | PCC | 2 593 | 40620 | QPSK | Close | B | 20 | 19.6 | 18.62 | 0.15 | Bottom | 0 | 50 | 0 | 1:2.31 | | 5 | 0.518 | 1.253 | 0.649 | •• |
| | SCC | 2 573.2 | 40422 | QPSK | | | 20 | | | | | 0 | 50 | 49 | | | | | | | |

Continue to next Page



The report shall not be (partly) reproduced except in full without approval of the laboratory.

| LTE TDD Band 41 Hotspot SAR | | | | | | | | | | | | | | | | | | | | | |
|---|---|---|---|---|---|---|---|---|---|---|---|---|---|---|---|---|---|---|---|---|---|
| CC UL PC | Frequency | | | Mode | Form Factor | Ant. | Band width | Tune-Up Limit | Meas. Power | Power Drift | Test Position | MPR | RB Size | RB offset | Duty Cycle | Ant. State | Distance | Meas. SAR | Scaling Factor | Scaled SAR | Plot No. |
| | | MHz | Ch. | | | | (MHz) | (dBm) | (dBm) | (dB) | | (dB) | | | | | (mm) | (W/kg) | | (W/kg) | |
| 1CC UL PC3 | | 2 680 | 41490 | QPSK | Open | I | 20 | 19.5 | 18.87 | -0.02 | Rear | 0 | 1 | 0 | 1:1.58 | | 10 | 0.128 | 1.156 | 0.148 | - |
| 1CC UL PC3 | | 2 680 | 41490 | QPSK | Open | I | 20 | 19.5 | 18.88 | 0.12 | Rear | 0 | 50 | 0 | 1:1.58 | | 10 | 0.129 | 1.153 | 0.149 | - |
| 1CC UL PC3 | | 2 680 | 41490 | QPSK | Open | I | 20 | 19.5 | 18.87 | -0.11 | Front | 0 | 1 | 0 | 1:1.58 | | 10 | 0.107 | 1.156 | 0.124 | - |
| 1CC UL PC3 | | 2 680 | 41490 | QPSK | Open | I | 20 | 19.5 | 18.88 | -0.03 | Front | 0 | 50 | 0 | 1:1.58 | | 10 | 0.106 | 1.153 | 0.122 | - |
| 1CC UL PC3 | | 2 680 | 41490 | QPSK | Open | I | 20 | 19.5 | 18.87 | 0.02 | Right | 0 | 1 | 0 | 1:1.58 | | 10 | 0.198 | 1.156 | 0.229 | - |
| 1CC UL PC3 | | 2 680 | 41490 | QPSK | Open | I | 20 | 19.5 | 18.88 | -0.06 | Right | 0 | 50 | 0 | 1:1.58 | | 10 | 0.200 | 1.153 | 0.231 | - |
| 1CC UL PC3 | | 2 680 | 41490 | QPSK | Open | I | 20 | 19.5 | 18.87 | 0.01 | Top | 0 | 1 | 0 | 1:1.58 | | 10 | 0.024 | 1.156 | 0.028 | - |
| 1CC UL PC3 | | 2 680 | 41490 | QPSK | Open | I | 20 | 19.5 | 18.88 | -0.02 | Top | 0 | 50 | 0 | 1:1.58 | | 10 | 0.023 | 1.153 | 0.027 | - |
| 1CC UL PC2 | | 2 680 | 41490 | QPSK | Open | I | 20 | 21.1 | 20.64 | -0.11 | Right | 0 | 50 | 0 | 1:2.31 | | 10 | 0.200 | 1.112 | 0.222 | - |
| 2CC UL CA PC3(41C) | PCC | 2 680 | 41490 | QPSK | Open | I | 20 | 19.5 | 18.83 | 0.12 | Right | 0 | 50 | 0 | 1:1.58 | | 10 | 0.203 | 1.167 | 0.237 | • |
| | SCC | 2 660.2 | 41292 | QPSK | | | 20 | | | | | 0 | 50 | 49 | | | | | | | |
| 2CC UL CA PC2(41C) | PCC | 2 680 | 41490 | QPSK | Open | I | 20 | 21.1 | 20.54 | -0.06 | Right | 0 | 50 | 0 | 1:2.31 | | 10 | 0.203 | 1.138 | 0.231 | •• |
| | SCC | 2 660.2 | 41292 | QPSK | | | 20 | | | | | 0 | 50 | 49 | | | | | | | |
| 1CC UL PC3 | | 2680 | 41490 | QPSK | Close | I | 20 | 19.5 | 18.87 | 0.15 | Rear | 0 | 1 | 0 | 1:1.58 | | 5 | 0.151 | 1.156 | 0.175 | - |
| 1CC UL PC3 | | 2680 | 41490 | QPSK | Close | I | 20 | 19.5 | 18.88 | 0.05 | Rear | 0 | 50 | 0 | 1:1.58 | | 5 | 0.152 | 1.153 | 0.175 | - |
| 1CC UL PC3 | | 2680 | 41490 | QPSK | Close | I | 20 | 19.5 | 18.87 | -0.18 | Front | 0 | 1 | 0 | 1:1.58 | | 5 | 0.368 | 1.156 | 0.425 | - |
| 1CC UL PC3 | | 2680 | 41490 | QPSK | Close | I | 20 | 19.5 | 18.88 | -0.10 | Front | 0 | 50 | 0 | 1:1.58 | | 5 | 0.364 | 1.153 | 0.420 | - |
| 1CC UL PC3 | | 2680 | 41490 | QPSK | Close | I | 20 | 19.5 | 18.87 | 0.15 | Right | 0 | 1 | 0 | 1:1.58 | | 5 | 0.651 | 1.156 | 0.753 | - |
| 1CC UL PC3 | | 2506 | 39750 | QPSK | Close | I | 20 | 19.5 | 18.71 | 0.14 | Right | 0 | 1 | 49 | 1:1.58 | | 5 | 0.583 | 1.199 | 0.699 | - |
| 1CC UL PC3 | | 2549.5 | 40185 | QPSK | Close | I | 20 | 19.5 | 18.72 | -0.02 | Right | 0 | 1 | 0 | 1:1.58 | | 5 | 0.594 | 1.197 | 0.711 | - |
| 1CC UL PC3 | | 2593 | 40620 | QPSK | Close | I | 20 | 19.5 | 18.79 | -0.06 | Right | 0 | 1 | 49 | 1:1.58 | | 5 | 0.574 | 1.178 | 0.676 | - |
| 1CC UL PC3 | | 2636.5 | 41055 | QPSK | Close | I | 20 | 19.5 | 18.85 | -0.09 | Right | 0 | 1 | 0 | 1:1.58 | | 5 | 0.601 | 1.161 | 0.698 | - |
| 1CC UL PC3 | | 2680 | 41490 | QPSK | Close | I | 20 | 19.5 | 18.88 | -0.12 | Right | 0 | 50 | 0 | 1:1.58 | | 5 | 0.666 | 1.153 | 0.768 | - |
| 1CC UL PC3 | | 2506 | 39750 | QPSK | Close | I | 20 | 19.5 | 18.72 | -0.13 | Right | 0 | 50 | 49 | 1:1.58 | | 5 | 0.590 | 1.197 | 0.706 | - |
| 1CC UL PC3 | | 2549.5 | 40185 | QPSK | Close | I | 20 | 19.5 | 18.83 | -0.12 | Right | 0 | 50 | 25 | 1:1.58 | | 5 | 0.593 | 1.167 | 0.692 | - |
| 1CC UL PC3 | | 2593 | 40620 | QPSK | Close | I | 20 | 19.5 | 18.75 | -0.15 | Right | 0 | 50 | 25 | 1:1.58 | | 5 | 0.580 | 1.189 | 0.690 | - |
| 1CC UL PC3 | | 2636.5 | 41055 | QPSK | Close | I | 20 | 19.5 | 18.69 | 0.15 | Right | 0 | 50 | 25 | 1:1.58 | | 5 | 0.573 | 1.205 | 0.690 | - |
| 1CC UL PC3 | | 2680 | 41490 | QPSK | Close | I | 20 | 19.5 | 18.86 | -0.11 | Right | 0 | 100 | 0 | 1:1.58 | | 5 | 0.630 | 1.159 | 0.730 | - |
| 1CC UL PC3 | | 2680 | 41490 | QPSK | Close | I | 20 | 19.5 | 18.87 | -0.07 | Top | 0 | 1 | 0 | 1:1.58 | | 5 | 0.038 | 1.156 | 0.044 | - |
| 1CC UL PC3 | | 2680 | 41490 | QPSK | Close | I | 20 | 19.5 | 18.88 | -0.18 | Top | 0 | 50 | 0 | 1:1.58 | | 5 | 0.036 | 1.153 | 0.042 | - |
| 1CC UL PC3 | | 2680 | 41490 | QPSK | Close | I | 20 | 19.5 | 18.87 | -0.15 | Bottom | 0 | 1 | 0 | 1:1.58 | | 5 | 0.061 | 1.156 | 0.071 | - |
| 1CC UL PC3 | | 2680 | 41490 | QPSK | Close | I | 20 | 19.5 | 18.88 | -0.10 | Bottom | 0 | 50 | 0 | 1:1.58 | | 5 | 0.059 | 1.153 | 0.068 | - |
| 1CC UL PC2 | | 2680 | 41490 | QPSK | Close | I | 20 | 21.1 | 20.64 | 0.15 | Right | 0 | 50 | 0 | 1:2.31 | | 5 | 0.726 | 1.112 | 0.807 | - |
| 2CC UL CA PC3 (41C) | PCC | 2 680.0 | 41490 | QPSK | Close | I | 20 | 19.5 | 18.83 | 0.14 | Right | 0 | 50 | 0 | 1:1.58 | | 5 | 0.650 | 1.167 | 0.759 | • |
| | SCC | 2 660.2 | 41292 | QPSK | | | 20 | | | | | 0 | 50 | 49 | | | | | | | |
| 2CC UL CA PC2(41C) | PCC | 2 680.0 | 41490 | QPSK | Close | I | 20 | 21.1 | 20.54 | 0.10 | Right | 0 | 50 | 0 | 1:2.31 | | 5 | 0.739 | 1.138 | **0.841** | C13•• |
| | SCC | 2 660.2 | 41292 | QPSK | | | 20 | | | | | 0 | 50 | 49 | | | | | | | |
| ANSI/ IEEE C95.1 - 2005– Safety Limit<br>Spatial Peak<br>Uncontrolled Exposure/ General Population | | | | | | | | | | | | | | | | | Body<br>1.6 W/kg<br>Averaged over 1 gram | | | | |

•Up-link Carrier Aggregation Power Class 3 (41C)

•• Up-link Carrier Aggregation Power Class 2 (HPUE) (41C)



The report shall not be (partly) reproduced except in full without approval of the laboratory.

| LTE TDD Band 48 Hotspot SAR | | | | | | | | | | | | | | | | | | | | | |
|---|---|---|---|---|---|---|---|---|---|---|---|---|---|---|---|---|---|---|---|---|---|
| | Frequency | | | Mode | Ant. | Form Factor | Band width | Tune-Up Limit | Meas. Power | Power Drift | Test Position | MPR | RB | RB | Duty Cycle | Ant. State | Distance | Meas. SAR | Scaling Factor | Scaled SAR | Plot No. |
| | MHz | | Ch. | | | | (MHz) | (dBm) | (dBm) | (dB) | | (dB) | Size | offset | | | (mm) | (W/kg) | | (W/kg) | |
| 1CC UL | 3 560 | | 55340 | QPSK | F | Open | 20 | 18.5 | 18.11 | -0.13 | Rear | 0 | 1 | 99 | 1:1.58 | | 10 | 0.183 | 1.094 | 0.200 | - |
| 1CC UL | 3 560 | | 55340 | QPSK | F | Open | 20 | 18.5 | 18.09 | -0.14 | Rear | 0 | 50 | 49 | 1:1.58 | | 10 | 0.199 | 1.099 | 0.219 | - |
| 1CC UL | 3 560 | | 55340 | QPSK | F | Open | 20 | 18.5 | 18.11 | 0.00 | Front | 0 | 1 | 99 | 1:1.58 | | 10 | 0.100 | 1.094 | 0.109 | - |
| 1CC UL | 3 560 | | 55340 | QPSK | F | Open | 20 | 18.5 | 18.09 | 0.00 | Front | 0 | 50 | 49 | 1:1.58 | | 10 | 0.111 | 1.099 | 0.122 | - |
| 1CC UL | 3 560 | | 55340 | QPSK | F | Open | 20 | 18.5 | 18.11 | 0.09 | Left | 0 | 1 | 99 | 1:1.58 | | 10 | 0.183 | 1.094 | 0.200 | - |
| 1CC UL | 3 560 | | 55340 | QPSK | F | Open | 20 | 18.5 | 18.09 | -0.13 | Left | 0 | 50 | 49 | 1:1.58 | | 10 | 0.228 | 1.099 | 0.251 | - |
| 1CC UL | 3 560 | | 55340 | QPSK | F | Open | 20 | 18.5 | 18.11 | 0.02 | Top | 0 | 1 | 99 | 1:1.58 | | 10 | 0.118 | 1.094 | 0.129 | - |
| 1CC UL | 3 560 | | 55340 | QPSK | F | Open | 20 | 18.5 | 18.09 | 0.14 | Top | 0 | 50 | 49 | 1:1.58 | | 10 | 0.132 | 1.099 | 0.145 | - |
| 2CC UL (48C) | PCC | 3560 | 55340 | QPSK | F | Open | 20 | 18.5 | 18.03 | 0.17 | Left | 0 | 50 | 49 | 1:1.58 | | 10 | 0.163 | 1.114 | 0.182 | • |
| | SCC | 3579.80 | 55538 | QPSK | F | Open | 20 | | | | | 0 | 50 | 0 | | | | | | | |
| 1CC UL | 3 560 | | 55340 | QPSK | F | Close | 20 | 18.5 | 18.11 | -0.16 | Rear | 0 | 1 | 99 | 1:1.58 | | 5 | 0.038 | 1.094 | 0.042 | - |
| 1CC UL | 3 560 | | 55340 | QPSK | F | Close | 20 | 18.5 | 18.09 | 0.06 | Rear | 0 | 50 | 49 | 1:1.58 | | 5 | 0.042 | 1.099 | 0.046 | - |
| 1CC UL | 3 560 | | 55340 | QPSK | F | Close | 20 | 18.5 | 18.11 | 0.19 | Front | 0 | 1 | 99 | 1:1.58 | | 5 | 0.327 | 1.094 | 0.358 | - |
| 1CC UL | 3 560 | | 55340 | QPSK | F | Close | 20 | 18.5 | 18.09 | 0.11 | Front | 0 | 50 | 49 | 1:1.58 | | 5 | 0.345 | 1.099 | 0.379 | - |
| 1CC UL | 3 560 | | 55340 | QPSK | F | Close | 20 | 18.5 | 18.11 | -0.04 | Left | 0 | 1 | 99 | 1:1.58 | | 5 | 0.474 | 1.094 | 0.519 | - |
| 1CC UL | 3 560 | | 55340 | QPSK | F | Close | 20 | 18.5 | 18.09 | -0.18 | Left | 0 | 50 | 49 | 1:1.58 | | 5 | 0.520 | 1.099 | 0.571 | - |
| 1CC UL | 3 560 | | 55340 | QPSK | F | Close | 20 | 18.5 | 18.11 | -0.16 | Bottom | 0 | 1 | 99 | 1:1.58 | | 5 | 0.243 | 1.094 | 0.266 | - |
| 1CC UL | 3 560 | | 55340 | QPSK | F | Close | 20 | 18.5 | 18.09 | -0.15 | Bottom | 0 | 50 | 49 | 1:1.58 | | 5 | 0.243 | 1.099 | 0.267 | - |
| 2CC UL (48C) | PCC | 3560 | 55340 | QPSK | F | Close | 20 | 18.5 | 18.03 | -0.11 | Left | 0 | 50 | 49 | 1:1.58 | | 5 | 0.575 | 1.114 | **0.641** | C14 • |
| | SCC | 3579.80 | 55538 | QPSK | F | Close | 20 | | | | | 0 | 50 | 0 | | | | | | | |
| ANSI/ IEEE C95.1 - 2005– Safety Limit<br>Spatial Peak<br>Uncontrolled Exposure/ General Population | | | | | | | | | | | Body<br>1.6 W/kg<br>Averaged over 1 gram | | | | | | | | | | |

• Up-link Carrier Aggregation (48C)



The report shall not be (partly) reproduced except in full without approval of the laboratory.

| LTE FDD Band 66 (AWS) Hotspot SAR | | | | | | | | | | | | | | | | | | | | | |
|---|---|---|---|---|---|---|---|---|---|---|---|---|---|---|---|---|---|---|---|---|---|
| CC UL PC | Frequency | | | Mode | Ant. | Form Factor | Band width | Tune-Up Limit | Meas. Power | Power Drift | Test Position | MPR | RB Size | RB offset | Duty Cycle | Ant. State | Distance | Meas. SAR | Scaling Factor | Scaled SAR | Plot No. |
| | MHz | | Ch. | | | | (MHz) | (dBm) | (dBm) | (dB) | | (dB) | | | | | (mm) | (W/kg) | | (W/kg) | |
| 1CC UL | 1 745 | | 132322 | QPSK | A | Open | 20 | 17.8 | 16.44 | -0.01 | Rear | 0 | 1 | 49 | 1:1 | | 10 | 0.220 | 1.368 | 0.301 | - |
| 1CC UL | 1 745 | | 132322 | QPSK | A | Open | 20 | 17.8 | 16.39 | 0.15 | Rear | 0 | 50 | 49 | 1:1 | | 10 | 0.229 | 1.384 | 0.317 | - |
| 1CC UL | 1 745 | | 132322 | QPSK | A | Open | 20 | 17.8 | 16.44 | 0.10 | Front | 0 | 1 | 49 | 1:1 | | 10 | 0.139 | 1.368 | 0.190 | - |
| 1CC UL | 1 745 | | 132322 | QPSK | A | Open | 20 | 17.8 | 16.39 | -0.19 | Front | 0 | 50 | 49 | 1:1 | | 10 | 0.146 | 1.384 | 0.202 | - |
| 1CC UL | 1 745 | | 132322 | QPSK | A | Open | 20 | 17.8 | 16.44 | 0.14 | Left | 0 | 1 | 49 | 1:1 | | 10 | 0.035 | 1.368 | 0.048 | - |
| 1CC UL | 1 745 | | 132322 | QPSK | A | Open | 20 | 17.8 | 16.39 | -0.10 | Left | 0 | 50 | 49 | 1:1 | | 10 | 0.037 | 1.384 | 0.051 | - |
| 1CC UL | 1 745 | | 132322 | QPSK | A | Open | 20 | 17.8 | 16.44 | -0.18 | Right | 0 | 1 | 49 | 1:1 | | 10 | 0.019 | 1.368 | 0.026 | - |
| 1CC UL | 1 745 | | 132322 | QPSK | A | Open | 20 | 17.8 | 16.39 | -0.16 | Right | 0 | 50 | 49 | 1:1 | | 10 | 0.022 | 1.384 | 0.030 | - |
| 1CC UL | 1 745 | | 132322 | QPSK | A | Open | 20 | 17.8 | 16.44 | 0.09 | Bottom | 0 | 1 | 49 | 1:1 | | 10 | 0.360 | 1.368 | 0.492 | - |
| 1CC UL | 1 745 | | 132322 | QPSK | A | Open | 20 | 17.8 | 16.39 | 0.05 | Bottom | 0 | 50 | 49 | 1:1 | | 10 | 0.371 | 1.384 | 0.513 | - |
| 1CC UL | 1 717.5 | | 132047 | QPSK | A | Open | 15 | 17.8 | 16.43 | 0.06 | Bottom | 0 | 1 | 74 | 1:1 | | 10 | 0.428 | 1.371 | 0.587 | - |
| 1CC UL | 1 720 | | 132072 | QPSK | A | Open | 20 | 17.8 | 16.40 | 0.18 | Bottom | 0 | 1 | 99 | 1:1 | | 10 | 0.442 | 1.380 | 0.610 | - |
| 2CC UL (66B) | PCC | 1 717.5 | 132047 | QPSK | A | Open | 15 | 17.8 | 16.38 | 0.06 | Bottom | 0 | 1 | 74 | 1:1 | | 10 | 0.382 | 1.387 | 0.530 | • |
| 2CC UL (66B) | SCC | 1 726.8 | 132140 | QPSK | | | 5 | | | | | 0 | 1 | 0 | | | | | | | |
| 2CC UL (66C) | PCC | 1 720 | 132072 | QPSK | A | Open | 20 | 17.8 | 16.31 | 0.05 | Bottom | 0 | 1 | 99 | 1:1 | | 10 | 0.392 | 1.409 | 0.552 | •• |
| 2CC UL (66C) | SCC | 1 739.8 | 132270 | QPSK | | | 20 | | | | | 0 | 1 | 0 | | | | | | | |
| 1CC UL | 1 745 | | 132322 | QPSK | A | Close | 20 | 17.8 | 16.44 | -0.15 | Rear | 0 | 1 | 49 | 1:1 | | 5 | 0.295 | 1.368 | 0.404 | - |
| 1CC UL | 1 745 | | 132322 | QPSK | A | Close | 20 | 17.8 | 16.39 | -0.15 | Rear | 0 | 50 | 49 | 1:1 | | 5 | 0.303 | 1.384 | 0.419 | - |
| 1CC UL | 1 745 | | 132322 | QPSK | A | Close | 20 | 17.8 | 16.44 | 0.18 | Front | 0 | 1 | 49 | 1:1 | | 5 | 0.062 | 1.368 | 0.085 | - |
| 1CC UL | 1 745 | | 132322 | QPSK | A | Close | 20 | 17.8 | 16.39 | 0.11 | Front | 0 | 50 | 49 | 1:1 | | 5 | 0.068 | 1.384 | 0.094 | - |
| 1CC UL | 1 745 | | 132322 | QPSK | A | Close | 20 | 17.8 | 16.44 | 0.15 | Left | 0 | 1 | 49 | 1:1 | | 5 | 0.058 | 1.368 | 0.079 | - |
| 1CC UL | 1 745 | | 132322 | QPSK | A | Close | 20 | 17.8 | 16.39 | 0.13 | Left | 0 | 50 | 49 | 1:1 | | 5 | 0.057 | 1.384 | 0.079 | - |
| 1CC UL | 1 745 | | 132322 | QPSK | A | Close | 20 | 17.8 | 16.44 | 0.11 | Right | 0 | 1 | 49 | 1:1 | | 5 | 0.012 | 1.368 | 0.016 | - |
| 1CC UL | 1 745 | | 132322 | QPSK | A | Close | 20 | 17.8 | 16.39 | 0.14 | Right | 0 | 50 | 49 | 1:1 | | 5 | 0.012 | 1.384 | 0.017 | - |
| 1CC UL | 1 745 | | 132322 | QPSK | A | Close | 20 | 17.8 | 16.44 | 0.14 | Bottom | 0 | 1 | 49 | 1:1 | | 5 | 0.516 | 1.368 | 0.706 | - |
| 1CC UL | 1 745 | | 132322 | QPSK | A | Close | 20 | 17.8 | 16.39 | 0.11 | Bottom | 0 | 50 | 49 | 1:1 | | 5 | 0.521 | 1.384 | 0.721 | - |
| 1CC UL | 1 717.5 | | 132047 | QPSK | A | Close | 15 | 17.8 | 16.43 | 0.10 | Bottom | 0 | 1 | 74 | 1:1 | | 5 | 0.596 | 1.371 | 0.817 | - |
| 1CC UL | 1 720 | | 132072 | QPSK | A | Close | 20 | 17.8 | 16.40 | 0.12 | Bottom | 0 | 1 | 99 | 1:1 | | 5 | 0.597 | 1.380 | 0.824 | - |
| 2CC UL (66B) | PCC | 1 717.5 | 132047 | QPSK | A | Close | 15 | 17.8 | 16.38 | 0.12 | Bottom | 0 | 1 | 74 | 1:1 | | 5 | 0.531 | 1.387 | 0.736 | • |
| 2CC UL (66B) | SCC | 1 726.8 | 132140 | QPSK | | | 5 | | | | | 0 | 1 | 0 | | | | | | | |
| 2CC UL (66C) | PCC | 1 720 | 132072 | QPSK | A | Close | 20 | 17.8 | 16.31 | 0.15 | Bottom | 0 | 1 | 99 | 1:1 | | 5 | 0.544 | 1.409 | 0.766 | •• |
| 2CC UL (66C) | SCC | 1 739.8 | 132270 | QPSK | | | 20 | | | | | 0 | 1 | 0 | | | | | | | |
| 1CC UL | 1 770 | | 132572 | QPSK | I | Open | 20 | 17.5 | 17.31 | 0.16 | Rear | 0 | 1 | 0 | 1:1 | | 10 | 0.257 | 1.045 | 0.269 | - |
| 1CC UL | 1 745 | | 132322 | QPSK | I | Open | 20 | 17.5 | 17.16 | 0.18 | Rear | 0 | 50 | 49 | 1:1 | | 10 | 0.260 | 1.081 | 0.281 | - |
| 1CC UL | 1 770 | | 132572 | QPSK | I | Open | 20 | 17.5 | 17.31 | 0.19 | Front | 0 | 1 | 0 | 1:1 | | 10 | 0.242 | 1.045 | 0.253 | - |
| 1CC UL | 1 745 | | 132322 | QPSK | I | Open | 20 | 17.5 | 17.16 | 0.10. | Front | 0 | 50 | 49 | 1:1 | | 10 | 0.242 | 1.081 | 0.262 | - |
| 1CC UL | 1 770 | | 132572 | QPSK | I | Open | 20 | 17.5 | 17.31 | 0.12 | Right | 0 | 1 | 0 | 1:1 | | 10 | 0.468 | 1.045 | 0.489 | - |
| 1CC UL | 1 745 | | 132322 | QPSK | I | Open | 20 | 17.5 | 17.16 | 0.02 | Right | 0 | 50 | 49 | 1:1 | | 10 | 0.477 | 1.081 | 0.516 | - |
| 1CC UL | 1 770 | | 132572 | QPSK | I | Open | 20 | 17.5 | 17.31 | -0.15 | Top | 0 | 1 | 0 | 1:1 | | 10 | 0.033 | 1.045 | 0.034 | - |
| 1CC UL | 1 745 | | 132322 | QPSK | I | Open | 20 | 17.5 | 17.16 | 0.06 | Top | 0 | 50 | 49 | 1:1 | | 10 | 0.030 | 1.081 | 0.032 | - |
| 1CC UL | 1 745 | | 132322 | QPSK | I | Open | 15 | 17.5 | 17.39 | 0.10 | Right | 0 | 1 | 0 | 1:1 | | 10 | 0.301 | 1.026 | 0.309 | - |
| 2CC UL (66B) | PCC | 1 745 | 132322 | QPSK | I | Open | 15 | 17.5 | 17.05 | -0.11 | Right | 0 | 1 | 0 | 1:1 | | 10 | 0.274 | 1.109 | 0.304 | • |
| 2CC UL (66B) | SCC | 1 735.7 | 132229 | QPSK | | | 5 | | | | | 0 | 1 | 24 | | | | | | | |
| 2CC UL (66C) | PCC | 1 770 | 132572 | QPSK | I | Open | 20 | 17.5 | 16.07 | -0.17 | Right | 0 | 1 | 0 | 1:1 | | 10 | 0.295 | 1.390 | 0.410 | •• |
| 2CC UL (66C) | SCC | 1 750.2 | 132374 | QPSK | | | 20 | | | | | 0 | 1 | 99 | | | | | | | |

Continue to next Page



The report shall not be (partly) reproduced except in full without approval of the laboratory.

## LTE FDD Band 66 (AWS) Hotspot SAR

| CC UL PC | Frequency | | Mode | Ant. | Form Factor | Band width | Tune-Up Limit | Meas. Power | Power Drift | Test Position | MPR | RB Size | RB offset | Duty Cycle | Ant. State | Distance | Meas. SAR | Scaling Factor | Scaled SAR | Plot No. |
|---|---|---|---|---|---|---|---|---|---|---|---|---|---|---|---|---|---|---|---|---|
| | MHz | Ch. | | | | (MHz) | (dBm) | (dBm) | (dB) | | (dB) | | | | | (mm) | (W/kg) | | (W/kg) | |
| 1CC UL | 1 770 | 132572 | QPSK | I | Close | 20 | 17.5 | 17.31 | 0.06 | Rear | 0 | 1 | 0 | 1:1 | | 5 | 0.042 | 1.045 | 0.044 | - |
| 1CC UL | 1 745 | 132322 | QPSK | I | Close | 20 | 17.5 | 17.16 | 0.11 | Rear | 0 | 50 | 49 | 1:1 | | 5 | 0.042 | 1.081 | 0.045 | - |
| 1CC UL | 1 770 | 132572 | QPSK | I | Close | 20 | 17.5 | 17.31 | 0.11 | Front | 0 | 1 | 0 | 1:1 | | 5 | 0.555 | 1.045 | 0.580 | - |
| 1CC UL | 1 745 | 132322 | QPSK | I | Close | 20 | 17.5 | 17.16 | 0.14 | Front | 0 | 50 | 49 | 1:1 | | 5 | 0.530 | 1.081 | 0.573 | - |
| 1CC UL | 1 770 | 132572 | QPSK | I | Close | 20 | 17.5 | 17.31 | 0.14 | Right | 0 | 1 | 0 | 1:1 | | 5 | 0.704 | 1.045 | 0.736 | - |
| 1CC UL | 1 745 | 132322 | QPSK | I | Close | 20 | 17.5 | 17.16 | 0.16 | Right | 0 | 50 | 49 | 1:1 | | 5 | 0.682 | 1.081 | 0.737 | - |
| 1CC UL | 1 770 | 132572 | QPSK | I | Close | 20 | 17.5 | 17.31 | 0.10 | Top | 0 | 1 | 0 | 1:1 | | 5 | 0.000 | 1.045 | 0.000 | - |
| 1CC UL | 1 745 | 132322 | QPSK | I | Close | 20 | 17.5 | 17.16 | -0.17 | Top | 0 | 50 | 49 | 1:1 | | 5 | 0.000 | 1.081 | 0.000 | - |
| 1CC UL | 1 770 | 132572 | QPSK | I | Close | 20 | 17.5 | 17.31 | -0.06 | Bottom | 0 | 1 | 0 | 1:1 | | 5 | 0.039 | 1.045 | 0.041 | - |
| 1CC UL | 1 770 | 132572 | QPSK | I | Close | 20 | 17.5 | 17.16 | -0.08 | Bottom | 0 | 50 | 49 | 1:1 | | 5 | 0.030 | 1.081 | 0.032 | - |
| 1CC UL | 1 745 | 132322 | QPSK | I | Close | 15 | 17.5 | 17.39 | 0.13 | Right | 0 | 1 | 0 | 1:1 | | 5 | 0.632 | 1.026 | 0.648 | - |
| 2CC UL (66B) | PCC 1 745 | 132322 | QPSK | I | Close | 15 | 17.5 | 17.05 | 0.12 | Right | 0 | 1 | 0 | 1:1 | | 5 | 0.576 | 1.109 | 0.639 | - |
| 2CC UL (66B) | SCC 1 735.7 | 132229 | QPSK | | | 5 | | | | | 0 | 1 | 24 | | | | | | | |
| 2CC UL (66C) | PCC 1 770 | 132572 | QPSK | I | Close | 20 | 17.5 | 16.07 | 0.02 | Right | 0 | 1 | 0 | 1:1 | | 5 | 0.654 | 1.390 | **0.909** | C15 |
| 2CC UL (66C) | SCC 1 750.2 | 132374 | QPSK | | | 20 | | | | | 0 | 1 | 99 | | | | | | | |
| ANSI/ IEEE C95.1 - 2005– Safety Limit<br>Spatial Peak<br>Uncontrolled Exposure/ General Population | | | | | | | | | | | Body<br>1.6 W/kg<br>Averaged over 1 gram | | | | | | | | | |

• Up-link Carrier Aggregation (66B)

•• Up-link Carrier Aggregation (66C)

## LTE FDD Band 71 Hotspot SAR

| Frequency | | Mode | Ant. | Form Factor | Band width | Tune-Up Limit | Meas. Power | Power Drift | Test Position | MPR | RB Size | RB offset | Duty Cycle | Ant. State | Distance | Meas. SAR | Scaling Factor | Scaled SAR | Plot No. |
|---|---|---|---|---|---|---|---|---|---|---|---|---|---|---|---|---|---|---|---|
| MHz | Ch. | | | | (MHz) | (dBm) | (dBm) | (dB) | | (dB) | | | | | (mm) | (W/kg) | | (W/kg) | |
| 680.5 | 133297 | QPSK | A | Open | 20 | 25.0 | 24.01 | 0.15 | Rear | 0 | 1 | 99 | 1:1 | | 10 | 0.307 | 1.256 | 0.386 | - |
| 680.5 | 133297 | QPSK | A | Open | 20 | 24.0 | 22.90 | 0.07 | Rear | 0 | 50 | 0 | 1:1 | | 10 | 0.233 | 1.288 | 0.300 | - |
| 680.5 | 133297 | QPSK | A | Open | 20 | 25.0 | 24.01 | 0.11 | Front | 0 | 1 | 99 | 1:1 | | 10 | 0.249 | 1.256 | 0.313 | - |
| 680.5 | 133297 | QPSK | A | Open | 20 | 24.0 | 22.90 | -0.07 | Front | 0 | 50 | 0 | 1:1 | | 10 | 0.193 | 1.288 | 0.249 | - |
| 680.5 | 133297 | QPSK | A | Open | 20 | 25.0 | 24.01 | -0.09 | Left | 0 | 1 | 99 | 1:1 | | 10 | 0.060 | 1.256 | 0.075 | - |
| 680.5 | 133297 | QPSK | A | Open | 20 | 24.0 | 22.90 | -0.15 | Left | 0 | 50 | 0 | 1:1 | | 10 | 0.053 | 1.288 | 0.068 | - |
| 680.5 | 133297 | QPSK | A | Open | 20 | 25.0 | 24.01 | 0.02 | Right | 0 | 1 | 99 | 1:1 | | 10 | 0.040 | 1.256 | 0.050 | - |
| 680.5 | 133297 | QPSK | A | Open | 20 | 24.0 | 22.90 | 0.02 | Right | 0 | 50 | 0 | 1:1 | | 10 | 0.049 | 1.288 | 0.063 | - |
| 680.5 | 133297 | QPSK | A | Open | 20 | 25.0 | 24.01 | 0.11 | Bottom | 0 | 1 | 99 | 1:1 | | 10 | 0.062 | 1.256 | 0.078 | - |
| 680.5 | 133297 | QPSK | A | Open | 20 | 24.0 | 22.90 | 0.16 | Bottom | 0 | 50 | 0 | 1:1 | | 10 | 0.056 | 1.288 | 0.072 | - |
| 680.5 | 133297 | QPSK | A | Close | 20 | 25.0 | 24.01 | -0.01 | Rear | 0 | 1 | 99 | 1:1 | | 5 | 0.580 | 1.256 | **0.728** | C16 |
| 680.5 | 133297 | QPSK | A | Close | 20 | 24.0 | 22.90 | -0.03 | Rear | 0 | 50 | 0 | 1:1 | | 5 | 0.489 | 1.288 | 0.630 | - |
| 680.5 | 133297 | QPSK | A | Close | 20 | 25.0 | 24.01 | -0.14 | Front | 0 | 1 | 99 | 1:1 | | 5 | 0.112 | 1.256 | 0.141 | - |
| 680.5 | 133297 | QPSK | A | Close | 20 | 24.0 | 22.90 | 0.07 | Front | 0 | 50 | 0 | 1:1 | | 5 | 0.076 | 1.288 | 0.098 | - |
| 680.5 | 133297 | QPSK | A | Close | 20 | 25.0 | 24.01 | 0.10 | Left | 0 | 1 | 99 | 1:1 | | 5 | 0.089 | 1.256 | 0.112 | - |
| 680.5 | 133297 | QPSK | A | Close | 20 | 24.0 | 22.90 | 0.10 | Left | 0 | 50 | 0 | 1:1 | | 5 | 0.070 | 1.288 | 0.091 | - |
| 680.5 | 133297 | QPSK | A | Close | 20 | 25.0 | 24.01 | -0.14 | Right | 0 | 1 | 99 | 1:1 | | 5 | 0.049 | 1.256 | 0.062 | - |
| 680.5 | 133297 | QPSK | A | Close | 20 | 24.0 | 22.90 | 0.12 | Right | 0 | 50 | 0 | 1:1 | | 5 | 0.047 | 1.288 | 0.061 | - |
| 680.5 | 133297 | QPSK | A | Close | 20 | 25.0 | 24.01 | 0.14 | Bottom | 0 | 1 | 99 | 1:1 | | 5 | 0.202 | 1.256 | 0.254 | - |
| 680.5 | 133297 | QPSK | A | Close | 20 | 24.0 | 22.90 | 0.19 | Bottom | 0 | 50 | 0 | 1:1 | | 5 | 0.176 | 1.288 | 0.227 | - |
| ANSI/ IEEE C95.1 - 2005– Safety Limit<br>Spatial Peak<br>Uncontrolled Exposure/ General Population | | | | | | | | | | Body<br>1.6 W/kg<br>Averaged over 1 gram | | | | | | | | | |



The report shall not be (partly) reproduced except in full without approval of the laboratory.

| NR FDD Band n7 Hotspot SAR | | | | | | | | | | | | | | | | | | | | |
|---|---|---|---|---|---|---|---|---|---|---|---|---|---|---|---|---|---|---|---|---|
| Frequency | | Mode | Ant. | Form Factor | Band width | Tune-Up Limit | Meas. Power | Power Drift | Test Position | MPR | RB Size | RB offset | Duty Cycle | Ant. State | Distance | Meas. SAR | Scaling Factor | Scaled SAR | Plot No. |
| MHz | Ch. | | | | (MHz) | (dBm) | (dBm) | (dB) | | (dB) | | | | | (mm) | (W/kg) | | (W/kg) | |
| 2 535 | 507000 | DFT-s OFDM QPSK | B | Open | 40 | 17.5 | 16.67 | -0.10 | Rear | 0 | 1 | 1 | 1:1 | | 10 | 0.224 | 1.211 | 0.271 | - |
| 2 535 | 507000 | DFT-s OFDM QPSK | B | Open | 40 | 17.5 | 16.68 | -0.10 | Rear | 0 | 108 | 54 | 1:1 | | 10 | 0.229 | 1.208 | 0.277 | - |
| 2 535 | 507000 | DFT-s OFDM QPSK | B | Open | 40 | 17.5 | 16.67 | 0.14 | Front | 0 | 1 | 1 | 1:1 | | 10 | 0.163 | 1.211 | 0.197 | - |
| 2 535 | 507000 | DFT-s OFDM QPSK | B | Open | 40 | 17.5 | 16.68 | 0.15 | Front | 0 | 108 | 54 | 1:1 | | 10 | 0.170 | 1.208 | 0.205 | - |
| 2 535 | 507000 | DFT-s OFDM QPSK | B | Open | 40 | 17.5 | 16.67 | 0.17 | Left | 0 | 1 | 1 | 1:1 | | 10 | 0.058 | 1.211 | 0.070 | - |
| 2 535 | 507000 | DFT-s OFDM QPSK | B | Open | 40 | 17.5 | 16.68 | -0.14 | Left | 0 | 108 | 54 | 1:1 | | 10 | 0.057 | 1.208 | 0.069 | - |
| 2 535 | 507000 | DFT-s OFDM QPSK | B | Open | 40 | 17.5 | 16.67 | 0.03 | Bottom | 0 | 1 | 1 | 1:1 | | 10 | 0.479 | 1.211 | 0.580 | - |
| 2 535 | 507000 | DFT-s OFDM QPSK | B | Open | 40 | 17.5 | 16.68 | 0.00 | Bottom | 0 | 108 | 54 | 1:1 | | 10 | 0.497 | 1.208 | 0.600 | - |
| 2 535 | 507000 | CP QPSK | B | Open | 40 | 17.5 | 16.80 | -0.10 | Bottom | 0 | 1 | 1 | 1:1 | | 10 | 0.491 | 1.175 | 0.577 | - |
| 2 535 | 507000 | DFT-s OFDM QPSK | B | Close | 40 | 17.5 | 16.67 | 0.00 | Rear | 0 | 1 | 1 | 1:1 | | 5 | 0.358 | 1.211 | 0.434 | - |
| 2 535 | 507000 | DFT-s OFDM QPSK | B | Close | 40 | 17.5 | 16.68 | 0.00 | Rear | 0 | 108 | 54 | 1:1 | | 5 | 0.412 | 1.208 | 0.498 | - |
| 2 535 | 507000 | DFT-s OFDM QPSK | B | Close | 40 | 17.5 | 16.67 | 0.10 | Front | 0 | 1 | 1 | 1:1 | | 5 | 0.063 | 1.211 | 0.076 | - |
| 2 535 | 507000 | DFT-s OFDM QPSK | B | Close | 40 | 17.5 | 16.68 | 0.11 | Front | 0 | 108 | 54 | 1:1 | | 5 | 0.072 | 1.208 | 0.087 | - |
| 2 535 | 507000 | DFT-s OFDM QPSK | B | Close | 40 | 17.5 | 16.67 | 0.13 | Left | 0 | 1 | 1 | 1:1 | | 5 | 0.361 | 1.211 | 0.437 | - |
| 2 535 | 507000 | DFT-s OFDM QPSK | B | Close | 40 | 17.5 | 16.68 | 0.13 | Left | 0 | 108 | 54 | 1:1 | | 5 | 0.311 | 1.208 | 0.376 | - |
| 2 535 | 507000 | DFT-s OFDM QPSK | B | Close | 40 | 17.5 | 16.67 | 0.19 | Bottom | 0 | 1 | 1 | 1:1 | | 5 | 0.730 | 1.211 | 0.884 | - |
| 2 535 | 507000 | DFT-s OFDM QPSK | B | Close | 40 | 17.5 | 16.68 | 0.17 | Bottom | 0 | 108 | 54 | 1:1 | | 5 | 0.750 | 1.208 | 0.906 | - |
| 2 535 | 507000 | DFT-s OFDM QPSK | B | Close | 40 | 17.5 | 16.57 | 0.17 | Bottom | 0 | 216 | 0 | 1:1 | | 5 | 0.740 | 1.239 | 0.917 | - |
| 2 535 | 507000 | CP QPSK | B | Close | 40 | 17.5 | 16.80 | 0.03 | Bottom | 0 | 1 | 1 | 1:1 | | 5 | 0.734 | 1.175 | 0.862 | - |
| 2 535 | 507000 | DFT-s OFDM QPSK | I | Open | 40 | 19.5 | 18.81 | 0.17 | Rear | 0 | 1 | 1 | 1:1 | | 10 | 0.270 | 1.172 | 0.316 | - |
| 2 535 | 507000 | DFT-s OFDM QPSK | I | Open | 40 | 19.5 | 18.91 | 0.17 | Rear | 0 | 108 | 54 | 1:1 | | 10 | 0.265 | 1.146 | 0.304 | - |
| 2 535 | 507000 | DFT-s OFDM QPSK | I | Open | 40 | 19.5 | 18.81 | -0.07 | Front | 0 | 1 | 1 | 1:1 | | 10 | 0.245 | 1.172 | 0.287 | - |
| 2 535 | 507000 | DFT-s OFDM QPSK | I | Open | 40 | 19.5 | 18.91 | -0.12 | Front | 0 | 108 | 54 | 1:1 | | 10 | 0.230 | 1.146 | 0.264 | - |
| 2 535 | 507000 | DFT-s OFDM QPSK | I | Open | 40 | 19.5 | 18.81 | -0.13 | Right | 0 | 1 | 1 | 1:1 | | 10 | 0.358 | 1.172 | 0.420 | - |
| 2 535 | 507000 | DFT-s OFDM QPSK | I | Open | 40 | 19.5 | 18.91 | -0.10 | Right | 0 | 108 | 54 | 1:1 | | 10 | 0.375 | 1.146 | 0.430 | - |
| 2 535 | 507000 | DFT-s OFDM QPSK | I | Open | 40 | 19.5 | 18.81 | 0.08 | Bottom | 0 | 1 | 1 | 1:1 | | 10 | 0.083 | 1.172 | 0.097 | - |
| 2 535 | 507000 | DFT-s OFDM QPSK | I | Open | 40 | 19.5 | 18.91 | 0.15 | Bottom | 0 | 108 | 54 | 1:1 | | 10 | 0.098 | 1.146 | 0.112 | - |
| 2 535 | 507000 | CP QPSK | I | Open | 40 | 19.5 | 18.89 | -0.16 | Right | 0 | 1 | 1 | 1:1 | | 10 | 0.346 | 1.151 | 0.398 | - |
| 2 535 | 507000 | DFT-s OFDM QPSK | I | Close | 40 | 19.5 | 18.81 | 0.16 | Rear | 0 | 1 | 1 | 1:1 | | 5 | 0.216 | 1.172 | 0.253 | - |
| 2 535 | 507000 | DFT-s OFDM QPSK | I | Close | 40 | 19.5 | 18.91 | 0.15 | Rear | 0 | 108 | 54 | 1:1 | | 5 | 0.239 | 1.146 | 0.274 | - |
| 2 535 | 507000 | DFT-s OFDM QPSK | I | Close | 40 | 19.5 | 18.81 | -0.17 | Front | 0 | 1 | 1 | 1:1 | | 5 | 0.684 | 1.172 | 0.802 | - |
| 2 535 | 507000 | DFT-s OFDM QPSK | I | Close | 40 | 19.5 | 18.91 | -0.11 | Front | 0 | 108 | 54 | 1:1 | | 5 | 0.702 | 1.146 | 0.804 | - |
| 2 535 | 507000 | DFT-s OFDM QPSK | I | Close | 40 | 19.5 | 18.95 | -0.14 | Front | 0 | 216 | 0 | 1:1 | | 5 | 0.709 | 1.135 | 0.805 | - |
| 2 535 | 507000 | DFT-s OFDM QPSK | I | Close | 40 | 19.5 | 18.81 | -0.07 | Right | 0 | 1 | 1 | 1:1 | | 5 | 0.815 | 1.172 | **0.955** | C17 |
| 2 535 | 507000 | DFT-s OFDM QPSK | I | Close | 40 | 19.5 | 18.91 | -0.11 | Right | 0 | 108 | 54 | 1:1 | | 5 | 0.827 | 1.146 | 0.948 | - |
| 2 535 | 507000 | DFT-s OFDM QPSK | I | Close | 40 | 19.5 | 18.95 | -0.16 | Right | 0 | 216 | 0 | 1:1 | | 5 | 0.754 | 1.135 | 0.856 | - |
| 2 535 | 507000 | DFT-s OFDM QPSK | I | Close | 40 | 19.5 | 18.81 | -0.03 | Top | 0 | 1 | 1 | 1:1 | | 5 | 0.046 | 1.172 | 0.054 | - |
| 2 535 | 507000 | DFT-s OFDM QPSK | I | Close | 40 | 19.5 | 18.91 | 0.11 | Top | 0 | 108 | 54 | 1:1 | | 5 | 0.051 | 1.146 | 0.058 | - |
| 2 535 | 507000 | DFT-s OFDM QPSK | I | Close | 40 | 19.5 | 18.81 | -0.16 | Bottom | 0 | 1 | 1 | 1:1 | | 5 | 0.110 | 1.172 | 0.129 | - |
| 2 535 | 507000 | DFT-s OFDM QPSK | I | Close | 40 | 19.5 | 18.91 | -0.15 | Bottom | 0 | 108 | 54 | 1:1 | | 5 | 0.130 | 1.146 | 0.149 | - |
| 2 535 | 507000 | CP QPSK | I | Close | 40 | 19.5 | 18.89 | 0.14 | Right | 0 | 1 | 1 | 1:1 | | 5 | 0.783 | 1.151 | 0.901 | - |
| 2 535 | 507000 | DFT-s OFDM QPSK | I | Close | 40 | 19.5 | 18.91 | -0.05 | Right | 0 | 108 | 54 | 1:1 | | 5 | 0.793 | 1.146 | 0.909 | # |
| ANSI/ IEEE C95.1 - 2005– Safety Limit<br>Spatial Peak<br>Uncontrolled Exposure/ General Population | | | | | | | | | Body<br>1.6 W/kg<br>Averaged over 1 gram | | | | | | | | | | |

Note: # Data entry indicate Variability measurement.



The report shall not be (partly) reproduced except in full without approval of the laboratory.

| NR FDD Band n12 Hotspot SAR | | | | | | | | | | | | | | | | | | | | |
|---|---|---|---|---|---|---|---|---|---|---|---|---|---|---|---|---|---|---|---|---|
| Frequency | | Mode | Ant. | Form Factor | Band width | Tune-Up Limit | Meas. Power | Power Drift | Test Position | MPR | RB Size | RB offset | Duty Cycle | Ant. State | Distance | Meas. SAR | Scaling Factor | Scaled SAR | Plot No. |
| MHz | Ch. | | | | (MHz) | (dBm) | (dBm) | (dB) | | (dB) | | | | | (mm) | (W/kg) | | (W/kg) | |
| 707.5 | 141500 | DFT-s OFDM QPSK | A | Open | 15 | 23.0 | 22.36 | -0.08 | Rear | 0 | 1 | 1 | 1:1 | | 10 | 0.280 | 1.159 | 0.325 | - |
| 707.5 | 141500 | DFT-s OFDM QPSK | A | Open | 15 | 23.0 | 22.28 | 0.04 | Rear | 0 | 36 | 22 | 1:1 | | 10 | 0.282 | 1.180 | 0.333 | - |
| 707.5 | 141500 | DFT-s OFDM QPSK | A | Open | 15 | 23.0 | 22.36 | 0.01 | Front | 0 | 1 | 1 | 1:1 | | 10 | 0.191 | 1.159 | 0.221 | - |
| 707.5 | 141500 | DFT-s OFDM QPSK | A | Open | 15 | 23.0 | 22.28 | -0.01 | Front | 0 | 36 | 22 | 1:1 | | 10 | 0.190 | 1.180 | 0.224 | - |
| 707.5 | 141500 | DFT-s OFDM QPSK | A | Open | 15 | 23.0 | 22.36 | 0.04 | Left | 0 | 1 | 1 | 1:1 | | 10 | 0.166 | 1.159 | 0.192 | - |
| 707.5 | 141500 | DFT-s OFDM QPSK | A | Open | 15 | 23.0 | 22.28 | 0.11 | Left | 0 | 36 | 22 | 1:1 | | 10 | 0.181 | 1.180 | 0.214 | - |
| 707.5 | 141500 | DFT-s OFDM QPSK | A | Open | 15 | 23.0 | 22.36 | 0.11 | Right | 0 | 1 | 1 | 1:1 | | 10 | 0.236 | 1.159 | 0.274 | - |
| 707.5 | 141500 | DFT-s OFDM QPSK | A | Open | 15 | 23.0 | 22.28 | 0.18 | Right | 0 | 36 | 22 | 1:1 | | 10 | 0.243 | 1.180 | 0.287 | - |
| 707.5 | 141500 | DFT-s OFDM QPSK | A | Open | 15 | 23.0 | 22.36 | 0.11 | Bottom | 0 | 1 | 1 | 1:1 | | 10 | 0.068 | 1.159 | 0.079 | - |
| 707.5 | 141500 | DFT-s OFDM QPSK | A | Open | 15 | 23.0 | 22.28 | 0.14 | Bottom | 0 | 36 | 22 | 1:1 | | 10 | 0.068 | 1.180 | 0.080 | - |
| 707.5 | 141500 | CP QPSK | A | Open | 15 | 22.5 | 22.38 | -0.00 | Rear | 0.5 | 1 | 1 | 1:1 | | 10 | 0.162 | 1.028 | 0.167 | - |
| 707.5 | 141500 | DFT-s OFDM QPSK | A | Close | 15 | 23.0 | 22.36 | -0.19 | Rear | 0 | 1 | 1 | 1:1 | | 5 | 0.564 | 1.159 | 0.654 | - |
| 707.5 | 141500 | DFT-s OFDM QPSK | A | Close | 15 | 23.0 | 22.28 | -0.18 | Rear | 0 | 36 | 22 | 1:1 | | 5 | 0.559 | 1.180 | 0.660 | C18 |
| 707.5 | 141500 | DFT-s OFDM QPSK | A | Close | 15 | 23.0 | 22.36 | 0.13 | Front | 0 | 1 | 1 | 1:1 | | 5 | 0.138 | 1.159 | 0.160 | - |
| 707.5 | 141500 | DFT-s OFDM QPSK | A | Close | 15 | 23.0 | 22.28 | 0.18 | Front | 0 | 36 | 22 | 1:1 | | 5 | 0.156 | 1.180 | 0.184 | - |
| 707.5 | 141500 | DFT-s OFDM QPSK | A | Close | 15 | 23.0 | 22.36 | 0.19 | Left | 0 | 1 | 1 | 1:1 | | 5 | 0.147 | 1.159 | 0.170 | - |
| 707.5 | 141500 | DFT-s OFDM QPSK | A | Close | 15 | 23.0 | 22.28 | 0.15 | Left | 0 | 36 | 22 | 1:1 | | 5 | 0.145 | 1.180 | 0.171 | - |
| 707.5 | 141500 | DFT-s OFDM QPSK | A | Close | 15 | 23.0 | 22.36 | -0.11 | Right | 0 | 1 | 1 | 1:1 | | 5 | 0.063 | 1.159 | 0.073 | - |
| 707.5 | 141500 | DFT-s OFDM QPSK | A | Close | 15 | 23.0 | 22.28 | -0.11 | Right | 0 | 36 | 22 | 1:1 | | 5 | 0.056 | 1.180 | 0.066 | - |
| 707.5 | 141500 | DFT-s OFDM QPSK | A | Close | 15 | 23.0 | 22.36 | 0.10 | Bottom | 0 | 1 | 1 | 1:1 | | 5 | 0.230 | 1.159 | 0.267 | - |
| 707.5 | 141500 | DFT-s OFDM QPSK | A | Close | 15 | 23.0 | 22.28 | 0.16 | Bottom | 0 | 36 | 22 | 1:1 | | 5 | 0.201 | 1.180 | 0.237 | - |
| 707.5 | 141500 | CP QPSK | A | Close | 15 | 22.5 | 22.38 | -0.11 | Rear | 0.5 | 1 | 1 | 1:1 | | 5 | 0.433 | 1.028 | 0.445 | - |
| ANSI/ IEEE C95.1 - 2005– Safety Limit<br>Spatial Peak<br>Uncontrolled Exposure/ General Population | | | | | | | | | Body<br>1.6 W/kg<br>Averaged over 1 gram | | | | | | | | | | |



The report shall not be (partly) reproduced except in full without approval of the laboratory.

| NR FDD Band n25 Body Hotspot SAR | | | | | | | | | | | | | | | | | | | | |
|---|---|---|---|---|---|---|---|---|---|---|---|---|---|---|---|---|---|---|---|---|
| Frequency | | Mode | Ant. | Form Factor | Band width | Tune-Up Limit | Meas. Power | Power Drift | Test Position | MPR | RB Size | RB offset | Duty Cycle | Ant. State | Distance | Meas. SAR | Scaling Factor | Scaled SAR | Plot No. |
| MHz | Ch. | | | | (MHz) | (dBm) | (dBm) | (dB) | | (dB) | | | | | (mm) | (W/kg) | | (W/kg) | |
| 1 882.5 | 376500 | DFT-s OFDM QPSK | A | Open | 40 | 16.3 | 16.15 | -0.14 | Rear | 0 | 1 | 214 | 1:1 | | 10 | 0.323 | 1.035 | 0.334 | - |
| 1 882.5 | 376500 | DFT-s OFDM QPSK | A | Open | 40 | 16.3 | 16.16 | -0.13 | Rear | 0 | 108 | 54 | 1:1 | | 10 | 0.311 | 1.033 | 0.321 | - |
| 1 882.5 | 376500 | DFT-s OFDM QPSK | A | Open | 40 | 16.3 | 16.15 | 0.19 | Front | 0 | 1 | 214 | 1:1 | | 10 | 0.200 | 1.035 | 0.207 | - |
| 1 882.5 | 376500 | DFT-s OFDM QPSK | A | Open | 40 | 16.3 | 16.16 | -0.05 | Front | 0 | 108 | 54 | 1:1 | | 10 | 0.201 | 1.033 | 0.208 | - |
| 1 882.5 | 376500 | DFT-s OFDM QPSK | A | Open | 40 | 16.3 | 16.15 | 0.11 | Left | 0 | 1 | 214 | 1:1 | | 10 | 0.044 | 1.035 | 0.046 | - |
| 1 882.5 | 376500 | DFT-s OFDM QPSK | A | Open | 40 | 16.3 | 16.16 | -0.16 | Left | 0 | 108 | 54 | 1:1 | | 10 | 0.046 | 1.033 | 0.048 | - |
| 1 882.5 | 376500 | DFT-s OFDM QPSK | A | Open | 40 | 16.3 | 16.15 | -0.15 | Right | 0 | 1 | 214 | 1:1 | | 10 | 0.015 | 1.035 | 0.016 | - |
| 1 882.5 | 376500 | DFT-s OFDM QPSK | A | Open | 40 | 16.3 | 16.16 | 0.17 | Right | 0 | 108 | 54 | 1:1 | | 10 | 0.017 | 1.033 | 0.018 | - |
| 1 882.5 | 376500 | DFT-s OFDM QPSK | A | Open | 40 | 16.3 | 16.15 | 0.18 | Bottom | 0 | 1 | 214 | 1:1 | | 10 | 0.474 | 1.035 | 0.491 | - |
| 1 882.5 | 376500 | DFT-s OFDM QPSK | A | Open | 40 | 16.3 | 16.16 | 0.10 | Bottom | 0 | 108 | 54 | 1:1 | | 10 | 0.453 | 1.033 | 0.468 | - |
| 1 882.5 | 376500 | CP QPSK | A | Open | 40 | 16.3 | 16.21 | 0.15 | Bottom | 0 | 1 | 1 | 1:1 | | 10 | 0.428 | 1.021 | 0.437 | - |
| 1 882.5 | 376500 | DFT-s OFDM QPSK | A | Close | 40 | 16.3 | 16.15 | -0.15 | Rear | 0 | 1 | 214 | 1:1 | | 5 | 0.458 | 1.035 | 0.474 | - |
| 1 882.5 | 376500 | DFT-s OFDM QPSK | A | Close | 40 | 16.3 | 16.16 | -0.16 | Rear | 0 | 108 | 54 | 1:1 | | 5 | 0.480 | 1.033 | 0.496 | - |
| 1 882.5 | 376500 | DFT-s OFDM QPSK | A | Close | 40 | 16.3 | 16.15 | 0.00 | Front | 0 | 1 | 214 | 1:1 | | 5 | 0.128 | 1.035 | 0.132 | - |
| 1 882.5 | 376500 | DFT-s OFDM QPSK | A | Close | 40 | 16.3 | 16.16 | 0.00 | Front | 0 | 108 | 54 | 1:1 | | 5 | 0.065 | 1.033 | 0.067 | - |
| 1 882.5 | 376500 | DFT-s OFDM QPSK | A | Close | 40 | 16.3 | 16.15 | 0.13 | Left | 0 | 1 | 214 | 1:1 | | 5 | 0.038 | 1.035 | 0.039 | - |
| 1 882.5 | 376500 | DFT-s OFDM QPSK | A | Close | 40 | 16.3 | 16.16 | 0.14 | Left | 0 | 108 | 54 | 1:1 | | 5 | 0.038 | 1.033 | 0.039 | - |
| 1 882.5 | 376500 | DFT-s OFDM QPSK | A | Close | 40 | 16.3 | 16.15 | 0.11 | Right | 0 | 1 | 214 | 1:1 | | 5 | 0.014 | 1.035 | 0.014 | - |
| 1 882.5 | 376500 | DFT-s OFDM QPSK | A | Close | 40 | 16.3 | 16.16 | -0.08 | Right | 0 | 108 | 54 | 1:1 | | 5 | 0.017 | 1.033 | 0.018 | - |
| 1 882.5 | 376500 | DFT-s OFDM QPSK | A | Close | 40 | 16.3 | 16.15 | 0.17 | Bottom | 0 | 1 | 214 | 1:1 | | 5 | 0.676 | 1.035 | 0.700 | - |
| 1 882.5 | 376500 | DFT-s OFDM QPSK | A | Close | 40 | 16.3 | 16.16 | 0.13 | Bottom | 0 | 108 | 54 | 1:1 | | 5 | 0.717 | 1.033 | 0.741 | - |
| 1 882.5 | 376500 | CP QPSK | A | Close | 40 | 16.3 | 16.21 | 0.01 | Bottom | 0 | 1 | 1 | 1:1 | | 5 | 0.619 | 1.021 | 0.632 | - |
| 1 882.5 | 376500 | DFT-s OFDM QPSK | I | Open | 40 | 17.0 | 16.37 | 0.17 | Rear | 0 | 1 | 1 | 1:1 | | 10 | 0.159 | 1.156 | 0.184 | - |
| 1 882.5 | 376500 | DFT-s OFDM QPSK | I | Open | 40 | 17.0 | 16.31 | 0.13 | Rear | 0 | 108 | 0 | 1:1 | | 10 | 0.161 | 1.172 | 0.189 | - |
| 1 882.5 | 376500 | DFT-s OFDM QPSK | I | Open | 40 | 17.0 | 16.37 | 0.18 | Front | 0 | 1 | 1 | 1:1 | | 10 | 0.122 | 1.156 | 0.141 | - |
| 1 882.5 | 376500 | DFT-s OFDM QPSK | I | Open | 40 | 17.0 | 16.31 | 0.14 | Front | 0 | 108 | 0 | 1:1 | | 10 | 0.122 | 1.172 | 0.143 | - |
| 1 882.5 | 376500 | DFT-s OFDM QPSK | I | Open | 40 | 17.0 | 16.37 | 0.14 | Right | 0 | 1 | 1 | 1:1 | | 10 | 0.333 | 1.156 | 0.385 | - |
| 1 882.5 | 376500 | DFT-s OFDM QPSK | I | Open | 40 | 17.0 | 16.31 | 0.19 | Right | 0 | 108 | 0 | 1:1 | | 10 | 0.339 | 1.172 | 0.397 | - |
| 1 882.5 | 376500 | DFT-s OFDM QPSK | I | Open | 40 | 17.0 | 16.37 | -0.15 | Top | 0 | 1 | 1 | 1:1 | | 10 | 0.034 | 1.156 | 0.039 | - |
| 1 882.5 | 376500 | DFT-s OFDM QPSK | I | Open | 40 | 17.0 | 16.31 | 0.07 | Top | 0 | 108 | 0 | 1:1 | | 10 | 0.031 | 1.172 | 0.036 | - |
| 1 882.5 | 376500 | CP QPSK | I | Open | 40 | 17.0 | 16.55 | 0.19 | Right | 0 | 1 | 1 | 1:1 | | 10 | 0.338 | 1.109 | 0.375 | - |
| 1 882.5 | 376500 | DFT-s OFDM QPSK | I | Close | 40 | 17.0 | 16.37 | -0.14 | Rear | 0 | 1 | 1 | 1:1 | | 5 | 0.033 | 1.156 | 0.038 | - |
| 1 882.5 | 376500 | DFT-s OFDM QPSK | I | Close | 40 | 17.0 | 16.31 | 0.18 | Rear | 0 | 108 | 0 | 1:1 | | 5 | 0.034 | 1.172 | 0.040 | - |
| 1 882.5 | 376500 | DFT-s OFDM QPSK | I | Close | 40 | 17.0 | 16.37 | 0.17 | Front | 0 | 1 | 1 | 1:1 | | 5 | 0.463 | 1.156 | 0.535 | - |
| 1 882.5 | 376500 | DFT-s OFDM QPSK | I | Close | 40 | 17.0 | 16.31 | -0.19 | Front | 0 | 108 | 0 | 1:1 | | 5 | 0.452 | 1.172 | 0.530 | - |
| 1 882.5 | 376500 | DFT-s OFDM QPSK | I | Close | 40 | 17.0 | 16.37 | 0.02 | Right | 0 | 1 | 1 | 1:1 | | 5 | 0.897 | 1.156 | **1.037** | C19 |
| 1 882.5 | 376500 | DFT-s OFDM QPSK | I | Close | 40 | 17.0 | 16.31 | 0.18 | Right | 0 | 108 | 0 | 1:1 | | 5 | 0.873 | 1.172 | 1.023 | - |
| 1 882.5 | 376500 | DFT-s OFDM QPSK | I | Close | 40 | 17.0 | 16.18 | 0.18 | Right | 0 | 216 | 0 | 1:1 | | 5 | 0.820 | 1.208 | 0.991 | - |
| 1 882.5 | 376500 | DFT-s OFDM QPSK | I | Close | 40 | 17.0 | 16.37 | 0.14 | Top | 0 | 1 | 1 | 1:1 | | 5 | 0.0083 | 1.156 | 0.010 | - |
| 1 882.5 | 376500 | DFT-s OFDM QPSK | I | Close | 40 | 17.0 | 16.31 | 0.19 | Top | 0 | 108 | 0 | 1:1 | | 5 | 0.00888 | 1.172 | 0.010 | - |
| 1 882.5 | 376500 | DFT-s OFDM QPSK | I | Close | 40 | 17.0 | 16.37 | 0.13 | Bottom | 0 | 1 | 1 | 1:1 | | 5 | 0.039 | 1.156 | 0.045 | - |
| 1 882.5 | 376500 | DFT-s OFDM QPSK | I | Close | 40 | 17.0 | 16.31 | 0.11 | Bottom | 0 | 108 | 0 | 1:1 | | 5 | 0.035 | 1.172 | 0.041 | - |
| 1 882.5 | 376500 | CP QPSK | I | Close | 40 | 17.0 | 16.55 | 0.16 | Right | 0 | 1 | 1 | 1:1 | | 5 | 0.829 | 1.109 | 0.919 | - |
| 1 882.5 | 376500 | DFT-s OFDM QPSK | I | Close | 40 | 17.0 | 16.37 | 0.13 | Right | 0 | 1 | 1 | 1:1 | | 5 | 0.807 | 1.156 | 0.933 | # |
| ANSI/ IEEE C95.1 - 2005– Safety Limit<br>Spatial Peak<br>Uncontrolled Exposure/ General Population | | | | | | | | | Body<br>1.6 W/kg<br>Averaged over 1 gram | | | | | | | | | | |

Note: # Data entry indicate Variability measurement.



The report shall not be (partly) reproduced except in full without approval of the laboratory.

| NR FDD Band n26 (Cell) Hotspot SAR | | | | | | | | | | | | | | | | | | | |
|---|---|---|---|---|---|---|---|---|---|---|---|---|---|---|---|---|---|---|---|
| Frequency | | Mode | Ant. | Form Factor | Band width | Tune-Up Limit | Meas. Power | Power Drift | Test Position | MPR | RB Size | RB offset | Duty Cycle | Ant. State | Distance | Meas. SAR | Scaling Factor | Scaled SAR | Plot No. |
| MHz | Ch. | | | | (MHz) | (dBm) | (dBm) | (dB) | | (dB) | | | | | (mm) | (W/kg) | | (W/kg) | |
| 831.5 | 166300 | DFT-s OFDM QPSK | A | Open | 20 | 23.5 | 22.81 | -0.01 | Rear | 0 | 1 | 53 | 1:1 | | 10 | 0.320 | 1.172 | 0.375 | - |
| 831.5 | 166300 | DFT-s OFDM QPSK | A | Open | 20 | 23.5 | 22.80 | -0.17 | Rear | 0 | 50 | 28 | 1:1 | | 10 | 0.196 | 1.175 | 0.230 | - |
| 831.5 | 166300 | DFT-s OFDM QPSK | A | Open | 20 | 23.5 | 22.81 | 0.17 | Front | 0 | 1 | 53 | 1:1 | | 10 | 0.089 | 1.172 | 0.104 | - |
| 831.5 | 166300 | DFT-s OFDM QPSK | A | Open | 20 | 23.5 | 22.80 | 0.17 | Front | 0 | 50 | 28 | 1:1 | | 10 | 0.213 | 1.175 | 0.250 | - |
| 831.5 | 166300 | DFT-s OFDM QPSK | A | Open | 20 | 23.5 | 22.81 | 0.18 | Left | 0 | 1 | 53 | 1:1 | | 10 | 0.167 | 1.172 | 0.196 | - |
| 831.5 | 166300 | DFT-s OFDM QPSK | A | Open | 20 | 23.5 | 22.80 | 0.17 | Left | 0 | 50 | 28 | 1:1 | | 10 | 0.167 | 1.175 | 0.196 | - |
| 831.5 | 166300 | DFT-s OFDM QPSK | A | Open | 20 | 23.5 | 22.81 | 0.03 | Right | 0 | 1 | 53 | 1:1 | | 10 | 0.256 | 1.172 | 0.300 | - |
| 831.5 | 166300 | DFT-s OFDM QPSK | A | Open | 20 | 23.5 | 22.80 | 0.11 | Right | 0 | 50 | 28 | 1:1 | | 10 | 0.258 | 1.175 | 0.303 | - |
| 831.5 | 166300 | DFT-s OFDM QPSK | A | Open | 20 | 23.5 | 22.81 | 0.18 | Bottom | 0 | 1 | 53 | 1:1 | | 10 | 0.089 | 1.172 | 0.104 | - |
| 831.5 | 166300 | DFT-s OFDM QPSK | A | Open | 20 | 23.5 | 22.80 | 0.15 | Bottom | 0 | 50 | 28 | 1:1 | | 10 | 0.092 | 1.175 | 0.108 | - |
| 831.5 | 166300 | CP QPSK | A | Open | 20 | 23.0 | 21.98 | 0.09 | Rear | 0.5 | 1 | 1 | 1:1 | | 10 | 0.302 | 1.265 | 0.382 | - |
| 831.5 | 166300 | DFT-s OFDM QPSK | A | Close | 20 | 23.5 | 22.81 | 0.03 | Rear | 0 | 1 | 53 | 1:1 | | 5 | 0.522 | 1.172 | 0.612 | - |
| 831.5 | 166300 | DFT-s OFDM QPSK | A | Close | 20 | 23.5 | 22.80 | -0.18 | Rear | 0 | 50 | 28 | 1:1 | | 5 | 0.536 | 1.175 | 0.630 | - |
| 831.5 | 166300 | DFT-s OFDM QPSK | A | Close | 20 | 23.5 | 22.81 | 0.14 | Front | 0 | 1 | 53 | 1:1 | | 5 | 0.067 | 1.172 | 0.079 | - |
| 831.5 | 166300 | DFT-s OFDM QPSK | A | Close | 20 | 23.5 | 22.80 | 0.16 | Front | 0 | 50 | 28 | 1:1 | | 5 | 0.069 | 1.175 | 0.081 | - |
| 831.5 | 166300 | DFT-s OFDM QPSK | A | Close | 20 | 23.5 | 22.81 | -0.03 | Left | 0 | 1 | 53 | 1:1 | | 5 | 0.164 | 1.172 | 0.192 | - |
| 831.5 | 166300 | DFT-s OFDM QPSK | A | Close | 20 | 23.5 | 22.80 | 0.05 | Left | 0 | 50 | 28 | 1:1 | | 5 | 0.166 | 1.175 | 0.195 | - |
| 831.5 | 166300 | DFT-s OFDM QPSK | A | Close | 20 | 23.5 | 22.81 | -0.18 | Right | 0 | 1 | 53 | 1:1 | | 5 | 0.095 | 1.172 | 0.111 | - |
| 831.5 | 166300 | DFT-s OFDM QPSK | A | Close | 20 | 23.5 | 22.80 | 0.09 | Right | 0 | 50 | 28 | 1:1 | | 5 | 0.095 | 1.175 | 0.112 | - |
| 831.5 | 166300 | DFT-s OFDM QPSK | A | Close | 20 | 23.5 | 22.81 | 0.05 | Bottom | 0 | 1 | 53 | 1:1 | | 5 | 0.237 | 1.172 | 0.278 | - |
| 831.5 | 166300 | DFT-s OFDM QPSK | A | Close | 20 | 23.5 | 22.80 | 0.14 | Bottom | 0 | 50 | 28 | 1:1 | | 5 | 0.248 | 1.175 | 0.291 | - |
| 831.5 | 166300 | CP QPSK | A | Close | 20 | 23.0 | 21.98 | -0.02 | Rear | 0.5 | 1 | 1 | 1:1 | | 5 | 0.543 | 1.265 | **0.687** | C20 |
| ANSI/ IEEE C95.1 - 2005– Safety Limit<br>Spatial Peak<br>Uncontrolled Exposure/ General Population | | | | | | | | | Body<br>1.6 W/kg<br>Averaged over 1 gram | | | | | | | | | | |



The report shall not be (partly) reproduced except in full without approval of the laboratory.

| NR FDD Band n30 Hotspot SAR | | | | | | | | | | | | | | | | | | | | |
|---|---|---|---|---|---|---|---|---|---|---|---|---|---|---|---|---|---|---|---|---|
| Frequency | | Mode | Ant. | Form Factor | Band width | Tune-Up Limit | Meas. Power | Power Drift | Test Position | MPR | RB Size | RB offset | Duty Cycle | Ant. State | Distance | Meas. SAR | Scaling Factor | Scaled SAR | Plot No. |
| MHz | Ch. | | | | (MHz) | (dBm) | (dBm) | (dB) | | (dB) | | | | | (mm) | (W/kg) | | (W/kg) | |
| 2 310 | 462000 | DFT-s OFDM QPSK | B | Open | 10 | 15.0 | 14.17 | 0.10 | Rear | 0 | 1 | 50 | 1:1 | | 10 | 0.176 | 1.211 | 0.213 | - |
| 2 310 | 462000 | DFT-s OFDM QPSK | B | Open | 10 | 15.0 | 14.14 | 0.15 | Rear | 0 | 25 | 0 | 1:1 | | 10 | 0.180 | 1.219 | 0.219 | - |
| 2 310 | 462000 | DFT-s OFDM QPSK | B | Open | 10 | 15.0 | 14.17 | -0.15 | Front | 0 | 1 | 50 | 1:1 | | 10 | 0.139 | 1.211 | 0.168 | - |
| 2 310 | 462000 | DFT-s OFDM QPSK | B | Open | 10 | 15.0 | 14.14 | 0.12 | Front | 0 | 25 | 0 | 1:1 | | 10 | 0.140 | 1.219 | 0.171 | - |
| 2 310 | 462000 | DFT-s OFDM QPSK | B | Open | 10 | 15.0 | 14.17 | -0.13 | Left | 0 | 1 | 50 | 1:1 | | 10 | 0.032 | 1.211 | 0.039 | - |
| 2 310 | 462000 | DFT-s OFDM QPSK | B | Open | 10 | 15.0 | 14.14 | 0.17 | Left | 0 | 25 | 0 | 1:1 | | 10 | 0.033 | 1.219 | 0.040 | - |
| 2 310 | 462000 | DFT-s OFDM QPSK | B | Open | 10 | 15.0 | 14.17 | -0.19 | Bottom | 0 | 1 | 50 | 1:1 | | 10 | 0.337 | 1.211 | 0.408 | - |
| 2 310 | 462000 | DFT-s OFDM QPSK | B | Open | 10 | 15.0 | 14.14 | -0.04 | Bottom | 0 | 25 | 0 | 1:1 | | 10 | 0.368 | 1.219 | 0.449 | - |
| 2 310 | 462000 | CP QPSK | B | Open | 10 | 15.0 | 14.30 | -0.18 | Bottom | 0 | 1 | 1 | 1:1 | | 10 | 0.305 | 1.175 | 0.358 | - |
| 2 310 | 462000 | DFT-s OFDM QPSK | B | Close | 10 | 15.0 | 14.17 | 0.00 | Rear | 0 | 1 | 50 | 1:1 | | 5 | 0.262 | 1.211 | 0.317 | - |
| 2 310 | 462000 | DFT-s OFDM QPSK | B | Close | 10 | 15.0 | 14.14 | 0.00 | Rear | 0 | 25 | 0 | 1:1 | | 5 | 0.259 | 1.219 | 0.316 | - |
| 2 310 | 462000 | DFT-s OFDM QPSK | B | Close | 10 | 15.0 | 14.17 | 0.00 | Front | 0 | 1 | 50 | 1:1 | | 5 | 0.023 | 1.211 | 0.028 | - |
| 2 310 | 462000 | DFT-s OFDM QPSK | B | Close | 10 | 15.0 | 14.14 | 0.00 | Front | 0 | 25 | 0 | 1:1 | | 5 | 0.021 | 1.219 | 0.026 | - |
| 2 310 | 462000 | DFT-s OFDM QPSK | B | Close | 10 | 15.0 | 14.17 | 0.11 | Left | 0 | 1 | 50 | 1:1 | | 5 | 0.172 | 1.211 | 0.208 | - |
| 2 310 | 462000 | DFT-s OFDM QPSK | B | Close | 10 | 15.0 | 14.14 | 0.19 | Left | 0 | 25 | 0 | 1:1 | | 5 | 0.181 | 1.219 | 0.221 | - |
| 2 310 | 462000 | DFT-s OFDM QPSK | B | Close | 10 | 15.0 | 14.17 | 0.12 | Bottom | 0 | 1 | 50 | 1:1 | | 5 | 0.657 | 1.211 | 0.796 | - |
| 2 310 | 462000 | DFT-s OFDM QPSK | B | Close | 10 | 15.0 | 14.14 | 0.12 | Bottom | 0 | 25 | 0 | 1:1 | | 5 | 0.663 | 1.219 | 0.808 | - |
| 2 310 | 462000 | DFT-s OFDM QPSK | B | Close | 10 | 15.0 | 14.13 | 0.14 | Bottom | 0 | 50 | 0 | 1:1 | | 5 | 0.588 | 1.222 | 0.719 | - |
| 2 310 | 462000 | CP QPSK | B | Close | 10 | 15.0 | 14.30 | 0.13 | Bottom | 0 | 1 | 1 | 1:1 | | 5 | 0.635 | 1.175 | 0.746 | - |
| 2 310 | 462000 | DFT-s OFDM QPSK | I | Open | 10 | 18.5 | 17.84 | 0.10 | Rear | 0 | 1 | 1 | 1:1 | | 10 | 0.282 | 1.164 | 0.328 | - |
| 2 310 | 462000 | DFT-s OFDM QPSK | I | Open | 10 | 18.5 | 17.80 | 0.19 | Rear | 0 | 25 | 0 | 1:1 | | 10 | 0.279 | 1.175 | 0.328 | - |
| 2 310 | 462000 | DFT-s OFDM QPSK | I | Open | 10 | 18.5 | 17.84 | 0.16 | Front | 0 | 1 | 1 | 1:1 | | 10 | 0.235 | 1.164 | 0.274 | - |
| 2 310 | 462000 | DFT-s OFDM QPSK | I | Open | 10 | 18.5 | 17.80 | 0.13 | Front | 0 | 25 | 0 | 1:1 | | 10 | 0.227 | 1.175 | 0.267 | - |
| 2 310 | 462000 | DFT-s OFDM QPSK | I | Open | 10 | 18.5 | 17.84 | 0.15 | Right | 0 | 1 | 1 | 1:1 | | 10 | 0.376 | 1.164 | 0.438 | - |
| 2 310 | 462000 | DFT-s OFDM QPSK | I | Open | 10 | 18.5 | 17.80 | -0.08 | Right | 0 | 25 | 0 | 1:1 | | 10 | 0.380 | 1.175 | 0.447 | - |
| 2 310 | 462000 | DFT-s OFDM QPSK | I | Open | 10 | 18.5 | 17.84 | 0.10 | Top | 0 | 1 | 1 | 1:1 | | 10 | 0.045 | 1.164 | 0.052 | - |
| 2 310 | 462000 | DFT-s OFDM QPSK | I | Open | 10 | 18.5 | 17.80 | -0.03 | Top | 0 | 25 | 0 | 1:1 | | 10 | 0.046 | 1.175 | 0.054 | - |
| 2 310 | 462000 | CP QPSK | I | Open | 10 | 18.5 | 17.89 | 0.15 | Right | 0 | 1 | 1 | 1:1 | | 10 | 0.349 | 1.151 | 0.402 | - |
| 2 310 | 462000 | DFT-s OFDM QPSK | I | Close | 10 | 18.5 | 17.84 | -0.12 | Rear | 0 | 1 | 1 | 1:1 | | 5 | 0.122 | 1.164 | 0.142 | - |
| 2 310 | 462000 | DFT-s OFDM QPSK | I | Close | 10 | 18.5 | 17.80 | 0.12 | Rear | 0 | 25 | 0 | 1:1 | | 5 | 0.109 | 1.175 | 0.128 | - |
| 2 310 | 462000 | DFT-s OFDM QPSK | I | Close | 10 | 18.5 | 17.84 | -0.16 | Front | 0 | 1 | 1 | 1:1 | | 5 | 0.814 | 1.164 | 0.947 | - |
| 2 310 | 462000 | DFT-s OFDM QPSK | I | Close | 10 | 18.5 | 17.80 | -0.17 | Front | 0 | 25 | 0 | 1:1 | | 5 | 0.824 | 1.175 | 0.968 | - |
| 2 310 | 462000 | DFT-s OFDM QPSK | I | Close | 10 | 18.5 | 17.72 | -0.16 | Front | 0 | 50 | 0 | 1:1 | | 5 | 0.819 | 1.197 | 0.980 | - |
| 2 310 | 462000 | DFT-s OFDM QPSK | I | Close | 10 | 18.5 | 17.84 | 0.17 | Right | 0 | 1 | 1 | 1:1 | | 5 | 0.730 | 1.164 | 0.850 | - |
| 2 310 | 462000 | DFT-s OFDM QPSK | I | Close | 10 | 18.5 | 17.80 | 0.17 | Right | 0 | 25 | 0 | 1:1 | | 5 | 0.741 | 1.175 | 0.871 | - |
| 2 310 | 462000 | DFT-s OFDM QPSK | I | Close | 10 | 18.5 | 17.72 | 0.13 | Right | 0 | 50 | 0 | 1:1 | | 5 | 0.824 | 1.197 | **0.986** | C21 |
| 2 310 | 462000 | DFT-s OFDM QPSK | I | Close | 10 | 18.5 | 17.84 | -0.10 | Top | 0 | 1 | 1 | 1:1 | | 5 | 0.040 | 1.164 | 0.047 | - |
| 2 310 | 462000 | DFT-s OFDM QPSK | I | Close | 10 | 18.5 | 17.80 | 0.01 | Top | 0 | 25 | 0 | 1:1 | | 5 | 0.039 | 1.175 | 0.046 | - |
| 2 310 | 462000 | DFT-s OFDM QPSK | I | Close | 10 | 18.5 | 17.84 | -0.17 | Bottom | 0 | 1 | 1 | 1:1 | | 5 | 0.078 | 1.164 | 0.091 | - |
| 2 310 | 462000 | DFT-s OFDM QPSK | I | Close | 10 | 18.5 | 17.80 | -0.13 | Bottom | 0 | 25 | 0 | 1:1 | | 5 | 0.078 | 1.175 | 0.092 | - |
| 2 310 | 462000 | CP QPSK | I | Close | 10 | 18.5 | 18.12 | 0.17 | Right | 0 | 1 | 1 | 1:1 | | 5 | 0.846 | 1.091 | 0.923 | - |
| 2 310 | 462000 | CP QPSK | I | Close | 10 | 18.5 | 17.89 | 0.11 | Right | 0 | 1 | 1 | 1:1 | | 5 | 0.796 | 1.151 | 0.916 | # |
| ANSI/ IEEE C95.1 - 2005– Safety Limit<br>Spatial Peak<br>Uncontrolled Exposure/ General Population | | | | | | | | | Body<br>1.6 W/kg<br>Averaged over 1 gram | | | | | | | | | | |

Note: # Data entry indicate Variability measurement.



The report shall not be (partly) reproduced except in full without approval of the laboratory.

| NR TDD Band n38 Hotspot SAR | | | | | | | | | | | | | | | | | | | | |
|---|---|---|---|---|---|---|---|---|---|---|---|---|---|---|---|---|---|---|---|---|
| Frequency | | Mode | Ant. | Form Factor | Band width | Tune-Up Limit | Meas. Power | Power Drift | Test Position | MPR | RB Size | RB offset | Duty Cycle | Ant. State | Distance | Meas. SAR | Scaling Factor | Scaled SAR | Plot No. |
| MHz | Ch. | | | | (MHz) | (dBm) | (dBm) | (dB) | | (dB) | | | | | (mm) | (W/kg) | | (W/kg) | |
| 2 595 | 519000 | DFT-s OFDM QPSK | B | Open | 40 | 16.0 | 15.33 | 0.00 | Rear | 0 | 1 | 104 | 1:1 | | 10 | 0.078 | 1.167 | 0.091 | - |
| 2 595 | 519000 | DFT-s OFDM QPSK | B | Open | 40 | 16.0 | 15.36 | 0.00 | Rear | 0 | 50 | 0 | 1:1 | | 10 | 0.123 | 1.159 | 0.143 | - |
| 2 595 | 519000 | DFT-s OFDM QPSK | B | Open | 40 | 16.0 | 15.33 | -0.19 | Front | 0 | 1 | 104 | 1:1 | | 10 | 0.096 | 1.167 | 0.112 | - |
| 2 595 | 519000 | DFT-s OFDM QPSK | B | Open | 40 | 16.0 | 15.36 | 0.00 | Front | 0 | 50 | 0 | 1:1 | | 10 | 0.100 | 1.159 | 0.116 | - |
| 2 595 | 519000 | DFT-s OFDM QPSK | B | Open | 40 | 16.0 | 15.33 | 0.17 | Left | 0 | 1 | 104 | 1:1 | | 10 | 0.041 | 1.167 | 0.048 | - |
| 2 595 | 519000 | DFT-s OFDM QPSK | B | Open | 40 | 16.0 | 15.36 | 0.15 | Left | 0 | 50 | 0 | 1:1 | | 10 | 0.04 | 1.159 | 0.046 | - |
| 2 595 | 519000 | DFT-s OFDM QPSK | B | Open | 40 | 16.0 | 15.33 | 0.09 | Bottom | 0 | 1 | 104 | 1:1 | | 10 | 0.345 | 1.167 | 0.403 | - |
| 2 595 | 519000 | DFT-s OFDM QPSK | B | Open | 40 | 16.0 | 15.36 | -0.04 | Bottom | 0 | 50 | 0 | 1:1 | | 10 | 0.386 | 1.159 | 0.447 | - |
| 2 595 | 519000 | CP QPSK | B | Open | 40 | 16.0 | 15.36 | 0.00 | Bottom | 0 | 1 | 1 | 1:1 | | 10 | 0.370 | 1.159 | 0.429 | - |
| 2 595 | 519000 | DFT-s OFDM QPSK | B | Close | 40 | 16.0 | 15.33 | -0.05 | Rear | 0 | 1 | 104 | 1:1 | | 5 | 0.23 | 1.167 | 0.268 | - |
| 2 595 | 519000 | DFT-s OFDM QPSK | B | Close | 40 | 16.0 | 15.36 | 0.00 | Rear | 0 | 50 | 0 | 1:1 | | 5 | 0.385 | 1.159 | 0.446 | - |
| 2 595 | 519000 | DFT-s OFDM QPSK | B | Close | 40 | 16.0 | 15.33 | 0.05 | Front | 0 | 1 | 104 | 1:1 | | 5 | 0.036 | 1.167 | 0.042 | - |
| 2 595 | 519000 | DFT-s OFDM QPSK | B | Close | 40 | 16.0 | 15.36 | -0.14 | Front | 0 | 50 | 0 | 1:1 | | 5 | 0.027 | 1.159 | 0.031 | - |
| 2 595 | 519000 | DFT-s OFDM QPSK | B | Close | 40 | 16.0 | 15.33 | -0.13 | Left | 0 | 1 | 104 | 1:1 | | 5 | 0.102 | 1.167 | 0.119 | - |
| 2 595 | 519000 | DFT-s OFDM QPSK | B | Close | 40 | 16.0 | 15.36 | -0.18 | Left | 0 | 50 | 0 | 1:1 | | 5 | 0.100 | 1.159 | 0.116 | - |
| 2 595 | 519000 | DFT-s OFDM QPSK | B | Close | 40 | 16.0 | 15.33 | -0.10 | Bottom | 0 | 1 | 104 | 1:1 | | 5 | 0.545 | 1.167 | 0.636 | - |
| 2 595 | 519000 | DFT-s OFDM QPSK | B | Close | 40 | 16.0 | 15.36 | -0.10 | Bottom | 0 | 50 | 0 | 1:1 | | 5 | 0.615 | 1.159 | 0.713 | - |
| 2 595 | 519000 | CP QPSK | B | Close | 40 | 16.0 | 15.36 | 0.06 | Bottom | 0 | 1 | 1 | 1:1 | | 5 | 0.642 | 1.159 | **0.744** | C22 |
| ANSI/ IEEE C95.1 - 2005– Safety Limit<br>Spatial Peak<br>Uncontrolled Exposure/ General Population | | | | | | | | | Body<br>1.6 W/kg<br>Averaged over 1 gram | | | | | | | | | | |



The report shall not be (partly) reproduced except in full without approval of the laboratory.

| NR TDD Band n41 Hotspot SAR | | | | | | | | | | | | | | | | | | | | |
|---|---|---|---|---|---|---|---|---|---|---|---|---|---|---|---|---|---|---|---|---|
| Frequency | | Mode | Ant | Form Factor | Band width | Tune-Up Limit | Meas. Power | Power Drift | Test Position | MPR | RB Size | RB offset | Duty Cycle | Ant. State | Distance | Meas. SAR | Scaling Factor | Scaled SAR | Plot No. |
| MHz | Ch. | | | | (MHz) | (dBm) | (dBm) | (dB) | | (dB) | | | | | (mm) | (W/kg) | | (W/kg) | |
| 2 592.99 | 518598 | DFT-s OFDM QPSK | I | Open | 100 | 18.0 | 17.66 | -0.14 | Rear | 0 | 1 | 271 | 1:1 | | 10 | 0.219 | 1.081 | 0.237 | - |
| 2 592.99 | 518598 | DFT-s OFDM QPSK | I | Open | 100 | 18.0 | 17.70 | 0.15 | Rear | 0 | 135 | 69 | 1:1 | | 10 | 0.222 | 1.072 | 0.238 | - |
| 2 592.99 | 518598 | DFT-s OFDM QPSK | I | Open | 100 | 18.0 | 17.66 | 0.11 | Front | 0 | 1 | 271 | 1:1 | | 10 | 0.209 | 1.081 | 0.226 | - |
| 2 592.99 | 518598 | DFT-s OFDM QPSK | I | Open | 100 | 18.0 | 17.70 | -0.18 | Front | 0 | 135 | 69 | 1:1 | | 10 | 0.234 | 1.072 | 0.251 | - |
| 2 592.99 | 518598 | DFT-s OFDM QPSK | I | Open | 100 | 18.0 | 17.66 | -0.18 | Right | 0 | 1 | 271 | 1:1 | | 10 | 0.304 | 1.081 | 0.329 | - |
| 2 592.99 | 518598 | DFT-s OFDM QPSK | I | Open | 100 | 18.0 | 17.70 | 0.07 | Right | 0 | 135 | 69 | 1:1 | | 10 | 0.337 | 1.072 | 0.361 | - |
| 2 592.99 | 518598 | DFT-s OFDM QPSK | I | Open | 100 | 18.0 | 17.66 | -0.10 | Top | 0 | 1 | 271 | 1:1 | | 10 | 0.018 | 1.081 | 0.019 | - |
| 2 592.99 | 518598 | DFT-s OFDM QPSK | I | Open | 100 | 18.0 | 17.70 | 0.02 | Top | 0 | 135 | 69 | 1:1 | | 10 | 0.017 | 1.072 | 0.018 | - |
| 2 592.99 | 518598 | CP QPSK | I | Open | 100 | 18.0 | 17.50 | 0.10 | Right | 0 | 1 | 1 | 1:1 | | 10 | 0.403 | 1.122 | 0.452 | - |
| 2 592.99 | 518598 | DFT-s OFDM QPSK | I | Close | 100 | 18.0 | 17.66 | 0.03 | Rear | 0 | 1 | 271 | 1:1 | | 5 | 0.141 | 1.081 | 0.152 | - |
| 2 592.99 | 518598 | DFT-s OFDM QPSK | I | Close | 100 | 18.0 | 17.70 | -0.04 | Rear | 0 | 135 | 69 | 1:1 | | 5 | 0.059 | 1.072 | 0.063 | - |
| 2 592.99 | 518598 | DFT-s OFDM QPSK | I | Close | 100 | 18.0 | 17.66 | -0.07 | Front | 0 | 1 | 271 | 1:1 | | 5 | 0.604 | 1.081 | 0.653 | - |
| 2 592.99 | 518598 | DFT-s OFDM QPSK | I | Close | 100 | 18.0 | 17.70 | 0.00 | Front | 0 | 135 | 69 | 1:1 | | 5 | 0.438 | 1.072 | 0.470 | - |
| 2 592.99 | 518598 | DFT-s OFDM QPSK | I | Close | 100 | 18.0 | 17.56 | 0.16 | Front | 0 | 270 | 0 | 1:1 | | 5 | 0.326 | 1.107 | 0.361 | - |
| 2 592.99 | 518598 | DFT-s OFDM QPSK | I | Close | 100 | 18.0 | 17.66 | -0.04 | Right | 0 | 1 | 271 | 1:1 | | 5 | 0.702 | 1.081 | 0.759 | - |
| 2 592.99 | 518598 | DFT-s OFDM QPSK | I | Close | 100 | 18.0 | 17.70 | 0.12 | Right | 0 | 135 | 69 | 1:1 | | 5 | 0.812 | 1.072 | 0.870 | - |
| 2 592.99 | 518598 | DFT-s OFDM QPSK | I | Close | 100 | 18.0 | 17.56 | 0.02 | Right | 0 | 270 | 0 | 1:1 | | 5 | 0.859 | 1.107 | 0.951 | - |
| 2 592.99 | 518598 | DFT-s OFDM QPSK | I | Close | 100 | 18.0 | 17.66 | 0.01 | Top | 0 | 1 | 271 | 1:1 | | 5 | 0.041 | 1.081 | 0.044 | - |
| 2 592.99 | 518598 | DFT-s OFDM QPSK | I | Close | 100 | 18.0 | 17.70 | 0.07 | Top | 0 | 135 | 69 | 1:1 | | 5 | 0.039 | 1.072 | 0.042 | - |
| 2 592.99 | 518598 | DFT-s OFDM QPSK | I | Close | 100 | 18.0 | 17.66 | 0.04 | Bottom | 0 | 1 | 271 | 1:1 | | 5 | 0.101 | 1.081 | 0.109 | - |
| 2 592.99 | 518598 | DFT-s OFDM QPSK | I | Close | 100 | 18.0 | 17.70 | -0.07 | Bottom | 0 | 135 | 69 | 1:1 | | 5 | 0.112 | 1.072 | 0.120 | - |
| 2 592.99 | 518598 | CP QPSK | I | Close | 100 | 18.0 | 17.50 | 0.10 | Right | 0 | 1 | 1 | 1:1 | | 5 | 0.859 | 1.122 | **0.964** | C23 |
| 2 592.99 | 518598 | DFT-s OFDM QPSK | I | Close | 100 | 18.0 | 17.56 | 0.08 | Right | 0 | 270 | 0 | 1:1 | | 5 | 0.859 | 1.107 | 0.951 | # |
| 2 592.99 | 518598 | CW SRS #2 | B | Open | 100 | 14.5 | 13.02 | 0.00 | Rear | 0 | - | - | 1:1 | | 10 | 0.094 | 1.406 | 0.132 | - |
| 2 592.99 | 518598 | CW SRS #2 | B | Open | 100 | 14.5 | 13.02 | 0.00 | Front | 0 | - | - | 1:1 | | 10 | 0.123 | 1.406 | 0.173 | - |
| 2 592.99 | 518598 | CW SRS #2 | B | Open | 100 | 14.5 | 13.02 | -0.12 | Left | 0 | - | - | 1:1 | | 10 | 0.051 | 1.406 | 0.072 | - |
| 2 592.99 | 518598 | CW SRS #2 | B | Open | 100 | 14.5 | 13.02 | 0.14 | Bottom | 0 | - | - | 1:1 | | 10 | 0.330 | 1.406 | 0.464 | - |
| 2 592.99 | 518598 | CW SRS #2 | B | Close | 100 | 14.5 | 13.02 | 0.00 | Rear | 0 | - | - | 1:1 | | 5 | 0.223 | 1.406 | 0.314 | - |
| 2 592.99 | 518598 | CW SRS #2 | B | Close | 100 | 14.5 | 13.02 | 0.00 | Front | 0 | - | - | 1:1 | | 5 | 0.031 | 1.406 | 0.044 | - |
| 2 592.99 | 518598 | CW SRS #2 | B | Close | 100 | 14.5 | 13.02 | -0.17 | Left | 0 | - | - | 1:1 | | 5 | 0.123 | 1.406 | 0.173 | - |
| 2 592.99 | 518598 | CW SRS #2 | B | Close | 100 | 14.5 | 13.02 | -0.10 | Bottom | 0 | - | - | 1:1 | | 5 | 0.504 | 1.406 | 0.709 | - |
| 2 592.99 | 518598 | CW SRS #3 | F | Open | 100 | 16.5 | 15.21 | -0.05 | Rear | 0 | - | - | 1:1 | | 10 | 0.144 | 1.346 | 0.194 | - |
| 2 592.99 | 518598 | CW SRS #3 | F | Open | 100 | 16.5 | 15.21 | -0.04 | Front | 0 | - | - | 1:1 | | 10 | 0.152 | 1.346 | 0.205 | - |
| 2 592.99 | 518598 | CW SRS #3 | F | Open | 100 | 16.5 | 15.21 | 0.07 | Left | 0 | - | - | 1:1 | | 10 | 0.143 | 1.346 | 0.192 | - |
| 2 592.99 | 518598 | CW SRS #3 | F | Open | 100 | 16.5 | 15.21 | -0.10 | Top | 0 | - | - | 1:1 | | 10 | 0.050 | 1.346 | 0.067 | - |
| 2 592.99 | 518598 | CW SRS #3 | F | Close | 100 | 16.5 | 15.21 | -0.10 | Rear | 0 | - | - | 1:1 | | 5 | 0.048 | 1.346 | 0.065 | - |
| 2 592.99 | 518598 | CW SRS #3 | F | Close | 100 | 16.5 | 15.21 | -0.03 | Front | 0 | - | - | 1:1 | | 5 | 0.319 | 1.346 | 0.429 | - |
| 2 592.99 | 518598 | CW SRS #3 | F | Close | 100 | 16.5 | 15.21 | 0.00 | Left | 0 | - | - | 1:1 | | 5 | 0.286 | 1.346 | 0.385 | - |
| 2 592.99 | 518598 | CW SRS #3 | F | Close | 100 | 16.5 | 15.21 | -0.17 | Bottom | 0 | - | - | 1:1 | | 5 | 0.093 | 1.346 | 0.125 | - |
| 2 592.99 | 518598 | CW SRS #4 | C | Open | 100 | 11.0 | 10.46 | -0.07 | Rear | 0 | - | - | 1:1 | | 10 | 0.048 | 1.132 | 0.054 | - |
| 2 592.99 | 518598 | CW SRS #4 | C | Open | 100 | 11.0 | 10.46 | 0.00 | Front | 0 | - | - | 1:1 | | 10 | 0.059 | 1.132 | 0.067 | - |
| 2 592.99 | 518598 | CW SRS #4 | C | Open | 100 | 11.0 | 10.46 | 0.09 | Left | 0 | - | - | 1:1 | | 10 | 0.064 | 1.132 | 0.072 | - |
| 2 592.99 | 518598 | CW SRS #4 | C | Open | 100 | 11.0 | 10.46 | 0.17 | Bottom | 0 | - | - | 1:1 | | 10 | 0.013 | 1.132 | 0.015 | - |
| 2 592.99 | 518598 | CW SRS #4 | C | Close | 100 | 11.0 | 10.46 | -0.11 | Rear | 0 | - | - | 1:1 | | 5 | 0.098 | 1.132 | 0.111 | - |
| 2 592.99 | 518598 | CW SRS #4 | C | Close | 100 | 11.0 | 10.46 | 0.00 | Front | 0 | - | - | 1:1 | | 5 | 0.011 | 1.132 | 0.012 | - |
| 2 592.99 | 518598 | CW SRS #4 | C | Close | 100 | 11.0 | 10.46 | 0.00 | Left | 0 | - | - | 1:1 | | 5 | 0.214 | 1.132 | 0.242 | - |
| 2 592.99 | 518598 | CW SRS #4 | C | Close | 100 | 11.0 | 10.46 | 0.00 | Top | 0 | - | - | 1:1 | | 5 | 0.000 | 1.132 | 0.000 | - |
| 2 592.99 | 518598 | CW SRS #4 | C | Close | 100 | 11.0 | 10.46 | -0.17 | Bottom | 0 | - | - | 1:1 | | 5 | 0.014 | 1.132 | 0.016 | - |
| ANSI/ IEEE C95.1 - 2005– Safety Limit<br>Spatial Peak<br>Uncontrolled Exposure/ General Population | | | | | | | | | | Body<br>1.6 W/kg<br>Averaged over 1 gram | | | | | | | | | |

Note: # Data entry indicate Variability measurement.



The report shall not be (partly) reproduced except in full without approval of the laboratory.

| NR TDD Band n48 Hotspot SAR | | | | | | | | | | | | | | | | | | | |
|---|---|---|---|---|---|---|---|---|---|---|---|---|---|---|---|---|---|---|---|
| Frequency | | Mode | Ant. | Form Factor | Band width | Tune-Up Limit | Meas. Power | Power Drift | Test Position | MPR | RB Size | RB offset | Duty Cycle | Ant. State | Distance | Meas. SAR | Scaling Factor | Scaled SAR | Plot No. |
| MHz | Ch. | | | | (MHz) | (dBm) | (dBm) | (dB) | | (dB) | | | | | (mm) | (W/kg) | | (W/kg) | |
| 3 624.99 | 641666 | DFT-s OFDM QPSK | F | Open | 40 | 17.0 | 16.15 | -0.19 | Rear | 0 | 1 | 53 | 1:1 | | 10 | 0.148 | 1.216 | 0.180 | - |
| 3 624.99 | 641666 | DFT-s OFDM QPSK | F | Open | 40 | 17.0 | 16.05 | -0.18 | Rear | 0 | 50 | 28 | 1:1 | | 10 | 0.155 | 1.245 | 0.193 | - |
| 3 624.99 | 641666 | DFT-s OFDM QPSK | F | Open | 40 | 17.0 | 16.15 | 0.00 | Front | 0 | 1 | 53 | 1:1 | | 10 | 0.124 | 1.216 | 0.151 | - |
| 3 624.99 | 641666 | DFT-s OFDM QPSK | F | Open | 40 | 17.0 | 16.05 | 0.00 | Front | 0 | 50 | 28 | 1:1 | | 10 | 0.156 | 1.245 | 0.194 | - |
| 3 624.99 | 641666 | DFT-s OFDM QPSK | F | Open | 40 | 17.0 | 16.15 | 0.05 | Left | 0 | 1 | 53 | 1:1 | | 10 | 0.169 | 1.216 | 0.206 | - |
| 3 624.99 | 641666 | DFT-s OFDM QPSK | F | Open | 40 | 17.0 | 16.05 | 0.00 | Left | 0 | 50 | 28 | 1:1 | | 10 | 0.178 | 1.245 | 0.222 | - |
| 3 624.99 | 641666 | DFT-s OFDM QPSK | F | Open | 40 | 17.0 | 16.15 | 0.12 | Top | 0 | 1 | 53 | 1:1 | | 10 | 0.083 | 1.216 | 0.101 | - |
| 3 624.99 | 641666 | DFT-s OFDM QPSK | F | Open | 40 | 17.0 | 16.05 | -0.16 | Top | 0 | 50 | 28 | 1:1 | | 10 | 0.100 | 1.245 | 0.125 | - |
| 3 624.99 | 641666 | CP QPSK | F | Open | 40 | 17.0 | 15.97 | -0.10 | Left | 0 | 1 | 1 | 1:1 | | 10 | 0.157 | 1.268 | 0.199 | - |
| 3 624.99 | 641666 | DFT-s OFDM QPSK | F | Close | 40 | 17.0 | 16.15 | 0.00 | Rear | 0 | 1 | 53 | 1:1 | | 5 | 0.042 | 1.216 | 0.051 | - |
| 3 624.99 | 641666 | DFT-s OFDM QPSK | F | Close | 40 | 17.0 | 16.05 | 0.00 | Rear | 0 | 50 | 28 | 1:1 | | 5 | 0.046 | 1.245 | 0.057 | - |
| 3 624.99 | 641666 | DFT-s OFDM QPSK | F | Close | 40 | 17.0 | 16.15 | 0.09 | Front | 0 | 1 | 53 | 1:1 | | 5 | 0.524 | 1.216 | **0.637** | C24 |
| 3 570.00 | 638000 | DFT-s OFDM QPSK | F | Close | 40 | 17.0 | 15.92 | -0.03 | Front | 0 | 1 | 53 | 1:1 | | 5 | 0.319 | 1.282 | 0.409 | - |
| 3 679.98 | 645332 | DFT-s OFDM QPSK | F | Close | 40 | 17.0 | 15.78 | -0.18 | Front | 0 | 1 | 1 | 1:1 | | 5 | 0.326 | 1.324 | 0.432 | - |
| 3 624.99 | 641666 | DFT-s OFDM QPSK | F | Close | 40 | 17.0 | 16.05 | 0.11 | Front | 0 | 50 | 28 | 1:1 | | 5 | 0.467 | 1.245 | 0.581 | - |
| 3 624.99 | 641666 | DFT-s OFDM QPSK | F | Close | 40 | 17.0 | 16.03 | -0.17 | Front | 0 | 100 | 0 | 1:1 | | 5 | 0.341 | 1.250 | 0.426 | - |
| 3 624.99 | 641666 | DFT-s OFDM QPSK | F | Close | 40 | 17.0 | 16.15 | -0.19 | Left | 0 | 1 | 53 | 1:1 | | 5 | 0.491 | 1.216 | 0.597 | - |
| 3 624.99 | 641666 | DFT-s OFDM QPSK | F | Close | 40 | 17.0 | 16.05 | -0.11 | Left | 0 | 50 | 28 | 1:1 | | 5 | 0.467 | 1.245 | 0.581 | - |
| 3 624.99 | 641666 | DFT-s OFDM QPSK | F | Close | 40 | 17.0 | 16.15 | -0.18 | Bottom | 0 | 1 | 53 | 1:1 | | 5 | 0.19 | 1.216 | 0.231 | - |
| 3 624.99 | 641666 | DFT-s OFDM QPSK | F | Close | 40 | 17.0 | 16.05 | -0.14 | Bottom | 0 | 50 | 28 | 1:1 | | 5 | 0.195 | 1.245 | 0.243 | - |
| 3 624.99 | 641666 | CP QPSK | F | Close | 40 | 17.0 | 15.97 | -0.12 | Front | 0 | 1 | 1 | 1:1 | | 5 | 0.219 | 1.268 | 0.278 | - |
| 3 570.00 | 638000 | CW SRS #2 | I | Open | 40 | 17.0 | 16.65 | 0.00 | Rear | 0 | - | - | 1:1 | | 10 | 0.051 | 1.084 | 0.055 | - |
| 3 570.00 | 638000 | CW SRS #2 | I | Open | 40 | 17.0 | 16.65 | 0.00 | Front | 0 | - | - | 1:1 | | 10 | 0.034 | 1.084 | 0.037 | - |
| 3 570.00 | 638000 | CW SRS #2 | I | Open | 40 | 17.0 | 16.65 | -0.15 | Right | 0 | - | - | 1:1 | | 10 | 0.152 | 1.084 | 0.165 | - |
| 3 570.00 | 638000 | CW SRS #2 | I | Open | 40 | 17.0 | 16.65 | 0.00 | Top | 0 | - | - | 1:1 | | 10 | 0.00264 | 1.084 | 0.003 | - |
| 3 570.00 | 638000 | CW SRS #2 | I | Close | 40 | 17.0 | 16.65 | 0.00 | Rear | 0 | - | - | 1:1 | | 5 | 0.00721 | 1.084 | 0.008 | - |
| 3 570.00 | 638000 | CW SRS #2 | I | Close | 40 | 17.0 | 16.65 | -0.04 | Front | 0 | - | - | 1:1 | | 5 | 0.147 | 1.084 | 0.159 | - |
| 3 570.00 | 638000 | CW SRS #2 | I | Close | 40 | 17.0 | 16.65 | 0.00 | Right | 0 | - | - | 1:1 | | 5 | 0.397 | 1.084 | 0.430 | - |
| 3 570.00 | 638000 | CW SRS #2 | I | Close | 40 | 17.0 | 16.65 | 0.00 | Top | 0 | - | - | 1:1 | | 5 | 0.00956 | 1.084 | 0.010 | - |
| 3 570.00 | 638000 | CW SRS #2 | I | Close | 40 | 17.0 | 16.65 | 0.00 | Bottom | 0 | - | - | 1:1 | | 5 | 0.014 | 1.084 | 0.015 | - |
| 3 570.00 | 638000 | CW SRS #3 | E | Open | 40 | 17.0 | 16.58 | 0.00 | Rear | 0 | - | - | 1:1 | | 10 | 0.04 | 1.102 | 0.044 | - |
| 3 570.00 | 638000 | CW SRS #3 | E | Open | 40 | 17.0 | 16.58 | 0.00 | Front | 0 | - | - | 1:1 | | 10 | 0.056 | 1.102 | 0.062 | - |
| 3 570.00 | 638000 | CW SRS #3 | E | Open | 40 | 17.0 | 16.58 | 0.11 | Left | 0 | - | - | 1:1 | | 10 | 0.067 | 1.102 | 0.074 | - |
| 3 570.00 | 638000 | CW SRS #3 | E | Open | 40 | 17.0 | 16.58 | 0.00 | Top | 0 | - | - | 1:1 | | 10 | 0 | 1.102 | 0.000 | - |
| 3 570.00 | 638000 | CW SRS #3 | E | Close | 40 | 17.0 | 16.58 | 0.00 | Rear | 0 | - | - | 1:1 | | 5 | 0.062 | 1.102 | 0.068 | - |
| 3 570.00 | 638000 | CW SRS #3 | E | Close | 40 | 17.0 | 16.58 | -0.05 | Front | 0 | - | - | 1:1 | | 5 | 0.231 | 1.102 | 0.255 | - |
| 3 570.00 | 638000 | CW SRS #3 | E | Close | 40 | 17.0 | 16.58 | -0.05 | Left | 0 | - | - | 1:1 | | 5 | 0.229 | 1.102 | 0.252 | - |
| 3 570.00 | 638000 | CW SRS #3 | E | Close | 40 | 17.0 | 16.58 | 0.00 | Top | 0 | - | - | 1:1 | | 5 | 0.00294 | 1.102 | 0.003 | - |
| 3 570.00 | 638000 | CW SRS #3 | E | Close | 40 | 17.0 | 16.58 | 0.00 | Bottom | 0 | - | - | 1:1 | | 5 | 0.00459 | 1.102 | 0.005 | - |
| 3 570.00 | 638000 | CW SRS #4 | C | Open | 40 | 10.5 | 10.31 | 0.00 | Rear | 0 | - | - | 1:1 | | 10 | 0.04 | 1.045 | 0.042 | - |
| 3 570.00 | 638000 | CW SRS #4 | C | Open | 40 | 10.5 | 10.31 | 0.00 | Front | 0 | - | - | 1:1 | | 10 | 0.022 | 1.045 | 0.023 | - |
| 3 570.00 | 638000 | CW SRS #4 | C | Open | 40 | 10.5 | 10.31 | 0.18 | Left | 0 | - | - | 1:1 | | 10 | 0.08 | 1.045 | 0.084 | - |
| 3 570.00 | 638000 | CW SRS #4 | C | Open | 40 | 10.5 | 10.31 | 0.00 | Bottom | 0 | - | - | 1:1 | | 10 | 0 | 1.045 | 0.000 | - |
| 3 570.00 | 638000 | CW SRS #4 | C | Close | 40 | 10.5 | 10.31 | 0.00 | Rear | 0 | - | - | 1:1 | | 5 | 0.085 | 1.045 | 0.089 | - |
| 3 570.00 | 638000 | CW SRS #4 | C | Close | 40 | 10.5 | 10.31 | 0.00 | Front | 0 | - | - | 1:1 | | 5 | 0 | 1.045 | 0.000 | - |
| 3 570.00 | 638000 | CW SRS #4 | C | Close | 40 | 10.5 | 10.31 | 0.05 | Left | 0 | - | - | 1:1 | | 5 | 0.142 | 1.045 | 0.148 | - |
| 3 570.00 | 638000 | CW SRS #4 | C | Close | 40 | 10.5 | 10.31 | 0.09 | Top | 0 | - | - | 1:1 | | 5 | 0.00261 | 1.045 | 0.003 | - |
| 3 570.00 | 638000 | CW SRS #4 | C | Close | 40 | 10.5 | 10.31 | 0.00 | Bottom | 0 | - | - | 1:1 | | 5 | 0.00487 | 1.045 | 0.005 | - |
| ANSI/ IEEE C95.1 - 2005– Safety Limit<br>Spatial Peak<br>Uncontrolled Exposure/ General Population | | | | | | | | | | Body<br>1.6 W/kg<br>Averaged over 1 gram | | | | | | | | | |



The report shall not be (partly) reproduced except in full without approval of the laboratory.

| NR FDD Band n66 Body Hotspot SAR | | | | | | | | | | | | | | | | | | | | |
|---|---|---|---|---|---|---|---|---|---|---|---|---|---|---|---|---|---|---|---|---|
| Frequency | | Mode | Ant. | Form Factor | Band width | Tune-Up Limit | Meas. Power | Power Drift | Test Position | MPR | RB Size | RB offset | Duty Cycle | Ant. State | Distance | Meas. SAR | Scaling Factor | Scaled SAR | Plot No. |
| MHz | Ch. | | | | (MHz) | (dBm) | (dBm) | (dB) | | (dB) | | | | | (mm) | (W/kg) | | (W/kg) | |
| 1745 | 349000 | DFT-s OFDM QPSK | A | Open | 40 | 18.3 | 17.60 | 0.17 | Rear | 0 | 1 | 108 | 1:1 | | 10 | 0.431 | 1.175 | 0.506 | - |
| 1745 | 349000 | DFT-s OFDM QPSK | A | Open | 40 | 18.3 | 17.55 | -0.13 | Rear | 0 | 108 | 54 | 1:1 | | 10 | 0.458 | 1.189 | 0.545 | - |
| 1745 | 349000 | DFT-s OFDM QPSK | A | Open | 40 | 18.3 | 17.60 | -0.18 | Front | 0 | 1 | 108 | 1:1 | | 10 | 0.262 | 1.175 | 0.308 | - |
| 1745 | 349000 | DFT-s OFDM QPSK | A | Open | 40 | 18.3 | 17.55 | 0.12 | Front | 0 | 108 | 54 | 1:1 | | 10 | 0.268 | 1.189 | 0.319 | - |
| 1745 | 349000 | DFT-s OFDM QPSK | A | Open | 40 | 18.3 | 17.60 | 0.16 | Left | 0 | 1 | 108 | 1:1 | | 10 | 0.060 | 1.175 | 0.071 | - |
| 1745 | 349000 | DFT-s OFDM QPSK | A | Open | 40 | 18.3 | 17.55 | 0.14 | Left | 0 | 108 | 54 | 1:1 | | 10 | 0.059 | 1.189 | 0.070 | - |
| 1745 | 349000 | DFT-s OFDM QPSK | A | Open | 40 | 18.3 | 17.60 | 0.12 | Right | 0 | 1 | 108 | 1:1 | | 10 | 0.036 | 1.175 | 0.042 | - |
| 1745 | 349000 | DFT-s OFDM QPSK | A | Open | 40 | 18.3 | 17.55 | 0.10 | Right | 0 | 108 | 54 | 1:1 | | 10 | 0.036 | 1.189 | 0.043 | - |
| 1745 | 349000 | DFT-s OFDM QPSK | A | Open | 40 | 18.3 | 17.60 | 0.16 | Bottom | 0 | 1 | 108 | 1:1 | | 10 | 0.795 | 1.175 | 0.934 | - |
| 1745 | 349000 | DFT-s OFDM QPSK | A | Open | 40 | 18.3 | 17.55 | 0.10 | Bottom | 0 | 108 | 54 | 1:1 | | 10 | 0.809 | 1.189 | **0.962** | C25 |
| 1745 | 349000 | DFT-s OFDM QPSK | A | Open | 40 | 18.3 | 17.42 | 0.14 | Bottom | 0 | 216 | 0 | 1:1 | | 10 | 0.754 | 1.225 | 0.924 | - |
| 1745 | 349000 | CP OFDM QPSK | A | Open | 40 | 18.3 | 17.62 | 0.19 | Bottom | 0 | 1 | 1 | 1:1 | | 10 | 0.721 | 1.169 | 0.843 | - |
| 1745 | 349000 | DFT-s OFDM QPSK | A | Close | 40 | 18.3 | 17.60 | -0.12 | Rear | 0 | 1 | 108 | 1:1 | | 5 | 0.544 | 1.175 | 0.639 | - |
| 1745 | 349000 | DFT-s OFDM QPSK | A | Close | 40 | 18.3 | 17.55 | -0.16 | Rear | 0 | 108 | 54 | 1:1 | | 5 | 0.541 | 1.189 | 0.643 | - |
| 1745 | 349000 | DFT-s OFDM QPSK | A | Close | 40 | 18.3 | 17.60 | -0.16 | Front | 0 | 1 | 108 | 1:1 | | 5 | 0.092 | 1.175 | 0.108 | - |
| 1745 | 349000 | DFT-s OFDM QPSK | A | Close | 40 | 18.3 | 17.55 | -0.11 | Front | 0 | 108 | 54 | 1:1 | | 5 | 0.095 | 1.189 | 0.113 | - |
| 1745 | 349000 | DFT-s OFDM QPSK | A | Close | 40 | 18.3 | 17.60 | 0.13 | Left | 0 | 1 | 108 | 1:1 | | 5 | 0.115 | 1.175 | 0.135 | - |
| 1745 | 349000 | DFT-s OFDM QPSK | A | Close | 40 | 18.3 | 17.55 | 0.13 | Left | 0 | 108 | 54 | 1:1 | | 5 | 0.123 | 1.189 | 0.146 | - |
| 1745 | 349000 | DFT-s OFDM QPSK | A | Close | 40 | 18.3 | 17.60 | -0.12 | Right | 0 | 1 | 108 | 1:1 | | 5 | 0.016 | 1.175 | 0.019 | - |
| 1745 | 349000 | DFT-s OFDM QPSK | A | Close | 40 | 18.3 | 17.55 | -0.16 | Right | 0 | 108 | 54 | 1:1 | | 5 | 0.019 | 1.189 | 0.023 | - |
| 1745 | 349000 | DFT-s OFDM QPSK | A | Close | 40 | 18.3 | 17.60 | 0.12 | Bottom | 0 | 1 | 108 | 1:1 | | 5 | 0.770 | 1.175 | 0.905 | - |
| 1745 | 349000 | DFT-s OFDM QPSK | A | Close | 40 | 18.3 | 17.55 | 0.13 | Bottom | 0 | 108 | 54 | 1:1 | | 5 | 0.770 | 1.189 | 0.916 | |
| 1745 | 349000 | DFT-s OFDM QPSK | A | Close | 40 | 18.3 | 17.42 | 0.13 | Bottom | 0 | 216 | 0 | 1:1 | | 5 | 0.757 | 1.225 | 0.927 | - |
| 1745 | 349000 | CP OFDM QPSK | A | Close | 40 | 18.3 | 17.62 | 0.11 | Bottom | 0 | 1 | 1 | 1:1 | | 5 | 0.674 | 1.169 | 0.788 | - |
| 1745 | 349000 | DFT-s OFDM QPSK | I | Open | 40 | 18.0 | 17.06 | -0.10 | Rear | 0 | 1 | 214 | 1:1 | | 10 | 0.148 | 1.242 | 0.184 | - |
| 1745 | 349000 | DFT-s OFDM QPSK | I | Open | 40 | 18.0 | 16.97 | 0.00 | Rear | 0 | 108 | 54 | 1:1 | | 10 | 0.179 | 1.268 | 0.227 | - |
| 1745 | 349000 | DFT-s OFDM QPSK | I | Open | 40 | 18.0 | 17.06 | 0.00 | Front | 0 | 1 | 214 | 1:1 | | 10 | 0.117 | 1.242 | 0.145 | - |
| 1745 | 349000 | DFT-s OFDM QPSK | I | Open | 40 | 18.0 | 16.97 | 0.00 | Front | 0 | 108 | 54 | 1:1 | | 10 | 0.124 | 1.268 | 0.157 | - |
| 1745 | 349000 | DFT-s OFDM QPSK | I | Open | 40 | 18.0 | 17.06 | -0.10 | Right | 0 | 1 | 214 | 1:1 | | 10 | 0.303 | 1.242 | 0.376 | - |
| 1745 | 349000 | DFT-s OFDM QPSK | I | Open | 40 | 18.0 | 16.97 | -0.14 | Right | 0 | 108 | 54 | 1:1 | | 10 | 0.339 | 1.268 | 0.430 | - |
| 1745 | 349000 | DFT-s OFDM QPSK | I | Open | 40 | 18.0 | 17.06 | 0.11 | Top | 0 | 1 | 214 | 1:1 | | 10 | 0.020 | 1.242 | 0.025 | - |
| 1745 | 349000 | DFT-s OFDM QPSK | I | Open | 40 | 18.0 | 16.97 | -0.10 | Top | 0 | 108 | 54 | 1:1 | | 10 | 0.019 | 1.268 | 0.024 | - |
| 1745 | 349000 | CP OFDM QPSK | I | Open | 40 | 18.0 | 17.05 | -0.15 | Right | 0 | 1 | 1 | 1:1 | | 10 | 0.285 | 1.245 | 0.355 | - |
| 1745 | 349000 | DFT-s OFDM QPSK | I | Close | 40 | 18.0 | 17.06 | 0.00 | Rear | 0 | 1 | 214 | 1:1 | | 5 | 0.00458 | 1.242 | 0.006 | - |
| 1745 | 349000 | DFT-s OFDM QPSK | I | Close | 40 | 18.0 | 16.97 | -0.16 | Rear | 0 | 108 | 54 | 1:1 | | 5 | 0.013 | 1.268 | 0.016 | - |
| 1745 | 349000 | DFT-s OFDM QPSK | I | Close | 40 | 18.0 | 17.06 | 0.14 | Front | 0 | 1 | 214 | 1:1 | | 5 | 0.086 | 1.242 | 0.107 | - |
| 1745 | 349000 | DFT-s OFDM QPSK | I | Close | 40 | 18.0 | 16.97 | 0.04 | Front | 0 | 108 | 54 | 1:1 | | 5 | 0.066 | 1.268 | 0.084 | - |
| 1745 | 349000 | DFT-s OFDM QPSK | I | Close | 40 | 18.0 | 17.06 | 0.11 | Right | 0 | 1 | 214 | 1:1 | | 5 | 0.378 | 1.242 | 0.469 | - |
| 1745 | 349000 | DFT-s OFDM QPSK | I | Close | 40 | 18.0 | 16.97 | 0.12 | Right | 0 | 108 | 54 | 1:1 | | 5 | 0.343 | 1.268 | 0.435 | - |
| 1745 | 349000 | DFT-s OFDM QPSK | I | Close | 40 | 18.0 | 17.06 | -0.09 | Top | 0 | 1 | 214 | 1:1 | | 5 | 0.019 | 1.242 | 0.024 | - |
| 1745 | 349000 | DFT-s OFDM QPSK | I | Close | 40 | 18.0 | 16.97 | 0.00 | Top | 0 | 108 | 54 | 1:1 | | 5 | 0.000 | 1.268 | 0.000 | - |
| 1745 | 349000 | DFT-s OFDM QPSK | I | Close | 40 | 18.0 | 17.06 | -0.19 | Bottom | 0 | 1 | 214 | 1:1 | | 5 | 0.030 | 1.242 | 0.037 | - |
| 1745 | 349000 | DFT-s OFDM QPSK | I | Close | 40 | 18.0 | 16.97 | 0.17 | Bottom | 0 | 108 | 54 | 1:1 | | 5 | 0.027 | 1.268 | 0.034 | - |
| 1745 | 349000 | CP OFDM QPSK | I | Close | 40 | 18.0 | 17.05 | 0.10 | Right | 0 | 1 | 1 | 1:1 | | 5 | 0.486 | 1.245 | 0.605 | - |
| ANSI/ IEEE C95.1 - 2005– Safety Limit<br>Spatial Peak<br>Uncontrolled Exposure/ General Population | | | | | | | | | Body<br>1.6 W/kg<br>Averaged over 1 gram | | | | | | | | | | |



The report shall not be (partly) reproduced except in full without approval of the laboratory.

| NR FDD Band n70 Hotspot SAR | | | | | | | | | | | | | | | | | | | |
|---|---|---|---|---|---|---|---|---|---|---|---|---|---|---|---|---|---|---|---|
| Frequency | | Mode | Ant. | Form Factor | Band width | Tune-Up Limit | Meas. Power | Power Drift | Test Position | MPR | RB Size | RB offset | Duty Cycle | Ant. State | Distance | Meas. SAR | Scaling Factor | Scaled SAR | Plot No. |
| MHz | Ch. | | | | (MHz) | (dBm) | (dBm) | (dB) | | (dB) | | | | | (mm) | (W/kg) | | (W/kg) | |
| 1 702.5 | 340500 | DFT-s OFDM QPSK | A | Open | 15 | 18.5 | 17.22 | 0.06 | Rear | 0 | 1 | 40 | 1:1 | | 10 | 0.152 | 1.343 | 0.204 | - |
| 1 702.5 | 340500 | DFT-s OFDM QPSK | A | Open | 15 | 18.5 | 17.27 | 0.16 | Rear | 0 | 36 | 22 | 1:1 | | 10 | 0.155 | 1.327 | 0.206 | - |
| 1 702.5 | 340500 | DFT-s OFDM QPSK | A | Open | 15 | 18.5 | 17.22 | -0.15 | Front | 0 | 1 | 40 | 1:1 | | 10 | 0.111 | 1.343 | 0.149 | - |
| 1 702.5 | 340500 | DFT-s OFDM QPSK | A | Open | 15 | 18.5 | 17.27 | 0.15 | Front | 0 | 36 | 22 | 1:1 | | 10 | 0.113 | 1.327 | 0.150 | - |
| 1 702.5 | 340500 | DFT-s OFDM QPSK | A | Open | 15 | 18.5 | 17.22 | 0.16 | Left | 0 | 1 | 40 | 1:1 | | 10 | 0.021 | 1.343 | 0.028 | - |
| 1 702.5 | 340500 | DFT-s OFDM QPSK | A | Open | 15 | 18.5 | 17.27 | 0.06 | Left | 0 | 36 | 22 | 1:1 | | 10 | 0.022 | 1.327 | 0.029 | - |
| 1 702.5 | 340500 | DFT-s OFDM QPSK | A | Open | 15 | 18.5 | 17.22 | -0.18 | Right | 0 | 1 | 40 | 1:1 | | 10 | 0.016 | 1.343 | 0.021 | - |
| 1 702.5 | 340500 | DFT-s OFDM QPSK | A | Open | 15 | 18.5 | 17.27 | -0.03 | Right | 0 | 36 | 22 | 1:1 | | 10 | 0.016 | 1.327 | 0.021 | - |
| 1 702.5 | 340500 | DFT-s OFDM QPSK | A | Open | 15 | 18.5 | 17.22 | 0.15 | Bottom | 0 | 1 | 40 | 1:1 | | 10 | 0.196 | 1.343 | 0.263 | - |
| 1 702.5 | 340500 | DFT-s OFDM QPSK | A | Open | 15 | 18.5 | 17.27 | 0.14 | Bottom | 0 | 36 | 22 | 1:1 | | 10 | 0.205 | 1.327 | 0.272 | - |
| 1 702.5 | 340500 | CP OFDM QPSK | A | Open | 15 | 18.5 | 17.32 | 0.12 | Bottom | 0 | 1 | 1 | 1:1 | | 10 | 0.193 | 1.312 | 0.253 | - |
| 1 702.5 | 340500 | DFT-s OFDM QPSK | A | Close | 15 | 18.5 | 17.22 | -0.14 | Rear | 0 | 1 | 40 | 1:1 | | 5 | 0.208 | 1.343 | 0.279 | - |
| 1 702.5 | 340500 | DFT-s OFDM QPSK | A | Close | 15 | 18.5 | 17.27 | 0.11 | Rear | 0 | 36 | 22 | 1:1 | | 5 | 0.214 | 1.327 | 0.284 | - |
| 1 702.5 | 340500 | DFT-s OFDM QPSK | A | Close | 15 | 18.5 | 17.22 | 0.15 | Front | 0 | 1 | 40 | 1:1 | | 5 | 0.042 | 1.343 | 0.056 | - |
| 1 702.5 | 340500 | DFT-s OFDM QPSK | A | Close | 15 | 18.5 | 17.27 | 0.02 | Front | 0 | 36 | 22 | 1:1 | | 5 | 0.043 | 1.327 | 0.057 | - |
| 1 702.5 | 340500 | DFT-s OFDM QPSK | A | Close | 15 | 18.5 | 17.22 | 0.12 | Left | 0 | 1 | 40 | 1:1 | | 5 | 0.026 | 1.343 | 0.035 | - |
| 1 702.5 | 340500 | DFT-s OFDM QPSK | A | Close | 15 | 18.5 | 17.27 | 0.15 | Left | 0 | 36 | 22 | 1:1 | | 5 | 0.027 | 1.327 | 0.036 | - |
| 1 702.5 | 340500 | DFT-s OFDM QPSK | A | Close | 15 | 18.5 | 17.22 | 0.19 | Right | 0 | 1 | 40 | 1:1 | | 5 | 0.00559 | 1.343 | 0.008 | - |
| 1 702.5 | 340500 | DFT-s OFDM QPSK | A | Close | 15 | 18.5 | 17.27 | 0.13 | Right | 0 | 36 | 22 | 1:1 | | 5 | 0.00584 | 1.327 | 0.008 | - |
| 1 702.5 | 340500 | DFT-s OFDM QPSK | A | Close | 15 | 18.5 | 17.22 | 0.13 | Bottom | 0 | 1 | 40 | 1:1 | | 5 | 0.303 | 1.343 | 0.407 | - |
| 1 702.5 | 340500 | DFT-s OFDM QPSK | A | Close | 15 | 18.5 | 17.27 | 0.01 | Bottom | 0 | 36 | 22 | 1:1 | | 5 | 0.517 | 1.327 | **0.686** | C26 |
| 1 702.5 | 340500 | CP OFDM QPSK | A | Close | 15 | 18.5 | 17.32 | 0.14 | Bottom | 0 | 1 | 1 | 1:1 | | 5 | 0.291 | 1.312 | 0.382 | - |
| 1 702.5 | 340500 | DFT-s OFDM QPSK | I | Open | 15 | 18.0 | 16.75 | 0.18 | Rear | 0 | 1 | 77 | 1:1 | | 10 | 0.109 | 1.334 | 0.145 | - |
| 1 702.5 | 340500 | DFT-s OFDM QPSK | I | Open | 15 | 18.0 | 16.73 | 0.12 | Rear | 0 | 36 | 22 | 1:1 | | 10 | 0.112 | 1.340 | 0.150 | - |
| 1 702.5 | 340500 | DFT-s OFDM QPSK | I | Open | 15 | 18.0 | 16.75 | 0.12 | Front | 0 | 1 | 77 | 1:1 | | 10 | 0.081 | 1.334 | 0.108 | - |
| 1 702.5 | 340500 | DFT-s OFDM QPSK | I | Open | 15 | 18.0 | 16.73 | 0.00 | Front | 0 | 36 | 22 | 1:1 | | 10 | 0.082 | 1.340 | 0.110 | - |
| 1 702.5 | 340500 | DFT-s OFDM QPSK | I | Open | 15 | 18.0 | 16.75 | 0.12 | Right | 0 | 1 | 77 | 1:1 | | 10 | 0.173 | 1.334 | 0.231 | - |
| 1 702.5 | 340500 | DFT-s OFDM QPSK | I | Open | 15 | 18.0 | 16.73 | 0.17 | Right | 0 | 36 | 22 | 1:1 | | 10 | 0.171 | 1.340 | 0.229 | - |
| 1 702.5 | 340500 | DFT-s OFDM QPSK | I | Open | 15 | 18.0 | 16.75 | 0.16 | Top | 0 | 1 | 77 | 1:1 | | 10 | 0.013 | 1.334 | 0.017 | - |
| 1 702.5 | 340500 | DFT-s OFDM QPSK | I | Open | 15 | 18.0 | 16.73 | 0.11 | Top | 0 | 36 | 22 | 1:1 | | 10 | 0.013 | 1.340 | 0.017 | - |
| 1 702.5 | 340500 | CP OFDM QPSK | I | Open | 15 | 18.0 | 16.87 | 0.13 | Right | 0 | 1 | 1 | 1:1 | | 10 | 0.203 | 1.297 | 0.263 | - |
| 1 702.5 | 340500 | DFT-s OFDM QPSK | I | Close | 15 | 18.0 | 16.75 | -0.16 | Rear | 0 | 1 | 77 | 1:1 | | 5 | 0.014 | 1.334 | 0.019 | - |
| 1 702.5 | 340500 | DFT-s OFDM QPSK | I | Close | 15 | 18.0 | 16.73 | 0.00 | Rear | 0 | 36 | 22 | 1:1 | | 5 | 0.014 | 1.340 | 0.019 | - |
| 1 702.5 | 340500 | DFT-s OFDM QPSK | I | Close | 15 | 18.0 | 16.75 | 0.16 | Front | 0 | 1 | 77 | 1:1 | | 5 | 0.200 | 1.334 | 0.267 | - |
| 1 702.5 | 340500 | DFT-s OFDM QPSK | I | Close | 15 | 18.0 | 16.73 | 0.00 | Front | 0 | 36 | 22 | 1:1 | | 5 | 0.189 | 1.340 | 0.253 | - |
| 1 702.5 | 340500 | DFT-s OFDM QPSK | I | Close | 15 | 18.0 | 16.75 | 0.02 | Right | 0 | 1 | 77 | 1:1 | | 5 | 0.497 | 1.334 | 0.663 | - |
| 1 702.5 | 340500 | DFT-s OFDM QPSK | I | Close | 15 | 18.0 | 16.73 | 0.14 | Right | 0 | 36 | 22 | 1:1 | | 5 | 0.350 | 1.340 | 0.469 | - |
| 1 702.5 | 340500 | DFT-s OFDM QPSK | I | Close | 15 | 18.0 | 16.75 | 0.18 | Top | 0 | 1 | 77 | 1:1 | | 5 | 0.0012 | 1.334 | 0.002 | - |
| 1 702.5 | 340500 | DFT-s OFDM QPSK | I | Close | 15 | 18.0 | 16.73 | -0.13 | Top | 0 | 36 | 22 | 1:1 | | 5 | 0.00112 | 1.340 | 0.002 | - |
| 1 702.5 | 340500 | DFT-s OFDM QPSK | I | Close | 15 | 18.0 | 16.75 | -0.02 | Bottom | 0 | 1 | 77 | 1:1 | | 5 | 0.013 | 1.334 | 0.017 | - |
| 1 702.5 | 340500 | DFT-s OFDM QPSK | I | Close | 15 | 18.0 | 16.73 | 0.15 | Bottom | 0 | 36 | 22 | 1:1 | | 5 | 0.013 | 1.340 | 0.017 | - |
| 1 702.5 | 340500 | CP OFDM QPSK | I | Close | 15 | 18.0 | 16.87 | 0.17 | Right | 0 | 1 | 1 | 1:1 | | 5 | 0.346 | 1.297 | 0.449 | - |
| ANSI/ IEEE C95.1 - 2005– Safety Limit<br>Spatial Peak<br>Uncontrolled Exposure/ General Population | | | | | | | | | Body<br>1.6 W/kg<br>Averaged over 1 gram | | | | | | | | | | |



The report shall not be (partly) reproduced except in full without approval of the laboratory.

| NR FDD Band n71 Hotspot SAR | | | | | | | | | | | | | | | | | | | | |
|---|---|---|---|---|---|---|---|---|---|---|---|---|---|---|---|---|---|---|---|---|
| Frequency | | Mode | Ant. | Form Factor | Band width | Tune-Up Limit | Meas. Power | Power Drift | Test Position | MPR | RB Size | RB offset | Duty Cycle | Ant. State | Distance | Meas. SAR | Scaling Factor | Scaled SAR | Plot No. |
| MHz | Ch. | | | | (MHz) | (dBm) | (dBm) | (dB) | | (dB) | | | | | (mm) | (W/kg) | | (W/kg) | |
| 680.5 | 136100 | DFT-s OFDM QPSK | A | Open | 20 | 25.0 | 24.44 | -0.15 | Rear | 0 | 1 | 1 | 1:1 | | 10 | 0.115 | 1.138 | 0.131 | - |
| 680.5 | 136100 | DFT-s OFDM QPSK | A | Open | 20 | 25.0 | 24.51 | -0.02 | Rear | 0 | 50 | 28 | 1:1 | | 10 | 0.125 | 1.119 | 0.140 | - |
| 680.5 | 136100 | DFT-s OFDM QPSK | A | Open | 20 | 25.0 | 24.44 | -0.12 | Front | 0 | 1 | 1 | 1:1 | | 10 | 0.062 | 1.138 | 0.071 | - |
| 680.5 | 136100 | DFT-s OFDM QPSK | A | Open | 20 | 25.0 | 24.51 | 0.15 | Front | 0 | 50 | 28 | 1:1 | | 10 | 0.068 | 1.119 | 0.076 | - |
| 680.5 | 136100 | DFT-s OFDM QPSK | A | Open | 20 | 25.0 | 24.44 | 0.10 | Left | 0 | 1 | 1 | 1:1 | | 10 | 0.282 | 1.138 | 0.321 | - |
| 680.5 | 136100 | DFT-s OFDM QPSK | A | Open | 20 | 25.0 | 24.51 | 0.13 | Left | 0 | 50 | 28 | 1:1 | | 10 | 0.298 | 1.119 | 0.333 | - |
| 680.5 | 136100 | DFT-s OFDM QPSK | A | Open | 20 | 25.0 | 24.44 | 0.07 | Right | 0 | 1 | 1 | 1:1 | | 10 | 0.245 | 1.138 | 0.279 | - |
| 680.5 | 136100 | DFT-s OFDM QPSK | A | Open | 20 | 25.0 | 24.51 | 0.12 | Right | 0 | 50 | 28 | 1:1 | | 10 | 0.272 | 1.119 | 0.304 | - |
| 680.5 | 136100 | DFT-s OFDM QPSK | A | Open | 20 | 25.0 | 24.44 | 0.18 | Bottom | 0 | 1 | 1 | 1:1 | | 10 | 0.053 | 1.138 | 0.060 | - |
| 680.5 | 136100 | DFT-s OFDM QPSK | A | Open | 20 | 25.0 | 24.51 | 0.14 | Bottom | 0 | 50 | 28 | 1:1 | | 10 | 0.064 | 1.119 | 0.072 | - |
| 680.5 | 136100 | CP QPSK | A | Open | 20 | 23.5 | 22.95 | 0.15 | Left | 1.5 | 1 | 1 | 1:1 | | 10 | 0.245 | 1.135 | 0.278 | - |
| 680.5 | 136100 | DFT-s OFDM QPSK | A | Close | 20 | 25.0 | 24.44 | -0.13 | Rear | 0 | 1 | 1 | 1:1 | | 5 | 0.515 | 1.138 | 0.586 | - |
| 680.5 | 136100 | DFT-s OFDM QPSK | A | Close | 20 | 25.0 | 24.51 | -0.15 | Rear | 0 | 50 | 28 | 1:1 | | 5 | 0.556 | 1.119 | **0.622** | C27 |
| 680.5 | 136100 | DFT-s OFDM QPSK | A | Close | 20 | 25.0 | 24.44 | 0.14 | Front | 0 | 1 | 1 | 1:1 | | 5 | 0.074 | 1.138 | 0.084 | - |
| 680.5 | 136100 | DFT-s OFDM QPSK | A | Close | 20 | 25.0 | 24.51 | 0.16 | Front | 0 | 50 | 28 | 1:1 | | 5 | 0.094 | 1.119 | 0.105 | - |
| 680.5 | 136100 | DFT-s OFDM QPSK | A | Close | 20 | 25.0 | 24.44 | -0.05 | Left | 0 | 1 | 1 | 1:1 | | 5 | 0.133 | 1.138 | 0.151 | - |
| 680.5 | 136100 | DFT-s OFDM QPSK | A | Close | 20 | 25.0 | 24.51 | 0.12 | Left | 0 | 50 | 28 | 1:1 | | 5 | 0.150 | 1.119 | 0.168 | - |
| 680.5 | 136100 | DFT-s OFDM QPSK | A | Close | 20 | 25.0 | 24.44 | -0.17 | Right | 0 | 1 | 1 | 1:1 | | 5 | 0.061 | 1.138 | 0.069 | - |
| 680.5 | 136100 | DFT-s OFDM QPSK | A | Close | 20 | 25.0 | 24.51 | -0.12 | Right | 0 | 50 | 28 | 1:1 | | 5 | 0.073 | 1.119 | 0.082 | - |
| 680.5 | 136100 | DFT-s OFDM QPSK | A | Close | 20 | 25.0 | 24.44 | 0.18 | Bottom | 0 | 1 | 1 | 1:1 | | 5 | 0.198 | 1.138 | 0.225 | - |
| 680.5 | 136100 | DFT-s OFDM QPSK | A | Close | 20 | 25.0 | 24.51 | 0.14 | Bottom | 0 | 50 | 28 | 1:1 | | 5 | 0.223 | 1.119 | 0.250 | - |
| 680.5 | 136100 | CP QPSK | A | Close | 20 | 23.5 | 22.95 | -0.18 | Rear | 1.5 | 1 | 1 | 1:1 | | 5 | 0.408 | 1.135 | 0.463 | - |
| ANSI/ IEEE C95.1 - 2005– Safety Limit<br>Spatial Peak<br>Uncontrolled Exposure/ General Population | | | | | | | | | Body<br>1.6 W/kg<br>Averaged over 1 gram | | | | | | | | | | |



The report shall not be (partly) reproduced except in full without approval of the laboratory.

| NR TDD Band n77 Hotspot SAR | | | | | | | | | | | | | | | | | | | | |
|---|---|---|---|---|---|---|---|---|---|---|---|---|---|---|---|---|---|---|---|---|
| Frequency | | Mode | Ant. | Form Factor | Band width | Tune-Up Limit | Meas. Power | Power Drift | Test Position | MPR | RB Size | RB Offset | Duty Cycle | Ant. State | Distance | Meas. SAR | Scaling Factor | Scaled SAR | Plot No. |
| MHz | Ch. | | | | (MHz) | (dBm) | (dBm) | (dB) | | (dB) | | | | | (mm) | (W/kg) | | (W/kg) | |
| 3 930 | 662000 | DFT-s QPSK | F | Open | 100 | 17.5 | 16.77 | -0.12 | Rear | 0 | 1 | 271 | 1:1 | | 10 | 0.288 | 1.183 | 0.341 | - |
| 3 930 | 662000 | DFT-s QPSK | F | Open | 100 | 17.5 | 16.93 | 0.06 | Rear | 0 | 135 | 0 | 1:1 | | 10 | 0.219 | 1.140 | 0.250 | - |
| 3 930 | 662000 | DFT-s QPSK | F | Open | 100 | 17.5 | 16.77 | -0.14 | Front | 0 | 1 | 271 | 1:1 | | 10 | 0.114 | 1.183 | 0.135 | - |
| 3 930 | 662000 | DFT-s QPSK | F | Open | 100 | 17.5 | 16.93 | -0.15 | Front | 0 | 135 | 0 | 1:1 | | 10 | 0.108 | 1.140 | 0.123 | - |
| 3 930 | 662000 | DFT-s QPSK | F | Open | 100 | 17.5 | 16.77 | -0.06 | Left | 0 | 1 | 271 | 1:1 | | 10 | 0.262 | 1.183 | 0.310 | - |
| 3 930 | 662000 | DFT-s QPSK | F | Open | 100 | 17.5 | 16.93 | -0.08 | Left | 0 | 135 | 0 | 1:1 | | 10 | 0.264 | 1.140 | 0.301 | - |
| 3 930 | 662000 | DFT-s QPSK | F | Open | 100 | 17.5 | 16.77 | -0.10 | Top | 0 | 1 | 271 | 1:1 | | 10 | 0.198 | 1.183 | 0.234 | - |
| 3 930 | 662000 | DFT-s QPSK | F | Open | 100 | 17.5 | 16.93 | -0.09 | Top | 0 | 135 | 0 | 1:1 | | 10 | 0.169 | 1.140 | 0.193 | - |
| 3 930 | 662000 | CP QPSK | F | Open | 100 | 17.5 | 17.10 | 0.04 | Rear | 0 | 1 | 1 | 1:1 | | 10 | 0.223 | 1.096 | 0.244 | - |
| 3 500.01 | 633334 | DFT-s QPSK | F | Open | 100 | 17.5 | 16.90 | -0.15 | Rear | 0 | 1 | 271 | 1:1 | | 10 | 0.261 | 1.148 | 0.300 | - |
| 3 930 | 662000 | DFT-s QPSK | F | Close | 100 | 17.5 | 16.77 | -0.17 | Rear | 0 | 1 | 271 | 1:1 | | 5 | 0.147 | 1.183 | 0.174 | - |
| 3 930 | 662000 | DFT-s QPSK | F | Close | 100 | 17.5 | 16.93 | -0.15 | Rear | 0 | 135 | 0 | 1:1 | | 5 | 0.073 | 1.140 | 0.083 | - |
| 3 930 | 662000 | DFT-s QPSK | F | Close | 100 | 17.5 | 16.77 | 0.17 | Front | 0 | 1 | 271 | 1:1 | | 5 | 0.395 | 1.183 | 0.467 | - |
| 3 750 | 650000 | DFT-s QPSK | F | Close | 100 | 17.5 | 16.75 | 0.04 | Front | 0 | 1 | 271 | 1:1 | | 5 | 0.248 | 1.189 | 0.295 | - |
| 3 930 | 662000 | DFT-s QPSK | F | Close | 100 | 17.5 | 16.93 | 0.14 | Front | 0 | 135 | 0 | 1:1 | | 5 | 0.371 | 1.140 | 0.423 | - |
| 3 750 | 650000 | DFT-s QPSK | F | Close | 100 | 17.5 | 16.76 | 0.11 | Front | 0 | 135 | 138 | 1:1 | | 5 | 0.349 | 1.186 | 0.414 | - |
| 3 930 | 662000 | DFT-s QPSK | F | Close | 100 | 17.5 | 16.76 | 0.18 | Front | 0 | 270 | 0 | 1:1 | | 5 | 0.217 | 1.186 | 0.257 | - |
| 3 930 | 662000 | DFT-s QPSK | F | Close | 100 | 17.5 | 16.77 | -0.16 | Left | 0 | 1 | 271 | 1:1 | | 5 | 0.852 | 1.183 | 1.008 | - |
| 3 750 | 650000 | DFT-s QPSK | F | Close | 100 | 17.5 | 16.75 | -0.13 | Left | 0 | 1 | 271 | 1:1 | | 5 | 0.769 | 1.189 | 0.914 | - |
| 3 930 | 662000 | DFT-s QPSK | F | Close | 100 | 17.5 | 16.93 | -0.13 | Left | 0 | 135 | 0 | 1:1 | | 5 | 0.777 | 1.140 | 0.886 | - |
| 3 750 | 650000 | DFT-s QPSK | F | Close | 100 | 17.5 | 16.76 | -0.17 | Left | 0 | 135 | 138 | 1:1 | | 5 | 0.694 | 1.186 | 0.823 | - |
| 3 930 | 662000 | DFT-s QPSK | F | Close | 100 | 17.5 | 16.76 | -0.01 | Left | 0 | 270 | 0 | 1:1 | | 5 | 0.773 | 1.186 | 0.917 | - |
| 3 930 | 662000 | DFT-s QPSK | F | Close | 100 | 17.5 | 16.77 | -0.04 | Bottom | 0 | 1 | 271 | 1:1 | | 5 | 0.408 | 1.183 | 0.483 | - |
| 3 750 | 650000 | DFT-s QPSK | F | Close | 100 | 17.5 | 16.75 | -0.11 | Bottom | 0 | 1 | 271 | 1:1 | | 5 | 0.346 | 1.189 | 0.411 | - |
| 3 930 | 662000 | DFT-s QPSK | F | Close | 100 | 17.5 | 16.93 | -0.12 | Bottom | 0 | 135 | 0 | 1:1 | | 5 | 0.369 | 1.140 | 0.421 | - |
| 3 750 | 650000 | DFT-s QPSK | F | Close | 100 | 17.5 | 16.76 | -0.18 | Bottom | 0 | 135 | 138 | 1:1 | | 5 | 0.338 | 1.186 | 0.401 | - |
| 3 930 | 662000 | DFT-s QPSK | F | Close | 100 | 17.5 | 16.76 | -0.05 | Bottom | 0 | 270 | 0 | 1:1 | | 5 | 0.378 | 1.186 | 0.448 | - |
| 3 930 | 662000 | CP QPSK | F | Close | 100 | 17.5 | 17.10 | -0.14 | Left | 0 | 1 | 1 | 1:1 | | 5 | 0.711 | 1.096 | 0.779 | - |
| 3 500.01 | 633334 | DFT-s QPSK | F | Close | 100 | 17.5 | 16.90 | -0.07 | Left | 0 | 1 | 271 | 1:1 | | 5 | 0.726 | 1.148 | 0.833 | - |
| 3 500.01 | 633334 | DFT-s QPSK | F | Close | 100 | 17.5 | 16.62 | -0.11 | Left | 0 | 135 | 138 | 1:1 | | 5 | 0.623 | 1.225 | 0.763 | - |
| 3 500.01 | 633334 | DFT-s QPSK | F | Close | 100 | 17.5 | 16.83 | -0.05 | Left | 0 | 270 | 0 | 1:1 | | 5 | 0.629 | 1.167 | 0.734 | - |
| 3 930 | 662000 | DFT-s QPSK | F | Close | 100 | 17.5 | 16.77 | 0.11 | Left | 0 | 1 | 271 | 1:1 | | 5 | 0.849 | 1.183 | 1.004 | # |
| 3 750.00 | 650000 | CW SRS #2 | I | Open | 100 | 17.5 | 16.06 | -0.10 | Rear | 0 | - | - | 1:1 | | 10 | 0.064 | 1.393 | 0.089 | - |
| 3 750.00 | 650000 | CW SRS #2 | I | Open | 100 | 17.5 | 16.06 | 0.13 | Front | 0 | - | - | 1:1 | | 10 | 0.032 | 1.393 | 0.045 | - |
| 3 750.00 | 650000 | CW SRS #2 | I | Open | 100 | 17.5 | 16.06 | 0.11 | Right | 0 | - | - | 1:1 | | 10 | 0.124 | 1.393 | 0.173 | - |
| 3 750.00 | 650000 | CW SRS #2 | I | Open | 100 | 17.5 | 16.06 | 0.04 | Top | 0 | - | - | 1:1 | | 10 | 0.011 | 1.393 | 0.015 | - |
| 3 500.01 | 633334 | CW SRS #2 | I | Open | 100 | 17.5 | 15.64 | -0.04 | Right | 0 | - | - | 1:1 | | 10 | 0.290 | 1.535 | 0.445 | - |
| 3 750.00 | 650000 | CW SRS #2 | I | Close | 100 | 17.5 | 16.06 | -0.09 | Rear | 0 | - | - | 1:1 | | 5 | 0.008 | 1.393 | 0.011 | - |
| 3 750.00 | 650000 | CW SRS #2 | I | Close | 100 | 17.5 | 16.06 | 0.00 | Front | 0 | - | - | 1:1 | | 5 | 0.338 | 1.393 | 0.471 | - |
| 3 930.00 | 662000 | CW SRS #2 | I | Close | 100 | 17.5 | 15.95 | 0.16 | Front | 0 | - | - | 1:1 | | 5 | 0.245 | 1.429 | 0.350 | - |
| 3 750.00 | 650000 | CW SRS #2 | I | Close | 100 | 17.5 | 16.06 | 0.17 | Right | 0 | - | - | 1:1 | | 5 | 0.560 | 1.393 | 0.780 | - |
| 3 930.00 | 662000 | CW SRS #2 | I | Close | 100 | 17.5 | 15.95 | 0.12 | Right | 0 | - | - | 1:1 | | 5 | 0.431 | 1.429 | 0.616 | - |
| 3 750.00 | 650000 | CW SRS #2 | I | Close | 100 | 17.5 | 16.06 | -0.09 | Top | 0 | - | - | 1:1 | | 5 | 0.025 | 1.393 | 0.035 | |
| 3 750.00 | 650000 | CW SRS #2 | I | Close | 100 | 17.5 | 16.06 | -0.16 | Bottom | 0 | - | - | 1:1 | | 5 | 0.022 | 1.393 | 0.031 | - |
| 3 500.01 | 633334 | CW SRS #2 | I | Close | 100 | 17.5 | 15.64 | 0.00 | Right | 0 | - | - | 1:1 | | 5 | 0.769 | 1.535 | **1.180** | C28 |
| 3 930.00 | 662000 | CW SRS #3 | E | Open | 100 | 17.5 | 15.82 | -0.18 | Rear | 0 | - | - | 1:1 | | 10 | 0.091 | 1.472 | 0.134 | - |
| 3 930.00 | 662000 | CW SRS #3 | E | Open | 100 | 17.5 | 15.82 | -0.12 | Front | 0 | - | - | 1:1 | | 10 | 0.053 | 1.472 | 0.078 | - |
| 3 930.00 | 662000 | CW SRS #3 | E | Open | 100 | 17.5 | 15.82 | -0.18 | Left | 0 | - | - | 1:1 | | 10 | 0.191 | 1.472 | 0.281 | - |
| 3 930.00 | 662000 | CW SRS #3 | E | Open | 100 | 17.5 | 15.82 | 0.13 | Top | 0 | - | - | 1:1 | | 10 | 0.010 | 1.472 | 0.014 | - |
| 3 500.01 | 633334 | CW SRS #3 | E | Open | 100 | 17.5 | 15.58 | 0.15 | Left | 0 | - | - | 1:1 | | 10 | 0.121 | 1.556 | 0.188 | - |
| 3 930.00 | 662000 | CW SRS #3 | E | Close | 100 | 17.5 | 15.82 | 0.10 | Rear | 0 | - | - | 1:1 | | 5 | 0.109 | 1.472 | 0.160 | - |
| 3 930.00 | 662000 | CW SRS #3 | E | Close | 100 | 17.5 | 15.82 | -0.12 | Front | 0 | - | - | 1:1 | | 5 | 0.174 | 1.472 | 0.256 | - |
| 3 930.00 | 662000 | CW SRS #3 | E | Close | 100 | 17.5 | 15.82 | 0.03 | Left | 0 | - | - | 1:1 | | 5 | 0.321 | 1.472 | 0.473 | - |
| 3 750.00 | 650000 | CW SRS #3 | E | Close | 100 | 17.5 | 15.61 | 0.00 | Left | 0 | - | - | 1:1 | | 5 | 0.169 | 1.545 | 0.261 | - |
| 3 930.00 | 662000 | CW SRS #3 | E | Close | 100 | 17.5 | 15.82 | 0.10 | Top | 0 | - | - | 1:1 | | 5 | 0.010 | 1.472 | 0.015 | - |
| 3 930.00 | 662000 | CW SRS #3 | E | Close | 100 | 17.5 | 15.82 | 0.06 | Bottom | 0 | - | - | 1:1 | | 5 | 0.014 | 1.472 | 0.021 | - |
| 3 500.01 | 633334 | CW SRS #3 | E | Close | 100 | 17.5 | 15.58 | -0.02 | Left | 0 | - | - | 1:1 | | 5 | 0.314 | 1.556 | 0.489 | - |
| 3 750.00 | 650000 | CW SRS #4 | C | Open | 100 | 11.0 | 10.38 | -0.11 | Rear | 0 | - | - | 1:1 | | 10 | 0.047 | 1.153 | 0.054 | - |
| 3 750.00 | 650000 | CW SRS #4 | C | Open | 100 | 11.0 | 10.38 | 0.00 | Front | 0 | - | - | 1:1 | | 10 | 0.029 | 1.153 | 0.033 | - |
| 3 750.00 | 650000 | CW SRS #4 | C | Open | 100 | 11.0 | 10.38 | 0.00 | Left | 0 | - | - | 1:1 | | 10 | 0.120 | 1.153 | 0.138 | - |
| 3 750.00 | 650000 | CW SRS #4 | C | Open | 100 | 11.0 | 10.38 | 0.16 | Bottom | 0 | - | - | 1:1 | | 10 | 0.017 | 1.153 | 0.020 | - |
| 3 500.01 | 633334 | CW SRS #4 | C | Open | 100 | 11.0 | 9.69 | 0.17 | Left | 0 | - | - | 1:1 | | 10 | 0.138 | 1.352 | 0.187 | - |
| 3 750.00 | 650000 | CW SRS #4 | C | Close | 100 | 11.0 | 10.38 | -0.13 | Rear | 0 | - | - | 1:1 | | 5 | 0.073 | 1.153 | 0.084 | - |
| 3 750.00 | 650000 | CW SRS #4 | C | Close | 100 | 11.0 | 10.38 | 0.00 | Front | 0 | - | - | 1:1 | | 5 | 0.007 | 1.153 | 0.009 | - |
| 3 750.00 | 650000 | CW SRS #4 | C | Close | 100 | 11.0 | 10.38 | 0.13 | Left | 0 | - | - | 1:1 | | 5 | 0.172 | 1.153 | 0.198 | - |
| 3 750.00 | 650000 | CW SRS #4 | C | Close | 100 | 11.0 | 10.38 | 0.13 | Top | 0 | - | - | 1:1 | | 5 | 0.001 | 1.153 | 0.002 | - |
| 3 750.00 | 650000 | CW SRS #4 | C | Close | 100 | 11.0 | 10.38 | 0.16 | Bottom | 0 | - | - | 1:1 | | 5 | 0.007 | 1.153 | 0.008 | - |
| 3 500.01 | 633334 | CW SRS #4 | C | Close | 100 | 11.0 | 9.69 | 0.12 | Left | 0 | - | - | 1:1 | | 5 | 0.258 | 1.352 | 0.349 | - |
| ANSI/ IEEE C95.1 - 2005– Safety Limit<br>Spatial Peak<br>Uncontrolled Exposure/ General Population | | | | | | | | | | | | | | | Body<br>1.6 W/kg<br>Averaged over 1 gram | | | | |

Note: # Data entry indicate Variability measurement.



The report shall not be (partly) reproduced except in full without approval of the laboratory.

| DTS Hotspot SAR | | | | | | | | | | | | | | | | | | |
|---|---|---|---|---|---|---|---|---|---|---|---|---|---|---|---|---|---|---|
| Frequency | | Mode | Form Factor | Ant. | Band width (MHz) | Data Rate (Mbps) | Tune-Up Limit (dBm) | Meas. Power (dBm) | Power Drift (dB) | Test Position | Duty Cycle | Distance (mm) | Area Scan Peak SAR (W/kg) | Meas. SAR (W/kg) | Scaling Factor | Scaling Factor (Duty) | Reported SAR (W/kg) | Plot No. |
| MHz | Ch. | | | | | | | | | | | | | | | | | |
| 2 412 | 1 | 802.11b | Open | Ant.1 | 20 | 1 | 19.0 | 17.94 | -0.17 | Rear | 98.8 | 10 | 0.263 | 0.174 | 1.276 | 1.012 | 0.225 | - |
| 2 412 | 1 | 802.11b | Open | Ant.1 | 20 | 1 | 19.0 | 17.94 | 0.12 | Front | 98.8 | 10 | 0.185 | 0.121 | 1.276 | 1.012 | 0.156 | - |
| 2 412 | 1 | 802.11b | Open | Ant.1 | 20 | 1 | 19.0 | 17.94 | -0.12 | Left | 98.8 | 10 | 0.305 | 0.195 | 1.276 | 1.012 | 0.252 | - |
| 2 412 | 1 | 802.11b | Open | Ant.1 | 20 | 1 | 19.0 | 17.94 | -0.18 | Top | 98.8 | 10 | 0.158 | 0.079 | 1.276 | 1.012 | 0.102 | - |
| 2 412 | 1 | 802.11b | Close | Ant.1 | 20 | 1 | 19.0 | 17.94 | 0.12 | Rear | 98.8 | 5 | 0.104 | 0.059 | 1.276 | 1.012 | 0.076 | - |
| 2 412 | 1 | 802.11b | Close | Ant.1 | 20 | 1 | 19.0 | 17.94 | -0.04 | Front | 98.8 | 5 | 0.732 | 0.385 | 1.276 | 1.012 | **0.497** | C29 |
| 2 412 | 1 | 802.11b | Close | Ant.1 | 20 | 1 | 19.0 | 17.94 | -0.17 | Left | 98.8 | 5 | 0.632 | 0.378 | 1.276 | 1.012 | 0.488 | - |
| 2 412 | 1 | 802.11b | Close | Ant.1 | 20 | 1 | 19.0 | 17.94 | -0.09 | Bottom | 98.8 | 5 | 0.219 | 0.120 | 1.276 | 1.012 | 0.155 | - |
| 2 437 | 6 | 802.11b | Open | Ant.2 | 20 | 1 | 19.0 | 17.45 | -0.03 | Rear | 98.8 | 10 | 0.112 | 0.071 | 1.429 | 1.012 | 0.103 | - |
| 2 437 | 6 | 802.11b | Open | Ant.2 | 20 | 1 | 19.0 | 17.45 | 0.18 | Front | 98.8 | 10 | 0.0977 | 0.061 | 1.429 | 1.012 | 0.088 | - |
| 2 437 | 6 | 802.11b | Open | Ant.2 | 20 | 1 | 19.0 | 17.45 | -0.01 | Right | 98.8 | 10 | 0.0493 | 0.011 | 1.429 | 1.012 | 0.016 | - |
| 2 437 | 6 | 802.11b | Open | Ant.2 | 20 | 1 | 19.0 | 17.45 | 0.09 | Top | 98.8 | 10 | 0.151 | 0.094 | 1.429 | 1.012 | 0.136 | - |
| 2 437 | 6 | 802.11b | Close | Ant.2 | 20 | 1 | 19.0 | 17.45 | 0.19 | Rear | 98.8 | 10 | 0.078 | 0.052 | 1.429 | 1.012 | 0.075 | - |
| 2 437 | 6 | 802.11b | Close | Ant.2 | 20 | 1 | 19.0 | 17.45 | -0.16 | Front | 98.8 | 10 | 0.548 | 0.279 | 1.429 | 1.012 | 0.404 | - |
| 2 437 | 6 | 802.11b | Close | Ant.2 | 20 | 1 | 19.0 | 17.45 | 0.10 | Right | 98.8 | 10 | 0.241 | 0.092 | 1.429 | 1.012 | 0.133 | - |
| 2 437 | 6 | 802.11b | Close | Ant.2 | 20 | 1 | 19.0 | 17.45 | 0.01 | Bottom | 98.8 | 10 | 0.252 | 0.141 | 1.429 | 1.012 | 0.204 | - |
| ANSI/ IEEE C95.1 - 2005– Safety Limit<br>Spatial Peak<br>Uncontrolled Exposure/ General Population | | | | | | | | | | | | | Body<br>1.6 W/kg<br>Averaged over 1 gram | | | | | |

| 5 GHz WLAN Hotspot SAR | | | | | | | | | | | | | | | | | | |
|---|---|---|---|---|---|---|---|---|---|---|---|---|---|---|---|---|---|---|
| Frequency | | Mode | Ant. | Form Factor | Band width (MHz) | Data Rate (Mbps) | Tune-Up Limit (dBm) | Meas. Power (dBm) | Power Drift (dB) | Test Position | Duty Cycle | Distance (mm) | Area Scan Peak SAR (W/kg) | Meas. SAR (W/kg) | Scaling Factor | Scaling Factor (Duty) | Reported SAR (W/kg) | Plot No. |
| MHz | Ch. | | | | | | | | | | | | | | | | | |
| 5 785 | 157 | 802.11a | Ant.1 | Open | 20 | 6 | 16.0 | 15.10 | 0.19 | Rear | 93.7 | 10 | 0.574 | 0.222 | 1.230 | 1.067 | 0.291 | - |
| 5 785 | 157 | 802.11a | Ant.1 | Open | 20 | 6 | 16.0 | 15.10 | 0.00 | Front | 93.7 | 10 | 0.291 | 0.090 | 1.230 | 1.067 | 0.118 | - |
| 5 785 | 157 | 802.11a | Ant.1 | Open | 20 | 6 | 16.0 | 15.10 | 0.14 | Left | 93.7 | 10 | 0.663 | 0.270 | 1.230 | 1.067 | 0.354 | - |
| 5 785 | 157 | 802.11a | Ant.1 | Open | 20 | 6 | 16.0 | 15.10 | 0.13 | Top | 93.7 | 10 | 0.200 | 0.085 | 1.230 | 1.067 | 0.112 | - |
| 5 785 | 157 | 802.11a | Ant.1 | Close | 20 | 6 | 16.0 | 15.10 | 0.11 | Rear | 93.7 | 5 | 0.190 | 0.071 | 1.230 | 1.067 | 0.093 | - |
| 5 785 | 157 | 802.11a | Ant.1 | Close | 20 | 6 | 16.0 | 15.10 | -0.11 | Front | 93.7 | 5 | 2.210 | 0.709 | 1.230 | 1.067 | **0.931** | C30 |
| 5 825 | 165 | 802.11a | Ant.1 | Close | 20 | 6 | 16.0 | 15.09 | -0.11 | Front | 93.7 | 5 | 1.820 | 0.576 | 1.233 | 1.067 | 0.758 | - |
| 5 785 | 157 | 802.11a | Ant.1 | Close | 20 | 6 | 16.0 | 15.10 | -0.16 | Left | 93.7 | 5 | 1.120 | 0.439 | 1.230 | 1.067 | 0.576 | - |
| 5 785 | 157 | 802.11a | Ant.1 | Close | 20 | 6 | 16.0 | 15.10 | 0.14 | Bottom | 93.7 | 5 | 0.289 | 0.112 | 1.230 | 1.067 | 0.147 | - |
| 5 785 | 157 | 802.11a | Ant.2 | Open | 20 | 6 | 16.0 | 15.10 | -0.19 | Rear | 93.7 | 10 | 0.342 | 0.090 | 1.230 | 1.067 | 0.118 | - |
| 5 785 | 157 | 802.11a | Ant.2 | Open | 20 | 6 | 16.0 | 15.10 | 0.05 | Front | 93.7 | 10 | 0.127 | 0.027 | 1.230 | 1.067 | 0.035 | - |
| 5 785 | 157 | 802.11a | Ant.2 | Open | 20 | 6 | 16.0 | 15.10 | -0.11 | Right | 93.7 | 10 | 0.126 | 0.044 | 1.230 | 1.067 | 0.058 | - |
| 5 785 | 157 | 802.11a | Ant.2 | Open | 20 | 6 | 16.0 | 15.10 | -0.19 | Top | 93.7 | 10 | 0.147 | 0.036 | 1.230 | 1.067 | 0.047 | - |
| 5 785 | 157 | 802.11a | Ant.2 | Close | 20 | 6 | 16.0 | 15.10 | -0.19 | Rear | 93.7 | 5 | 0.169 | 0.023 | 1.230 | 1.067 | 0.030 | - |
| 5 785 | 157 | 802.11a | Ant.2 | Close | 20 | 6 | 16.0 | 15.10 | -0.19 | Front | 93.7 | 5 | 0.572 | 0.174 | 1.230 | 1.067 | 0.228 | - |
| 5 785 | 157 | 802.11a | Ant.2 | Close | 20 | 6 | 16.0 | 15.10 | -0.18 | Right | 93.7 | 5 | 0.336 | 0.09 | 1.230 | 1.067 | 0.118 | - |
| 5 785 | 157 | 802.11a | Ant.2 | Close | 20 | 6 | 16.0 | 15.10 | -0.16 | Bottom | 93.7 | 5 | 0.357 | 0.125 | 1.230 | 1.067 | 0.164 | - |
| ANSI/ IEEE C95.1 - 2005– Safety Limit<br>Spatial Peak<br>Uncontrolled Exposure/ General Population | | | | | | | | | | | | | Body<br>1.6 W/kg<br>Averaged over 1 gram | | | | | |



The report shall not be (partly) reproduced except in full without approval of the laboratory.

| DSS Tethering SAR | | | | | | | | | | | | | | |
|---|---|---|---|---|---|---|---|---|---|---|---|---|---|---|
| Frequency | | Mode | Form Factor | Ant. | Tune-Up Limit | Meas. Power | Power Drift | Test Position | Distance | Meas. SAR | Scaling Factor | Scaling Factor | Scaled SAR | Plot No. |
| MHz | Ch. | | | | (dBm) | (dBm) | (dB) | | (mm) | (W/kg) | | (Duty) | (W/kg) | |
| 2 402 | 0 | Bluetooth DH5 | Open | Ant.1 | 19 | 18.88 | 0.19 | Rear | 10 | 0.109 | 1.028 | 1.010 | 0.113 | - |
| 2 402 | 0 | Bluetooth DH5 | Open | Ant.1 | 19 | 18.88 | 0.12 | Front | 10 | 0.100 | 1.028 | 1.010 | 0.104 | - |
| 2 402 | 0 | Bluetooth DH5 | Open | Ant.1 | 19 | 18.88 | 0.15 | Left | 10 | 0.253 | 1.028 | 1.010 | 0.263 | - |
| 2 402 | 0 | Bluetooth DH5 | Open | Ant.1 | 19 | 18.88 | 0.10 | Top | 10 | 0.077 | 1.028 | 1.010 | 0.080 | - |
| 2 402 | 0 | Bluetooth DH5 | Close | Ant.1 | 19 | 18.88 | -0.09 | Rear | 5 | 0.069 | 1.028 | 1.010 | 0.072 | - |
| 2 402 | 0 | Bluetooth DH5 | Close | Ant.1 | 19 | 18.88 | -0.14 | Front | 5 | 0.351 | 1.028 | 1.010 | 0.364 | - |
| 2 402 | 0 | Bluetooth DH5 | Close | Ant.1 | 19 | 18.88 | 0.00 | Left | 5 | 0.557 | 1.028 | 1.010 | **0.578** | C31 |
| 2 402 | 0 | Bluetooth DH5 | Close | Ant.1 | 19 | 18.88 | 0.17 | Bottom | 5 | 0.173 | 1.028 | 1.010 | 0.180 | - |
| ANSI/ IEEE C95.1 - 2005– Safety Limit<br>Spatial Peak<br>Uncontrolled Exposure/ General Population | | | | | | | | Body<br>1.6 W/kg<br>Averaged over 1 gram | | | | | | |

## 13.4 Phablet SAR Measurement Considerations

Per FCC KDB 648474 D04v01r03, this device is considered a "Phablet" since the diagonal dimension is greater than 160 mm and less than 200 mm. Therefore, extremity SAR tests are required when wireless router mode does not apply or if wireless router 1g SAR >1.2 W/kg. When hotspot mode applies, 10g SAR required only for the surfaces and edges with hotspot mode scaled to the maximum output power (including tolerance) is 1g SAR > 1.2 W/kg.



The report shall not be (partly) reproduced except in full without approval of the laboratory.

## 13.5 Phablet SAR Measurement Results

| UMTS Band 2 SAR Phablet SAR _10g | | | | | | | | | | | | | | | |
|---|---|---|---|---|---|---|---|---|---|---|---|---|---|---|---|
| Frequency | | Mode | Ant. | Form Factor | Tune-Up Limit | Meas. Power | Power Drift | Test Position | Duty Cycle | Distance | Ant. State | Meas. SAR | Scaling Factor | Scaled SAR | Plot No. |
| MHz | Ch. | | | | (dB) | (dB) | (dB) | | | (mm) | | (W/kg) | | (W/kg) | |
| 1 880 | 9400 | UMTS Band 2 RMC | A | Open | 21.0 | 20.32 | -0.11 | Rear | 1:1 | 0 | | 1.69 | 1.169 | 1.976 | - |
| 1 880 | 9400 | UMTS Band 2 RMC | A | Open | 21.0 | 20.32 | 0.10 | Front | 1:1 | 0 | | 1.69 | 1.169 | **1.976** | **D1** |
| 1 880 | 9400 | UMTS Band 2 RMC | A | Open | 21.0 | 20.32 | 0.01 | Left | 1:1 | 0 | | 0.337 | 1.169 | 0.394 | - |
| 1 880 | 9400 | UMTS Band 2 RMC | A | Open | 21.0 | 20.32 | 0.03 | Right | 1:1 | 0 | | 0.147 | 1.169 | 0.172 | - |
| 1 880 | 9400 | UMTS Band 2 RMC | A | Open | 21.0 | 20.32 | 0.10 | Bottom | 1:1 | 0 | | 1.02 | 1.169 | 1.192 | - |
| ANSI/ IEEE C95.1 - 2005 – Safety Limit<br>Spatial Peak<br>Uncontrolled Exposure/ General Population | | | | | | | | Hand<br>4.0 W/kg<br>Averaged over 10 gram | | | | | | | |

| LTE FDD Band 25 (PCS) Phablet SAR _10g | | | | | | | | | | | | | | | | | | | |
|---|---|---|---|---|---|---|---|---|---|---|---|---|---|---|---|---|---|---|---|
| Frequency | | Mode | Ant. | Form Factor | Band width | Tune-Up Limit | Meas. Power | Power Drift | Test Position | MPR | RB Size | RB offset | Duty Cycle | Ant. State | Distance | Meas. SAR | Scaling Factor | Scaled SAR | Plot No. |
| MHz | Ch. | | | | (MHz) | (dBm) | (dBm) | (dB) | | (dB) | | | | | (mm) | (W/kg) | | (W/kg) | |
| 1 905 | 26590 | QPSK | A | Open | 20 | 21.3 | 20.45 | 0.11 | Rear | 0 | 1 | 99 | 1:1 | | 0 | 2.120 | 1.216 | 2.578 | - |
| 1 860 | 26140 | QPSK | A | Open | 20 | 21.3 | 20.38 | -0.17 | Rear | 0 | 1 | 99 | 1:1 | | 0 | 1.860 | 1.236 | 2.299 | - |
| 1 882.5 | 26365 | QPSK | A | Open | 20 | 21.3 | 20.43 | -0.14 | Rear | 0 | 1 | 99 | 1:1 | | 0 | 1.800 | 1.222 | 2.200 | - |
| 1 905 | 26590 | QPSK | A | Open | 20 | 21.3 | 20.44 | -0.05 | Rear | 0 | 50 | 49 | 1:1 | | 0 | 1.810 | 1.219 | 2.206 | - |
| 1 860 | 26140 | QPSK | A | Open | 20 | 21.3 | 20.36 | 0.00 | Rear | 0 | 50 | 25 | 1:1 | | 0 | 1.990 | 1.242 | 2.472 | - |
| 1 882.5 | 26365 | QPSK | A | Open | 20 | 21.3 | 20.39 | -0.15 | Rear | 0 | 50 | 25 | 1:1 | | 0 | 1.900 | 1.233 | 2.343 | - |
| 1 905 | 26590 | QPSK | A | Open | 20 | 21.3 | 20.31 | -0.16 | Rear | 0 | 100 | 0 | 1:1 | | 0 | 2.250 | 1.256 | **2.826** | **D2** |
| 1 905 | 26590 | QPSK | A | Open | 20 | 21.3 | 20.45 | 0.00 | Front | 0 | 1 | 99 | 1:1 | | 0 | 1.270 | 1.216 | 1.544 | - |
| 1 905 | 26590 | QPSK | A | Open | 20 | 21.3 | 20.44 | 0.14 | Front | 0 | 50 | 49 | 1:1 | | 0 | 1.240 | 1.219 | 1.512 | - |
| 1 905 | 26590 | QPSK | A | Open | 20 | 21.3 | 20.45 | -0.11 | Left | 0 | 1 | 99 | 1:1 | | 0 | 0.129 | 1.216 | 0.157 | - |
| 1 905 | 26590 | QPSK | A | Open | 20 | 21.3 | 20.44 | -0.06 | Left | 0 | 50 | 49 | 1:1 | | 0 | 0.125 | 1.219 | 0.152 | - |
| 1 905 | 26590 | QPSK | A | Open | 20 | 21.3 | 20.45 | 0.14 | Right | 0 | 1 | 99 | 1:1 | | 0 | 0.157 | 1.216 | 0.191 | - |
| 1 905 | 26590 | QPSK | A | Open | 20 | 21.3 | 20.44 | 0.14 | Right | 0 | 50 | 49 | 1:1 | | 0 | 0.141 | 1.219 | 0.172 | - |
| 1 905 | 26590 | QPSK | A | Open | 20 | 21.3 | 20.45 | 0.10 | Bottom | 0 | 1 | 99 | 1:1 | | 0 | 1.580 | 1.216 | 1.921 | - |
| 1 905 | 26590 | QPSK | A | Open | 20 | 21.3 | 20.44 | 0.10 | Bottom | 0 | 50 | 49 | 1:1 | | 0 | 1.560 | 1.219 | 1.902 | - |
| 1 905 | 26590 | QPSK | A | Open | 20 | 21.3 | 20.31 | -0.10 | Rear | 0 | 100 | 0 | 1:1 | | 0 | 2.250 | 1.256 | 2.826 | # |
| ANSI/ IEEE C95.1 - 2005 – Safety Limit<br>Spatial Peak<br>Uncontrolled Exposure/ General Population | | | | | | | | | Hand<br>4.0 W/kg<br>Averaged over 10 gram | | | | | | | | | | |

Note: # Data entry indicate Variability measurement.



The report shall not be (partly) reproduced except in full without approval of the laboratory.

| LTE FDD Band 30 Phablet SAR _10g | | | | | | | | | | | | | | | | | | | | |
|---|---|---|---|---|---|---|---|---|---|---|---|---|---|---|---|---|---|---|---|---|
| Frequency | | Mode | Ant. | Form Factor | Band width | Tune-Up Limit | Meas. Power | Power Drift | Test Position | MPR | RB Size | RB offset | Duty Cycle | Ant. State | Distance | Meas. SAR | Scaling Factor | Scaled SAR | Plot No. |
| MHz | Ch. | | | | (MHz) | (dBm) | (dBm) | (dB) | | (dB) | | | | | (mm) | (W/kg) | | (W/kg) | |
| 2 310 | 27710 | QPSK | B | Open | 10 | 20.0 | 19.15 | -0.06 | Rear | 0 | 1 | 49 | 1:1 | | 0 | 1.020 | 1.216 | 1.240 | - |
| 2 310 | 27710 | QPSK | B | Open | 10 | 20.0 | 19.05 | 0.16 | Rear | 0 | 25 | 24 | 1:1 | | 0 | 1.060 | 1.245 | **1.320** | D3 |
| 2 310 | 27710 | QPSK | B | Open | 10 | 20.0 | 19.15 | 0.00 | Front | 0 | 1 | 49 | 1:1 | | 0 | 0.816 | 1.216 | 0.992 | - |
| 2 310 | 27710 | QPSK | B | Open | 10 | 20.0 | 19.05 | 0.00 | Front | 0 | 25 | 24 | 1:1 | | 0 | 0.828 | 1.245 | 1.031 | - |
| 2 310 | 27710 | QPSK | B | Open | 10 | 20.0 | 19.15 | -0.10 | Left | 0 | 1 | 49 | 1:1 | | 0 | 0.384 | 1.216 | 0.467 | - |
| 2 310 | 27710 | QPSK | B | Open | 10 | 20.0 | 19.05 | 0.00 | Left | 0 | 25 | 24 | 1:1 | | 0 | 0.388 | 1.245 | 0.483 | - |
| 2 310 | 27710 | QPSK | B | Open | 10 | 20.0 | 19.15 | 0.16 | Bottom | 0 | 1 | 49 | 1:1 | | 0 | 0.837 | 1.216 | 1.018 | - |
| 2 310 | 27710 | QPSK | B | Open | 10 | 20.0 | 19.05 | 0.19 | Bottom | 0 | 25 | 24 | 1:1 | | 0 | 0.870 | 1.245 | 1.083 | - |
| ANSI/ IEEE C95.1 - 2005 – Safety Limit<br>Spatial Peak<br>Uncontrolled Exposure/ General Population | | | | | | | | | Hand<br>4.0 W/kg<br>Averaged over 10 gram | | | | | | | | | | |

| | LTE FDD Band 66 (AWS) Phablet SAR _10g | | | | | | | | | | | | | | | | | | | | |
|---|---|---|---|---|---|---|---|---|---|---|---|---|---|---|---|---|---|---|---|---|---|
| CC UL PC | Frequency | | Mode | Ant. | Form Factor | Band width | Tune-Up Limit | Meas. Power | Power Drift | Test Position | MPR | RB Size | RB offset | Duty Cycle | Ant. State | Distance | Meas. SAR | Scaling Factor | Scaled SAR | Plot No. |
| | MHz | Ch. | | | | (MHz) | (dBm) | (dBm) | (dB) | | (dB) | | | | | (mm) | (W/kg) | | (W/kg) | |
| 1CC UL | 1 745 | 132322 | QPSK | I | Open | 20 | 21.5 | 20.85 | 0.00 | Rear | 0 | 1 | 0 | 1:1 | | 0 | 1.340 | 1.161 | 1.556 | - |
| 1CC UL | 1 745 | 132322 | QPSK | I | Open | 20 | 21.5 | 20.75 | 0.00 | Rear | 0 | 50 | 0 | 1:1 | | 0 | 1.380 | 1.189 | 1.641 | - |
| 1CC UL | 1 745 | 132322 | QPSK | I | Open | 20 | 21.5 | 20.85 | 0.06 | Front | 0 | 1 | 0 | 1:1 | | 0 | 1.690 | 1.161 | 1.962 | - |
| 1CC UL | 1 745 | 132322 | QPSK | I | Open | 20 | 21.5 | 20.75 | 0.11 | Front | 0 | 50 | 0 | 1:1 | | 0 | 1.680 | 1.189 | 1.998 | - |
| 1CC UL | 1 745 | 132322 | QPSK | I | Open | 20 | 21.5 | 20.85 | 0.19 | Right | 0 | 1 | 0 | 1:1 | | 0 | 2.120 | 1.161 | 2.461 | - |
| 1CC UL | 1 720 | 132072 | QPSK | I | Open | 20 | 21.5 | 20.57 | 0.18 | Right | 0 | 1 | 49 | 1:1 | | 0 | 2.090 | 1.239 | **2.590** | D4 |
| 1CC UL | 1 770 | 132572 | QPSK | I | Open | 20 | 21.5 | 20.62 | 0.17 | Right | 0 | 1 | 49 | 1:1 | | 0 | 2.010 | 1.225 | 2.462 | - |
| 1CC UL | 1 745 | 132322 | QPSK | I | Open | 20 | 21.5 | 20.75 | 0.15 | Right | 0 | 50 | 0 | 1:1 | | 0 | 2.100 | 1.189 | 2.497 | - |
| 1CC UL | 1 720 | 132072 | QPSK | I | Open | 20 | 21.5 | 20.65 | 0.18 | Right | 0 | 50 | 25 | 1:1 | | 0 | 2.030 | 1.216 | 2.468 | - |
| 1CC UL | 1 770 | 132572 | QPSK | I | Open | 20 | 21.5 | 20.65 | 0.11 | Right | 0 | 50 | 25 | 1:1 | | 0 | 2.120 | 1.216 | 2.578 | - |
| 1CC UL | 1 720 | 132072 | QPSK | I | Open | 20 | 21.5 | 20.66 | 0.18 | Right | 0 | 100 | 0 | 1:1 | | 0 | 2.120 | 1.213 | 2.572 | - |
| 1CC UL | 1 745 | 132322 | QPSK | I | Open | 20 | 21.5 | 20.85 | -0.12 | Top | 0 | 1 | 0 | 1:1 | | 0 | 0.138 | 1.161 | 0.160 | - |
| 1CC UL | 1 745 | 132322 | QPSK | I | Open | 20 | 21.5 | 20.75 | 0.18 | Top | 0 | 50 | 0 | 1:1 | | 0 | 0.139 | 1.189 | 0.165 | - |
| 1CC UL | 1 770 | 132572 | QPSK | I | Open | 20 | 21.5 | 20.65 | 0.14 | Right | 0 | 50 | 25 | 1:1 | | 0 | 2.110 | 1.216 | 2.566 | # |
| 1CC UL | 1 745 | 132322 | QPSK | I | Open | 15 | 21.5 | 20.89 | 0.15 | Right | 0 | 1 | 0 | 1:1 | | 0 | 1.930 | 1.151 | 2.221 | - |
| 2CC UL (66B) | PCC 1 745 | 132322 | QPSK | I | Open | 15 | 21.5 | 20.81 | 0.14 | Right | 0 | 1 | 0 | 1:1 | | 0 | 2.080 | 1.172 | 2.438 | • |
| 2CC UL (66B) | SCC 1 735.7 | 132229 | QPSK | | | 5 | | | | | | 1 | 24 | | | | | | | |
| 2CC UL (66C) | PCC 1 745 | 132322 | QPSK | I | Open | 20 | 21.5 | 20.78 | -0.17 | Right | 0 | 1 | 0 | 1:1 | | 0 | 2.070 | 1.180 | 2.443 | •• |
| 2CC UL (66C) | SCC 1 725.2 | 132124 | QPSK | | | 20 | | | | | | 1 | 99 | | | | | | | |
| ANSI/ IEEE C95.1 - 2005 – Safety Limit<br>Spatial Peak<br>Uncontrolled Exposure/ General Population | | | | | | | | | | Hand<br>4.0 W/kg<br>Averaged over 10 gram | | | | | | | | | | |

Note: # Data entry indicate Variability measurement.

• Up-link Carrier Aggregation (66B)

•• Up-link Carrier Aggregation (66C)



The report shall not be (partly) reproduced except in full without approval of the laboratory.

| NR FDD Band n25 Phablet SAR _10g | | | | | | | | | | | | | | | | | | | |
|---|---|---|---|---|---|---|---|---|---|---|---|---|---|---|---|---|---|---|---|
| Frequency | | Mode | Ant. | Form Factor | Band width | Tune-Up Limit | Meas. Power | Power Drift | Test Position | MPR | RB Size | RB offset | Duty Cycle | Ant. State | Distance | Meas. SAR | Scaling Factor | Scaled SAR | Plot No. |
| MHz | Ch. | | | | (MHz) | (dBm) | (dBm) | (dB) | | (dB) | | | | | (mm) | (W/kg) | | (W/kg) | |
| 1 882.5 | 376500 | DFT-s OFDM QPSK | A | Open | 40 | 21.3 | 20.50 | 0.14 | Rear | 0 | 1 | 108 | 1:1 | | 0 | 1.860 | 1.202 | 2.236 | - |
| 1 882.5 | 376500 | DFT-s OFDM QPSK | A | Open | 40 | 21.3 | 20.47 | -0.15 | Rear | 0 | 108 | 54 | 1:1 | | 0 | 1.970 | 1.211 | 2.386 | - |
| 1 882.5 | 376500 | DFT-s OFDM QPSK | A | Open | 40 | 21.3 | 20.30 | 0.11 | Rear | 0 | 216 | 0 | 1:1 | | 0 | 1.950 | 1.259 | 2.455 | - |
| 1 882.5 | 376500 | DFT-s OFDM QPSK | A | Open | 40 | 21.3 | 20.50 | 0.00 | Front | 0 | 1 | 108 | 1:1 | | 0 | 1.880 | 1.202 | 2.260 | - |
| 1 882.5 | 376500 | DFT-s OFDM QPSK | A | Open | 40 | 21.3 | 20.47 | 0.15 | Front | 0 | 108 | 54 | 1:1 | | 0 | 1.950 | 1.211 | 2.361 | - |
| 1 882.5 | 376500 | DFT-s OFDM QPSK | A | Open | 40 | 21.3 | 20.50 | 0.16 | Front | 0 | 216 | 0 | 1:1 | | 0 | 1.950 | 1.202 | 2.344 | - |
| 1 882.5 | 376500 | DFT-s OFDM QPSK | A | Open | 40 | 21.3 | 20.50 | 0.17 | Left | 0 | 1 | 108 | 1:1 | | 0 | 0.342 | 1.202 | 0.411 | - |
| 1 882.5 | 376500 | DFT-s OFDM QPSK | A | Open | 40 | 21.3 | 20.47 | 0.12 | Left | 0 | 108 | 54 | 1:1 | | 0 | 0.350 | 1.211 | 0.424 | - |
| 1 882.5 | 376500 | DFT-s OFDM QPSK | A | Open | 40 | 21.3 | 20.50 | 0.11 | Right | 0 | 1 | 108 | 1:1 | | 0 | 0.146 | 1.202 | 0.175 | - |
| 1 882.5 | 376500 | DFT-s OFDM QPSK | A | Open | 40 | 21.3 | 20.47 | 0.12 | Right | 0 | 108 | 54 | 1:1 | | 0 | 0.148 | 1.211 | 0.179 | - |
| 1 882.5 | 376500 | DFT-s OFDM QPSK | A | Open | 40 | 21.3 | 20.50 | 0.18 | Bottom | 0 | 1 | 108 | 1:1 | | 0 | 1.230 | 1.202 | 1.478 | - |
| 1 882.5 | 376500 | DFT-s OFDM QPSK | A | Open | 40 | 21.3 | 20.47 | 0.18 | Bottom | 0 | 108 | 54 | 1:1 | | 0 | 1.690 | 1.211 | 2.047 | - |
| 1 882.5 | 376500 | DFT-s OFDM QPSK | A | Open | 40 | 21.3 | 20.30 | 0.11 | Bottom | 0 | 216 | 0 | 1:1 | | 0 | 0.992 | 1.259 | 1.249 | - |
| 1 882.5 | 376500 | CP QPSK | A | Open | 40 | 21.3 | 20.33 | -0.15 | Rear | 0 | 1 | 1 | 1:1 | | 0 | 1.870 | 1.250 | 2.338 | - |
| 1 882.5 | 376500 | DFT-s OFDM QPSK | I | Open | 40 | 22.0 | 20.95 | 0.05 | Rear | 0 | 1 | 214 | 1:1 | | 0 | 1.420 | 1.274 | 1.809 | - |
| 1 882.5 | 376500 | DFT-s OFDM QPSK | I | Open | 40 | 22.0 | 20.85 | 0.16 | Rear | 0 | 108 | 54 | 1:1 | | 0 | 1.490 | 1.303 | 1.941 | - |
| 1 882.5 | 376500 | DFT-s OFDM QPSK | I | Open | 40 | 22.0 | 20.95 | -0.18 | Front | 0 | 1 | 214 | 1:1 | | 0 | 1.200 | 1.274 | 1.529 | - |
| 1 882.5 | 376500 | DFT-s OFDM QPSK | I | Open | 40 | 22.0 | 20.85 | 0.12 | Front | 0 | 108 | 54 | 1:1 | | 0 | 1.270 | 1.303 | 1.655 | - |
| 1 882.5 | 376500 | DFT-s OFDM QPSK | I | Open | 40 | 22.0 | 20.95 | -0.18 | Right | 0 | 1 | 214 | 1:1 | | 0 | 2.010 | 1.274 | 2.561 | - |
| 1 882.5 | 376500 | DFT-s OFDM QPSK | I | Open | 40 | 22.0 | 20.85 | 0.18 | Right | 0 | 108 | 54 | 1:1 | | 0 | 2.160 | 1.303 | **2.814** | D5 |
| 1 882.5 | 376500 | DFT-s OFDM QPSK | I | Open | 40 | 22.0 | 20.89 | -0.12 | Right | 0 | 216 | 0 | 1:1 | | 0 | 2.160 | 1.291 | 2.789 | - |
| 1 882.5 | 376500 | DFT-s OFDM QPSK | I | Open | 40 | 22.0 | 20.95 | 0.08 | Top | 0 | 1 | 214 | 1:1 | | 0 | 0.135 | 1.274 | 0.172 | - |
| 1 882.5 | 376500 | DFT-s OFDM QPSK | I | Open | 40 | 22.0 | 20.85 | 0.15 | Top | 0 | 108 | 54 | 1:1 | | 0 | 0.139 | 1.303 | 0.181 | - |
| 1 882.5 | 376500 | CP QPSK | I | Open | 40 | 22.0 | 21.16 | -0.19 | Right | 0 | 1 | 1 | 1:1 | | 0 | 2.080 | 1.213 | 2.523 | - |
| 1 882.5 | 376500 | DFT-s OFDM QPSK | I | Open | 40 | 22.0 | 20.85 | -0.01 | Right | 0 | 108 | 54 | 1:1 | | 0 | 2.060 | 1.303 | 2.684 | # |
| ANSI/ IEEE C95.1 - 2005 – Safety Limit<br>Spatial Peak<br>Uncontrolled Exposure/ General Population | | | | | | | | | Hand<br>4.0 W/kg<br>Averaged over 10 gram | | | | | | | | | | |

Note: # Data entry indicate Variability measurement.

| NR FDD Band n30 Phablet SAR _10g | | | | | | | | | | | | | | | | | | | |
|---|---|---|---|---|---|---|---|---|---|---|---|---|---|---|---|---|---|---|---|
| Frequency | | Mode | Ant. | Form Factor | Band width | Tune-Up Limit | Meas. Power | Power Drift | Test Position | MPR | RB Size | RB offset | Duty Cycle | Ant. State | Distance | Meas. SAR | Scaling Factor | Scaled SAR | Plot No. |
| MHz | Ch. | | | | (MHz) | (dBm) | (dBm) | (dB) | | (dB) | | | | | (mm) | (W/kg) | | (W/kg) | |
| 2 310 | 462000 | DFT-s OFDM QPSK | B | Open | 10 | 20.0 | 19.16 | -0.13 | Rear | 0 | 1 | 1 | 1:1 | | 0 | 0.792 | 1.213 | 0.961 | - |
| 2 310 | 462000 | DFT-s OFDM QPSK | B | Open | 10 | 20.0 | 19.17 | -0.16 | Rear | 0 | 25 | 0 | 1:1 | | 0 | 1.03 | 1.211 | **1.247** | D6 |
| 2 310 | 462000 | DFT-s OFDM QPSK | B | Open | 10 | 20.0 | 19.16 | 0.00 | Front | 0 | 1 | 1 | 1:1 | | 0 | 0.889 | 1.213 | 1.078 | - |
| 2 310 | 462000 | DFT-s OFDM QPSK | B | Open | 10 | 20.0 | 19.17 | 0.00 | Front | 0 | 25 | 0 | 1:1 | | 0 | 0.902 | 1.211 | 1.092 | - |
| 2 310 | 462000 | DFT-s OFDM QPSK | B | Open | 10 | 20.0 | 19.16 | 0.11 | Left | 0 | 1 | 1 | 1:1 | | 0 | 0.37 | 1.213 | 0.449 | - |
| 2 310 | 462000 | DFT-s OFDM QPSK | B | Open | 10 | 20.0 | 19.17 | 0.12 | Left | 0 | 25 | 0 | 1:1 | | 0 | 0.375 | 1.211 | 0.454 | - |
| 2 310 | 462000 | DFT-s OFDM QPSK | B | Open | 10 | 20.0 | 19.16 | -0.17 | Bottom | 0 | 1 | 1 | 1:1 | | 0 | 0.739 | 1.213 | 0.896 | - |
| 2 310 | 462000 | DFT-s OFDM QPSK | B | Open | 10 | 20.0 | 19.17 | -0.14 | Bottom | 0 | 25 | 0 | 1:1 | | 0 | 0.759 | 1.211 | 0.919 | - |
| 2 310 | 462000 | CP QPSK | B | Open | 10 | 20.0 | 19.53 | 0.11 | Rear | 0 | 1 | 1 | 1:1 | | 0 | 1.000 | 1.114 | 1.114 | - |
| ANSI/ IEEE C95.1 - 2005 – Safety Limit<br>Spatial Peak<br>Uncontrolled Exposure/ General Population | | | | | | | | | Hand<br>4.0 W/kg<br>Averaged over 10 gram | | | | | | | | | | |



The report shall not be (partly) reproduced except in full without approval of the laboratory.

| NR TDD Band n38 Phablet SAR _10g | | | | | | | | | | | | | | | | | | | |
|---|---|---|---|---|---|---|---|---|---|---|---|---|---|---|---|---|---|---|---|
| Frequency | | Mode | Ant. | Form Factor | Band width | Tune-Up Limit | Meas. Power | Power Drift | Test Position | MPR | RB Size | RB offset | Duty Cycle | Ant. State | Distance | Meas. SAR | Scaling Factor | Scaled SAR | Plot No. |
| MHz | Ch. | | | | (MHz) | (dBm) | (dBm) | (dB) | | (dB) | | | | | (mm) | (W/kg) | | (W/kg) | |
| 2 595.00 | 519000 | DFT-s OFDM QPSK | B | Open | 40 | 20.5 | 20.26 | 0.00 | Rear | 0 | 1 | 1 | 1:1 | | 0 | 1.720 | 1.057 | 1.818 | - |
| 2 595.00 | 519000 | DFT-s OFDM QPSK | B | Open | 40 | 20.5 | 20.20 | 0.00 | Rear | 0 | 50 | 28 | 1:1 | | 0 | 1.690 | 1.072 | 1.812 | - |
| 2 595.00 | 519000 | DFT-s OFDM QPSK | B | Open | 40 | 20.5 | 20.26 | 0.00 | Front | 0 | 1 | 1 | 1:1 | | 0 | 0.964 | 1.057 | 1.019 | - |
| 2 595.00 | 519000 | DFT-s OFDM QPSK | B | Open | 40 | 20.5 | 20.20 | 0.00 | Front | 0 | 50 | 28 | 1:1 | | 0 | 0.932 | 1.072 | 0.999 | - |
| 2 595.00 | 519000 | DFT-s OFDM QPSK | B | Open | 40 | 20.5 | 20.26 | -0.14 | Left | 0 | 1 | 1 | 1:1 | | 0 | 0.526 | 1.057 | 0.556 | - |
| 2 595.00 | 519000 | DFT-s OFDM QPSK | B | Open | 40 | 20.5 | 20.20 | -0.13 | Left | 0 | 50 | 28 | 1:1 | | 0 | 0.472 | 1.072 | 0.506 | - |
| 2 595.00 | 519000 | DFT-s OFDM QPSK | B | Open | 40 | 20.5 | 20.26 | -0.03 | Bottom | 0 | 1 | 1 | 1:1 | | 0 | 1.430 | 1.057 | 1.512 | - |
| 2 595.00 | 519000 | DFT-s OFDM QPSK | B | Open | 40 | 20.5 | 20.20 | 0.06 | Bottom | 0 | 50 | 28 | 1:1 | | 0 | 1.400 | 1.072 | 1.501 | - |
| 2 595.00 | 519000 | CP QPSK | B | Open | 40 | 20.5 | 19.61 | 0.00 | Rear | 0 | 1 | 1 | 1:1 | | 0 | 1.750 | 1.227 | **2.147** | **D7** |
| ANSI/ IEEE C95.1 - 2005 – Safety Limit<br>Spatial Peak<br>Uncontrolled Exposure/ General Population | | | | | | | | | Hand<br>4.0 W/kg<br>Averaged over 10 gram | | | | | | | | | | |

| NR FDD Band n66 Phablet SAR _10g | | | | | | | | | | | | | | | | | | | |
|---|---|---|---|---|---|---|---|---|---|---|---|---|---|---|---|---|---|---|---|
| Frequency | | Mode | Ant. | Form Factor | Band width | Tune-Up Limit | Meas. Power | Power Drift | Test Position | MPR | RB Size | RB offset | Duty Cycle | Ant. State | Distance | Meas. SAR | Scaling Factor | Scaled SAR | Plot No. |
| MHz | Ch. | | | | (MHz) | (dBm) | (dBm) | (dB) | | (dB) | | | | | (mm) | (W/kg) | | (W/kg) | |
| 1 745 | 349000 | DFT-s OFDM QPSK | A | Open | 40 | 21.3 | 20.55 | -0.06 | Rear | 0 | 1 | 1 | 1:1 | | 0 | 2.330 | 1.189 | 2.770 | - |
| 1 745 | 349000 | DFT-s OFDM QPSK | A | Open | 40 | 21.3 | 20.59 | -0.02 | Rear | 0 | 108 | 54 | 1:1 | | 0 | 2.390 | 1.178 | **2.815** | **D8** |
| 1 745 | 349000 | DFT-s OFDM QPSK | A | Open | 40 | 21.3 | 20.35 | -0.01 | Rear | 0 | 216 | 0 | 1:1 | | 0 | 2.220 | 1.245 | 2.764 | - |
| 1 745 | 349000 | DFT-s OFDM QPSK | A | Open | 40 | 21.3 | 20.55 | 0.00 | Front | 0 | 1 | 1 | 1:1 | | 0 | 1.810 | 1.189 | 2.152 | - |
| 1 745 | 349000 | DFT-s OFDM QPSK | A | Open | 40 | 21.3 | 20.59 | -0.03 | Front | 0 | 108 | 54 | 1:1 | | 0 | 1.840 | 1.178 | 2.168 | - |
| 1 745 | 349000 | DFT-s OFDM QPSK | A | Open | 40 | 21.3 | 20.35 | 0.01 | Front | 0 | 216 | 0 | 1:1 | | 0 | 1.870 | 1.245 | 2.328 | - |
| 1 745 | 349000 | DFT-s OFDM QPSK | A | Open | 40 | 21.3 | 20.55 | 0.02 | Left | 0 | 1 | 1 | 1:1 | | 0 | 0.222 | 1.189 | 0.264 | - |
| 1 745 | 349000 | DFT-s OFDM QPSK | A | Open | 40 | 21.3 | 20.59 | 0.03 | Left | 0 | 108 | 54 | 1:1 | | 0 | 0.220 | 1.178 | 0.259 | - |
| 1 745 | 349000 | DFT-s OFDM QPSK | A | Open | 40 | 21.3 | 20.55 | 0.09 | Right | 0 | 1 | 1 | 1:1 | | 0 | 0.146 | 1.189 | 0.174 | - |
| 1 745 | 349000 | DFT-s OFDM QPSK | A | Open | 40 | 21.3 | 20.59 | 0.17 | Right | 0 | 108 | 54 | 1:1 | | 0 | 0.143 | 1.178 | 0.168 | - |
| 1 745 | 349000 | DFT-s OFDM QPSK | A | Open | 40 | 21.3 | 20.55 | 0.10 | Bottom | 0 | 1 | 1 | 1:1 | | 0 | 1.840 | 1.189 | 2.188 | - |
| 1 745 | 349000 | DFT-s OFDM QPSK | A | Open | 40 | 21.3 | 20.59 | 0.18 | Bottom | 0 | 108 | 54 | 1:1 | | 0 | 1.720 | 1.178 | 2.026 | - |
| 1 745 | 349000 | DFT-s OFDM QPSK | A | Open | 40 | 21.3 | 20.55 | 0.07 | Bottom | 0 | 216 | 0 | 1:1 | | 0 | 1.600 | 1.189 | 1.902 | - |
| 1 745 | 349000 | CP OFDM QPSK | A | Open | 40 | 21.3 | 20.79 | -0.02 | Rear | 0 | 1 | 1 | 1:1 | | 0 | 2.180 | 1.125 | 2.453 | - |
| 1745 | 349000 | DFT-s OFDM QPSK | A | Open | 40 | 21.3 | 20.59 | 0.18 | Rear | 0 | 108 | 54 | 1:1 | | 0 | 2.320 | 1.178 | 2.733 | # |
| ANSI/ IEEE C95.1 - 2005 – Safety Limit<br>Spatial Peak<br>Uncontrolled Exposure/ General Population | | | | | | | | | Hand<br>4.0 W/kg<br>Averaged over 10 gram | | | | | | | | | | |

Note: # Data entry indicate Variability measurement.



The report shall not be (partly) reproduced except in full without approval of the laboratory.

| 5 GHz WLAN Phablet SAR _10g | | | | | | | | | | | | | | | | | | |
|---|---|---|---|---|---|---|---|---|---|---|---|---|---|---|---|---|---|---|
| Frequency | | Mode | Ant. | Form Factor | Band width (MHz) | Data Rate (Mbps) | Tune-Up Limit (dBm) | Meas. Power (dBm) | Power Drift (dB) | Test Position | Duty Cycle | Distance (mm) | Area Scan Peak SAR (W/kg) | Meas. SAR (W/kg) | Scaling Factor | Scaling Factor (Duty) | Scaled SAR (W/kg) | Plot No. |
| MHz | Ch. | | | | | | | | | | | | | | | | | |
| 5 300 | 60 | 802.11a | Ant.1 | Open | 20 | 6 | 16.0 | 14.85 | 0.00 | Rear | 93.7 | 0 | 5.73 | 0.538 | 1.303 | 1.067 | 0.748 | - |
| 5 300 | 60 | 802.11a | Ant.1 | Open | 20 | 6 | 16.0 | 14.85 | 0.00 | Front | 93.7 | 0 | 4.52 | 0.458 | 1.303 | 1.067 | 0.637 | - |
| 5 300 | 60 | 802.11a | Ant.1 | Open | 20 | 6 | 16.0 | 14.85 | 0.06 | Left | 93.7 | 0 | 13.9 | 1.21 | 1.303 | 1.067 | 1.683 | - |
| 5 300 | 60 | 802.11a | Ant.1 | Open | 20 | 6 | 16.0 | 14.85 | 0.17 | Top | 93.7 | 0 | 1.61 | 0.199 | 1.303 | 1.067 | 0.277 | - |
| 5 620 | 124 | 802.11a | Ant.1 | Open | 20 | 6 | 16.0 | 15.11 | 0.00 | Rear | 93.7 | 0 | 4.12 | 0.378 | 1.227 | 1.067 | 0.495 | - |
| 5 620 | 124 | 802.11a | Ant.1 | Open | 20 | 6 | 16.0 | 15.11 | 0.00 | Front | 93.7 | 0 | 4.73 | 0.408 | 1.227 | 1.067 | 0.534 | - |
| 5 620 | 124 | 802.11a | Ant.1 | Open | 20 | 6 | 16.0 | 15.11 | 0.10 | Left | 93.7 | 0 | 16 | 1.36 | 1.227 | 1.067 | **1.781** | **D9** |
| 5 620 | 124 | 802.11a | Ant.1 | Open | 20 | 6 | 16.0 | 15.11 | 0.12 | Top | 93.7 | 0 | 1.19 | 0.159 | 1.227 | 1.067 | 0.208 | - |
| 5 865 | 173 | 802.11a | Ant.1 | Open | 20 | 6 | 16.0 | 15.25 | 0.00 | Rear | 93.7 | 0 | 5.39 | 0.459 | 1.189 | 1.067 | 0.582 | - |
| 5 865 | 173 | 802.11a | Ant.1 | Open | 20 | 6 | 16.0 | 15.25 | 0.00 | Front | 93.7 | 0 | 5.66 | 0.521 | 1.189 | 1.067 | 0.661 | - |
| 5 865 | 173 | 802.11a | Ant.1 | Open | 20 | 6 | 16.0 | 15.25 | -0.11 | Left | 93.7 | 0 | 13.8 | 1.26 | 1.189 | 1.067 | 1.599 | - |
| 5 865 | 173 | 802.11a | Ant.1 | Open | 20 | 6 | 16.0 | 15.25 | 0.00 | Top | 93.7 | 0 | 1.2 | 0.141 | 1.189 | 1.067 | 0.179 | - |
| 5 300 | 60 | 802.11a | Ant.2 | Open | 20 | 6 | 16.0 | 15.40 | 0.00 | Rear | 93.7 | 0 | 2.92 | 0.224 | 1.148 | 1.067 | 0.274 | - |
| 5 300 | 60 | 802.11a | Ant.2 | Open | 20 | 6 | 16.0 | 15.40 | 0.00 | Front | 93.7 | 0 | 3.64 | 0.229 | 1.148 | 1.067 | 0.281 | - |
| 5 300 | 60 | 802.11a | Ant.2 | Open | 20 | 6 | 16.0 | 15.40 | 0.09 | Right | 93.7 | 0 | 1.42 | 0.18 | 1.148 | 1.067 | 0.221 | - |
| 5 300 | 60 | 802.11a | Ant.2 | Open | 20 | 6 | 16.0 | 15.40 | 0.17 | Top | 93.7 | 0 | 2.3 | 0.179 | 1.148 | 1.067 | 0.219 | - |
| 5 600 | 120 | 802.11a | Ant.2 | Open | 20 | 6 | 16.0 | 15.79 | 0.00 | Rear | 93.7 | 0 | 3.0 | 0.256 | 1.050 | 1.067 | 0.287 | - |
| 5 600 | 120 | 802.11a | Ant.2 | Open | 20 | 6 | 16.0 | 15.79 | 0.00 | Front | 93.7 | 0 | 3.07 | 0.197 | 1.050 | 1.067 | 0.221 | - |
| 5 600 | 120 | 802.11a | Ant.2 | Open | 20 | 6 | 16.0 | 15.79 | 0.14 | Right | 93.7 | 0 | 1.13 | 0.148 | 1.050 | 1.067 | 0.166 | - |
| 5 600 | 120 | 802.11a | Ant.2 | Open | 20 | 6 | 16.0 | 15.79 | 0.06 | Top | 93.7 | 0 | 1.92 | 0.19 | 1.050 | 1.067 | 0.213 | - |
| 5 865 | 173 | 802.11a | Ant.2 | Open | 20 | 6 | 16.0 | 14.56 | 0.00 | Rear | 93.7 | 0 | 2.7 | 0.163 | 1.393 | 1.067 | 0.242 | - |
| 5 865 | 173 | 802.11a | Ant.2 | Open | 20 | 6 | 16.0 | 14.56 | 0.00 | Front | 93.7 | 0 | 2.2 | 0.17 | 1.393 | 1.067 | 0.253 | - |
| 5 865 | 173 | 802.11a | Ant.2 | Open | 20 | 6 | 16.0 | 14.56 | 0.11 | Right | 93.7 | 0 | 0.845 | 0.111 | 1.393 | 1.067 | 0.165 | - |
| 5 865 | 173 | 802.11a | Ant.2 | Open | 20 | 6 | 16.0 | 14.56 | 0.01 | Top | 93.7 | 0 | 1.33 | 0.095 | 1.393 | 1.067 | 0.141 | - |
| ANSI/ IEEE C95.1 - 2005 – Safety Limit<br>Spatial Peak<br>Uncontrolled Exposure/ General Population | | | | | | | | | | | | | Hand<br>4.0 W/kg<br>Averaged over 10 gram | | | | | |

| DSS Phablet SAR_10g | | | | | | | | | | | | | | |
|---|---|---|---|---|---|---|---|---|---|---|---|---|---|---|
| Frequency | | Mode | Form Factor | Ant. | Tune-Up Limit | Meas. Power | Power Drift | Test Position | Distance | Meas. SAR | Scaling Factor | Scaling Factor | Scaled SAR | Plot No. |
| MHz | Ch. | | | | (dBm) | (dBm) | (dB) | | (mm) | (W/kg) | | (Duty) | (W/kg) | |
| 2 441 | 39 | Bluetooth DH5 | Open | Ant.2 | 18 | 17.55 | 0.00 | Rear | 0 | 0.34 | 1.109 | 1.010 | 0.381 | - |
| 2 441 | 39 | Bluetooth DH5 | Open | Ant.2 | 18 | 17.55 | 0.00 | Front | 0 | 0.563 | 1.109 | 1.010 | 0.631 | - |
| 2 441 | 39 | Bluetooth DH5 | Open | Ant.2 | 18 | 17.55 | -0.16 | Right | 0 | 0.014 | 1.109 | 1.010 | 0.016 | - |
| 2 441 | 39 | Bluetooth DH5 | Open | Ant.2 | 18 | 17.55 | 0.09 | Top | 0 | 0.707 | 1.109 | 1.010 | **0.792** | **D11** |
| ANSI/ IEEE C95.1 - 2005– Safety Limit<br>Spatial Peak<br>Uncontrolled Exposure/ General Population | | | | | | | | Hand<br>4.0 W/kg<br>Averaged over 10 gram | | | | | | |



The report shall not be (partly) reproduced except in full without approval of the laboratory.

| NFC Phablet SAR _10g | | | | | | | |
|---|---|---|---|---|---|---|---|
| Frequency | Mode | Data Rate | Power Drift | Test Position | Distance | Meas. SAR | Plot No. |
| MHz | | (Kbps) | (dB) | | (mm) | (W/kg) | |
| 13.56 | NFC (Type A) | 106 | 0.17 | Rear | 0 | **0.00743** | **D10** |
| 13.56 | NFC (Type B) | 106 | 0.11 | Rear | 0 | 0.00712 | - |
| 13.56 | NFC (Type F) | 106 | 0.00 | Rear | 0 | 0 | - |
| 13.56 | NFC (Type A) | 106 | 0.00 | Front | 0 | 0 | - |
| 13.56 | NFC (Type A) | 106 | 0.00 | Left | 0 | 0 | - |
| 13.56 | NFC (Type A) | 106 | 0.00 | Right | 0 | 0 | - |
| 13.56 | NFC (Type A) | 106 | 0.13 | Top | 0 | 0.000627 | - |
| 13.56 | NFC (Type A) | 106 | 0.00 | Bottom | 0 | 0 | - |
| ANSI/ IEEE C95.1 - 2005 – Safety Limit<br>Spatial Peak<br>Uncontrolled Exposure/ General Population | | | Hand<br>4.0 W/kg<br>Averaged over 10 gram | | | | |



The report shall not be (partly) reproduced except in full without approval of the laboratory.

## 13.6 SAR Test Notes

General Notes:

1. The test data reported are the worst-case SAR values according to test procedures specified in IEEE 1528-2013, FCC KDB Procedure.
2. Batteries are fully charged at the beginning of the SAR measurements. A standard battery was used for all SAR measurements.
3. Liquid tissue depth was at least 15.0 cm for all frequencies.
4. The manufacturer has confirmed that the device(s) tested have the same physical, mechanical and thermal characteristics and are within operational tolerances expected for production units.
5. SAR results were scaled to the maximum allowed power to demonstrate compliance per FCC KDB 447498 D01v06.
6. Device was tested using a fixed spacing for body-worn accessory testing. A separation distance of 10 mm was considered because the manufacturer has determined that there will be body-worn accessories available in the marketplace for users to support this separation distance.
7. Per FCC KDB 648474 D04v01r03, SAR was evaluated without a headset connected to the device. Since the standalone reported SAR was 1.2 W/kg, no additional SAR evaluation using a headset cable were required.
8. Per KDB 648474 D04v01r03, this device is considered a "Phablet" since the diagonal dimension is > 160 mm and < 200 mm. When hotspot mode applies, extremity SAR is required only for the surfaces and edges with hotspot mode scaled to the maximum output power (with tolerance) is 1 g SAR > 1.2 W/kg.
9. Per FCC KDB 865664 D01v01r04, variability SAR measurement were performed when the measured SAR results for a frequency Band were greater than or equal to 0.8 W/kg for 1g SAR and >2 for 10g SAR Please see Section 15 for variability analysis.
10. This device utilizes power reduction for some wireless mode and technologies, as outlined in sec. 4 The maximum output power allowed for each transmitter and exposure condition was evaluated for SAR compliance based on expected use conditions and simultaneous scenarios.
11. During SAR testing for the Hotspot conditions per KDB 941225 D06v02r01, the actual portable hotspot operation (with actual simultaneous transmission of a transmitter with WiFi) was not activated.

GSM/GPRS Test Notes:

1. This EUT'S GSM and GPRS device class is B.
2. This device supports GPRS VOIP in the head and the body-worn configurations therefore GPRS was additionally evaluated for head and body-worn compliance.
3. Justification for reduced test configurations per KDB 941225 D01v03r01: The source-based time-averaged output power was evaluated for all multi-slot operations. The multi-slot configuration with the highest frame averaged output power including tolerance was evaluated for SAR.
4. Per FCC KDB 447498 D04v01, if the reported (scaled) SAR measured at the middle channel or highest output power channel for each test configuration is 0.8 W/kg then testing at the other channels is not required for such test configuration(s). When the maximum output power variation across the required test channels is 1/2 dB, instead of the middle channel, the highest output power channel must be used.



The report shall not be (partly) reproduced except in full without approval of the laboratory.

UMTS Notes:

1. The 12.2 kbps RMC mode is the primary mode per KDB 941225 D01v03r01.
2. UMTS SAR was tested under RMC 12.2 kbps with HSPA inactive per KDB publication 941225 D01v03r01. AMR and HSPA SAR was not required per the 3G Test Reduction Procedure in KDB Publication 941225 D01v03r01.
3. Per FCC KDB 447498 D01v06, if the reported (scaled) SAR measured at the middle channel or highest output power channel for each test configuration is 0.8 W/kg then testing at the other channels is not required for such test configuration(s). When the maximum output power variation across the channel highest output power channel was used.

LTE Notes:

1. LTE Considerations: LTE test configurations are determined according to SAR Evaluation Consideration for LTE Devices in FCC KDB 941225 D05v02r05.
2. According to FCC KDB 941225 D05v02r05:
   When the reported SAR is 0.8 W/kg, testing of the 100% RB allocation and required test channels is not required. Otherwise, SAR is required for the remaining required test channels using the 1RB, 50%RB and 100%RB allocation with highest output power for that channel.
   Only one channel, and as reported SAR values for 1RB allocation and 50%RB allocation were less than 1.45W/Kg only the highest power RB offset for each allocation was required.
3. MPR is permanently implemented for this device by the manufacturer. The specific manufacturer target MPR is indicated alongside the SAR results. MPR is enabled for this device, according to target MPR is indicated alongside the SAR results.
4. When Power reduction is applied, MPR is 0 for some modes.
5. A-MPR was disabled for all SAR tests by setting NS=01 on the base station simulator.
6. Per FCC KDB Publication 447498 D01v06, if the reported (scaled) LTE TDD Band 41 SAR measured at the highest output power channel for each test configuration is 0.6 W/kg then testing at the other channels is not required for such test configurations.
7. TDD LTE (Power Class 3) was tested using UL-DL configuration 0 with 6 UL sub frames and 2S sub frames using extended cyclic prefix only and special sub frame configuration 6. SAR tests were performed at maximum output power and worst-case transmission duty factor in extended cyclic prefix. Per 3GPP 36.211 Sec. 4, the duty factor using extended cyclic prefix is 0.633(cf=1.58).
8. Per KDB 941225 D05Av01r02, SAR for LTE Carrier Aggregation operations was not needed because the maximum average output power in LTE CA mode was not > 0.25 dB higher than the maximum output power when downlink CA was not activated.
9. This device supports Power Class 2 and Power Class 3 operations for LTE Band 41. The Highest available duty cycle for Power Class 2 operations is 43.3% using UL-DL configuration 1. Per May TCB Workshop notes, all SAR tests were performed using Power Class 3. SAR with power class 2 at the available duty factor was additionally performed for the power class 3 configuration with the highest SAR configuration for each exposure conditions.
10. This device supports LTE Carrier Aggregation (CA) in Uplink for LTE Band 41C, 48C, 66B, 66C with two component carriers in the uplink. SAR measurements and conducted powers were evaluated per Fall 2017 TCBC Workshop notes (LTE Carrier aggregation).
    For LTE Band per 2018 TCBC Workshop notes, SAR was first measured with only a single carrier active in the uplink (carrier aggregation not active). For each exposure condition, the uplink CA scenario with two component carriers was additionally tested for the configuration with the highest SAR when carrier aggregation was not active.
    Because the maximum output for UL CA of LTE Band 41C, 48C, 66B, 66C is ≤ standalone LTE mode (without CA), SAR for LTE Band 41C, 48C, 66B, 66C Up link CA was performed at the highest standalone SAR configuration without CA and also UL CA SAR is not required for all required test channels, Because the reported SAR for UL CA configuration is < 1.4 W/kg.



The report shall not be (partly) reproduced except in full without approval of the laboratory.

The SCC was configured with the closest available contiguous channel. The two component carriers were configured so the resource blocks are physically allocated side by side to achieve the maximum output power.

11. SAR test reduction is applied using the following criteria:
    Start with the largest channel Bandwidth and measure SAR for QPSK with 1 RB, and 50 % RB allocation, using the RB offset and required test channel combination with the highest maximum output power among RB offsets at the upper edge, middle and lower edge of each required test channel. When the reported SAR is >0.8 W/kg, testing for other Channels is performed at the highest output power level for 1RB, and 50 % RB configuration for that channel. Testing for 100% RB configuration is performed at the highest output power level for 100% RB configuration across the Low, Mid and High Channel when the highest reported SAR for 1 RB and 50% RB are >0.8 W/kg, testing for the remaining required channels is not needed because the reported SAR for 100% RB Allocation <1.45 W/kg. Testing for 16-QAM modulation is not required because the reported SAR for QPSK is <1.45 W/kg and its output power is not more than 0.5 dB higher than that a QPSK. Testing for the other channel Bandwidths is not required because the reported SAR for the highest channel Bandwidth is <1.45 W/kg and its output power is not more than 0.5 dB higher than that of the highest channel Bandwidth.

NR Notes:

1. This device supports SA and NSA mode for NR implementation. In EN-DC Mode, NR operate with the LTE Bands shown in the NR FR1 checklist acting as anchor Bands.
2. Due to Limitations of the SAR measurement equipment, SAR testing for NR Bands was performed separately using test mode (FTM) software.
3. More detailed specifications of the NR Bands are contained in the technical description document.
4. This device additionally supports some EN-DC conditions where additional LTE carriers are added on the downlink only.
5. For NR modulations and RB Sizes/Offsets were selected for testing such that configurations with the highest output power was evaluated for SAR tests.
6. SRS was tested with CW signal per Qualcomm guidance in 80-w2112-4.

WLAN Notes:

1. For held-to-ear and hotspot operations, the initial test position procedures were applied. For initial test position, the highest extrapolated peak SAR will be used. When reported SAR for the initial test position is ≤ 0.4 W/kg for 1g SAR and ≤ 1.0 W/kg for 10g SAR, no additional testing for the remaining test positions was required. Otherwise, SAR is evaluated at the subsequent highest peak SAR positions until the reported SAR results is ≤ 0.8 W/kg for 1g SAR and ≤ 2.0 W/kg for 10 g SAR or all test position are measured.

2. Per KDB 2482227 D01v02r02 justification for test configurations of 2.4 GHz WiFi Single transmission chain operations, the highest measured maximum output power channel for DSSS was selected for SAR measurement. SAR for OFDM modes (2.4 GHz 802.11 g/n) was not required due to the maximum allowed powers and the highest reported DSSS SAR.

3. Per KDB 2482227 D01v02r02 justification for test configurations of 5 GHz WiFi Single transmission chain operations, the initial test configuration was selected according to the transmission mode with the highest maximum allowed powers. Other transmission mode was not investigated since the highest reported SAR for initial test configuration adjusted by the ration of maximum output powers is less than 1.2 W/kg for 1 g SAR and less than 3.0 W/kg for 10 g SAR.



The report shall not be (partly) reproduced except in full without approval of the laboratory.

4. When the maximum reported 1g averaged SAR is ≤ 0.8 W/kg, SAR testing on additional channels was not required. Otherwise, SAR for the next highest output power channel was required until the reported SAR result was ≤ 1.20 W/kg or all test channels were measured.

5. The device was configured to transmit continuously at the required data rated, channel Bandwidth and signal modulation, using the highest transmission duty factor supported by the test mode tools. The reported SAR was scaled to the 100% transmission duty factor to determine compliance. Procedures used to measure the duty factor are identical to that in the associated WLAN test reports.

Bluetooth Notes:

1. Bluetooth SAR was measured with the device connected to a call box with hopping disabled with DH5 operation and Tx Tests mode type. Per October 2016 TCBC Workshop Notes, the reported SAR was scaled to 100% transmission duty factor to determine compliance. Please see sec.11 for the time-domain plot and calculation for duty factor of the device.
2. Head and Bluetooth tethering SAR were evaluated for BT BDR tethering applications.



The report shall not be (partly) reproduced except in full without approval of the laboratory.

# 14. Simultaneous SAR Analysis

This device is containing transmitters that may operate simultaneously. Therefore, simultaneous transmission analysis is required. Per KDB Publication 447498 D01v06 4.3.2, simultaneous transmission SAR test exclusion may be applied when the sum of 1g SAR and 10g SAR for all the simultaneous transmitting antennas in a specific a physical test configuration is ≤1.6W/kg for 1g SAR and ≤4 W/kg for 10g SAR. The different test positions in an exposure condition may be considered collectively to determine SAR exclusion according to the sum of 1g or 10g SAR.

This Device is enabled with the Qualcomm® Smart Transmit Gen2 feature with no antenna grouping for all WWAN sub-6/WLAN/BT except NFC. Qualcomm Smart Transmit algorithm in WWAN sub-6/WLAN/BT directly adds the time-averaged RF exposure from WWAN sub-6/WLAN/BT. Smart Transmit algorithm controls the total RF exposure from all WWAN sub-6/WLAN/BT to not exceed FCC limit. This feature performs time averaging algorithm in real time to control and manage transmitting power and ensure the time-averaged RF exposure is in compliance with FCC requirements all the time, therefore simultaneous transmission compliance between WWAN Sub6/WLAN/Bluetooth operation is demonstrated in the Part 2 Report during algorithm validation. Simultaneous SAR for WWAN sub-6/WLAN/BT in a DSI is the worst case reported SAR of WWAN sub-6/WLAN/BT.

## 14.1 Phablet (DSI = 1) Simultaneous Transmission Analysis

Per FCC KDB Publication 648474 D04 Handset SAR, Phablet SAR tests were not required if wireless router reported 1g SAR < 1.2W/kg. Therefore, no further analysis beyond tables included in this section was required to determine that possible simultaneous transmission analysis would not exceed the SAR limit.

| Position | Main/WLAN/ Bluetooth 10g SAR[W/kg | NFC 10g SAR[W/kg] | SUM 10g SAR [W/kg] |
|---|---|---|---|
| Rear | 2.826 | 0.01 | **2.836** |
| Front | 2.361 | 0 | 2.361 |
| Left | 1.781 | 0 | 1.781 |
| Right | 2.814 | 0 | 2.814 |
| Top | 0.792 | 0 | 0.792 |
| Bottom | 2.188 | 0 | 2.188 |

Table 14.1 Phablet (DSI=1) Simultaneous Scenario with NFC

## 14.2 Conclusion

The above numerical summed SAR results is sufficient to show that simultaneous transmission cases will not exceed the SAR limit and therefore no measured volumetric simultaneous SAR summation is required per FCC KDB Publication 447498 D01V06 and IEEE 1528-2013 Section 6.3.4.1



The report shall not be (partly) reproduced except in full without approval of the laboratory.

## 15. SAR Measurement Variability and Uncertainty

In accordance with KDB procedure 865664 D01v01r04 SAR measurement 100 MHz to 6 GHz, SAR additional measurements are repeated after the completion of all measurements requiring the same head or body tissue-equivalent medium in a frequency Band. The test device should be returned to ambient conditions (normal room temperature) with the battery fully charged before it is re-mounted on the device holder for the repeated measurement(s) to minimize any unexpected variations in the repeated results.

SAR Measurement variability was assessed using the following procedures for each frequency Band:

1) Repeated measurement is not required when the original highest measured SAR is < 0.80 W/kg for 1g SAR or < 2.0 W/kg for 10g SAR; steps 2) through 4) do not apply.

2) When the original highest measured 1g SAR is ≥ 0.80 W/kg or 10g SAR ≥ 2.0W/kg, repeat that measurement once.

3) Perform a second repeated measurement only if the ratio of largest to smallest SAR for the original and first repeated measurements is > 1.20 or when the original or repeated measurement is ≥ 1.45 W/kg for 1g SAR or ≥ 3.625 W/kg for 10g SAR (~ 10% from the 1-g SAR limit).

4) Perform a third repeated measurement only if the original, first or second repeated measurement is ≥1.5 W/kg for 1g SAR or ≥3.75 W/kg for 10g SAR and the ratio of largest to smallest SAR for the original, first and second repeated measurements is > 1.20. 1.08

Head SAR measurement variability Results

| Frequency | | Mode/Band | Configuration | Measured SAR (W/kg) | Repeated SAR (W/kg) | SAR Ratio |
|---|---|---|---|---|---|---|
| MHz | Channel | | | | | |
| 1 745 | 349000 | NR FDD Band n66 | Left Touch | 0.878 | 0.852 | 1.03 |
| 3 500.01 | 633334 | NR TDD Band n77 | Right Touch | 0.870 | 0.870 | 1.00 |

Body _Worn SAR measurement variability Results

| Frequency | | Mode/Band | Configuration | Measured SAR (W/kg) | Repeated SAR (W/kg) | SAR Ratio |
|---|---|---|---|---|---|---|
| MHz | Channel | | | | | |
| 1 852.4 | 9262 | UMTS Band 2 | Rear | 0.921 | 0.898 | 1.03 |
| 1 860 | 26140 | LTE FDD Band 25 | Rear | 0.928 | 0.935 | 1.01 |
| 1 882.5 | 376500 | NR FDD Band n25 | Rear | 0.986 | 0.921 | 1.07 |
| 1 745 | 349000 | NR FDD Band n66 | Rear | 0.859 | 0.853 | 1.01 |



The report shall not be (partly) reproduced except in full without approval of the laboratory.

Hotspot SAR measurement variability Results

| Frequency | | Mode/Band | Configuration | Measured SAR (W/kg) | Repeated SAR (W/kg) | SAR Ratio |
|---|---|---|---|---|---|---|
| MHz | Channel | | | | | |
| 1 752.6 | 1513 | UMTS Band 4 | Bottom | 0.912 | 0.908 | 1.00 |
| 2 535 | 21100 | LTE FDD Band 7 | Right | 0.823 | 0.710 | 1.16 |
| 2 535 | 507000 | NR FDD Band n7 | Right | 0.827 | 0.793 | 1.04 |
| 1 882.5 | 376500 | NR FDD Band n25 | Right | 0.897 | 0.807 | 1.11 |
| 2 310 | 462000 | NR FDD Band n30 | Right | 0.846 | 0.796 | 1.06 |
| 2 592.99 | 518598 | NR TDD Band n41 | Right | 0.859 | 0.859 | 1.00 |
| 3 930 | 662000 | NR TDD Band n77 | Left | 0.852 | 0.849 | 1.00 |

Phablet SAR measurement variability Results

| Frequency | | Mode/Band | Configuration | Measured SAR (W/kg) | Repeated SAR (W/kg) | SAR Ratio |
|---|---|---|---|---|---|---|
| MHz | Channel | | | | | |
| 1 905 | 26590 | LTE FDD Band 25 | Rear | 2.250 | 2.250 | 1.00 |
| 1 770 | 132572 | LTE FDD Band 66 | Right | 2.120 | 2.110 | 1.00 |
| 1 882.5 | 376500 | NR FDD Band n25 | Right | 2.16 | 2.06 | 1.05 |
| 1 745 | 349000 | NR FDD Band n66 | Right | 2.39 | 2.32 | 1.03 |



The report shall not be (partly) reproduced except in full without approval of the laboratory.

## 16. LTE TDD Band 41 Power Class 2 and Power class 3 Linearity

This Device Supports Power Class 2 and Power Class 3 operations for LTE Band 41. The Highest available duty cycle for Power Class 2 operations is 43.3 % using UL-DL Configuration 1. Per May 2017 TCB Workshop Notes based on the device behavior, all SAR tests were performed using Power class 3. SAR with power class 2 at the highest power and available duty factor was additionally performed for the power class 2 configuration with the Highest SAR for each exposure condition.

The linearity between the power class 3and Power class 2 SAR Results and the respective frame averaged powers was calculated to determine the results were linear.

Per May 2017 TCB Workshop, no additional SAR measurements were required since the linearity between power classes as less than 10 % and all reported SAR values were < 1.4 W/kg.

| Ant B Head | | |
|---|---|---|
| LTE TDD Band 41 Linearity Data Table | | |
| | LTE Band41 PC3 | LTE Band41 PC2 |
| Maximum Allowed Output Power[dBm] | 22 | 25 |
| Measured Output Power[dBm] | 21.14 | 24.35 |
| Reported SAR[W/kg] | 0.012 | 0.013 |
| Measured Power[mW] | 130.02 | 272.27 |
| Duty Cycle | 63.30% | 43.30% |
| Frame Averaged Output Power[mW] | 82.3 | 117.89 |
| % deviation from expected linearity | | -24.37 |

The report shall not be (partly) reproduced except in full without approval of the laboratory.

| Ant B Head ULCA | | |
|---|---|---|
| LTE TDD Band 41 Linearity Data Table | | |
| | LTE Band41 PC3 | LTE Band41 PC2 |
| Maximum Allowed Output Power[dBm] | 22 | 25 |
| Measured Output Power[dBm] | 21.6 | 24.51 |
| Reported SAR[W/kg] | 0.011 | 0.015 |
| Measured Power[mW] | 144.54 | 282.49 |
| Duty Cycle | 63.30% | 43.30% |
| Frame Averaged Output Power[mW] | 91.49 | 122.32 |
| % deviation from expected linearity | | 1.99 |

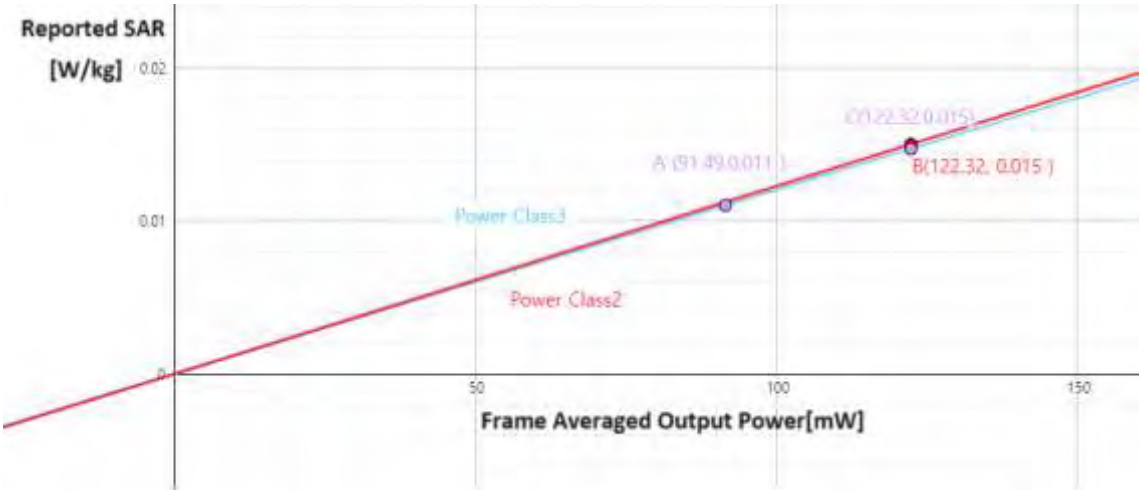



The report shall not be (partly) reproduced except in full without approval of the laboratory.

| Ant B Open Hotspot | | |
|---|---|---|
| LTE TDD Band 41 Linearity Data Table | | |
| | LTE Band41 PC3 | LTE Band41 PC2 |
| Maximum Allowed Output Power[dBm] | 18 | 19.6 |
| Measured Output Power[dBm] | 17.12 | 18.79 |
| Reported SAR[W/kg] | 0.477 | 0.4 |
| Measured Power[mW] | 51.52 | 75.68 |
| Duty Cycle | 63.30% | 43.30% |
| Frame Averaged Output Power[mW] | 32.61 | 32.77 |
| % deviation from expected linearity | | -16.55 |

The report shall not be (partly) reproduced except in full without approval of the laboratory.

| Ant B Open Hotspot ULCA | | |
|---|---|---|
| LTE TDD Band 41 Linearity Data Table | | |
| | LTE Band41 PC3 | LTE Band41 PC2 |
| Maximum Allowed Output Power[dBm] | 18 | 19.6 |
| Measured Output Power[dBm] | 17.4 | 18.82 |
| Reported SAR[W/kg] | 0.38 | 0.394 |
| Measured Power[mW] | 54.95 | 76.21 |
| Duty Cycle | 63.30% | 43.30% |
| Frame Averaged Output Power[mW] | 34.78 | 33 |
| % deviation from expected linearity | | 9.28 |

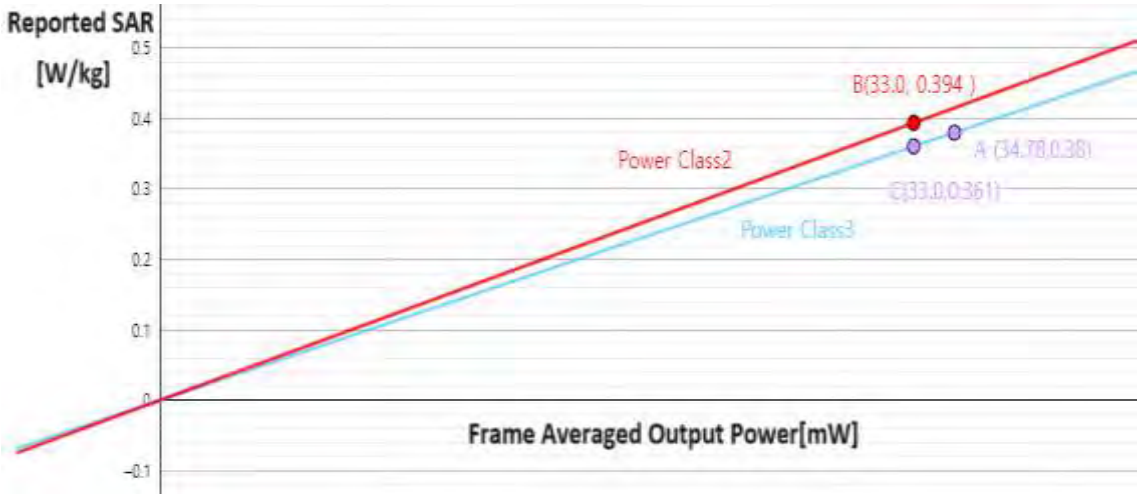




The report shall not be (partly) reproduced except in full without approval of the laboratory.

| Ant B Open BodyWorn | | |
|---|---|---|
| LTE TDD Band 41 Linearity Data Table | | |
| | LTE Band41 PC3 | LTE Band41 PC2 |
| Maximum Allowed Output Power[dBm] | 22 | 24.1 |
| Measured Output Power[dBm] | 20.97 | 23.6 |
| Reported SAR[W/kg] | 0.515 | 0.461 |
| Measured Power[mW] | 125.03 | 229.09 |
| Duty Cycle | 63.30% | 43.30% |
| Frame Averaged Output Power[mW] | 79.14 | 99.2 |
| % deviation from expected linearity | | -28.59 |

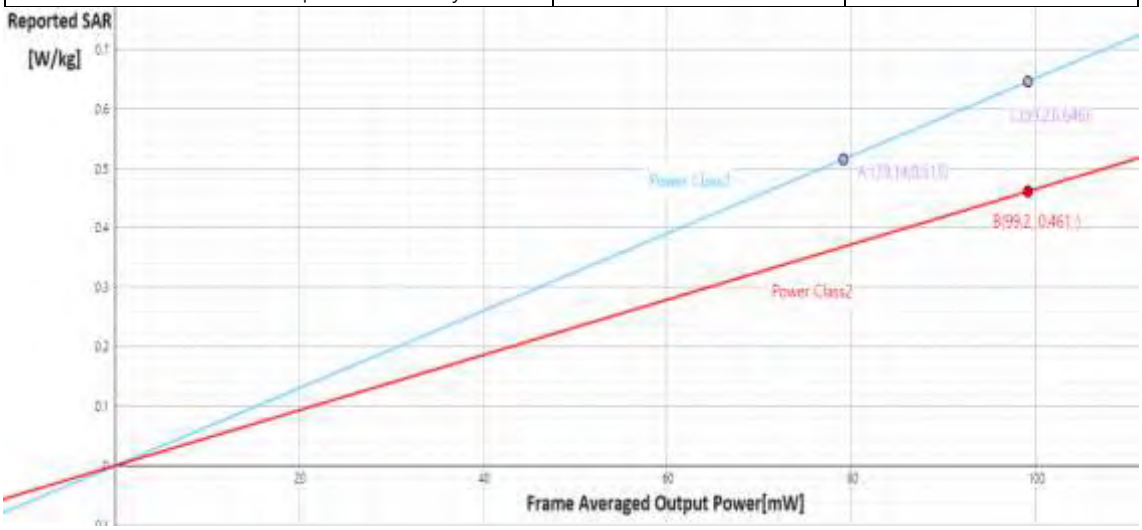




The report shall not be (partly) reproduced except in full without approval of the laboratory.

| Ant B Open BodyWorn ULCA | | |
|---|---|---|
| LTE TDD Band 41 Linearity Data Table | | |
| | LTE Band41 PC3 | LTE Band41 PC2 |
| Maximum Allowed Output Power[dBm] | 22 | 24.1 |
| Measured Output Power[dBm] | 21.6 | 23.6 |
| Reported SAR[W/kg] | 0.47 | 0.465 |
| Measured Power[mW] | 144.54 | 229.09 |
| Duty Cycle | 63.30% | 43.30% |
| Frame Averaged Output Power[mW] | 91.49 | 99.2 |
| % deviation from expected linearity | | -8.75 |

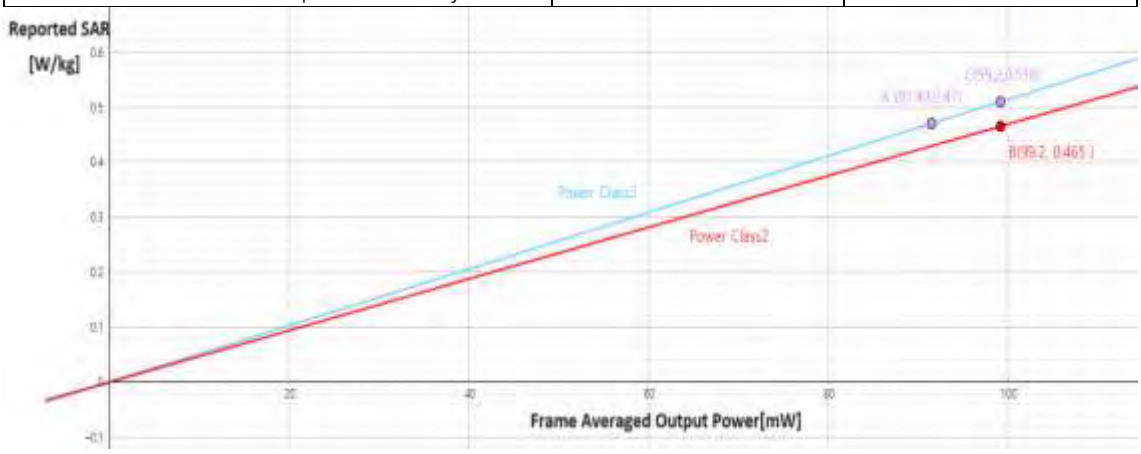




The report shall not be (partly) reproduced except in full without approval of the laboratory.

| Ant B Close Hotspot | | |
|---|---|---|
| LTE TDD Band 41 Linearity Data Table | | |
| | LTE Band41 PC3 | LTE Band41 PC2 |
| Maximum Allowed Output Power[dBm] | 18 | 19.6 |
| Measured Output Power[dBm] | 16.79 | 18.5 |
| Reported SAR[W/kg] | 0.683 | 0.693 |
| Measured Power[mW] | 47.75 | 70.79 |
| Duty Cycle | 63.30% | 43.30% |
| Frame Averaged Output Power[mW] | 30.23 | 30.65 |
| % deviation from expected linearity | | 0.07 |

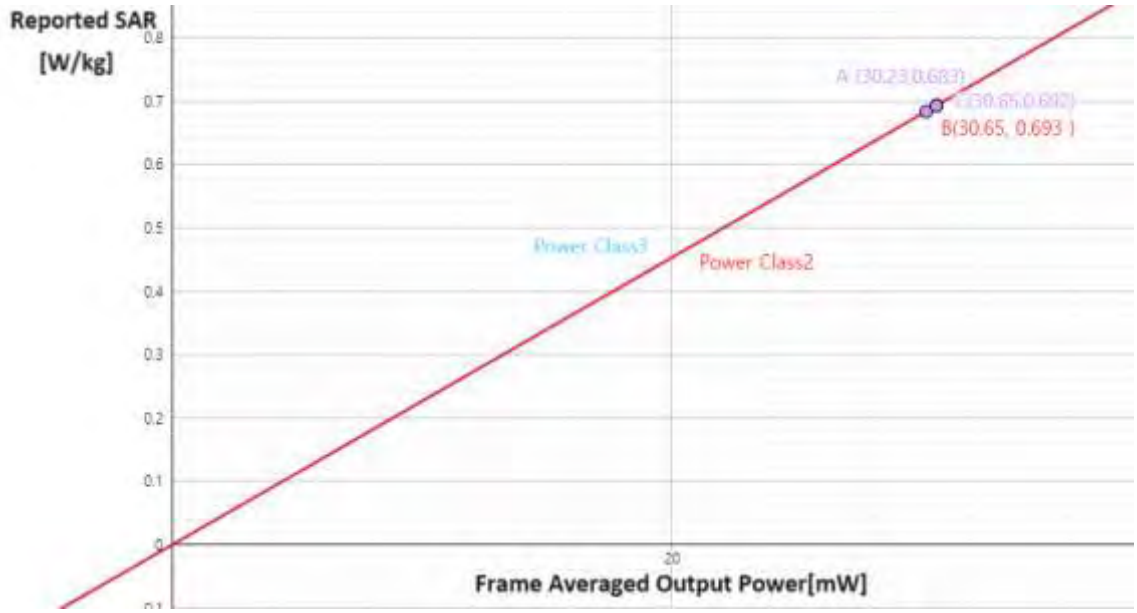




The report shall not be (partly) reproduced except in full without approval of the laboratory.

| Ant B Close Hotspot ULCA | | |
|---|---|---|
| LTE TDD Band 41 Linearity Data Table | | |
| | LTE Band41 PC3 | LTE Band41 PC2 |
| Maximum Allowed Output Power[dBm] | 18 | 19.6 |
| Measured Output Power[dBm] | 17.01 | 18.62 |
| Reported SAR[W/kg] | 0.636 | 0.649 |
| Measured Power[mW] | 50.23 | 72.78 |
| Duty Cycle | 63.30% | 43.30% |
| Frame Averaged Output Power[mW] | 31.8 | 31.51 |
| % deviation from expected linearity | | 2.98 |

The report shall not be (partly) reproduced except in full without approval of the laboratory.

| Ant B Close BodyWorn | | |
|---|---|---|
| LTE TDD Band 41 Linearity Data Table | | |
| | LTE Band41 PC3 | LTE Band41 PC2 |
| Maximum Allowed Output Power[dBm] | 22 | 24.1 |
| Measured Output Power[dBm] | 20.97 | 23.6 |
| Reported SAR[W/kg] | 0.332 | 0.338 |
| Measured Power[mW] | 125.03 | 229.09 |
| Duty Cycle | 63.30% | 43.30% |
| Frame Averaged Output Power[mW] | 79.14 | 99.2 |
| % deviation from expected linearity | | -18.78 |

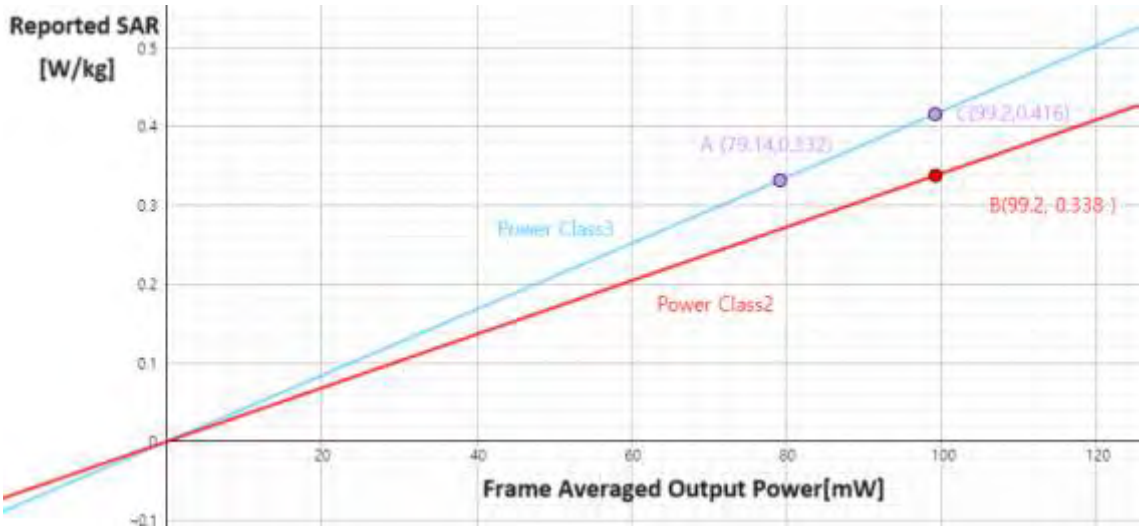




The report shall not be (partly) reproduced except in full without approval of the laboratory.

| Ant B Close BodyWorn ULCA | | |
|---|---|---|
| LTE TDD Band 41 Linearity Data Table | | |
| | LTE Band41 PC3 | LTE Band41 PC2 |
| Maximum Allowed Output Power[dBm] | 22 | 24.1 |
| Measured Output Power[dBm] | 21.6 | 23.6 |
| Reported SAR[W/kg] | 0.305 | 0.318 |
| Measured Power[mW] | 144.54 | 229.09 |
| Duty Cycle | 63.30% | 43.30% |
| Frame Averaged Output Power[mW] | 91.49 | 99.2 |
| % deviation from expected linearity | | -3.84 |

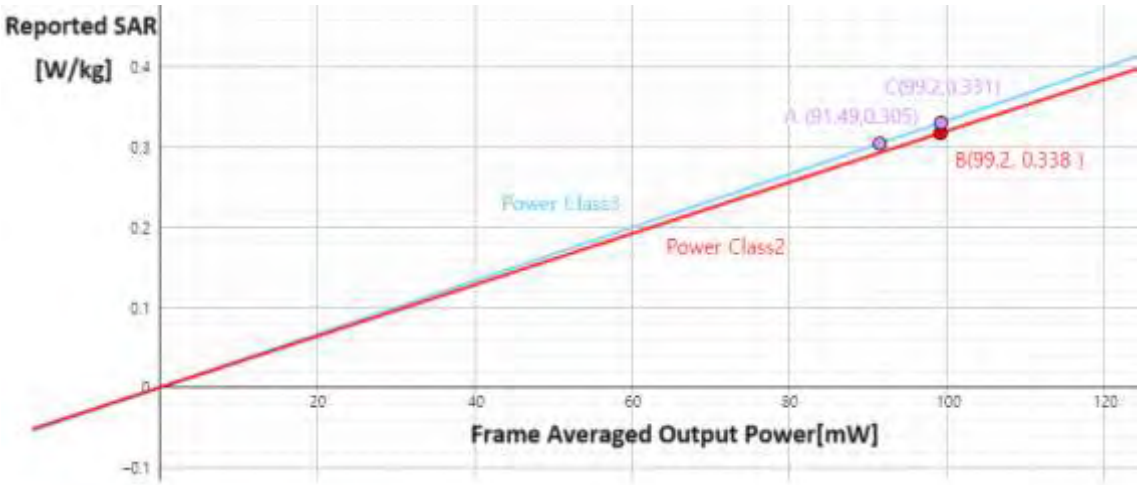




The report shall not be (partly) reproduced except in full without approval of the laboratory.

| Ant I Head | | |
|---|---|---|
| LTE TDD Band 41 Linearity Data Table | | |
| | LTE Band41 PC3 | LTE Band41 PC2 |
| Maximum Allowed Output Power[dBm] | 16.8 | 18.4 |
| Measured Output Power[dBm] | 15.89 | 17.57 |
| Reported SAR[W/kg] | 0.745 | 0.713 |
| Measured Power[mW] | 38.82 | 57.15 |
| Duty Cycle | 63.30% | 43.30% |
| Frame Averaged Output Power[mW] | 24.57 | 24.75 |
| % deviation from expected linearity | | -4.99 |

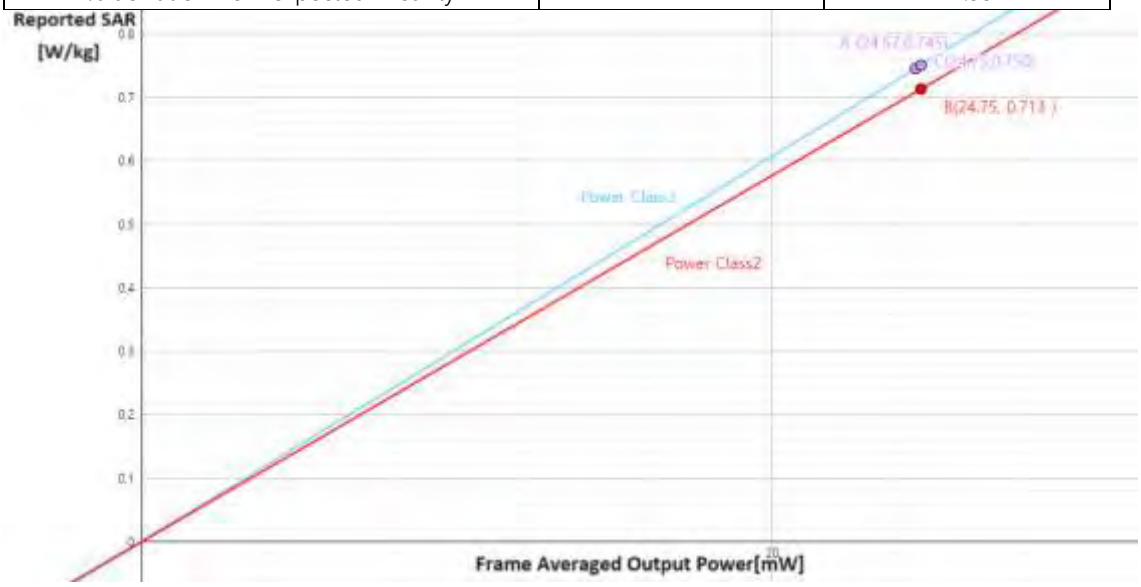




The report shall not be (partly) reproduced except in full without approval of the laboratory.

| Ant I Head ULCA | | |
|---|---|---|
| LTE TDD Band 41 Linearity Data Table | | |
| | LTE Band41 PC3 | LTE Band41 PC2 |
| Maximum Allowed Output Power[dBm] | 16.8 | 18.4 |
| Measured Output Power[dBm] | 16.21 | 17.81 |
| Reported SAR[W/kg] | 0.643 | 0.647 |
| Measured Power[mW] | 41.78 | 60.39 |
| Duty Cycle | 63.30% | 43.30% |
| Frame Averaged Output Power[mW] | 26.45 | 26.15 |
| % deviation from expected linearity | | 1.78 |

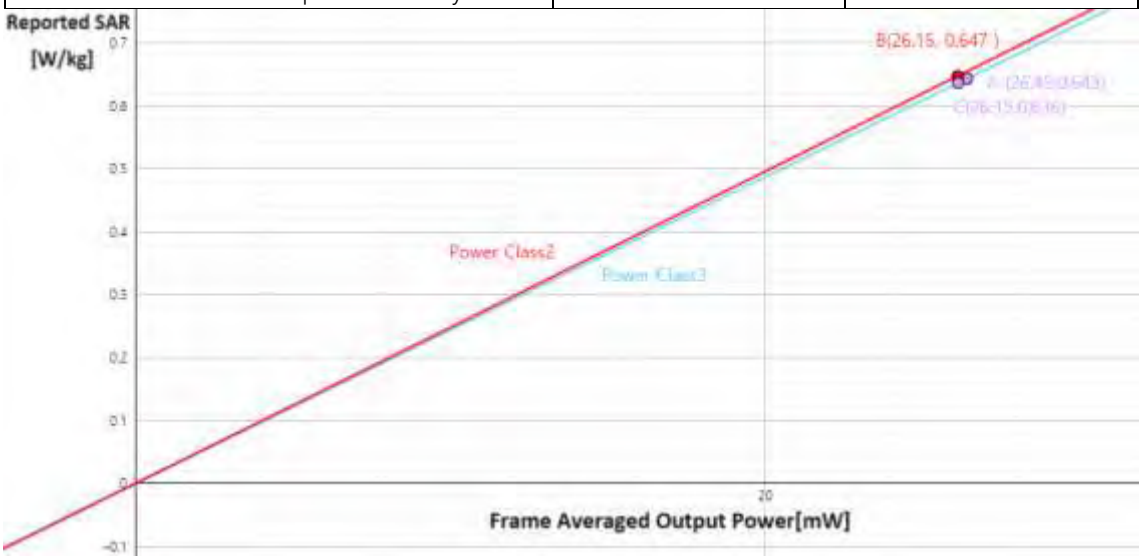



The report shall not be (partly) reproduced except in full without approval of the laboratory.

| Ant I Open Hotspot | | |
|---|---|---|
| LTE TDD Band 41 Linearity Data Table | | |
| | LTE Band41 PC3 | LTE Band41 PC2 |
| Maximum Allowed Output Power[dBm] | 19.5 | 21.1 |
| Measured Output Power[dBm] | 18.88 | 20.64 |
| Reported SAR[W/kg] | 0.231 | 0.222 |
| Measured Power[mW] | 77.27 | 115.88 |
| Duty Cycle | 63.30% | 43.30% |
| Frame Averaged Output Power[mW] | 48.91 | 50.18 |
| % deviation from expected linearity | | -6.33 |

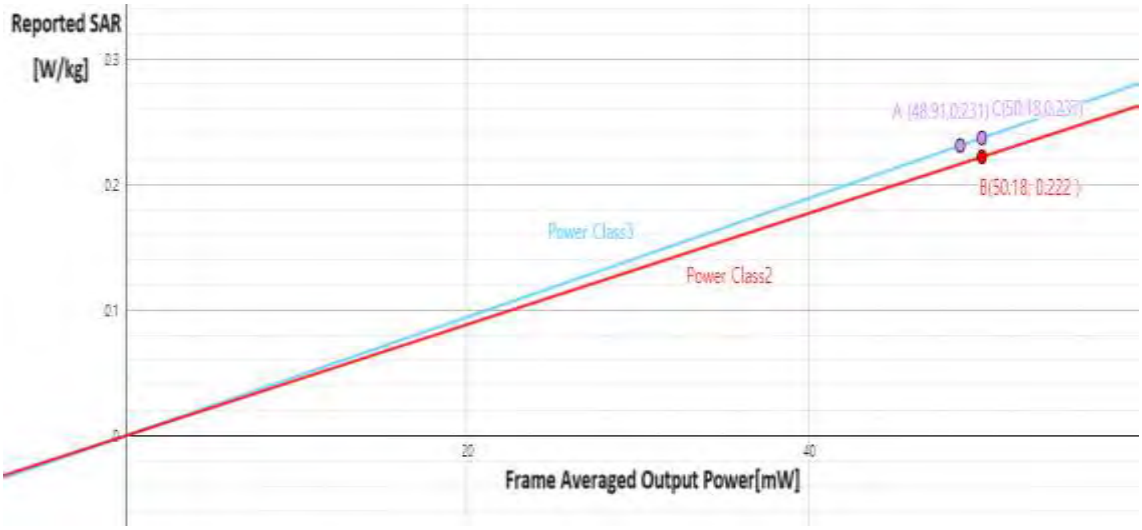




The report shall not be (partly) reproduced except in full without approval of the laboratory.

| Ant I Open Hotspot ULCA | | |
|---|---|---|
| LTE TDD Band 41 Linearity Data Table | | |
| | LTE Band41 PC3 | LTE Band41 PC2 |
| Maximum Allowed Output Power[dBm] | 19.5 | 21.1 |
| Measured Output Power[dBm] | 18.83 | 20.54 |
| Reported SAR[W/kg] | 0.237 | 0.231 |
| Measured Power[mW] | 76.38 | 113.24 |
| Duty Cycle | 63.30% | 43.30% |
| Frame Averaged Output Power[mW] | 48.35 | 49.03 |
| % deviation from expected linearity | | -3.88 |

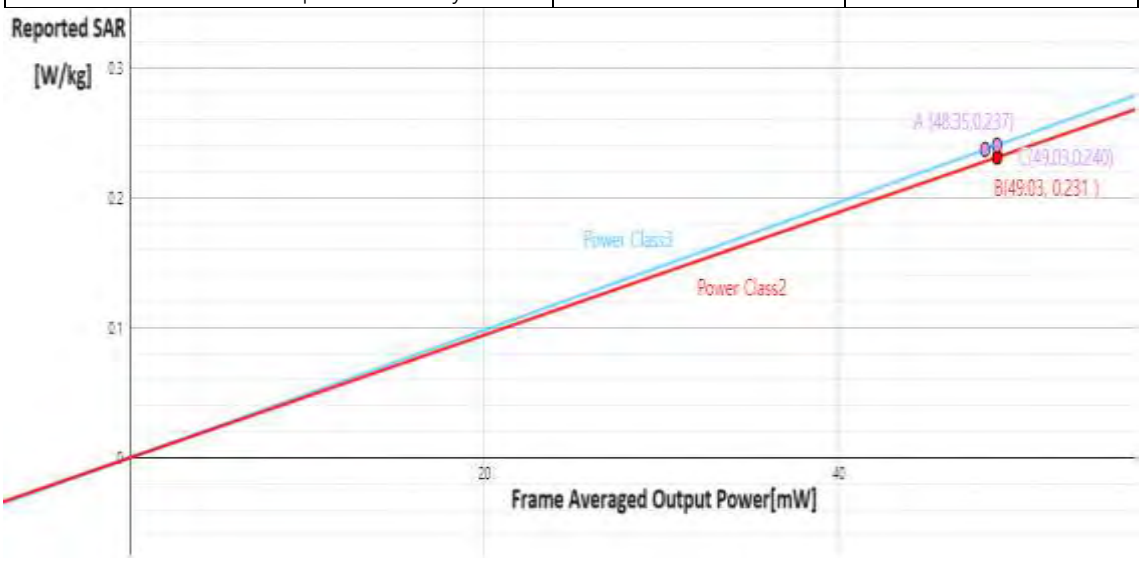




The report shall not be (partly) reproduced except in full without approval of the laboratory.

| Ant I Open BodyWorn | | |
|---|---|---|
| LTE TDD Band 41 Linearity Data Table | | |
| | LTE Band41 PC3 | LTE Band41 PC2 |
| Maximum Allowed Output Power[dBm] | 23.5 | 25.1 |
| Measured Output Power[dBm] | 23.17 | 24.79 |
| Reported SAR[W/kg] | 0.507 | 0.525 |
| Measured Power[mW] | 207.49 | 301.3 |
| Duty Cycle | 63.30% | 43.30% |
| Frame Averaged Output Power[mW] | 131.34 | 130.46 |
| % deviation from expected linearity | | 4.25 |

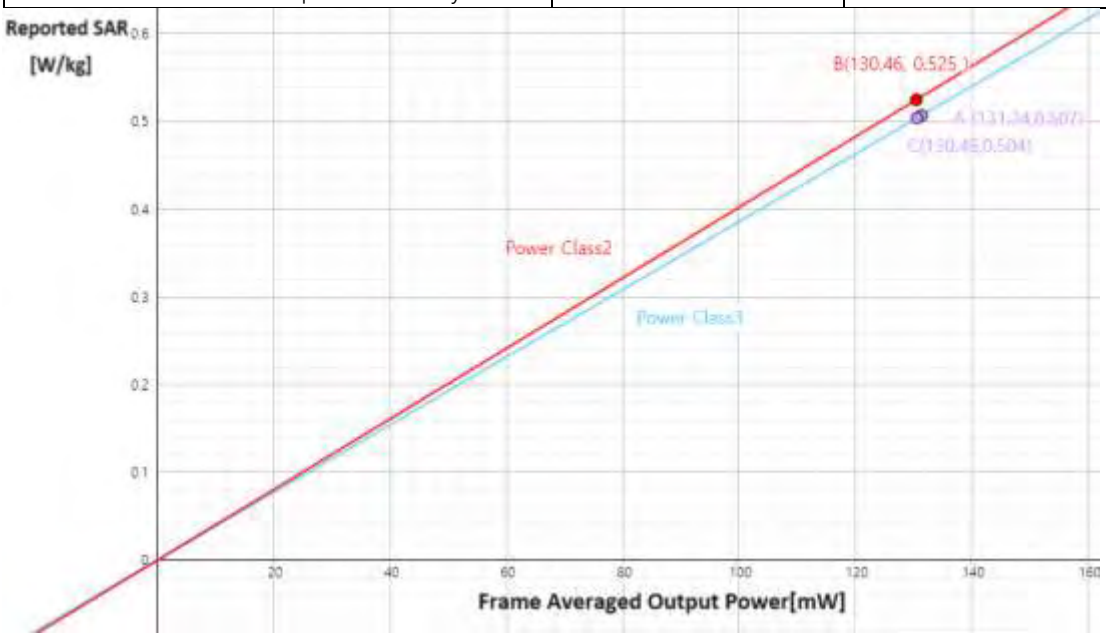




The report shall not be (partly) reproduced except in full without approval of the laboratory.

| Ant I Open BodyWorn ULCA | | |
|---|---|---|
| LTE TDD Band 41 Linearity Data Table | | |
| | LTE Band41 PC3 | LTE Band41 PC2 |
| Maximum Allowed Output Power[dBm] | 23.5 | 25.1 |
| Measured Output Power[dBm] | 22.87 | 24.26 |
| Reported SAR[W/kg] | 0.366 | 0.346 |
| Measured Power[mW] | 193.64 | 266.69 |
| Duty Cycle | 63.30% | 43.30% |
| Frame Averaged Output Power[mW] | 122.57 | 115.48 |
| % deviation from expected linearity | | 0.34 |

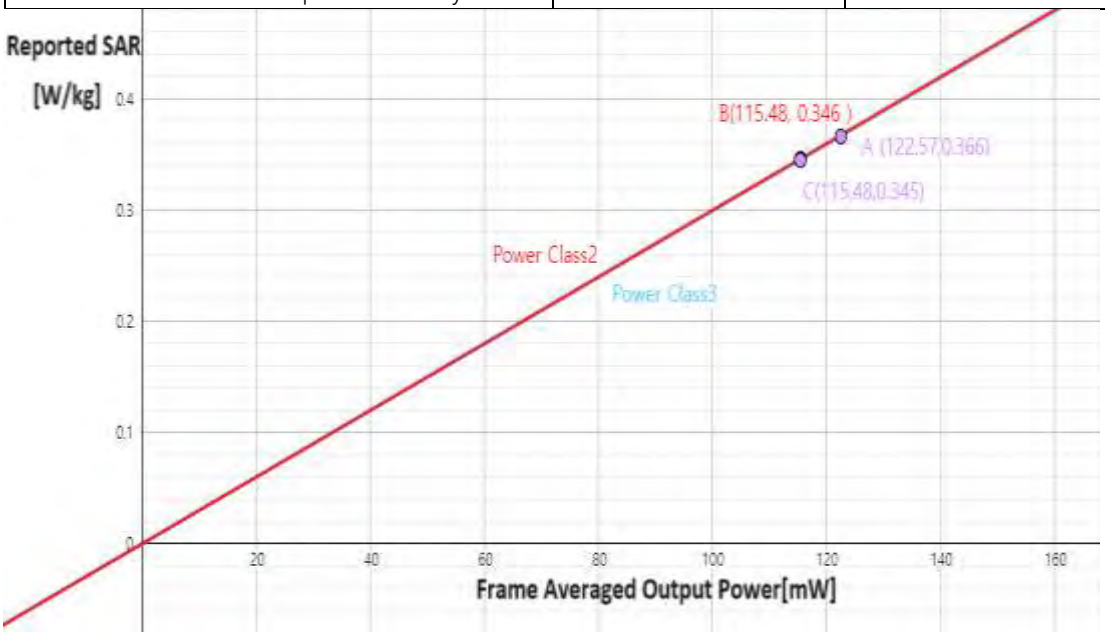




The report shall not be (partly) reproduced except in full without approval of the laboratory.

| Ant I Close Hotspot | | |
|---|---|---|
| LTE TDD Band 41 Linearity Data Table | | |
| | LTE Band41 PC3 | LTE Band41 PC2 |
| Maximum Allowed Output Power[dBm] | 19.5 | 21.1 |
| Measured Output Power[dBm] | 18.88 | 20.64 |
| Reported SAR[W/kg] | 0.768 | 0.807 |
| Measured Power[mW] | 77.27 | 115.88 |
| Duty Cycle | 63.30% | 43.30% |
| Frame Averaged Output Power[mW] | 48.91 | 50.18 |
| % deviation from expected linearity | | 2.42 |

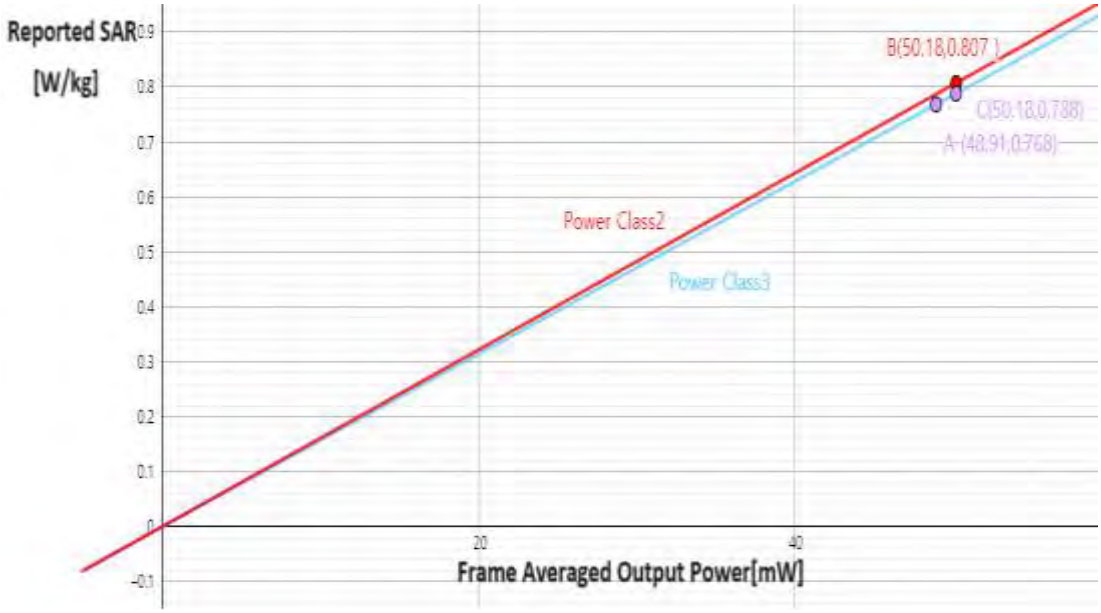




The report shall not be (partly) reproduced except in full without approval of the laboratory.

| Ant I Close Hotspot ULCA | | |
|---|---|---|
| LTE TDD Band 41 Linearity Data Table | | |
| | LTE Band41 PC3 | LTE Band41 PC2 |
| Maximum Allowed Output Power[dBm] | 19.5 | 21.1 |
| Measured Output Power[dBm] | 18.83 | 20.54 |
| Reported SAR[W/kg] | 0.759 | 0.841 |
| Measured Power[mW] | 76.38 | 113.24 |
| Duty Cycle | 63.30% | 43.30% |
| Frame Averaged Output Power[mW] | 48.35 | 49.03 |
| % deviation from expected linearity | | 9.27 |

The report shall not be (partly) reproduced except in full without approval of the laboratory.

| Ant I Close BodyWorn | | |
|---|---|---|
| LTE TDD Band 41 Linearity Data Table | | |
| | LTE Band41 PC3 | LTE Band41 PC2 |
| Maximum Allowed Output Power[dBm] | 23.5 | 25.1 |
| Measured Output Power[dBm] | 23.17 | 24.79 |
| Reported SAR[W/kg] | 0.38 | 0.383 |
| Measured Power[mW] | 207.49 | 301.3 |
| Duty Cycle | 63.30% | 43.30% |
| Frame Averaged Output Power[mW] | 131.34 | 130.46 |
| % deviation from expected linearity | | 1.47 |

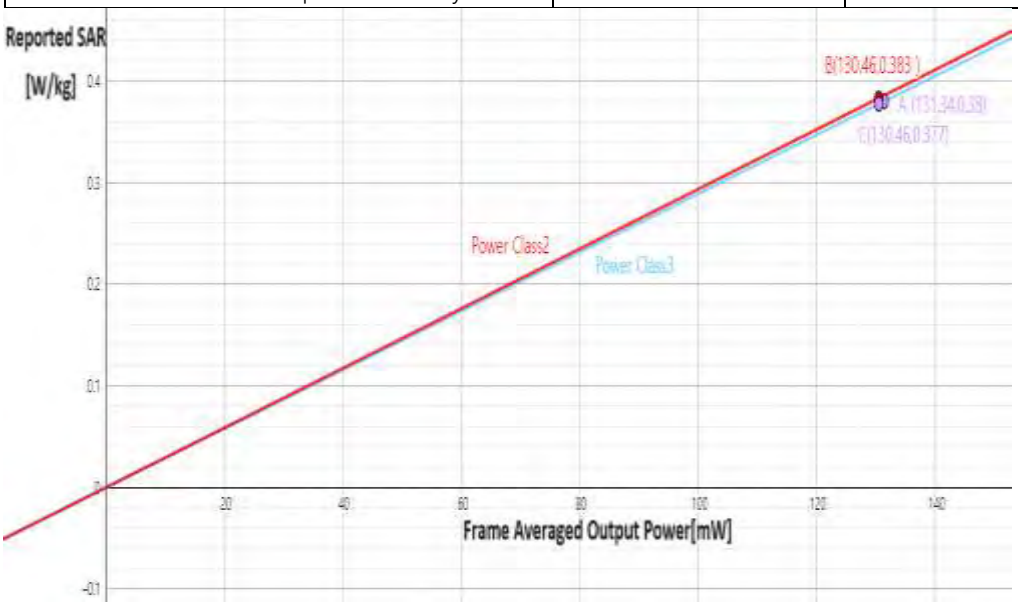




The report shall not be (partly) reproduced except in full without approval of the laboratory.

| Ant I Close BodyWorn ULCA | | |
|---|---|---|
| LTE TDD Band 41 Linearity Data Table | | |
| | LTE Band41 PC3 | LTE Band41 PC2 |
| Maximum Allowed Output Power[dBm] | 23.5 | 25.1 |
| Measured Output Power[dBm] | 22.87 | 24.26 |
| Reported SAR[W/kg] | 0.28 | 0.262 |
| Measured Power[mW] | 193.64 | 266.69 |
| Duty Cycle | 63.30% | 43.30% |
| Frame Averaged Output Power[mW] | 122.57 | 115.48 |
| % deviation from expected linearity | | -0.68 |

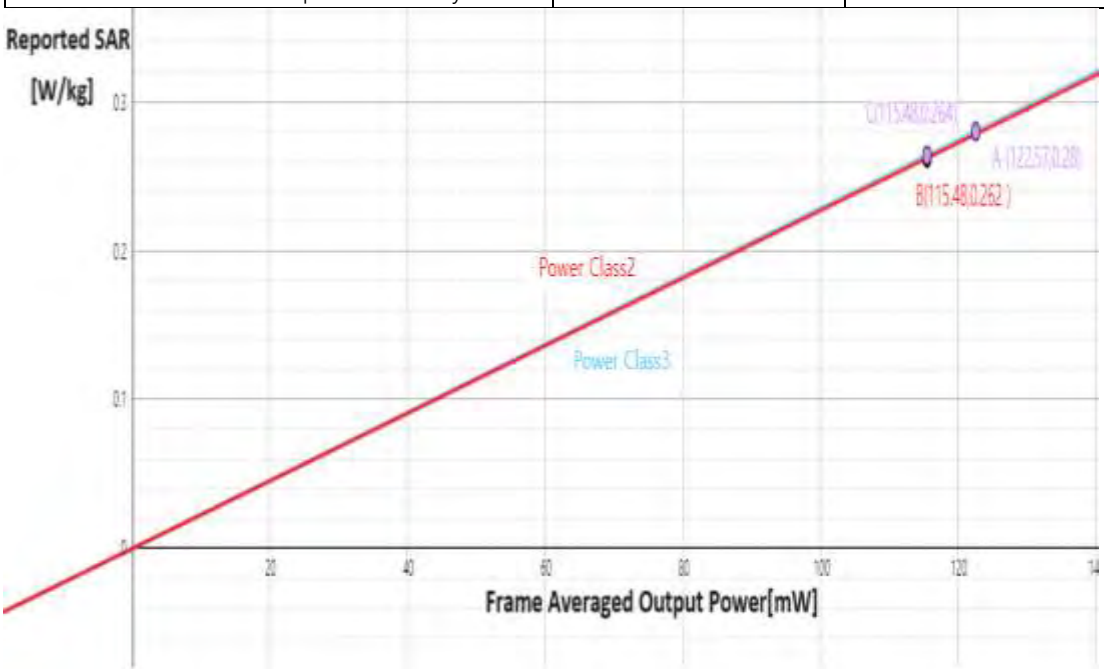




The report shall not be (partly) reproduced except in full without approval of the laboratory.

## 17. Measurement Uncertainty

The measured SAR was <1.5 W/Kg for 1g SAR and <3.75 W/Kg For 10g SAR for all frequency Bands. Therefore, per KDB Publication 865664 D01v01r04, the extended measurement uncertainty analysis per IEEE1528-2013 was not required.



The report shall not be (partly) reproduced except in full without approval of the laboratory.

## 18. SAR Test Equipment

| Manufacturer | Type / Model | S/N | Calib. Date | Calib.Interval | Calib.Due |
|---|---|---|---|---|---|
| SPEAG | SAM Phantom | - | N/A | N/A | N/A |
| SPEAG | ELI Phantom | - | N/A | N/A | N/A |
| HP | SAR System Control PC | - | N/A | N/A | N/A |
| Staubli | CS8Cspeag-TX90 | F13/ 5SD0A1/ C/ 01 | N/A | N/A | N/A |
| Staubli | CS8Cspeag-TX90 | F07/56W9A1/C/01 | N/A | N/A | N/A |
| Staubli | CS8Cspeag-TX90 | F11/ 5K3RA1/ C/ 01 | N/A | N/A | N/A |
| Staubli | CS8Cspeag-TX60 | F10/5FN3A1/C/01 | N/A | N/A | N/A |
| Staubli | CS8Cspeag-TX90 | F17/ 59RAA1/ C/ 01 | N/A | N/A | N/A |
| Staubli | CS8Cspeag-TX90 | F13/ 5R4XF1/ C/ 01 | N/A | N/A | N/A |
| Staubli | CS8Cspeag-TX90 | F07/55B8A1/C/01 | N/A | N/A | N/A |
| Staubli | CS8Cspeag-TX90 | F17/ 59CHA1/ C/ 01 | N/A | N/A | N/A |
| Staubli | CS8Cspeag-TX90 | F12/ 5K9GA1/ C/ 01 | N/A | N/A | N/A |
| Staubli | TX90 XLspeag | F13/ 5SD0A1/ A/ 01 | N/A | N/A | N/A |
| Staubli | TX90 XLspeag | F07/56W9A1/A/01 | N/A | N/A | N/A |
| Staubli | TX90 XLspeag | F11/ 5K3RA1/ A/ 01 | N/A | N/A | N/A |
| Staubli | TX60 Lspeag | F10/5FN3A1/A/01 | N/A | N/A | N/A |
| Staubli | TX90 XLspeag | F17/ 59RAA1/ A/ 01 | N/A | N/A | N/A |
| Staubli | TX90 XLspeag | F13/ 5R4XF1/ A/ 01 | N/A | N/A | N/A |
| Staubli | TX90 XLspeag | F07/55B8A1/A/01 | N/A | N/A | N/A |
| Staubli | TX90 XLspeag | F17/ 59CHA1/ A/ 01 | N/A | N/A | N/A |
| Staubli | TX90 XLspeag | F12/ 5K9GA1/ A/ 01 | N/A | N/A | N/A |
| Staubli | Teach Pendant (Joystick) | 001729 | N/A | N/A | N/A |
| Staubli | Teach Pendant (Joystick) | S-0602 | N/A | N/A | N/A |
| Staubli | Teach Pendant (Joystick) | S-1203 0309 | N/A | N/A | N/A |
| Staubli | Teach Pendant (Joystick) | D21142602 | N/A | N/A | N/A |
| Staubli | Teach Pendant (Joystick) | 011578 | N/A | N/A | N/A |
| Staubli | Teach Pendant (Joystick) | S-1338 1332 | N/A | N/A | N/A |
| Staubli | Teach Pendant (Joystick) | S-0306 | N/A | N/A | N/A |
| Staubli | Teach Pendant (Joystick) | 010963 | N/A | N/A | N/A |
| Staubli | Teach Pendant (Joystick) | S-1206 0513 | N/A | N/A | N/A |
| TESTO | 608-H1/Thermometer | 83348029 | 03/20/2024 | Annual | 03/20/2025 |
| TESTO | 608-H1/Thermometer | 83406789 | 06/29/2023 | Annual | 06/29/2024 |
| TESTO | 175-H1/Thermometer | 40331936309 | 12/26/2023 | Annual | 12/26/2024 |
| TESTO | 608-H1/Thermometer | 2183499992 | 11/29/2023 | Annual | 11/29/2024 |
| TESTO | 175-H1/Thermometer | 40331922309 | 12/26/2023 | Annual | 12/26/2024 |
| TESTO | 175-H1/Thermometer | 40332651310 | 12/26/2023 | Annual | 12/26/2024 |
| TESTO | 608-H1/Thermometer | 83348021 | 03/20/2024 | Annual | 03/20/2025 |
| TESTO | 175-H1/Thermometer | 40331915309 | 12/26/2023 | Annual | 12/26/2024 |
| TESTO | 175-H1/Thermometer | 40331939309 | 12/26/2023 | Annual | 12/26/2024 |
| SPEAG | DAE4 | 648 | 04/25/2023 | Annual | 04/25/2024 |
| SPEAG | DAE4 | 1686 | 05/23/2023 | Annual | 05/23/2024 |
| SPEAG | DAE4 | 652 | 01/17/2024 | Annual | 01/17/2025 |
| SPEAG | DAE4 | 1720 | 04/24/2023 | Annual | 04/24/2024 |
| SPEAG | DAE4 | 1225 | 02/15/2024 | Annual | 02/15/2025 |
| SPEAG | DAE4 | 1629 | 08/21/2023 | Annual | 08/21/2024 |
| SPEAG | DAE4 | 780 | 07/04/2023 | Annual | 07/04/2024 |
| SPEAG | DAE4 | 1417 | 02/16/2024 | Annual | 02/16/2025 |
| SPEAG | DAE4 | 1687 | 07/18/2023 | Annual | 07/18/2024 |
| SPEAG | DAE4 | 446 | 11/16/2023 | Annual | 11/16/2024 |
| SPEAG | DAE4 | 869 | 03/15/2024 | Annual | 03/15/2025 |



The report shall not be (partly) reproduced except in full without approval of the laboratory.

| Manufacturer | Type / Model | S/N | Calib. Date | Calib.Interval | Calib.Due |
|---|---|---|---|---|---|
| SPEAG | E-Field Probe EX3DV4 | 7681 | 11/27/2023 | Annual | 11/27/2024 |
| SPEAG | E-Field Probe EX3DV4 | 7702 | 01/22/2024 | Annual | 01/22/2025 |
| SPEAG | E-Field Probe EX3DV4 | 7680 | 05/24/2023 | Annual | 05/24/2024 |
| SPEAG | E-Field Probe EX3DV4 | 7654 | 05/24/2023 | Annual | 05/24/2024 |
| SPEAG | E-Field Probe EX3DV4 | 7622 | 11/24/2023 | Annual | 11/24/2024 |
| SPEAG | E-Field Probe EX3DV4 | 7370 | 08/24/2023 | Annual | 08/24/2024 |
| SPEAG | E-Field Probe EX3DV4 | 7679 | 08/24/2023 | Annual | 08/24/2024 |
| SPEAG | E-Field Probe EX3DV4 | 3903 | 07/19/2023 | Annual | 07/19/2024 |
| SPEAG | E-Field Probe EX3DV4 | 3797 | 01/23/2024 | Annual | 01/23/2025 |
| SPEAG | E-Field Probe EX3DV4 | 7751 | 10/06/2023 | Annual | 10/06/2024 |
| SPEAG | E-Field Probe ES3DV3 | 3076 | 07/18/2023 | Annual | 07/18/2024 |
| SPEAG | CLA13 | 1016 | 09/21/2023 | Annual | 09/21/2024 |
| SPEAG | Dipole D750V3 | 1014 | 05/23/2023 | Annual | 05/23/2024 |
| SPEAG | Dipole D835V2 | 4d165 | 05/23/2023 | Annual | 05/23/2024 |
| SPEAG | Dipole D1640V2 | 345 | 07/12/2023 | Annual | 07/12/2024 |
| SPEAG | Dipole D1800V2 | 2d015 | 05/17/2023 | Annual | 05/17/2024 |
| SPEAG | Dipole D1900V2 | 5d032 | 01/18/2024 | Annual | 01/23/2025 |
| SPEAG | Dipole D2300V2 | 1010 | 07/19/2023 | Annual | 07/19/2024 |
| SPEAG | Dipole D2450V2 | 1049 | 04/25/2023 | Annual | 04/25/2024 |
| SPEAG | Dipole D2450V2 | 743 | 03/14/2024 | Annual | 03/14/2025 |
| SPEAG | Dipole D2600V2 | 1106 | 05/24/2023 | Annual | 05/24/2024 |
| SPEAG | Dipole D3500V2 | 1132 | 01/23/2024 | Annual | 01/23/2025 |
| SPEAG | Dipole D3700V2 | 1066 | 11/20/2023 | Annual | 11/20/2024 |
| SPEAG | Dipole D3900V2 | 1019 | 05/19/2023 | Annual | 05/19/2024 |
| SPEAG | Dipole D5GHzV2 | 1317 | 05/17/2023 | Annual | 05/17/2024 |
| Agilent | Power Meter E4419B | MY41291386 | 09/21/2023 | Annual | 09/21/2024 |
| Agilent | Power Meter N1911A | MY45101406 | 05/26/2023 | Annual | 05/26/2024 |
| Agilent | Power Sensor 8481A | SG1091286 | 09/21/2023 | Annual | 09/21/2024 |
| H.P | Power Sensor 8481A | MY41090675 | 09/21/2023 | Annual | 09/21/2024 |
| Agilent | Wideband Power Sensor N1921A | MY55220026 | 07/28/2023 | Annual | 07/28/2024 |
| Agilent | 11636B/Power Divider | 58698 | 01/15/2024 | Annual | 01/15/2025 |
| SPEAG | DAKS 3.5 | 1038 | 01/22/2024 | Annual | 01/22/2025 |
| SPEAG | Vector Reflectometer | 050813 | 04/26/2023 | Annual | 04/26/2024 |
| SPEAG | MXA Signal Analyzer | MY49100108 | 01/09/2024 | Annual | 01/09/2025 |
| H.P | Network Analyzer /8753ES | JP39240221 | 12/26/2023 | Annual | 12/26/2024 |
| Protek | NETWORK ANALYZER | X11-15305 | 02/15/2024 | Annual | 02/15/2025 |
| Agilent | WIRELESS COMMUNICATION E5515C | MY48361100 | 09/21/2023 | Annual | 09/21/2024 |
| Agilent | WIRELESS COMMUNICATION E5515C | MY48360252 | 07/27/2023 | Annual | 07/27/2024 |
| R&S | Wireless Communication Test Set CMW500 | 115733 | 03/19/2024 | Annual | 03/19/2025 |
| R&S | Wireless Communication Test Set CMW500 | 139333 | 12/13/2023 | Annual | 12/13/2024 |
| Agilent | SIGNAL GENERATOR N5182A | MY47070230 | 03/19/2024 | Annual | 03/19/2025 |
| Keysight | PSG Vector Signal Generator | MY50350097 | 03/05/2024 | Annual | 03/05/2025 |
| EMPOWER | RF Power Amplifier | 1084 | 05/26/2023 | Annual | 05/26/2024 |
| EMPOWER | RF Power Amplifier | 1041D/C0508 | 05/26/2023 | Annual | 05/26/2024 |
| EMPOWER | RF Power Amplifier | 1011 | 09/21/2023 | Annual | 09/21/2024 |
| MICRO LAB | LP Filter / LA-15N | 10453 | 09/21/2023 | Annual | 09/21/2024 |
| MICRO LAB | LP Filter / LA-30N | - | 09/21/2023 | Annual | 09/21/2024 |
| MICRO LAB | LP Filter / LA-60N | 32011 | 09/21/2023 | Annual | 09/21/2024 |
| Agilent | Attenuator (3dB) 8693B | MY39260298 | 08/22/2023 | Annual | 08/22/2024 |
| HP | Attenuator (3dB) 33340A | 02427 | 08/22/2023 | Annual | 08/22/2024 |
| HP | Attenuator (20dB) 8493C | 09271 | 08/22/2023 | Annual | 08/22/2024 |
| Agilent | Directional Bridge 86205A | 3140A04581 | 04/25/2023 | Annual | 04/25/2024 |



The report shall not be (partly) reproduced except in full without approval of the laboratory.

| Manufacturer | Type / Model | S/N | Calib. Date | Calib.Interval | Calib.Due |
|---|---|---|---|---|---|
| OSI | Power Divider | #1 | 05/26/2023 | Annual | 05/26/2024 |
| OSI | Power Divider | #2 | 05/26/2023 | Annual | 05/26/2024 |
| OSI | Power Divider | #3 | 05/26/2023 | Annual | 05/26/2024 |
| OSI | Power Divider | #4 | 05/26/2023 | Annual | 05/26/2024 |
| OSI | Power Divider | #5 | 05/26/2023 | Annual | 05/26/2024 |
| OSI | Power Divider | #6 | 05/26/2023 | Annual | 05/26/2024 |
| OSI | Power Divider | #7 | 05/26/2023 | Annual | 05/26/2024 |
| OSI | Power Divider | #8 | 05/26/2023 | Annual | 05/26/2024 |
| Agilent | MXA Signal Analyzer N9020A | MY50510407 | 06/07/2023 | Annual | 06/07/2024 |
| HP | Dual Directional Coupler | 16072 | 09/21/2023 | Annual | 09/21/2024 |
| Anritsu | Radio Communication Test Station MT8000A | 6261987928 | 01/18/2024 | Annual | 01/18/2025 |
| Anritsu | Radio Communication Test Station MT8000A | 6262036812 | 11/28/2023 | Annual | 11/28/2024 |
| Anritsu | Radio Communication Test Station MT8000A | 6262148305 | 12/21/2023 | Annual | 12/21/2024 |
| Anritsu | Radio Communication Test Station MT8000A | 6261967108 | 04/25/2023 | Annual | 04/25/2024 |
| Anritsu | Radio Communication Tester MT8820C | 6201074225 | 01/17/2024 | Annual | 01/17/2025 |
| Anritsu | Radio Communication Tester MT8820C | 6200695605 | 03/19/2024 | Annual | 03/19/2025 |
| Anritsu | Radio Communication Tester MT8821C | 6201502997 | 05/26/2023 | Annual | 05/26/2024 |
| Anritsu | Radio Communication Tester MT8821C | 6262044720 | 11/28/2023 | Annual | 11/28/2024 |
| Anritsu | Radio Communication Tester MT8821C | 6201664725 | 01/17/2024 | Annual | 01/17/2025 |
| Agilent | WIRELESS COMMUNICATION E5515C | MY50260992 | 05/26/2023 | Annual | 05/26/2024 |
| ROHDE&SCHWARZ | BLUETOOTH TESTER CBT | 100272 | 01/16/2024 | Annual | 01/16/2025 |

* The E-field probe was calibrated by SPEAG, by the waveguide technique procedure. Dipole Verification measurement is performed by HCT Lab. before each test. The brain/body simulating material is calibrated by HCT using the DAKS 3.5 to determine the conductivity and permittivity (dielectric constant) of the brain/body-equivalent material.



The report shall not be (partly) reproduced except in full without approval of the laboratory.

# 19. Conclusion

The SAR measurement indicates that the EUT complies with the RF radiation exposure limits of the ANSI/ IEEE C95.1 - 2005.

These measurements were taken to simulate the RF effects exposure under worst-case conditions. Precise laboratory measures were taken to assure repeatability of the tests. The results and statements relate only to the item(s) tested.

Please note that the abortion and distribution of electromagnetic energy in the body are very complex phenomena the depend on the mass, shape, and size of the body, the orientation of the body with respect to the field vectors, and the electrical properties of both the body and the environment. Other variables that may play a substantial role in possible biological effects are those that characterize the environment (e.g. ambient temperature, air velocity, relative humidity, and body insulation) and those that characterize the individual (e.g. age, gender, activity level, debilitation, or disease). Because various factors may interact with one another to vary the specific biological outcome of an exposure to electromagnetic fields, any protection guide should consider maximal amplification of biological effects as a result of field-body interactions, environmental conditions, and physiological variables.



The report shall not be (partly) reproduced except in full without approval of the laboratory.

## 20. References

[1] Federal Communications Commission, ET Docket 93-62, Guidelines for Evaluating the Environmental Effects of Radio frequency Radiation, Aug. 1996.

[2] ANSI/IEEE C95.1 - 2005 , American National Standard safety levels with respect to human exposure to radio frequency electromagnetic fields, 300 kHz to 300 ㎓, New York: IEEE, Sept. 1992

[3] ANSI/IEEE C 95.1 - 2005, American National Standard safety levels with respect to human exposure to radio frequency electromagnetic fields, 3 kHz to 300 ㎓, New York: IEEE, 2006

[4 ANSI/IEEE C95.3 - 2002, IEEE Recommended Practice for the Measurement of Potentially Hazardous Electromagnetic Fields - RF and Microwave, New York: December 2002.

[5] IEEE Standards Coordinating Committee 34 – IEEE Std. 1528-2013, IEEE Recommended Practice or Determining the Peak Spatial-Average Specific Absorption Rate (SAR) in the Human Body from Wireless Communications Devices

[6] NCRP, National Council on Radiation Protection and Measurements, Biological Effects and Exposure Criteria for Radio Frequency Electromagnetic Fields, NCRP Report No. 86, 1986. Reprinted Feb. 1995.

[7] T. Schmid, O. Egger, N. Kuster, Automated E-field scanning system for dosimetric assessments, IEEE Transaction on Microwave Theory and Techniques, vol. 44, Jan. 1996, pp. 105-113.

[8] K. Pokovic, T. Schmid, N. Kuster, Robust setup for precise calibration of E-field probes in tissue simulating liquids at mobile communications frequencies, ICECOM97, Oct. 1997, pp. 120-124.

[9] K. Pokovic, T. Schmid, and N. Kuster, E-field Probe with improved isotropy in brain simulating liquids, Proceedings of the ELMAR, Zadar, Croatia, June 23-25, 1996, pp. 172-175.

[10] Schmid& Partner Engineering AG, Application Note: Data Storage and Evaluation, June 1998, p2.

[11] V. Hombach, K. Meier, M. Burkhardt, E. Kuhn, N. Kuster, The Dependence of EM Energy Absorption upon Human Head Modeling at 900 ㎒, IEEE Transaction on Microwave Theory and Techniques, vol. 44 no. 10, Oct. 1996, pp. 1865-1873.

[12] N. Kuster and Q. Balzano, Energy absorption mechanism by biological bodies in the near field of dipole antennas above 300 ㎒, IEEE Transaction on Vehicular Technology, vol. 41, no. 1, Feb. 1992, pp. 17-23.

[13] G. Hartsgrove, A. Kraszewski, A. Surowiec, Simulated Biological Materials for Electromagnetic Radiation Absorption Studies, University of Ottawa, Bioelectro magnetics, Canada: 1987, pp. 29-36.

[14] Q. Balzano, O. Garay, T. Manning Jr., Electromagnetic Energy Exposure of Simulated Users of Portable Cellular Telephones, IEEE Transactions on Vehicular Technology, vol. 44, no.3, Aug. 1995.

[15] W. Gander, Computer mathematick, Birkhaeuser, Basel, 1992.

[16] W.H. Press, S.A. Teukolsky, W.T. Vetterling, and B.P. Flannery, Numerical Recepies in C, The Art of Scientific Computing, Second edition, Cambridge University Press, 1992.

[17] N. Kuster, R. Kastle, T. Schmid, Dosimetric evaluation of mobile communications equipment with known precision, IEEE Transaction on Communications, vol. E80-B, no. 5, May 1997, pp. 645-652.

[18] CENELEC CLC/SC111B, European Prestandard (prENV 50166-2), Human Exposure to Electromagnetic Fields High-frequency: 10 kHz-300 ㎓, Jan. 1995.

[19] Prof. Dr. Niels Kuster, ETH, EidgenØssischeTechnischeHoschschuleZòrich, Dosimetric Evaluation of the Cellular Phone.

[20] IEC 62209-1, Human exposure to radio frequency fields from hand-held and body-mounted wireless



The report shall not be (partly) reproduced except in full without approval of the laboratory.

communication devices – Human models, instrumentation and procedures – Part 1:Procedure to determine the specific absorption rate (SAR) for hand-held devices used in close proximity to the ear (frequency range of 300 MHz to 3 GHz), July. 2016..

[21] IEC 62209-2, Human exposure to radio frequency fields from hand-held and body-mounted wireless communication devices – Human models, instrumentation, and procedures – Part 2: Procedure to determine the specific absorption rate (SAR) for wireless communication devices used in close proximity to the human body (frequency range of 30 MHz to 6 GHz) Mar. 2010.

[22] Industry Canada RSS-102 Radio Frequency Exposure Compliance of Radio Communication Apparatus (All Frequency Band) Issue 5, March 2015.

[23] Health Canada Safety Code 6 Limits of Human Exposure to Radio Frequency Electromagnetic Fields in the Frequency rage from 3 kHz – 300 GHz, 2009

[24] FCC SAR Test procedures for 2G-3G Devices, Mobile Hotspot and UMPC Device KDB 941225 D01.

[25] SAR Measurement Guidance for IEEE 802.11 transmitters, KDB 248227 D01v02r02

[26] SAR Evaluation of Handsets with Multiple Transmitters and Antennas KDB 648474 D03, D04.

[27] SAR Evaluation for Laptop, Notebook, Netbook and Tablet computers KDB 616217 D04.

[28] SAR Measurement and Reporting Requirements for 100 MHz – 6 GHz, KDB 865664 D01, D02.

[29] FCC 447498 D01 General RF Exposure Guidance v06



The report shall not be (partly) reproduced except in full without approval of the laboratory.

# Appendix A. DUT Ant. Information & SETUP PHOTO

Please refer to test DUT Ant. Information &setup photo file no. as follows:

| Report No. |
| --- |
| HCT-SR-2404-FC004-P |



The report shall not be (partly) reproduced except in full without approval of the laboratory.