# TEST REPORT

FCC UNII ax, be Test for SM-F766U
Certification

**APPLICANT**
SAMSUNG Electronics Co., Ltd.

**REPORT NO.**
HCT-RF-2504-FC035-R1

**DATE OF ISSUE**
May 23, 2025

**Tested by**
Jeong Ho Kim

**Technical Manager**
Jong Seok Lee

HCT CO., LTD.
BongJai Huh / CEO


The report shall not be (partly) reproduced except in full without approval of the laboratory.
**HCT CO., LTD.** 2-6, 73, 74, Seoicheon-ro 578beon-gil, Majang-myeon, Icheon-si, Gyeonggi-do, Republic of Korea Tel. +82 31 645 6300 Fax. +82 31 645 6401

HCT CO.,LTD.
2-6, 73, 74, Seoicheon-ro 578beon-gil, Majang-myeon, Icheon-si, Gyeonggi-do, Republic of Korea
Tel. +82 31 645 6300 Fax. +82 31 645 6401

# TEST REPORT

REPORT NO.
HCT-RF-2504-FC035-R1

DATE OF ISSUE
May 23, 2025

Additional Model
SM-F766U1

| | |
|---|---|
| Applicant | SAMSUNG Electronics Co., Ltd.<br>129, Samsung-ro, Yeongtong-gu, Suwon-si, Gyeonggi-do, 16677, Rep. of Korea |
| Product Name<br>Model Name | Mobile Phone<br>SM-F766U |
| FCC ID | A3LSMF766U |
| Date of Test | February 23, 2025 ~ April 22, 2025 |
| FCC Classification | Unlicensed National Information Infrastructure(NII) |
| Test Standard Used | FCC Rule Part(s): Part 15.407 |
| Test Results | PASS |
| Location of Test | ■ Permanent Testing Lab ☐ On Site Testing Lab<br>(Address: 74, Seoicheon-ro 578beon-gil, Majang-myeon, Icheon-si, Gyeonggi-do, Republic of Korea) |


The report shall not be (partly) reproduced except in full without approval of the laboratory.

# REVISION HISTORY

The revision history for this test report is shown in table.

| Revision No. | Date of Issue | Description |
|---|---|---|
| 0 | April 22, 2025 | Initial Release |
| 1 | May 23, 2025 | Revised the Power Supply Voltage.<br>(DC 3.88 V → DC 3.90 V) |

# Notice

| Content |
|---|
| Engineering Statement:<br>The measurements shown in this report were made in accordance with the procedures indicated, and the emissions from this equipment were found to be within the limits applicable. I assume full responsibility for the accuracy and completeness of these measurements, and for the qualifications of all persons taking them. It is further stated that upon the basis of the measurements made, the equipment tested is capable of operation in accordance with the requirements of the FCC Rules under normal use and maintenance.<br><br>The results shown in this test report only apply to the sample(s), as received, provided by the applicant, unless otherwise stated.<br>The test results have only been applied with the test methods required by the standard(s).<br><br>The laboratory is not accredited for the test results marked *.<br>Information provided by the applicant is marked **.<br>Test results provided by external providers are marked ***.<br><br>When confirmation of authenticity of this test report is required, please contact www.hct.co.kr<br><br>The test results in this test report are not associated with the ((KS Q) ISO/IEC 17025) accreditation by KOLAS (Korea Laboratory Accreditation Scheme) / A2LA (American Association for Laboratory Accreditation) that are under the ILAC (International Laboratory Accreditation Cooperation) Mutual Recognition Agreement (MRA). |



The report shall not be (partly) reproduced except in full without approval of the laboratory.

CONTENTS


1. GENERAL INFORMATION 5
EUT DESCRIPTION 5
ANTENNA CONFIGURATIONS 6
2. MAXIMUM OUTPUT POWER 8
3. TEST METHODOLOGY 9
EUT CONFIGURATION 9
EUT EXERCISE 9
GENERAL TEST PROCEDURES 9
DESCRIPTION OF TEST MODES 10
4. INSTRUMENT CALIBRATION 10
5. FACILITIES AND ACCREDITATIONS 10
5.1 FACILITIES 10
5.2 EQUIPMENT 10
6. ANTENNA REQUIREMENTS 11
7. MEASUREMENT UNCERTAINTY 11
8. DESCRIPTION OF TESTS 12
9. SUMMARY OF TEST RESULTS 35
10. TEST RESULT 36
10.1 DUTY CYCLE 36
10.2 26 dB BANDWIDTH & 99% BANDWIDTH 46
10.2.1 Ant.1 46
10.2.2 Ant.2 54
10.3 6 dB BANDWIDTH 64
10.3.1 Ant.1 64
10.3.2 Ant.2 67
10.4 OUTPUT POWER MEASUREMENT 72
10.4.1 MIMO_CDD(Ant.1+ Ant.2) 73
10.5 POWER SPECTRAL DENSITY 85
10.5.1 MIMO_CDD(Ant.1+Ant.2) 86
10.6 STRADDLE CHANNEL 102
10.6.1 Ant.1 103
10.6.2 Ant.2 106
10.7 RADIATED SPURIOUS EMISSIONS (9 kHz – 1 GHz) 125
10.8 RADIATED SPURIOUS EMISSIONS (Above 1 GHz) 126
10.9 RADIATED RESTRICTED BAND EDGE 159
11. LIST OF TESTEQUIPMENT 235
12. ANNEX A_ TEST SETUP PHOTO 237




The report shall not be (partly) reproduced except in full without approval of the laboratory.

# 1. GENERAL INFORMATION

## EUT DESCRIPTION

| | | |
|---|---|---|
| Model | SM-F766U | |
| Additional Model | SM-F766U1 | |
| EUT Type | Mobile Phone | |
| Power Supply | DC 3.90 V | |
| Modulation Type | OFDMA,OFDM | |
| Frequency Range (MHz) | U-NII-1 | 20 MHz BW : 5180 - 5240<br>40 MHz BW : 5190 - 5230<br>80 MHz BW : 5210<br>160 MHz BW : 5250 |
| | U-NII-2A | 20 MHz BW : 5260 - 5320<br>40 MHz BW : 5270 - 5310<br>80 MHz BW : 5290<br>160 MHz BW : 5250 |
| | U-NII-2C | 20 MHz BW : 5500 - 5720<br>40 MHz BW : 5510 - 5710<br>80 MHz BW : 5530 – 5690<br>160 MHz BW : 5570 |
| | U-NII-3 | 20 MHz BW : 5745 - 5825<br>40 MHz BW : 5755 - 5795<br>80 MHz BW : 5775<br>160 MHz BW : 5815 |
| | U-NII-4 | 20 MHz BW : 5845 - 5885<br>40 MHz BW : 5835 - 5875<br>80 MHz BW : 5855<br>160 MHz BW : 5815 |
| Straddle channel | Supported | |
| TDWR Band | Supported | |
| Dynamic Frequency Selection | Slave without radar detection | |
| Antenna Specification | Type: Metal | |
| Serial number | Conducted : R3CY209A8EB<br>Radiated : R3CY10XN45J | |



The report shall not be (partly) reproduced except in full without approval of the laboratory.

ANTENNA CONFIGURATIONS

1. Antenna configuration

| Configurations | SISO | | MIMO | |
|---|---|---|---|---|
| | Ant.1 | Ant.2 | CDD | SDM |
| 802.11ax (HE20/40/80/160) | O | O | O | O |
| 802.11be (EHT20/40/80/160) | O | O | O | O |
| 802.11be (EHT20/40/80/160)_MRU | O | O | O | O |

Note:

(1) O = Support, X = Not Support

(2) SISO = Single Input Single Output

(3) SDM = Spatial Diversity Multiplexing

(4) CDD = Cyclic Delay Diversity

2.This device supports simultaneous transmission operation, which allows for two channels to operate independent of one another in the 2.4 GHz and 5 GHz or 6GHz Bands simultaneously on each antenna.

| Simultaneous transmission Scenario | 2.4 GHz WiFi Ant.1 | 2.4 GHz WiFi Ant.2 | 5 GHz WiFi Ant.1 | 5 GHz WiFi Ant.2 | 6 GHz WiFi Ant.1 | 6 GHz WiFi Ant.2 | BT Ant.1 | BT Ant.2 | Test Case |
|---|---|---|---|---|---|---|---|---|---|
| Dual Bluetooth + 5 GHz WiFi MIMO | | | on | on | | | on | on | Scenario1 |
| Dual Bluetooth + 6 GHz WiFi MIMO | | | | | on | on | on | on | |
| 2.4 GHz WiFi MIMO + 5 GHz WiFi MIMO | on | on | on | on | | | | | Scenario2 |
| 2.4 GHz WiFi MIMO + 6 GHz WiFi MIMO | on | on | | | on | on | | | |
| Bluetooth ANT.1 + 2.4 GHz WiFi ANT.2 + 5 GHz WiFi MIMO | | on | on | on | | | on | | Scenario3 |
| Bluetooth ANT.1 + 2.4 GHz WiFi ANT.2 + 6 GHz WiFi MIMO | | on | | | on | on | on | | |



The report shall not be (partly) reproduced except in full without approval of the laboratory.

3. Directional Gain Calculation

According to KDB 662911 D01 Multiple Transmitter Output v02r01 F) 2) e) (iii), f) ii)

$$\text{Directional Gain(CDD)} = 10 \cdot \log\left[\frac{\sum_{j=1}^{N_{SS}}\{\sum_{k=1}^{N_{ANT}} g_{j,k}\}^2}{N_{ANT}}\right]$$

Directional gain(SDM) = Gmax + 10·LOG($N_{ANT}$/ $N_{ss}$)

| Band | Ant Gain (dBi) | | $N_{ANT}$/ $N_{ss}$ | Directional Gain (dBi) | |
|---|---|---|---|---|---|
| | ANT1 | ANT2 | | CDD | SDM |
| UNII 1 | -4.72 | -6.46 | 2 / 2 | -2.54 | -4.72 |
| UNII 2A | -4.85 | -5.46 | | -2.14 | -4.85 |
| UNII 2C | -4.77 | -5.69 | | -2.21 | -4.77 |
| UNII 3 | -8.38 | -7.25 | | -4.79 | -7.25 |
| UNII 4 | -7.59 | -7.21 | | -4.39 | -7.21 |

Note

According to Ansi C63.10-2013 section 14.4.3, the directional gain is calculated using the formula, where GN is the gain of the nth antenna and NANT is the total number of antennas used.

Directional gain(CDD) = 10·log(((10$^{(ANT1\ Gain/20)}$+10$^{(ANT2\ Gain/20)}$)$^2$)/2) dBi

Directional gain(SDM) = Gmax + 10·LOG($N_{ANT}$/ $N_{ss}$)

Sample Calculation (Conducted Power, MIMO):

Ex) Ant 1 : 11.58 dBm  Ant 2 : 12.08 dBm

Ant1 + Ant 2 = MIMO

(11.58 dBm + 12.08 dBm) = (14.387 mW + 16.143 mW) = 30.53 mW = 14.88 dBm

Sample Calculation (E.I.R.P & E.I.R.P Spectral Density, MIMO):

Ex) ANT1 : 15.35 dBm , ANT2 : 15.12 dBm, Directional Gain : 3 dBi

Conducted Power = (15.35 dBm + 15.12 dBm) = (34.276 mW + 32.508 mW) = 66.784 mW = 18.25 dBm

E.I.R.P = 18.25 dBm + 3 dBi = 21.25 dBm



The report shall not be (partly) reproduced except in full without approval of the laboratory.

## 2. MAXIMUM OUTPUT POWER

The transmitter has a maximum total conducted average output power as follows:

| Band | Mode | MIMO_CDD(Ant.1+ Ant.2) | | | | | |
|---|---|---|---|---|---|---|---|
| | | Ant.1 Power | | Ant.2 Power | | (Ant.1 + Ant.2) Power | |
| | | (dBm) | (W) | (dBm) | (W) | (dBm) | (W) |
| UNII1 | 802.11be(EHT20) | 17.55 | 0.057 | 16.75 | 0.047 | 20.18 | 0.104 |
| | 802.11be(EHT40) | 17.40 | 0.055 | 16.55 | 0.045 | 20.01 | 0.100 |
| | 802.11be(EHT80) | 17.16 | 0.052 | 16.19 | 0.042 | 19.72 | 0.094 |
| UNII2A | 802.11be(EHT20) | 17.69 | 0.059 | 16.65 | 0.046 | 20.21 | 0.105 |
| | 802.11be(EHT40) | 17.48 | 0.056 | 16.55 | 0.045 | 20.05 | 0.101 |
| | 802.11be(EHT80) | 17.80 | 0.060 | 16.57 | 0.045 | 20.24 | 0.106 |
| UNII1&2A | 802.11be(EHT160) | 17.79 | 0.060 | 17.18 | 0.052 | 20.51 | 0.112 |
| UNII2C | 802.11be(EHT20) | 17.48 | 0.056 | 16.88 | 0.049 | 20.20 | 0.105 |
| | 802.11be(EHT40) | 17.26 | 0.053 | 17.11 | 0.051 | 20.20 | 0.105 |
| | 802.11be(EHT80) | 17.49 | 0.056 | 17.11 | 0.051 | 20.32 | 0.108 |
| | 802.11be(EHT160) | 17.60 | 0.057 | 17.00 | 0.050 | 20.32 | 0.108 |
| UNII3 | 802.11be(EHT20) | 17.44 | 0.055 | 16.94 | 0.049 | 20.21 | 0.105 |
| | 802.11be(EHT40) | 17.31 | 0.054 | 16.80 | 0.048 | 20.07 | 0.102 |
| | 802.11be(EHT80) | 17.44 | 0.055 | 16.87 | 0.049 | 20.17 | 0.104 |
| UNII4 | 802.11be(EHT20) | 17.43 | 0.055 | 17.27 | 0.053 | 20.36 | 0.109 |
| | 802.11be(EHT40) | 17.35 | 0.054 | 17.08 | 0.051 | 20.22 | 0.105 |
| | 802.11be(EHT80) | 17.41 | 0.055 | 17.11 | 0.051 | 20.28 | 0.107 |
| UNII3&4 | 802.11be(EHT160) | 17.49 | 0.056 | 17.26 | 0.053 | 20.38 | 0.109 |

| Band | Mode | MIMO_CDD(Ant.1+ Ant.2) | | | |
|---|---|---|---|---|---|
| | | (Ant.1 + Ant.2) Power | | (Ant.1 + Ant.2) EIRP Power | |
| | | (dBm) | ANT Gain(dBi) | (dBm) | (W) |
| UNII4 | 802.11be (EHT20) | 20.36 | -4.39 | 15.97 | 0.040 |
| | 802.11be (EHT40) | 20.22 | -4.39 | 15.83 | 0.038 |
| | 802.11be (EHT80) | 20.28 | -4.39 | 15.89 | 0.039 |
| | 802.11be (EHT160) | 20.38 | -4.39 | 15.99 | 0.040 |



The report shall not be (partly) reproduced except in full without approval of the laboratory.

# 3. TEST METHODOLOGY

The measurement procedure described in FCC KDB 789033 D02 General UNII Test Procedures New Rules v02r01 dated December 14, 2017 entitled "Guidelines for Compliance Testing of Unlicensed National Information Infrastructure (U-NII) Devices Part15, Subpart E" and ANSI C63.10(Version : 2013) 'the American National Standard of Procedures for Compliance Testing of Unlicensed Wireless Devices' were used in the measurement. Additionally, for U-NII-4 band, use the following measurement procedure KDB 291074 D02 EMC Measurement v01.

## EUT CONFIGURATION

The EUT configuration for testing is installed on RF field strength measurement to meet the Commissions requirement and operating in a manner that intends to maximize its emission characteristics in a continuous normal application.

## EUT EXERCISE

The EUT was operated in the engineering mode to fix the Tx frequency that was for the purpose of the measurements. According to its specifications, the EUT must comply with the requirements of the Section 15.207, 15.209 and 15.407 under the FCC Rules Part 15 Subpart E.

## GENERAL TEST PROCEDURES

Conducted Emissions

The EUT is placed on the turntable, which is 0.8 m above ground plane. According to the requirements in Section 6.2 of ANSI C63.10. (Version :2013) Conducted emissions from the EUT measured in the frequency range between 0.15 MHz and 30MHz using CISPR Quasi-peak and average detector modes.

Radiated Emissions

The EUT is placed on a turn table, which is 0.8 m above ground plane below 1 GHz. Above 1 GHz with 1.5m using absorbers between the EUT and receive antenna. The turntable shall rotate 360 degrees to determine the position of maximum emission level. EUT is set 3 m away from the receiving antenna, which varied from 1 m to 4 m to find out the highest emission. And also, each emission was to be maximized by changing the polarization of receiving antenna both horizontal and vertical. In order to find out the max. emission, the relative positions of this hand-held transmitter (EUT) was rotated through three orthogonal axes according to the requirements in Section 6.6.5 of ANSI C63.10. (Version: 2013)



The report shall not be (partly) reproduced except in full without approval of the laboratory.

### DESCRIPTION OF TEST MODES

The EUT has been tested under operating condition. Test program used to control the EUT for staying in continuous transmitting and receiving mode is programmed.

## 4. INSTRUMENT CALIBRATION

The measuring equipment, which was utilized in performing the tests documented herein, has been calibrated in accordance with the manufacturer's recommendations for utilizing calibration equipment's, which is traceable to recognized national standards.
Especially, all antenna for measurement is calibrated in accordance with the requirements of ANSI C63.5
(Version : 2017).

## 5. FACILITIES AND ACCREDITATIONS

### 5.1 FACILITIES

The SAC(Semi-Anechoic Chamber) and conducted measurement facility used to collect the radiated data are located at the 74, Seoicheon-ro 578beon-gil, Majang-myeon, Icheon-si, Gyeonggi-do, 17383, Rep. of KOREA. The site is constructed in conformance with the requirements of ANSI C63.4. (Version :2014) and CISPR Publication 22.
Detailed description of test facility was submitted to the Commission and accepted dated March 11, 2024 (Registration Number: KR0032).

### 5.2 EQUIPMENT

Radiated emissions are measured with one or more of the following types of Linearly polarized antennas: tuned dipole, bi-conical, log periodic, bi-log, and/or ridged waveguide, horn. Spectrum analyzers with pre-selectors and quasi-peak detectors are used to perform radiated measurements. Conducted emissions are measured with Line Impedance Stabilization Networks and EMI Test Receivers. Calibrated wideband preamplifiers, coaxial cables, and coaxial attenuators are also used for making measurements.
All receiving equipment conforms to CISPR Publication 16-1, "Radio Interference Measuring Apparatus and Measurement Methods."


The report shall not be (partly) reproduced except in full without approval of the laboratory.

## 6. ANTENNA REQUIREMENTS

According to FCC 47 CFR § 15.203, § 15.407:

"An intentional radiator antenna shall be designed to ensure that no antenna other than that furnished by the responsible party can be used with the device. The use of a permanently attached antenna or of an antenna that uses a unique coupling to the intentional radiator shall be considered sufficient to comply with the provisions of this section."

(1) The antennas of this E.U.T are permanently attached.

(2) The E.U.T Complies with the requirement of § 15.203, § 15.407

## 7. MEASUREMENT UNCERTAINTY

The measurement uncertainties shown below were calculated in accordance with the requirements of ANSI C63.10-2013.

All measurement uncertainty values are shown with a coverage factor of $k = 2$ to indicate a 95 % level of confidence.

The measurement data shown herein meets or exceeds the $U_{CISPR}$ measurement uncertainty values specified in CISPR 16-4-2 and, thus, can be compared directly to specified limits to determine compliance.

| Parameter | Expanded Uncertainty (±kHz) |
|---|---|
| X dB, 99% Bandwidth | 95 (Confidence level about 95 %, *k*=2) |
| Frequency stability | 28 (Confidence level about 95 %, *k*=2) |

| Parameter | Expanded Uncertainty (±dB) |
|---|---|
| Conducted Disturbance (150 kHz ~ 30 MHz) | 1.54 ( Confidence level about 95 %, *k*=2) |
| Conducted Output Power(Power Meter) | 0.54 (Confidence level about 95 %, k=2) |
| Conducted Output Power(Signal Analyzer) | 0.68 (Confidence level about 95 %, k=2) |
| Power Spectral Density | 1.03 (Confidence level about 95 %, k=2) |
| Radiated Disturbance (9 kHz ~ 30 MHz) | 4.36 ( Confidence level about 95 %, *k*=2) |
| Radiated Disturbance (30 MHz ~ 1 GHz) | 5.68 ( Confidence level about 95 %, *k*=2) |
| Radiated Disturbance (1 GHz ~ 18 GHz) | 5.75 ( Confidence level about 95 %, *k*=2) |
| Radiated Disturbance (18 GHz ~ 40 GHz) | 5.82 ( Confidence level about 95 %, *k*=2) |



The report shall not be (partly) reproduced except in full without approval of the laboratory.

# 8. DESCRIPTION OF TESTS

## 8.1. Duty Cycle

Test Configuration

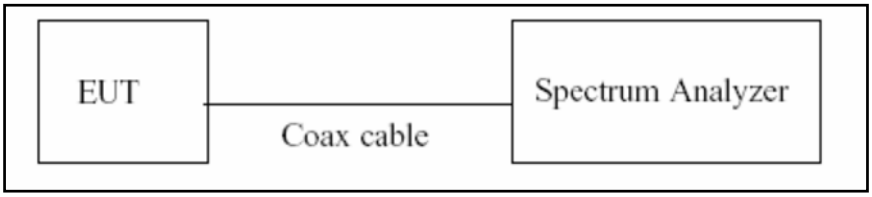


Test Procedure

The transmitter output is connected to the Spectrum Analyzer.

We tested according to Procedure B.2 in KDB 789033 D02 v02r01.

1. RBW = 8 MHz (the largest available value)
2. VBW = 8 MHz (≥ RBW)
3. SPAN = 0 Hz
4. Detector = Peak
5. Number of points in sweep > 100
6. Trace mode = Clear write
7. Measure $T_{total}$ and $T_{on}$
8. Calculate Duty Cycle = $T_{on}$/ $T_{total}$ and Duty Cycle Factor = 10log(1/Duty Cycle)



The report shall not be (partly) reproduced except in full without approval of the laboratory.

## 8.2. 6 dB Bandwidth & 26 dB Bandwidth

Limit

Within the 5.725-5.85 GHz(NII-3) &5.85-5.925 GHz(NII-4) band, the minimum 6 dB bandwidth of U-NII devices shall be at least 500 kHz.

Test Configuration

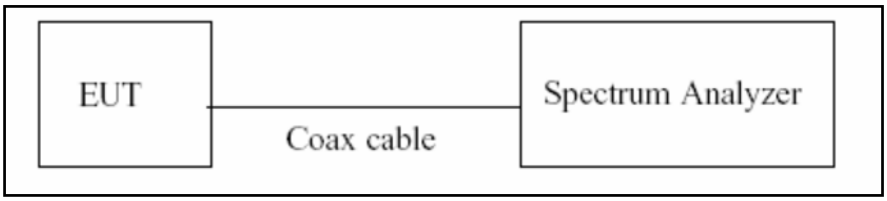


Test Procedure(26 dB Bandwidth)

The transmitter output is connected to the Spectrum Analyzer.

We tested according to Procedure C.1 in KDB 789033 D02 v02r01.

1. RBW = approximately 1 % of the emission bandwidth
2. VBW > RBW
3. Detector = Peak
4. Trace mode = Max Hold
5. Measure the maximum width of the emission that is 26 dB down from the maximum of the emission. Compare this with the RBW setting of the analyzer. Readjust RBW and repeat measurement as needed until the RBW/EBW ratio is approximately 1 %.

Test Procedure (6 dB Bandwidth)

The transmitter output is connected to the Spectrum Analyzer.

We tested according to Procedure C.2 in KDB 789033 D02 v02r01.

1. RBW = 100 kHz
2. VBW ≥ 3 x RBW
3. Detector = Peak
4. Trace mode = Max Hold
5. Allow the trace to stabilize
6. Measure the maximum width of the emission that is constrained by the frequencies associated with the two outermost amplitude points(upper and lower frequencies) that are attenuated by 6 dB relative to the maximum lever measured in the fundamental emission.

Note:

1. We tested X dB bandwidth using the automatic bandwidth measurement capability of a spectrum analyzer.
2. DFS test channels should be defined. So, we performed the OBW test to prove that no part of the fundamental emissions of any channels belong to UNII1 and UNII3 band for DFS.
3. The 26 dB bandwidth is used to determine the conducted power limits.



The report shall not be (partly) reproduced except in full without approval of the laboratory.

## 8.3. Output Power Measurement

Limit

| Band | Limit |
|---|---|
| UNII 1 | - Master : Not exceed 1 W(=30 dBm)<br>- Slave : Not exceed 250 mW(=23.98 dBm) |
| UNII 2A, 2C | Not exceed the lesser of 250 mW or 11 dBm + 10 log B,<br>(where B is the 26 dB emission bandwidth in megahertz.) |
| UNII 3 | Not exceed 1 W(=30 dBm) |
| UNII 4 | EIRP 30 dBm |

Test Configuration

Power Meter

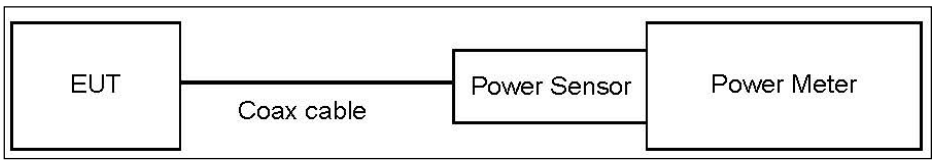


Spectrum Analyzer(Only Straddle Channel)

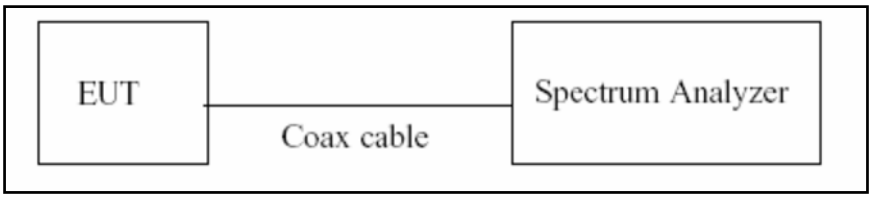


Test Procedure(Power Meter)

We tested according to Procedure E.3.a in KDB 789033 D02 v02r01.

1. Measure the duty cycle.
2. Measure the average power of the transmitter. This measurement is an average over both the on and off periods of the transmitter.
3. Add 10 log (1/x), where x is the duty cycle, to the measured power in order to compute the average power during the actual transmission times.



The report shall not be (partly) reproduced except in full without approval of the laboratory.

Test Procedure(Spectrum Analyzer)

The transmitter output is connected to the Spectrum Analyzer.

We use the spectrum analyzer's integrated band power measurement function.

We tested according to Procedure E.2.d) in KDB 789033 D02 v02r01.

1. Measure the duty cycle.
2. Set span to encompass the 26 dB EBW of the signal.
3. RBW = 1 MHz.
4. VBW ≥ 3 MHz.
5. Number of points in sweep ≥ 2 x span/RBW.
6. Sweep time = auto.
7. Detector = RMS.
8. Do not use sweep triggering. Allow the sweep to "free run".
9. Trace average at least 100 traces in power averaging(RMS) mode
10. Integrated bandwidth = OBW
11. Add 10log(1/x), where x is the duty cycle, to the measured power in order to compute the average power during the actual transmission times.

Sample Calculation

Total Power(dBm) = Measured Value(dBm) + ATT loss(dB) + Cable loss(dB) + Duty Cycle Factor(dB)

Note

1. Spectrum Measured Values are not plot data.
   The power results in plot is already including the actual values of loss for the attenuator and cable combination.
2. Spectrum offset

Ant.1 : Attenuator loss(10 dB) + Cable loss + EUT Cable Loss(0.5 dB)

Ant.2 : Attenuator loss(10 dB) + Cable loss

3. Actual value of loss for the attenuator and cable combination is below table.

| Band | Ant.1 Loss(dB) | Ant.2 Loss(dB) |
|---|---|---|
| UNII 1 | 11.30 | 10.80 |
| UNII 2A | 11.30 | 10.80 |
| UNII 2C | 11.30 | 10.80 |
| UNII 3&4 | 11.30 | 10.80 |

(Actual value of loss for the attenuator and cable combination)



The report shall not be (partly) reproduced except in full without approval of the laboratory.

## 8.4. Power Spectral Density

Limit

| Band | Limit |
|---|---|
| UNII 1 | 11 dBm/MHz |
| UNII 2A, 2C | 11 dBm/MHz |
| UNII 3 | 30 dBm/500 kHz |
| UNII 4 | EIRP 14 dBm/MHz |

Test Configuration

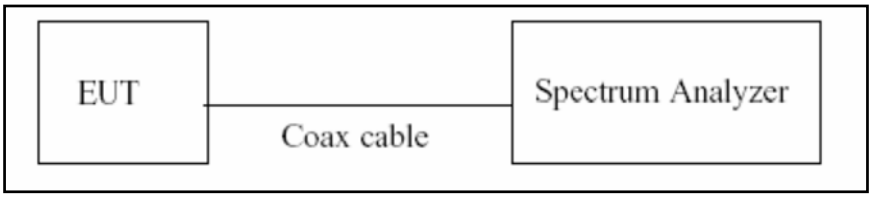


Test Procedure

We tested according to Procedure F in KDB 789033 D02 v02r01.

1. Set span to encompass the entire emission bandwidth(EBW) of the signal.
2. RBW = 1 MHz(510 kHz for UNII 3)
3. VBW ≥ 3 MHz
4. Number of points in sweep ≥ 2 x span/RBW.
5. Sweep time = auto.
6. Detector = RMS(i.e., power averaging), if available. Otherwise, use sample detector mode.
7. Do not use sweep triggering. Allow the sweep to “free run”.
8. Trace average at least 100 traces in power averaging(RMS) mode
9. Use the peak search function on the spectrum analyzer to find the peak of the spectrum.
10. If Method SA-2 was used, add 10 log(1/x), where x is the duty cycle, to the peak of the spectrum.



The report shall not be (partly) reproduced except in full without approval of the laboratory.

Sample Calculation

Total PSD(dBm) = Measured Value(dBm) + ATT loss(dB) + Cable loss(dB) + Duty Cycle Factor(dB)

Note

1. Spectrum Measured Values are not plot data.
   The PSD results in plot is already including the actual values of loss for the attenuator and cable combination.
2. Spectrum offset

Ant.1 : Attenuator loss(10 dB) + Cable loss + EUT Cable Loss(0.5 dB)

Ant.2 : Attenuator loss(10 dB) + Cable loss

3. Actual value of loss for the attenuator and cable combination is below table.

| Band | Ant.1 Loss(dB) | Ant.2 Loss(dB) |
|---|---|---|
| UNII 1 | 11.30 | 10.80 |
| UNII 2A | 11.30 | 10.80 |
| UNII 2C | 11.30 | 10.80 |
| UNII 3&4 | 11.30 | 10.80 |

(Actual value of loss for the attenuator and cable combination)



The report shall not be (partly) reproduced except in full without approval of the laboratory.

## 8.5. AC Power line Conducted Emissions

### Limit

For an intentional radiator that is designed to be connected to the public utility (AC) power line, the radio frequency voltage that is conducted back onto the AC power line on any frequency or frequencies, within the band 150 kHz to 30 MHz, shall not exceed the limits in the following table, as measured using a 50 μH/50 ohms line impedance stabilization network (LISN).

| Frequency Range (MHz) | Limits (dBμV) | |
|---|---|---|
| | Quasi-peak | Average |
| 0.15 to 0.50 | 66 to 56[(a)] | 56 to 46[(a)] |
| 0.50 to 5 | 56 | 46 |
| 5 to 30 | 60 | 50 |

[(a)]Decreases with the logarithm of the frequency.

Compliance with this provision shall be based on the measurement of the radio frequency voltage between each power line (LINE and NEUTRAL) and ground at the power terminals.

### Test Configuration

See test photographs attached in Annex A for the actual connections between EUT and support equipment.

### Test Procedure

1. The EUT is placed on a wooden table 80 cm above the reference ground plane.
2. The EUT is connected via LISN to a test power supply.
3. The measurement results are obtained as described below:
4. Detectors: Quasi Peak and Average Detector.

### Sample Calculation

Quasi-peak(Final Result) = Measured Value + Correction Factor



The report shall not be (partly) reproduced except in full without approval of the laboratory.

## 8.6. Radiated Test

Limit

1. UNII 1: All emissions outside of the 5.15-5.35 GHz band shall not exceed an EIRP of −27 dBm/MHz.
2. UNII 2A, 2C: All emissions outside of the 5.47-5.725 GHz band shall not exceed an EIRP of −27 dBm/MHz.
3. UNII 3: All emissions shall be limited to a level of −27 dBm/MHz at 75 MHz or more above or below the band edge increasing linearly to 10 dBm/MHz at 25 MHz above or below the band edge, and from 25 MHz above or below the band edge increasing linearly to a level of 15.6 dBm/MHz at 5 MHz above or below the band edge, and from 5 MHz above or below the band edge increasing linearly to a level of 27 dBm/MHz at the band edge.
4. UNII 4: [Low Channel O.O.B.E] measured with a Peak detector

   For a client device or indoor access point or subordinate device, all emissions below 5.725 GHz shall not exceed an e.i.r.p. of −27 dBm/MHz at 5.65 GHz increasing linearly to 10 dBm/MHz at 5.7 GHz, and from 5.7 GHz increasing linearly to a level of 15.6 dBm/MHz at 5.72 GHz, and from 5.72 GHz increasing linearly to a level of 27 dBm/MHz at 5.725 GHz.

   [High Channel O.O.B.E] measured with a RMS detector

   For a client device, all emissions at or above 5.895 GHz shall not exceed an e.i.r.p. of −5 dBm/MHz and shall decrease linearly to an e.i.r.p. of −27 dBm/MHz at or above 5.925 GHz.

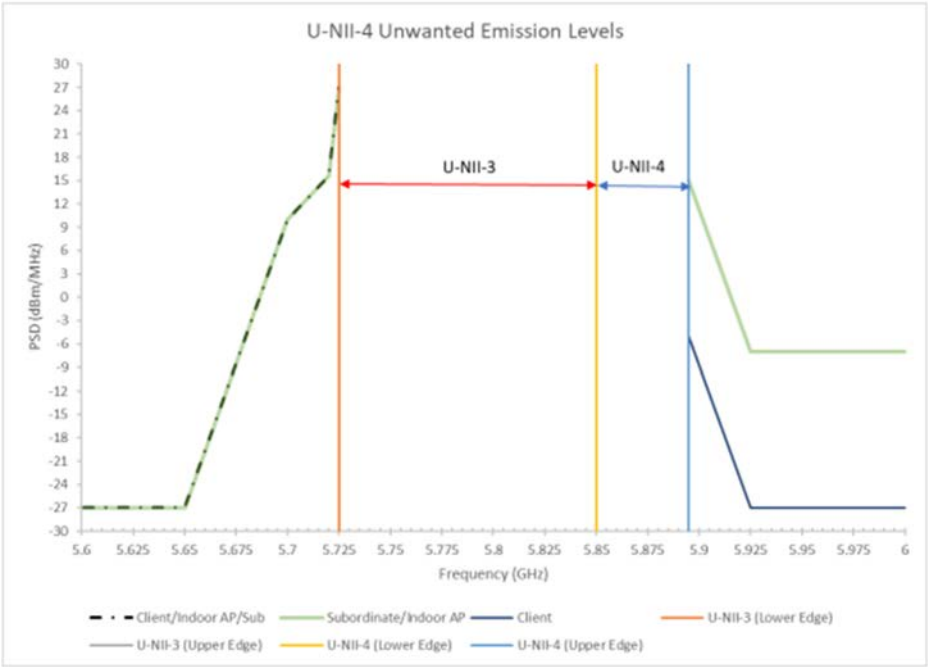


**Figure 1. Out of Band Emission Mask of U-NII Devices Operating in the 5.850-5.895 GHz Band**



The report shall not be (partly) reproduced except in full without approval of the laboratory.

5. All out of band emissions appearing in a restricted band as specified in Section 15.205 of the Title 47 CFR must not exceed the limits shown in Section 15.209.

| Frequency (MHz) | Field Strength (μV/m) | Measurement Distance (m) |
|---|---|---|
| 0.009 – 0.490 | 2400/F(kHz) | 300 |
| 0.490 – 1.705 | 24000/F(kHz) | 30 |
| 1.705 – 30 | 30 | 30 |
| 30-88 | 100 | 3 |
| 88-216 | 150 | 3 |
| 216-960 | 200 | 3 |
| Above 960 | 500 | 3 |

Test Configuration

Below 30 MHz

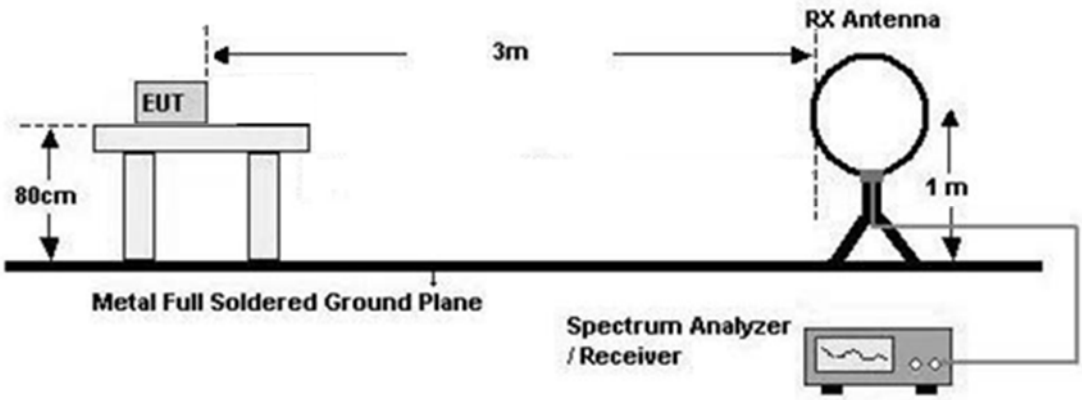



The report shall not be (partly) reproduced except in full without approval of the laboratory.

30 MHz - 1 GHz

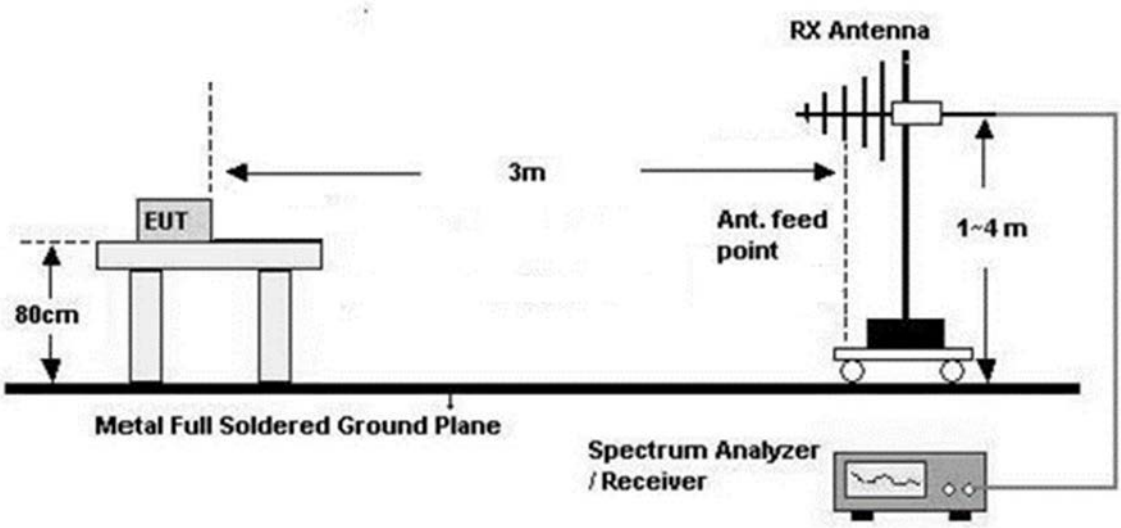


Above 1 GHz

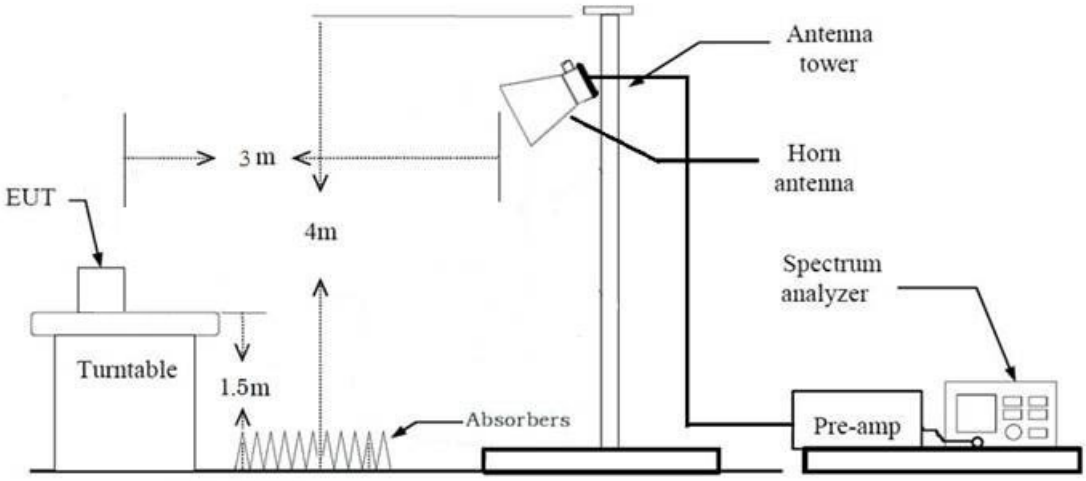


Test Procedure of Radiated spurious emissions(Below 30 MHz)

1. The EUT was placed on a non-conductive table located on semi-anechoic chamber.
2. The loop antenna was placed at a location 3 m from the EUT
3. The EUT is placed on a turntable, which is 0.8m above ground plane.
4. We have done x, y, z planes in EUT and horizontal and vertical polarization and Parallel to the ground plane in detecting antenna.
5. The turntable shall be rotated for 360 degrees to determine the position of maximum emission level.
6. Distance Correction Factor(0.009 MHz – 0.490 MHz) =40log(3 m/300 m)= - 80 dB
   Measurement Distance : 3 m
7. Distance Correction Factor(0.490 MHz – 30 MHz) =40log(3 m/30 m)= - 40 dB


The report shall not be (partly) reproduced except in full without approval of the laboratory.

Measurement Distance : 3 m

8. Spectrum Setting

- Frequency Range = 9 kHz ~ 30 MHz
- Detector = Peak
- Trace = Max Hold
- RBW = 9 kHz
- VBW ≥ 3 x RBW

9.Total = Measured Value + Antenna Factor(A.F) + Cable Loss(C.L) + Distance Factor(D.F)

10. Measurement value only up to 6 maximum emissions noted, or would be lesser if no specific emissions from the EUT are recorded (ie: margin > 20 dB from the applicable limit) and considered that's already beyond the background noise floor.

KDB 414788 OFS and Chamber Correlation Justification

Base on FCC 15.31 (f) (2): measurements may be performed at a distance closer than that specified in the regulations; however, an attempt should be made to avoid making measurements in the near field.

OFS and chamber correlation testing had been performed and chamber measured test result is the worst case test result.

Test Procedure of Radiated spurious emissions(Below 1 GHz)

1. The EUT was placed on a non-conductive table located on semi-anechoic chamber.
2. The EUT is placed on a turntable, which is 0.8m above ground plane.
3. The Hybrid antenna was placed at a location 3 m from the EUT, which is varied from 1 m to 4 m to find out the highest emissions.
4. We have done x, y, z planes in EUT and horizontal and vertical polarization in detecting antenna.
5. The turntable shall be rotated for 360 degrees to determine the position of maximum emission level.
6. Spectrum Setting

(1) Measurement Type(Peak):

- Measured Frequency Range : 30 MHz – 1 GHz
- Detector = Peak
- Trace = Max Hold
- RBW = 100 kHz
- VBW ≥ 3 x RBW

(2) Measurement Type(Quasi-peak):

- Measured Frequency Range : 30 MHz – 1 GHz
- Detector = Quasi-Peak
- RBW = 120 kHz

※In general, (1) is used mainly

7.Total = Measured Value + Antenna Factor(A.F) + Cable Loss(C.L)



The report shall not be (partly) reproduced except in full without approval of the laboratory.

8. Measurement value only up to 6 maximum emissions noted, or would be lesser if no specific emissions from the EUT are recorded (ie: margin > 20 dB from the applicable limit) and considered that's already beyond the background noise floor.

Test Procedure of Radiated spurious emissions (Above 1 GHz)

1. The EUT is placed on a turntable, which is 1.5 m above ground plane.
2. We have done x, y, z planes in EUT and horizontal and vertical polarization in detecting antenna.
3. The turntable shall be rotated for 360 degrees to determine the position of maximum emission level.
4. EUT is set 3 m away from the receiving antenna, which is varied from 1 m to 4 m to find out the highest emissions.
5. Maximum procedure was performed on the six highest emissions to ensure EUT compliance.
6. Each emission was to be maximized by changing the polarization of receiving antenna both horizontal and vertical.
7. The unit was tested with its standard battery.
8. Spectrum Setting
   (1) Measurement Type (Peak, G.5 in KDB 789033 v02r01):
   - RBW = 1 MHz
   - VBW ≥ 3 MHz
   - Detector = Peak
   - Sweep Time = auto
   - Trace mode = Max Hold
   - Allow sweeps to continue until the trace stabilizes.
     Note that if the transmission is not continuous, the time required for the trace to stabilize will increase by a factor of approximately 1/x, where x is the duty cycle.

   (2) Measurement Type (Average, G.6.d in KDB 789033 v02r01):
   - RBW = 1 MHz
   - VBW(Duty cycle ≥ 98 percent) = VBW ≤ RBW/100(i.e., 10 kHz) but not less than 10 Hz.
   - VBW(Duty cycle is < 98 percent) = VBW ≥ 1/T, where T is the minimum transmission duration.
   - The analyzer is set to linear detector mode.
   - Detector = Peak.
   - Sweep time = auto.
   - Trace mode = Max Hold.
   - Allow Max Hold to run for at least 50 traces if the transmitted signal is continuous or has at least 98 percent duty cycle. For lower duty cycles, increase the minimum number of traces by a factor of 1/x, where x is the duty cycle.
9. Measurement value only up to 6 maximum emissions noted, or would be lesser if no specific emissions from the EUT are recorded (ie: margin > 20 dB from the applicable limit) and considered


The report shall not be (partly) reproduced except in full without approval of the laboratory.

that's already beyond the background noise floor

10. Measuring frequencies from 1 GHz to the 10th harmonic of highest fundamental frequency
11. Distance extrapolation factor = 20log (test distance / specific distance) (dB)
12. Total = Measured Value + Antenna Factor(A.F) + Cable Loss(C.L) - Amp Gain(A.G) + Distance Factor(D.F)

Test Procedure of Radiated Restricted Band Edge

1. The EUT is placed on a turntable, which is 1.5 m above ground plane.
2. We have done x, y, z planes in EUT and horizontal and vertical polarization in detecting antenna.
3. The turntable shall be rotated for 360 degrees to determine the position of maximum emission level.
4. EUT is set 3 m away from the receiving antenna, which is varied from 1 m to 4 m to find out the highest emissions.
5. Maximum procedure was performed on the six highest emissions to ensure EUT compliance.
6. Each emission was to be maximized by changing the polarization of receiving antenna both horizontal and vertical.
7. The unit was tested with its standard battery.
8. Spectrum Setting
   (1) Measurement Type(Peak, G.5 in KDB 789033 v02r01):
   - RBW = 1 MHz
   - VBW ≥ 3 MHz
   - Detector = Peak
   - Sweep Time = auto
   - Trace mode = Max Hold
   - Allow sweeps to continue until the trace stabilizes.
     Note that if the transmission is not continuous, the time required for the trace to stabilize will increase by a factor of approximately 1/x, where x is the duty cycle.

   (2) Measurement Type(Average, G.6.d in KDB 789033 v02r01):
   - RBW = 1 MHz
   - VBW(Duty cycle ≥ 98 percent) = VBW ≤ RBW/100(i.e., 10 kHz) but not less than 10 Hz.
   - VBW(Duty cycle is < 98 percent) = VBW ≥ 1/T, where T is the minimum transmission duration.
   - The analyzer is set to linear detector mode.
   - Detector = Peak.
   - Sweep time = auto.
   - Trace mode = Max Hold.
   - Allow Max Hold to run for at least 50 traces if the transmitted signal is continuous or has at least 98 percent duty cycle. For lower duty cycles, increase the minimum number of traces by a factor of 1/x, where x is the duty cycle.
9. Measured Frequency Range :
   - 4 500 MHz ~ 5 150 MHz
   - 5 350 MHz ~ 5 460 MHz
   - 5 460 MHz ~ 5 470 MHz


The report shall not be (partly) reproduced except in full without approval of the laboratory.

- (75 MHz or more below the 5 725 MHz) ~ 5 725 MHz
- 5 850 MHz ~ (75 MHz or more above the 5 850 MHz)

10. Distance extrapolation factor = 20log (test distance / specific distance) (dB)
11. Total = Measured Value + Antenna Factor(A.F) + Cable Loss(C.L) - Amp Gain(A.G) + Attenuator(ATT) + Distance Factor(D.F)


The report shall not be (partly) reproduced except in full without approval of the laboratory.

The actual setting value of VBW

[SRU]

| Mode | Tone | Data rate | Duty Cycle | Duty Cycle Factor (dB) | VBW (1/T) (kHz) | The actual setting value of VBW (Hz) |
|---|---|---|---|---|---|---|
| 802.11be (EHT20) | 26 | MCS0 | 0.996 | 0.016 | 0.218 | 1 000 |
| | 52 | MCS0 | 0.996 | 0.019 | 0.219 | 1 000 |
| | 106 | MCS0 | 0.994 | 0.026 | 0.401 | 1 000 |
| | 242 | MCS0 | 0.983 | 0.073 | 0.891 | 1 000 |
| 802.11be (EHT40) | 26 | MCS0 | 0.996 | 0.019 | 0.219 | 1 000 |
| | 52 | MCS0 | 0.996 | 0.019 | 0.219 | 1 000 |
| | 106 | MCS0 | 0.992 | 0.034 | 0.402 | 1 000 |
| | 242 | MCS0 | 0.984 | 0.068 | 0.892 | 1 000 |
| | 484 | MCS0 | 0.972 | 0.124 | 1.647 | 3 000 |
| 802.11be (EHT80) | 26 | MCS0 | 0.996 | 0.016 | 0.218 | 1 000 |
| | 52 | MCS0 | 0.995 | 0.020 | 0.219 | 1 000 |
| | 106 | MCS0 | 0.993 | 0.029 | 0.401 | 1 000 |
| | 242 | MCS0 | 0.984 | 0.068 | 0.892 | 1 000 |
| | 484 | MCS0 | 0.973 | 0.119 | 1.645 | 3 000 |
| | 996 | MCS0 | 0.973 | 0.120 | 1.667 | 3 000 |
| 802.11be (EHT160) | 26 | MCS0 | 0.996 | 0.019 | 0.219 | 1 000 |
| | 52 | MCS0 | 0.996 | 0.019 | 0.219 | 1 000 |
| | 106 | MCS0 | 0.993 | 0.029 | 0.402 | 1 000 |
| | 242 | MCS0 | 0.984 | 0.068 | 0.891 | 1 000 |
| | 484 | MCS0 | 0.973 | 0.119 | 1.645 | 3 000 |
| | 996 | MCS0 | 0.973 | 0.120 | 1.667 | 3 000 |
| | 2x996 | MCS0 | 0.973 | 0.121 | 1.673 | 3 000 |
| 802.11be (SU) | BW 20 | MCS0 | 0.997 | 0.012 | 0.183 | 1 000 |
| | BW 40 | MCS0 | 0.996 | 0.016 | 0.183 | 1 000 |
| | BW 80 | MCS0 | 0.997 | 0.012 | 0.183 | 1 000 |
| | BW 160 | MCS0 | 0.997 | 0.012 | 0.183 | 1 000 |

[MRU]

| Mode | Tones | Data Rate | Duty Cycle | Duty Cycle Factor (dB) | VBW (1/T) (kHz) | The actual setting value of VBW (Hz) |
|---|---|---|---|---|---|---|
| 802.11be (EHT20) | 52+26 | MCS0 | 0.994 | 0.027 | 0.286 | 1 000 |
| | 106+26 | MCS0 | 0.992 | 0.036 | 0.492 | 1 000 |
| 802.11be (EHT40) | 52+26 | MCS0 | 0.995 | 0.021 | 0.285 | 1 000 |
| | 106+26 | MCS0 | 0.992 | 0.036 | 0.493 | 1 000 |
| 802.11be (EHT80) | 52+26 | MCS0 | 0.994 | 0.026 | 0.286 | 1 000 |
| | 106+26 | MCS0 | 0.992 | 0.035 | 0.493 | 1 000 |
| | 484+242 | MCS0 | 0.980 | 0.090 | 1.229 | 3 000 |
| 802.11be (EHT160) | 52+26 | MCS0 | 0.995 | 0.022 | 0.285 | 1 000 |
| | 106+26 | MCS0 | 0.992 | 0.035 | 0.493 | 1 000 |
| | 484+242 | MCS0 | 0.980 | 0.089 | 1.229 | 3 000 |
| | 996+484 | MCS0 | 0.979 | 0.093 | 1.274 | 3 000 |
| | 996+484+242 | MCS0 | 0.997 | 0.012 | 0.183 | 1 000 |



The report shall not be (partly) reproduced except in full without approval of the laboratory.

8.7. Test RU for Tones

[SRU]

| BW (MHz) | Tones (T) | RU offset | Test RU offset | | |
|---|---|---|---|---|---|
| | | | Low | Mid | High |
| 20 | 26 | 0~8 | 0 | 4 | 8 |
| | 52 | 37~40 | 37 | 38 | 40 |
| | 106 | 53~54 | 53 | - | 54 |
| | 242 | 61 | - | 61 | - |
| 40 | 26 | 0~17 | 0 | 9 | 17 |
| | 52 | 37~44 | 37 | 41 | 44 |
| | 106 | 53~56 | 53 | 54 | 56 |
| | 242 | 61~62 | 61 | - | 62 |
| | 484 | 65 | - | 65 | - |
| 80 | 26 | 0~36 | 0 | 19 | 36 |
| | 52 | 37~52 | 37 | 45 | 52 |
| | 106 | 53~60 | 53 | 57 | 60 |
| | 242 | 61~64 | 61 | 62 | 64 |
| | 484 | 65~66 | 65 | - | 66 |
| | 996 | 67 | - | 67 | - |
| 160 | 26 | 0~36 | 0 | 19 | 36 |
| | 52 | 37~52 | 37 | 45 | 52 |
| | 106 | 53~60 | 53 | 57 | 60 |
| | 242 | 61~64 | 61 | 62 | 64 |
| | 484 | 65~66 | 65 | - | 66 |
| | 996 | 67 | - | 67 | - |
| | 2x996 | 68 | - | 68 | - |



The report shall not be (partly) reproduced except in full without approval of the laboratory.

[MRU]

| BW (MHz) | Tones (T) | RU offset | Test RU offset | | |
|---|---|---|---|---|---|
| | | | Low | Mid | High |
| 20 | 52+26 | 70~72 | 70 | 71 | 72 |
| | 106+26 | 82~83 | 82 | - | 83 |
| 40 | 52+26 | 70~75 | 70 | 72 | 75 |
| | 106+26 | 82~85 | 82 | 83 | 85 |
| 80 | 52+26 | 70~81 | 70 | 75 | 81 |
| | 106+26 | 82~89 | 82 | 85 | 89 |
| | 484+242 | 90~93 | 90 | 91 | 93 |
| 160 | 52+26 | 70~81 | 70 | 75 | 81 |
| | 106+26 | 82~89 | 82 | 85 | 89 |
| | 484+242 | 90~93 | 90 | 91 | 93 |
| | 996+484 | 94,95,1094,1095 | 94 | 95 | 1095 |
| | 996+484+242 | 96~99, 1096~1099 | 96 | 99 | 1099 |



The report shall not be (partly) reproduced except in full without approval of the laboratory.

## 8.8. Worst case configuration and mode

Conducted test

1. All data rate of operation were investigated and the worst case results are reported.
   - EHT20, EHT40, EHT80, EHT160 : MCS0
2. We performed all tests for both 802.11ax and 802.11be, and to simplify the report, we have included only the 802.11be data.
3. SM-F766U, SM-F766U1 were tested and the worst case results are reported.
(Worst case: SM-F766U)

Radiated test

1. All modes of operation were investigated and the worst case configuration results are reported.
   - Mode : Stand alone, Stand alone + External accessories(Earphone, etc)
   - Worstcase : Stand alone
2. The EUT was tested in three modes(Open, Half-open, Closed), the worst case configuration results are reported.
   - Radiated Spurious Emissions Worst case : Open mode
   - Radiated Restricted Band Edge : Open mode
3. All data rate of operation were investigated and the worst case results are reported.
   (Worst case : MCS0)
4. All Antenna of operation were investigated and the worst case results are reported
   - Antenna Operation Type : SISO, MIMO_CDD(Ant.1+Ant.2), MIMO_SDM(Ant.1+Ant.2)
   - Worstcase : MIMO_CDD(Ant.1+Ant.2)
5. EUT Axis
   - Radiated Spurious Emissions : Z
   - Radiated Restricted Band Edge : Z
6. All position of loop antenna were investigated and the test result is a no critical peak found at all positions.
   - Position : Horizontal, Vertical, Parallel to the ground plane
7. All mode(Tone, RU Offset) of operation were investigated and the worst case configuration results are reported
8. We performed all tests for both 802.11ax and 802.11be, and to simplify the report, we have included only the 802.11be data.
9. SM-F766U, SM-F766U1 were tested and the worst case results are reported.
(Worst case: SM-F766U)


The report shall not be (partly) reproduced except in full without approval of the laboratory.

AC Power line Conducted Emissions

1. Please refer to the [UNII] Test Report.2. SM-F766U, SM-F766U1 were tested and the worst case results are reported.

(Worst case: SM-F766U)

[RSE Worst case]

| Test | | BW (MHz) | Tones (T) | Offset |
|---|---|---|---|---|
| RSE | SRU | 20 | 26 | 4 |
| | | | 242 | 61 |
| | | 40 | 26 | 9 |
| | | | 484 | 65 |
| | | 80 | 26 | 19 |
| | | | 996 | 67 |
| | | 160 | 26 (160(80L)) | 19 |
| | | | SU | 68 |
| | MRU | 20 | 52+26 | 71 |
| | | | 106+26 | 82 |
| | | 40 | 52+26 | 72 |
| | | | 106+26 | 83 |
| | | 80 | 52+26 | 75 |
| | | | 484+242 (OFDMA) | 91 |
| | | 160 | 52+26 (160(80L)) | 75 |
| | | | 996+484+242 (Non-OFDMA) | 99 |



The report shall not be (partly) reproduced except in full without approval of the laboratory.

[Bandedge Worst case]

| Test | | BW (MHz) | Tones (T) | Offset Lower | Offset Upper |
|---|---|---|---|---|---|
| Bandedge | SRU | 20 | 26 | 0 | 8 |
| | | | 52 | 37 | 40 |
| | | | 106 | 53 | 54 |
| | | | 242 | 61 | 61 |
| | | | SU | - | - |
| | | 40 | 26 | 0 | 17 |
| | | | 52 | 37 | 44 |
| | | | 106 | 53 | 56 |
| | | | 242 | 61 | 62 |
| | | | 484 | 65 | 65 |
| | | | SU | - | - |
| | | 80 | 26 | 0 | 36 |
| | | | 52 | 37 | 52 |
| | | | 106 | 53 | 60 |
| | | | 242 | 61 | 64 |
| | | | 484 | 65 | 66 |
| | | | 996 | 67 | 67 |
| | | | SU | - | - |
| | | 160(80L) | 26 | 0 | - |
| | | | 52 | 37 | - |
| | | | 106 | 53 | - |
| | | | 242 | 61 | - |
| | | | 484 | 65 | - |
| | | | 996 | 67 | - |
| | | 160(80U) | 26 | - | 36 |
| | | | 52 | - | 52 |
| | | | 106 | - | 60 |
| | | | 242 | - | 64 |
| | | | 484 | - | 66 |
| | | | 996 | - | 67 |
| | | 160 | 2x996 | 68 | 68 |
| | | | SU | - | - |



The report shall not be (partly) reproduced except in full without approval of the laboratory.

| Test | | BW (MHz) | Tones (T) | Offset | |
|---|---|---|---|---|---|
| | | | | Lower | Upper |
| Bandedge | MRU | 20 | 52+26 | 70 | 72 |
| | | | 106+26 | 82 | 83 |
| | | 40 | 52+26 | 70 | 75 |
| | | | 106+26 | 82 | 85 |
| | | 80 | 52+26 | 70 | 81 |
| | | | 106+26 | 82 | 89 |
| | | | 484+242 (OFDMA) | 93 | 90 |
| | | 160(80L) | 52+26 | 70 | - |
| | | | 106+26 | 82 | - |
| | | | 484+242 | 93 | - |
| | | 160(80U) | 52+26 | - | 81 |
| | | | 106+26 | - | 89 |
| | | | 484+242 | - | 90 |
| | | 160 | 996+484 (OFDMA) | 1095 | 94 |
| | | | 996+484+242 (Non-OFDMA) | 1099 | 96 |


The report shall not be (partly) reproduced except in full without approval of the laboratory.

Radiated test(Simultaneous transmission Scenario)

1. All modes of operation were investigated and the worst case configuration results are reported.
   - Mode : Stand alone, Stand alone + External accessories(Earphone, Keyboard, etc)
   - Worstcase : Stand alone
2. EUT Axis
   - Radiated Spurious Emissions : Z, X
3. All of Simultaneous transmission Scenario were investigated and the worst case configuration results are reported.

| Simultaneous transmission Scenario | 2.4 GHz WiFi Ant.1 | 2.4 GHz WiFi Ant.2 | 5 GHz WiFi Ant.1 | 5 GHz WiFi Ant.2 | 6 GHz WiFi Ant.1 | 6 GHz WiFi Ant.2 | BT Ant.1 | BT Ant.2 | Test Case |
|---|---|---|---|---|---|---|---|---|---|
| Dual Bluetooth + 5 GHz WiFi MIMO | | | on | on | | | on | on | Scenario1 |
| Dual Bluetooth + 6 GHz WiFi MIMO | | | | | on | on | on | on | |
| 2.4 GHz WiFi MIMO + 5 GHz WiFi MIMO | on | on | on | on | | | | | Scenario2 |
| 2.4 GHz WiFi MIMO + 6 GHz WiFi MIMO | on | on | | | on | on | | | |
| Bluetooth ANT.1 + 2.4 GHz WiFi ANT.2 + 5 GHz WiFi MIMO | | on | on | on | | | on | | Scenario3 |
| Bluetooth ANT.1 + 2.4 GHz WiFi ANT.2 + 6 GHz WiFi MIMO | | on | | | on | on | on | | |

4. The Simultaneous transmission test investigated both intermodulation and radiated spurious emissions. And the worst results were reported.
   - Worst result: Radiated spurious emissions
   - Intermodulation: No signals are generated.
   - Radiated spurious emissions: cf. Section 10.6.2.



The report shall not be (partly) reproduced except in full without approval of the laboratory.

5. The following tables show the worst case configurations determined during testing.

(Worst case: The lowest margin condition the channels and modes were selected for test.)

| Scenario 1 | Description | Bluetooth Emission | 5 GHz Emission |
|---|---|---|---|
| Dual Bluetooth + 5 GHz WiFi MIMO | Antenna | Dual ANT | Ant All |
| | Channel | 39 | 36 |
| | Data Rate | 1 Mbps | MCS0 |
| | Mode | GFSK | 802.11be(EHT20) |
| | Tone/RU | - | 242/61 |

Note : BT Simultaneous transmission Data refer to [BT] Test Report

| Scenario 2 | Description | 2.4GHz Emission | 5 GHz Emission |
|---|---|---|---|
| 2.4 GHz WiFi MIMO + 5 GHz WiFi MIMO | Antenna | Ant All | Ant All |
| | Channel | 6 | 36 |
| | Data Rate | 1 Mbps | MCS0 |
| | Mode | 802.11b | 802.11be(EHT20) |
| | Tone/RU | - | 242/61 |

Note : DTS Simultaneous transmission Data refer to [DTS] Test Report

| Scenario 3 | Description | Bluetooth Emission | 2.4GHz Emission | 5 GHz Emission |
|---|---|---|---|---|
| Bluetooth ANT.1 + 2.4 GHz WiFi ANT.2 + 5 GHz WiFi MIMO | Antenna | ANT1 | ANT2 | Ant All |
| | Channel | 39 | 6 | 36 |
| | Data Rate | 1 Mbps | 1 Mbps | MCS0 |
| | Mode | GFSK | 802.11b | 802.11be(EHT20) |
| | Tone/RU | - | - | 242/61 |

Note : BT, DTS Simultaneous transmission Data refer to [BT], [DTS] Test Report

6. SM-F766U, SM-F766U1 were tested and the worst case results are reported.

(Worst case: SM-F766U)



The report shall not be (partly) reproduced except in full without approval of the laboratory.

# 9. SUMMARY OF TEST RESULTS

| Test Description | FCC Part Section(s) | Test Limit | Test Condition | Test Result |
|---|---|---|---|---|
| 26 dB Bandwidth | § 15.407 (for Power Measurement) | N/A | Conducted | PASS |
| 6 dB Bandwidth | § 15.407(e) | >500 kHz (5725-5850 MHz)(UNII-3) (5850-5895 MHz)(UNII-4) | | PASS |
| Maximum Conducted Output Power | § 15.407(a)(1),(2),(3) | < 250 mW(5150-5250 MHz)<br><br>< 250 mW or 11+10log$_{10}$ (BW) dBm (5250-5350 MHz)<br><br>< 250 mW or 11+10log$_{10}$ (BW) dBm (5470-5725 MHz)<br><br><1 W (5725-5850 MHz)<br><1 W (5850-5895 MHz) | | PASS |
| Maximum EIRP Output Power | § 15.407(a)(3)(iii) | < EIRP 30dBm (5850-5895 MHz) | | PASS |
| Maximum Power Spectral Density | § 15.407(a)(1),(2),(3) | <11 dBm/ MHz (5150-5250 MHz)<br><11 dBm/ MHz (5250-5350 MHz)<br><11 dBm/ MHz (5470-5725 MHz)<br><30 dBm/500 kHz(5725-5850 MHz)<br>< EIRP 14 dBm/MHz(5850-5895 MHz) | | PASS |
| Frequency Stability | § 15.407(g)<br>§ 2.1055 | Maintained within the band | | PASS (Note1) |
| AC Conducted Emissions 150 kHz-30 MHz | 15.207<br>15.407(b)(9) | <FCC 15.207 limits | | PASS (Note1) |
| Undesirable Emissions | § 15.407(b)(1),(2),(3),(4)<br><br>§ 15.407(b)(5)(ii),(iii) | <-27 dBm/MHz EIRP (UNII1, 2A, 2C)<br>cf. Section 8.6 (UNII 3&4) | Radiated | PASS |
| General Field Strength Limits(Restricted Bands and Radiated Emission Limits) | 15.205,<br>15.407(b)(9),(10) | Emissions in restricted bands must meet the radiated limits detailed in 15.209 | | PASS |

Note:

1. Please refer to the [UNII] Test Report.
2. UNII 2A, 2C: TPC mechanism is not required for systems with an e.i.r.p. of less than 500 mW.
3. The decision rule applies 'simple acceptance'



The report shall not be (partly) reproduced except in full without approval of the laboratory.

# 10. TEST RESULT

## 10.1 DUTY CYCLE

### 10.1.1 802.11 be SRU Duty Cycle

| Mode | Tone | Data rate (Mbps) | $T_{on}$ (ms) | $T_{total}$ (ms) | Duty Cycle | Duty Cycle Factor (dB) |
|---|---|---|---|---|---|---|
| 802.11be (EHT20) | 26 | MCS0 | 4.582 | 4.599 | 0.996 | 0.016 |
| | 52 | MCS0 | 4.565 | 4.585 | 0.996 | 0.019 |
| | 106 | MCS0 | 2.493 | 2.508 | 0.994 | 0.026 |
| | 242 | MCS0 | 1.122 | 1.141 | 0.983 | 0.073 |
| 802.11be (EHT40) | 26 | MCS0 | 4.575 | 4.595 | 0.996 | 0.019 |
| | 52 | MCS0 | 4.565 | 4.585 | 0.996 | 0.019 |
| | 106 | MCS0 | 2.489 | 2.509 | 0.992 | 0.034 |
| | 242 | MCS0 | 1.121 | 1.139 | 0.984 | 0.068 |
| | 484 | MCS0 | 0.607 | 0.625 | 0.972 | 0.124 |
| 802.11be (EHT80) | 26 | MCS0 | 4.578 | 4.595 | 0.996 | 0.016 |
| | 52 | MCS0 | 4.565 | 4.586 | 0.995 | 0.020 |
| | 106 | MCS0 | 2.492 | 2.509 | 0.993 | 0.029 |
| | 242 | MCS0 | 1.121 | 1.139 | 0.984 | 0.068 |
| | 484 | MCS0 | 0.608 | 0.625 | 0.973 | 0.119 |
| | 996 | MCS0 | 0.600 | 0.617 | 0.973 | 0.120 |
| 802.11be (EHT160) | 26 | MCS0 | 4.575 | 4.595 | 0.996 | 0.019 |
| | 52 | MCS0 | 4.565 | 4.585 | 0.996 | 0.019 |
| | 106 | MCS0 | 2.489 | 2.506 | 0.993 | 0.029 |
| | 242 | MCS0 | 1.122 | 1.140 | 0.984 | 0.068 |
| | 484 | MCS0 | 0.608 | 0.625 | 0.973 | 0.119 |
| | 996 | MCS0 | 0.600 | 0.617 | 0.973 | 0.120 |
| | 2x996 | MCS0 | 0.598 | 0.615 | 0.973 | 0.121 |
| 802.11be (SU) | BW 20 | MCS0 | 5.457 | 5.472 | 0.997 | 0.012 |
| | BW 40 | MCS0 | 5.452 | 5.472 | 0.996 | 0.016 |
| | BW 80 | MCS0 | 5.457 | 5.472 | 0.997 | 0.012 |
| | BW 160 | MCS0 | 5.457 | 5.472 | 0.997 | 0.012 |

Note:

1. Duty Cycle Factor = 10·log(1/Duty Cycle). where, Duty Cycle = $T_{on}$ / $T_{total}$



The report shall not be (partly) reproduced except in full without approval of the laboratory.

10.1.2 802.11 be MRU Duty Cycle

| Mode | Tones | Data Rate (Mbps) | $T_{on}$ (ms) | $T_{total}$ (ms) | Duty Cycle | Duty Cycle Factor (dB) |
|---|---|---|---|---|---|---|
| 802.11be (EHT20) | 52+26 | MCS0 | 3.499 | 3.521 | 0.994 | 0.027 |
| | 106+26 | MCS0 | 2.031 | 2.048 | 0.992 | 0.036 |
| 802.11be (EHT40) | 52+26 | MCS0 | 3.503 | 3.520 | 0.995 | 0.021 |
| | 106+26 | MCS0 | 2.029 | 2.046 | 0.992 | 0.036 |
| 802.11be (EHT80) | 52+26 | MCS0 | 3.499 | 3.520 | 0.994 | 0.026 |
| | 106+26 | MCS0 | 2.030 | 2.046 | 0.992 | 0.035 |
| | 484+242 | MCS0 | 0.814 | 0.831 | 0.980 | 0.090 |
| 802.11be (EHT160) | 52+26 | MCS0 | 3.503 | 3.521 | 0.995 | 0.022 |
| | 106+26 | MCS0 | 2.030 | 2.046 | 0.992 | 0.035 |
| | 484+242 | MCS0 | 0.814 | 0.831 | 0.980 | 0.089 |
| | 996+484 | MCS0 | 0.785 | 0.802 | 0.979 | 0.093 |
| | 996+484+242 | MCS0 | 5.457 | 5.472 | 0.997 | 0.012 |


The report shall not be (partly) reproduced except in full without approval of the laboratory.

▣ Test Plots[SRU]

(Bandwidth 20M Ch.100(5500 MHz))

26Tone MCS0

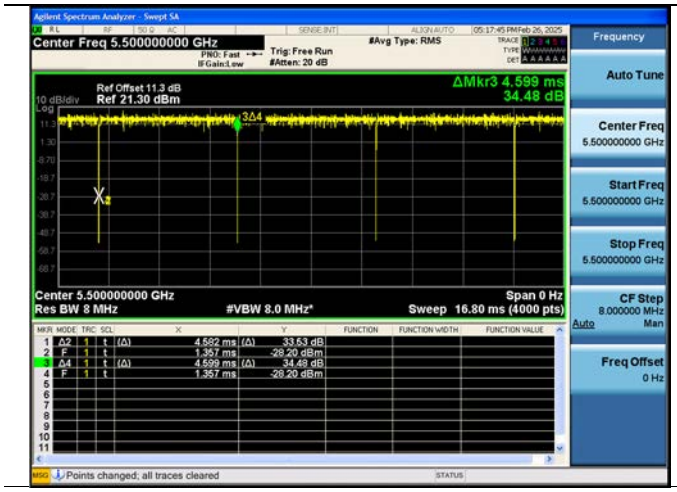


52Tone MCS0

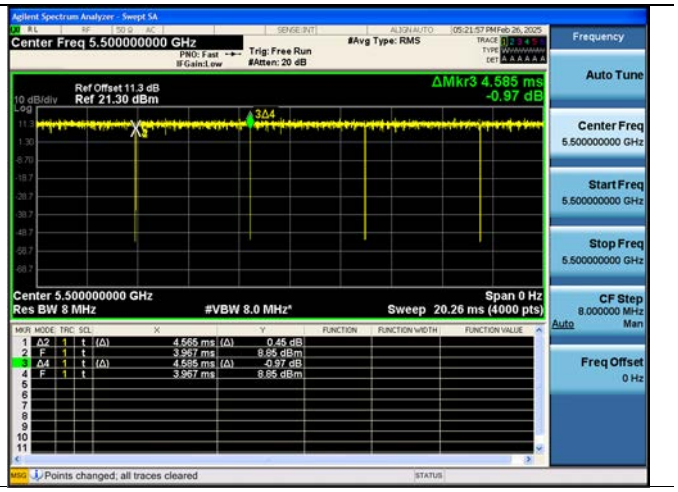


106Tone MCS0

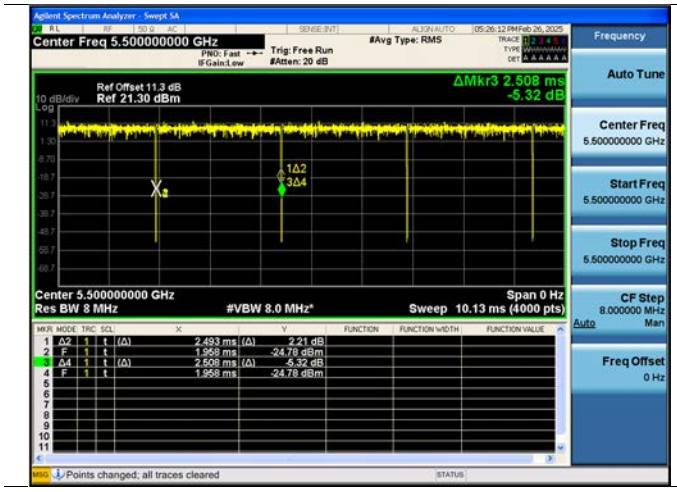


242Tone MCS0

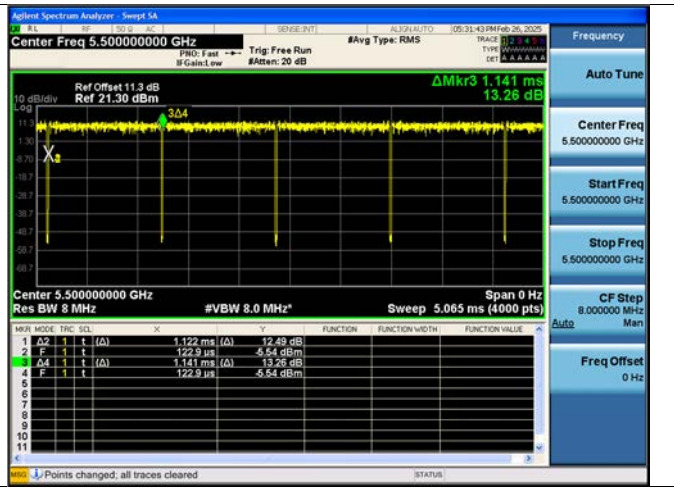


SU MCS0

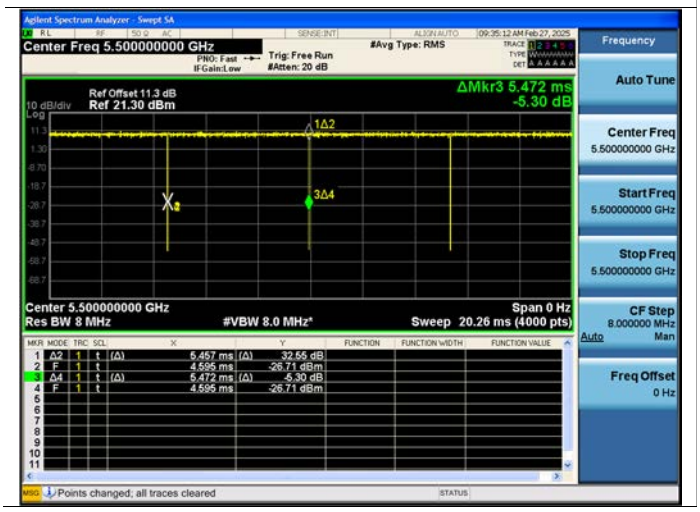




The report shall not be (partly) reproduced except in full without approval of the laboratory.

▣ Test Plots

(Bandwidth 40M Ch.102(5510 MHz))

26Tone MCS0

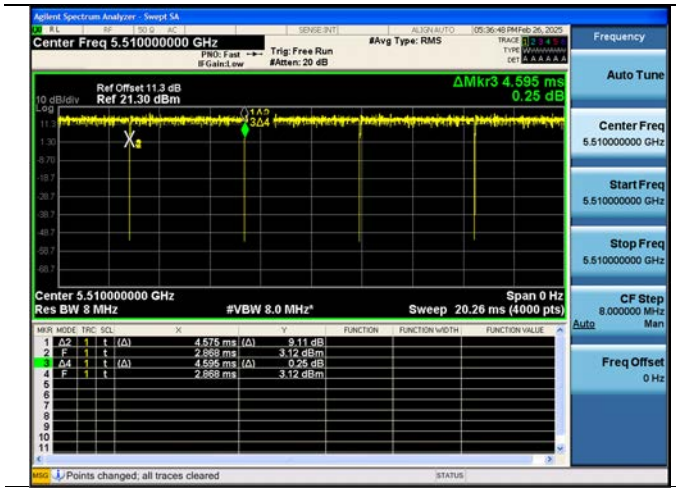


52Tone MCS0

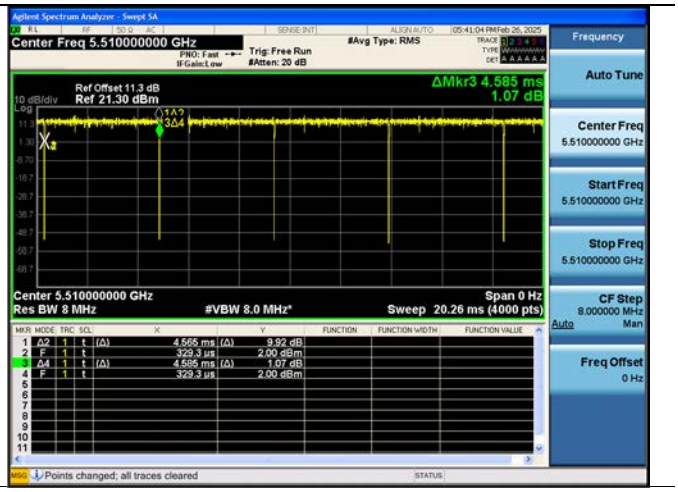


106Tone MCS0

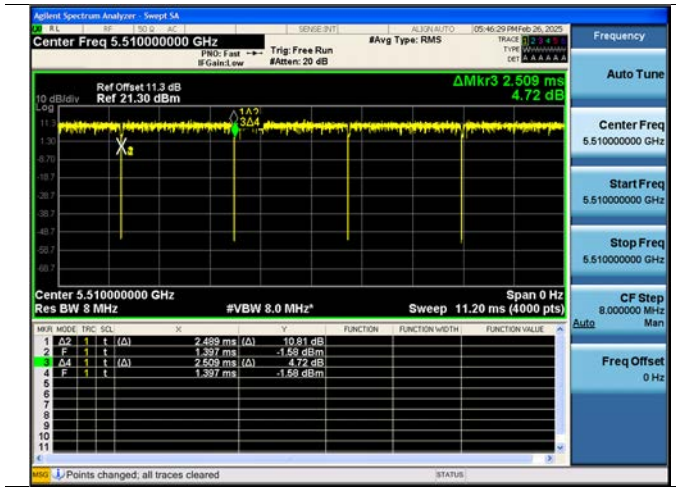


242Tone MCS0

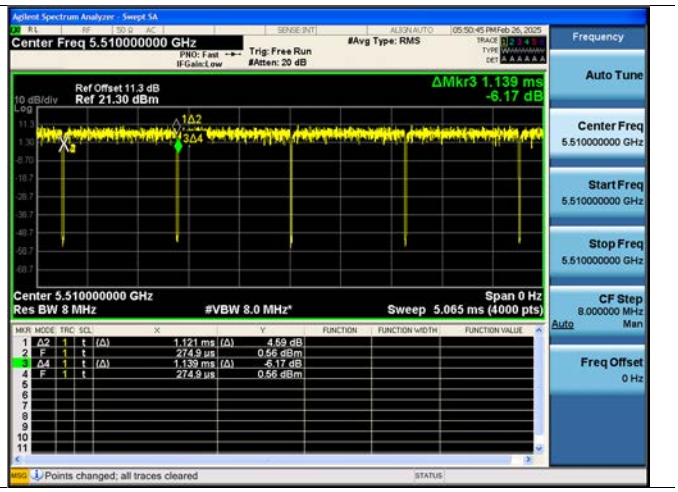


484Tone MCS0

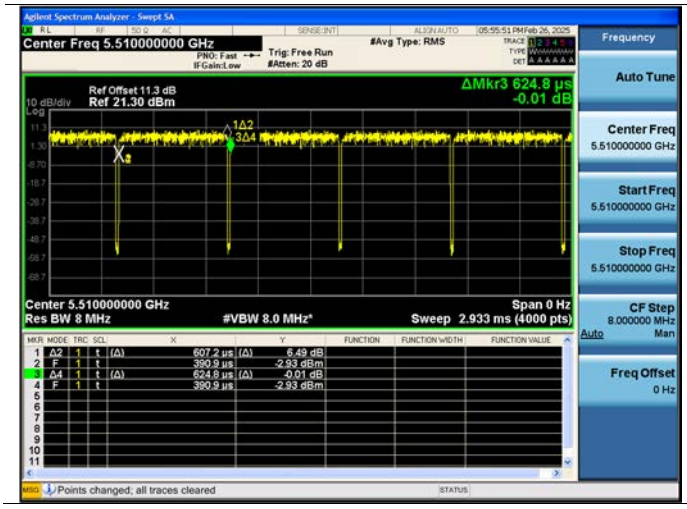


SU

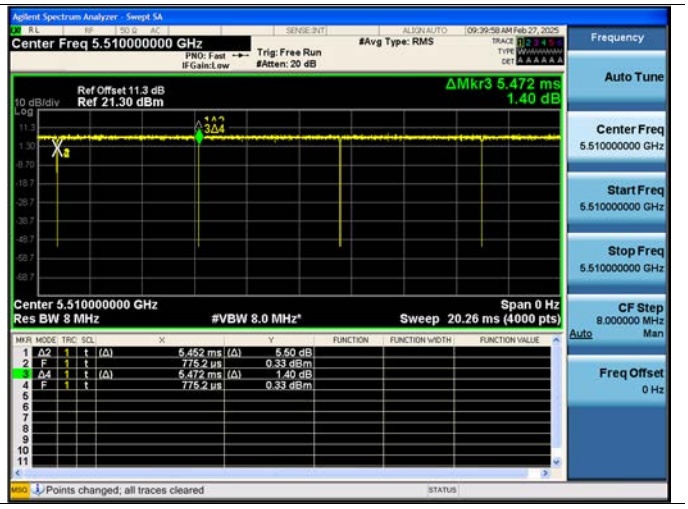




The report shall not be (partly) reproduced except in full without approval of the laboratory.

▣ Test Plots

(Bandwidth 80M Ch.106(5530 MHz))

26Tone MCS0

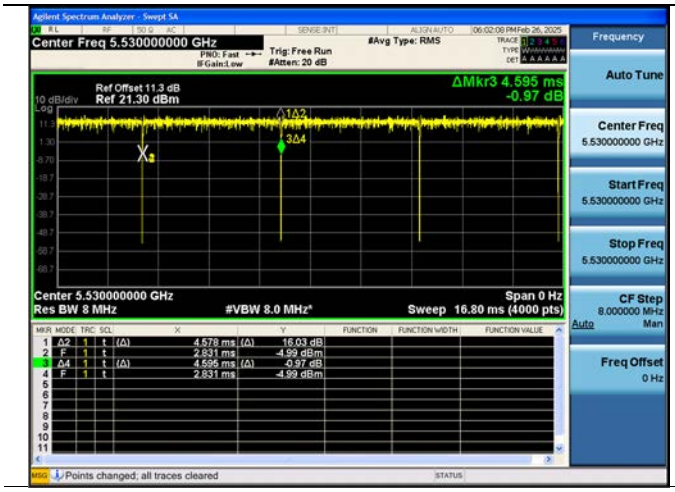


52Tone MCS0

106Tone MCS0

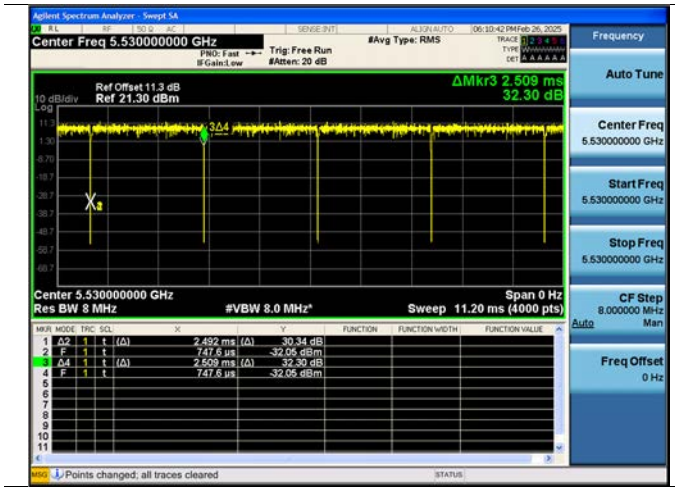


242Tone MCS0

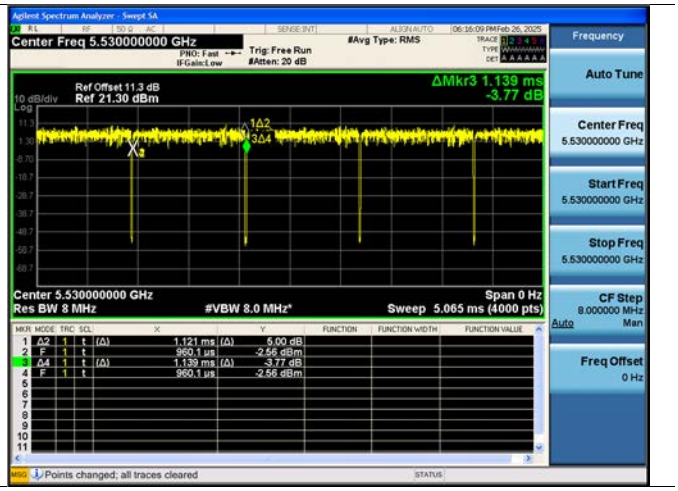


484Tone MCS0

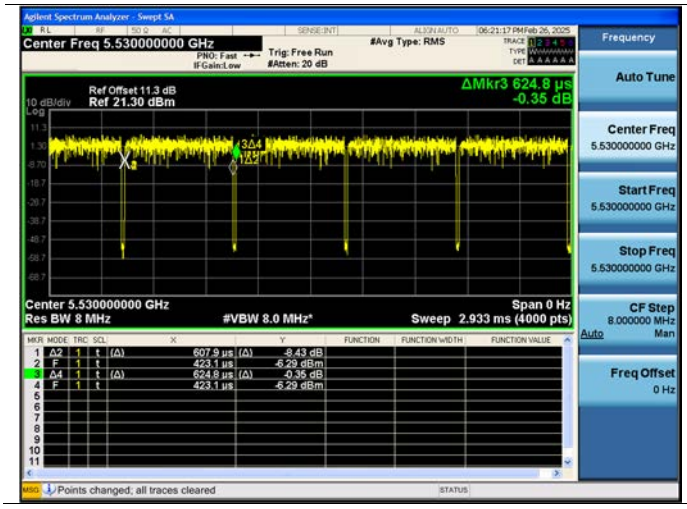


996Tone MCS0

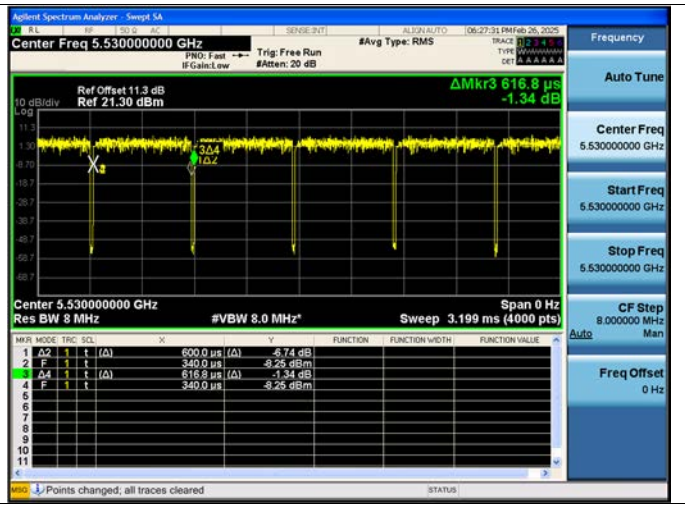




The report shall not be (partly) reproduced except in full without approval of the laboratory.

SU

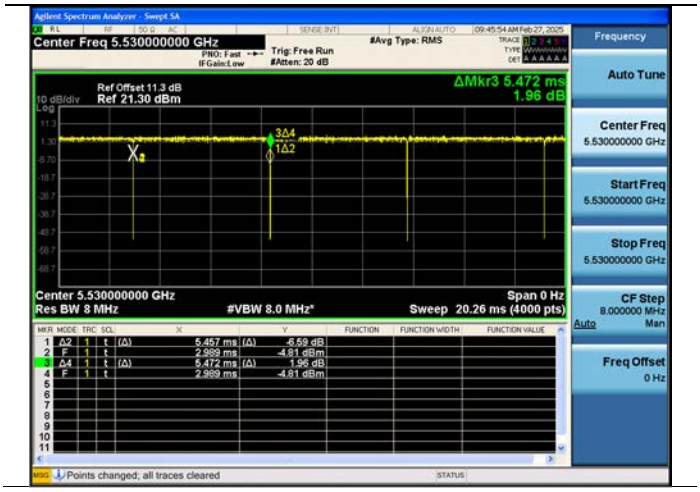




The report shall not be (partly) reproduced except in full without approval of the laboratory.

▣ Test Plots

(Bandwidth 160M Ch.50(5250 MHz))

26Tone MCS0

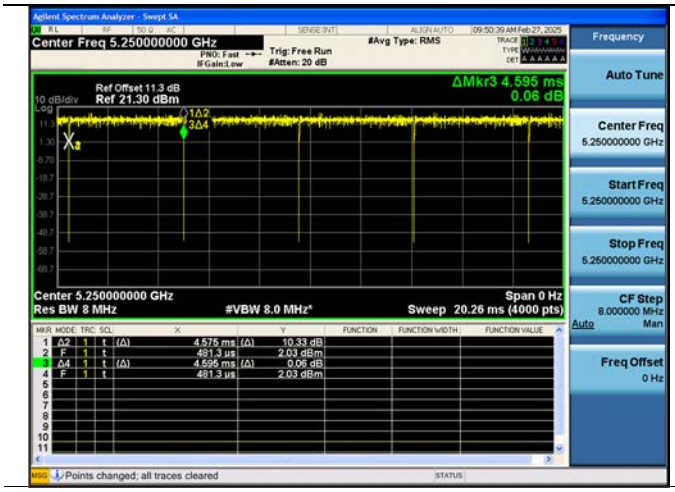


52Tone MCS0

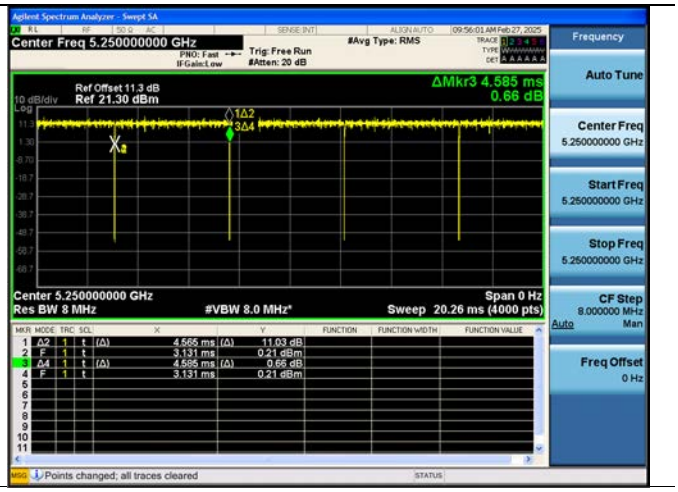


106Tone MCS0

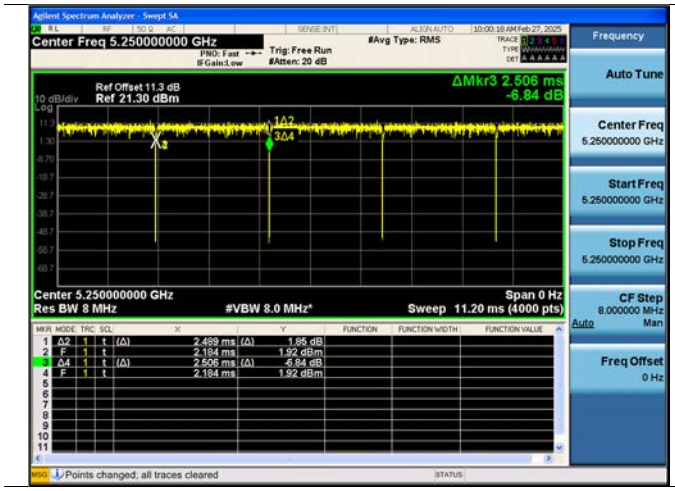


242Tone MCS0

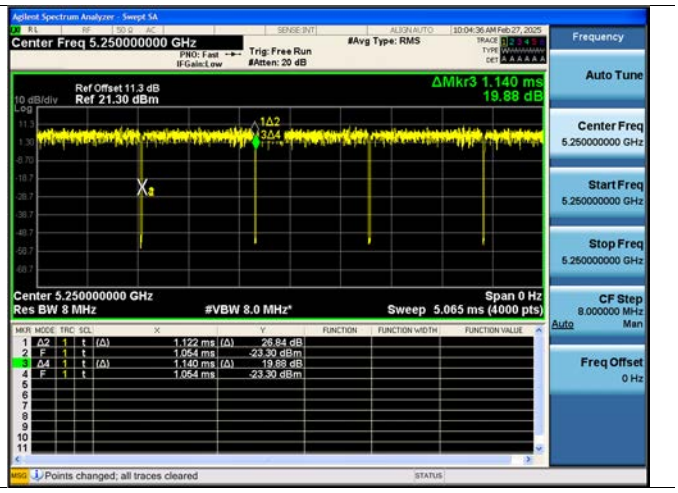


484Tone MCS0

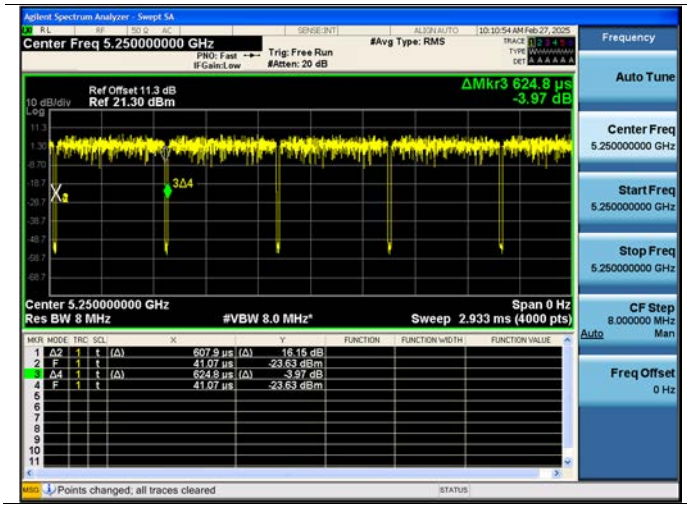


996Tone MCS0

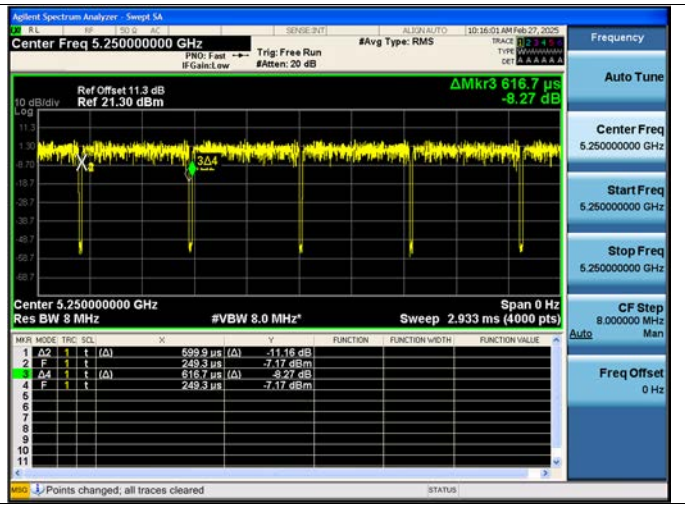




The report shall not be (partly) reproduced except in full without approval of the laboratory.

| SU | 2x996Tone MCS0 |
|---|---|
| 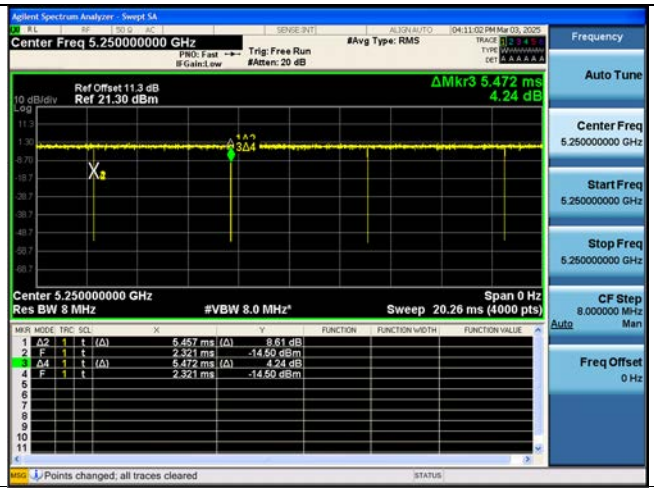 | 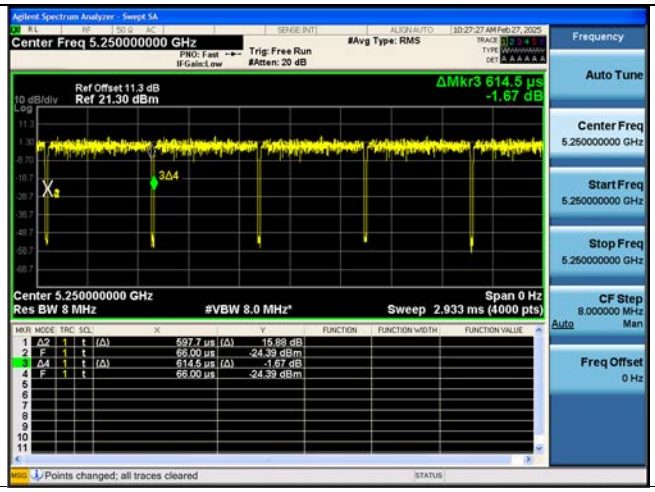 |



Note: In order to simplify the report, attached plots were only the lowest datarate.



The report shall not be (partly) reproduced except in full without approval of the laboratory.

▣ Test Plots[MRU]

Ch.36(5180 MHz) 802.11be EHT20 52T +26T

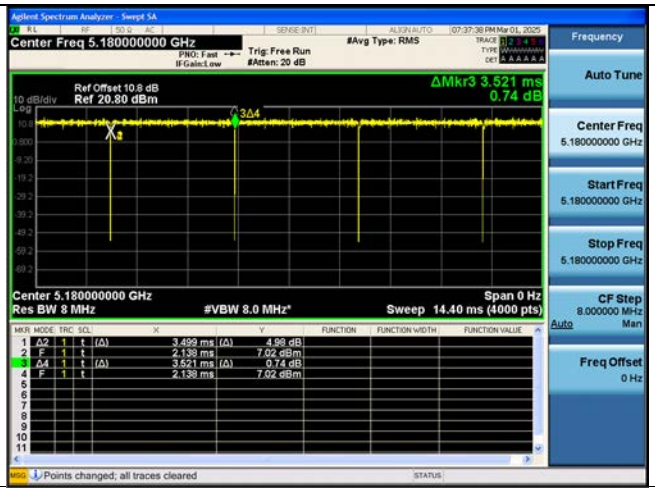


Ch.36(5180 MHz) 802.11be EHT20 106T +26T

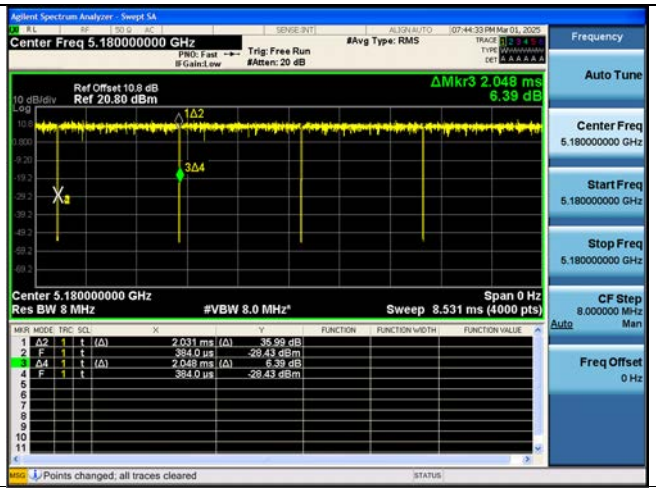


Ch.102(5510 MHz) 802.11be EHT40 52T +26T

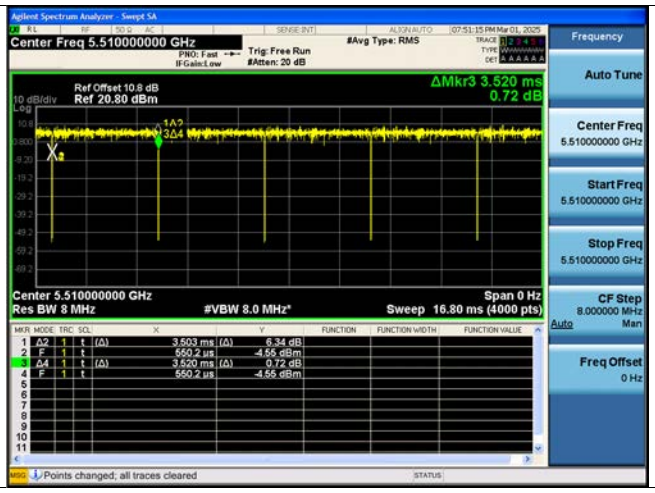


Ch.102(5510 MHz) 802.11be EHT40 106T +26T

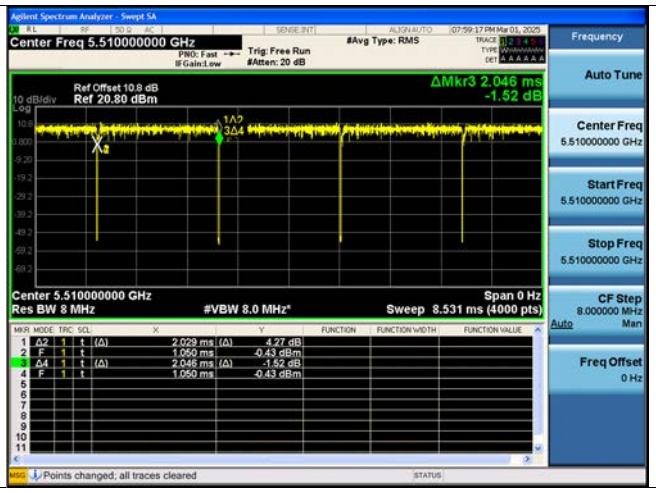


Ch.106(5530 MHz) 802.11be EHT80 52T +26T

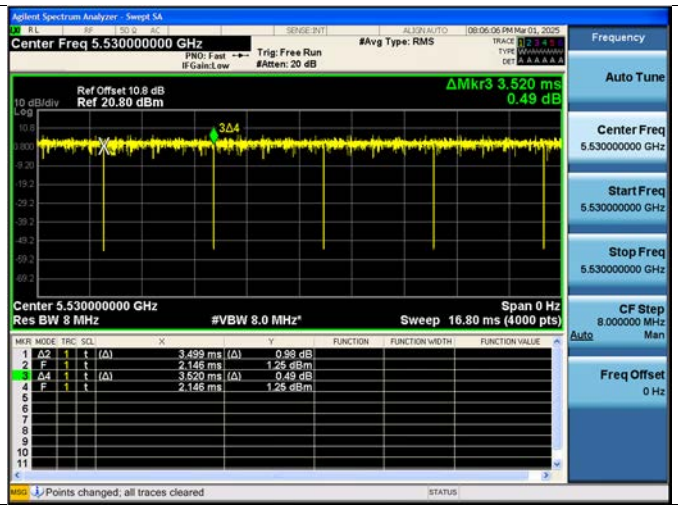


Ch.106(5530 MHz) 802.11be EHT80 106T +26T

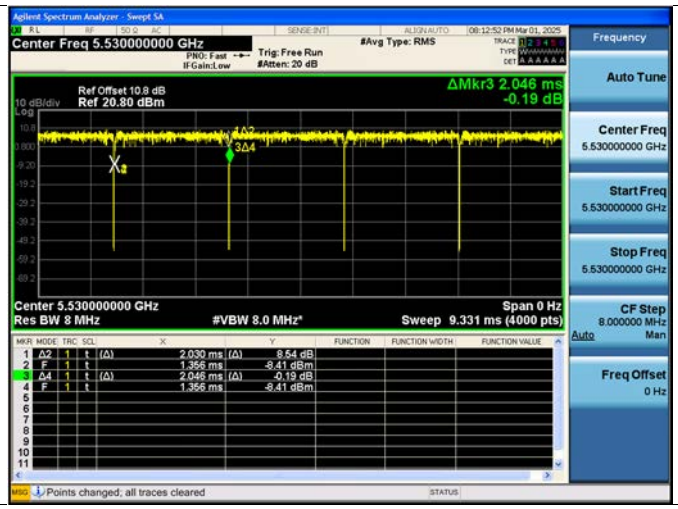




The report shall not be (partly) reproduced except in full without approval of the laboratory.

Ch.106(5530 MHz) 802.11be EHT80 484T +242T

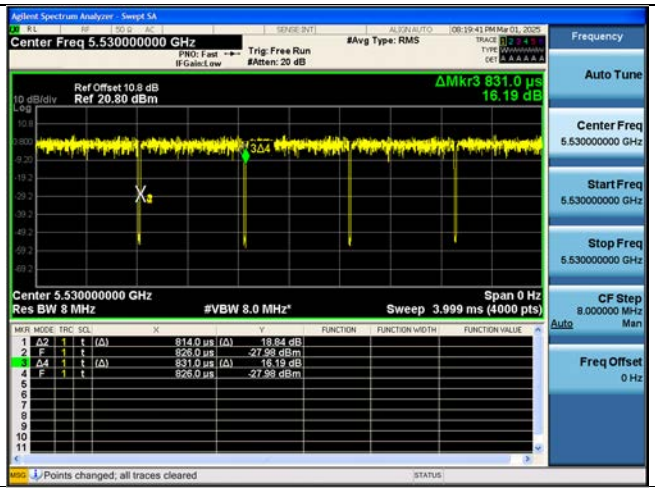


Ch.50(5250 MHz) 802.11be EHT160 52T +26T

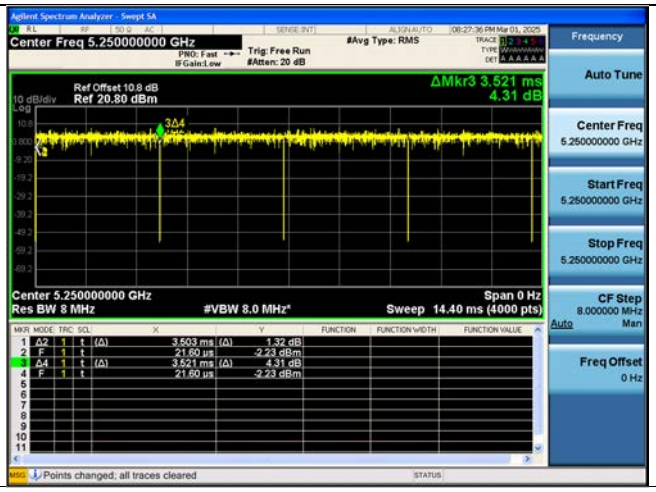


Ch.50(5250 MHz) 802.11be EHT160 106T +26T

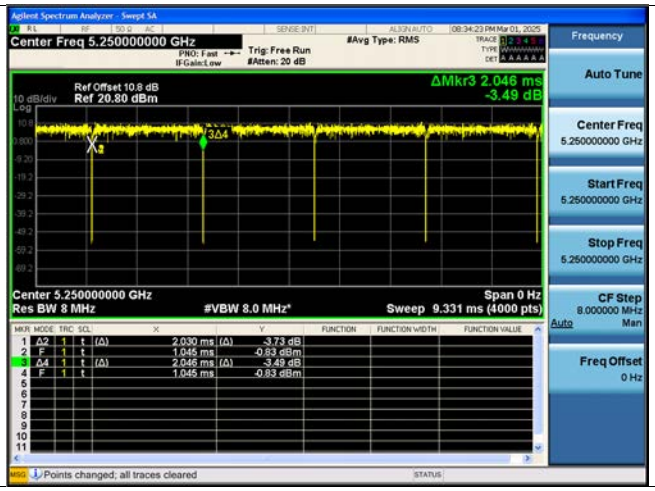


Ch.50(5250 MHz) 802.11be EHT160 484T +242T

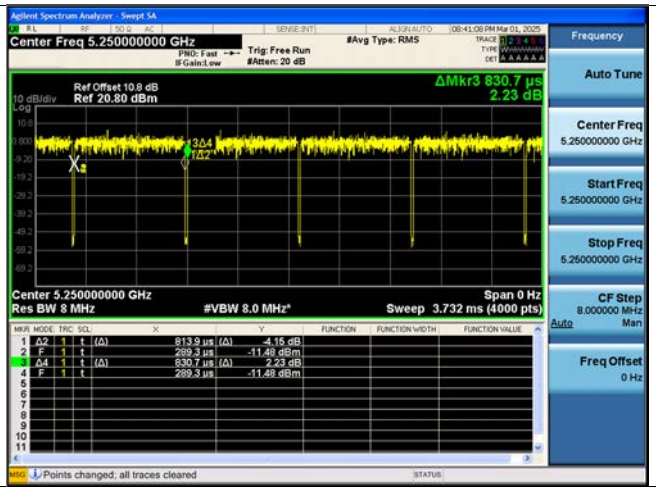


Ch.50(5250 MHz) 802.11be EHT160 996T +484T

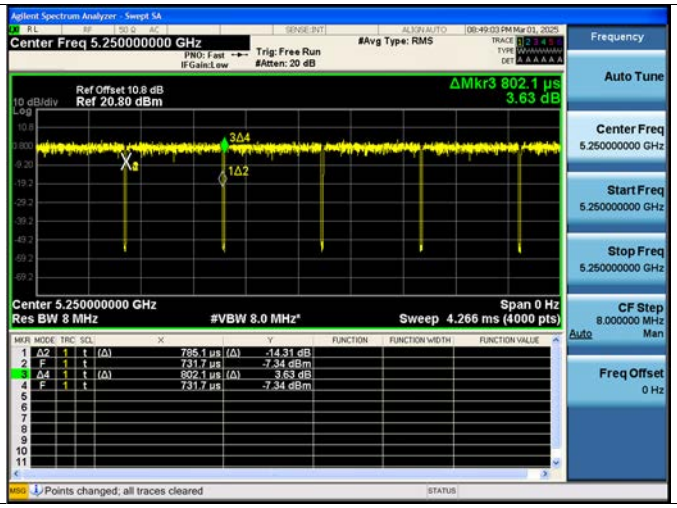


Ch.50(5250 MHz) 802.11be EHT160 996T +484T +242T

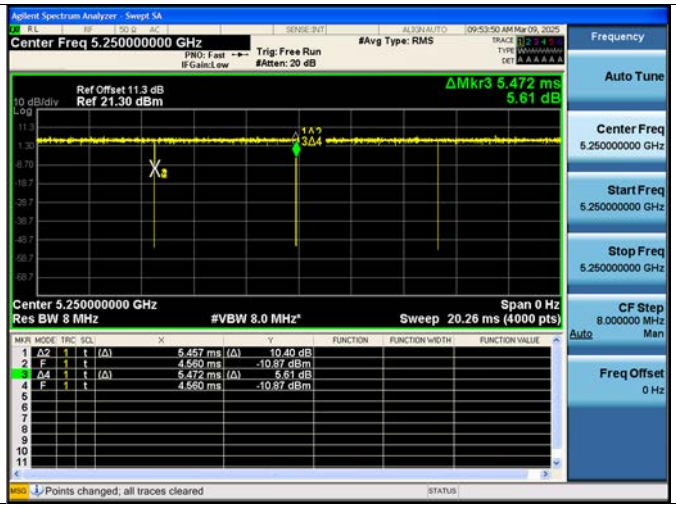




The report shall not be (partly) reproduced except in full without approval of the laboratory.

## 10.2 26 dB BANDWIDTH & 99% BANDWIDTH

Straddle channel data in the table below are for reporting purposes only.

Straddle channel data were added in section 10.6.1.

### 10.2.1 Ant.1

| Mode : EHT20 26T | | | | | | | | |
|---|---|---|---|---|---|---|---|---|
| Band | Freq. [MHz] | CH. | 26dB Bandwidth [MHz] | | | 99% Occupied Bandwidth [MHz] | | |
| | | | RU Index : Low | RU Index : Mid | RU Index : High | RU Index : Low | RU Index : Mid | RU Index : High |
| | | | ANT1 | ANT1 | ANT1 | ANT1 | ANT1 | ANT1 |
| UNII1 | 5180 | 36 | 19.52 | 18.01 | 19.58 | 18.243 | 16.782 | 18.231 |
| | 5200 | 40 | 19.41 | 18.02 | 19.48 | 18.163 | 16.963 | 17.980 |
| | 5240 | 48 | 19.26 | 17.96 | 19.68 | 17.887 | 17.092 | 18.247 |
| UNII2A | 5260 | 52 | 19.29 | 18.07 | 19.46 | 18.155 | 16.778 | 18.179 |
| | 5300 | 60 | 19.51 | 18.00 | 19.44 | 17.938 | 17.030 | 18.180 |
| | 5320 | 64 | 19.30 | 17.96 | 19.54 | 18.014 | 16.932 | 18.035 |
| UNII2C | 5500 | 100 | 19.38 | 17.98 | 19.49 | 18.125 | 16.965 | 17.818 |
| | 5580 | 116 | 19.35 | 18.04 | 19.59 | 18.138 | 17.104 | 18.262 |
| | 5720 | 144 | 19.43 | 18.00 | 19.48 | 18.292 | 17.136 | 18.230 |
| UNII3 | 5745 | 149 | 19.40 | 17.99 | 19.53 | 18.270 | 17.046 | 18.222 |
| | 5785 | 157 | 19.37 | 18.05 | 19.43 | 17.622 | 17.088 | 17.922 |
| | 5825 | 165 | 19.38 | 17.94 | 19.44 | 18.236 | 16.682 | 18.199 |
| UNII4 | 5845 | 169 | 19.43 | 17.97 | 19.55 | 18.137 | 17.071 | 18.251 |
| | 5865 | 173 | 19.45 | 18.08 | 19.52 | 18.244 | 17.023 | 18.207 |
| | 5885 | 177 | 19.44 | 17.99 | 19.64 | 18.183 | 16.845 | 18.260 |

| Mode : EHT20 52T | | | | | | | | |
|---|---|---|---|---|---|---|---|---|
| Band | Freq. [MHz] | CH. | 26dB Bandwidth [MHz] | | | 99% Occupied Bandwidth [MHz] | | |
| | | | RU Index : Low | RU Index : Mid | RU Index : High | RU Index : Low | RU Index : Mid | RU Index : High |
| | | | ANT1 | ANT1 | ANT1 | ANT1 | ANT1 | ANT1 |
| UNII1 | 5180 | 36 | 19.67 | 18.66 | 19.70 | 18.231 | 16.856 | 18.244 |
| | 5200 | 40 | 19.68 | 18.50 | 19.52 | 18.194 | 17.055 | 17.866 |
| | 5240 | 48 | 19.56 | 18.43 | 19.72 | 18.157 | 16.727 | 18.038 |
| UNII2A | 5260 | 52 | 19.70 | 18.60 | 19.62 | 18.160 | 17.045 | 18.060 |
| | 5300 | 60 | 19.64 | 18.18 | 19.56 | 17.947 | 17.154 | 17.851 |
| | 5320 | 64 | 19.65 | 18.57 | 19.57 | 18.210 | 16.721 | 17.959 |
| UNII2C | 5500 | 100 | 19.61 | 18.65 | 19.72 | 17.961 | 17.227 | 18.149 |
| | 5580 | 116 | 19.64 | 18.40 | 19.18 | 18.224 | 16.965 | 17.679 |
| | 5720 | 144 | 19.69 | 18.40 | 19.56 | 17.862 | 17.100 | 17.976 |
| UNII3 | 5745 | 149 | 19.48 | 18.37 | 19.69 | 18.203 | 16.979 | 18.033 |
| | 5785 | 157 | 19.68 | 18.62 | 19.32 | 18.191 | 17.104 | 17.869 |
| | 5825 | 165 | 19.69 | 18.61 | 19.72 | 18.173 | 17.023 | 18.164 |
| UNII4 | 5845 | 169 | 19.70 | 18.28 | 19.73 | 18.148 | 17.124 | 18.073 |
| | 5865 | 173 | 19.32 | 18.21 | 19.63 | 17.691 | 17.102 | 17.668 |
| | 5885 | 177 | 19.58 | 18.63 | 19.55 | 18.167 | 16.799 | 18.130 |



The report shall not be (partly) reproduced except in full without approval of the laboratory.

| Mode : EHT20 106T | | | | | | | | |
|---|---|---|---|---|---|---|---|---|
| Band | Freq. [MHz] | CH. | 26dB Bandwidth [MHz] | | | 99% Occupied Bandwidth [MHz] | | |
| | | | RU Index : Low | RU Index : Mid | RU Index : High | RU Index : Low | RU Index : Mid | RU Index : High |
| | | | ANT1 | ANT1 | ANT1 | ANT1 | ANT1 | ANT1 |
| UNII1 | 5180 | 36 | 19.70 | - | 20.20 | 18.199 | - | 18.065 |
| | 5200 | 40 | 19.54 | - | 20.27 | 18.210 | - | 18.174 |
| | 5240 | 48 | 19.65 | - | 20.22 | 18.144 | - | 18.078 |
| UNII2A | 5260 | 52 | 19.59 | - | 20.06 | 18.218 | - | 18.152 |
| | 5300 | 60 | 19.68 | - | 20.15 | 18.228 | - | 18.148 |
| | 5320 | 64 | 19.50 | - | 20.09 | 18.149 | - | 18.099 |
| UNII2C | 5500 | 100 | 19.60 | - | 20.07 | 18.170 | - | 18.160 |
| | 5580 | 116 | 19.60 | - | 20.21 | 18.177 | - | 18.174 |
| | 5720 | 144 | 19.61 | - | 20.30 | 18.031 | - | 18.182 |
| UNII3 | 5745 | 149 | 19.69 | - | 20.19 | 18.184 | - | 18.159 |
| | 5785 | 157 | 19.58 | - | 20.12 | 18.199 | - | 18.143 |
| | 5825 | 165 | 19.61 | - | 20.24 | 18.156 | - | 18.149 |
| UNII4 | 5845 | 169 | 19.48 | - | 20.18 | 18.088 | - | 18.155 |
| | 5865 | 173 | 19.49 | - | 20.21 | 18.184 | - | 18.168 |
| | 5885 | 177 | 19.54 | - | 20.32 | 18.201 | - | 18.171 |

| Mode : EHT20 242T | | | | | | | | |
|---|---|---|---|---|---|---|---|---|
| Band | Freq. [MHz] | CH. | 26dB Bandwidth [MHz] | | | 99% Occupied Bandwidth [MHz] | | |
| | | | RU Index : Low | RU Index : Mid | RU Index : High | RU Index : Low | RU Index : Mid | RU Index : High |
| | | | ANT1 | ANT1 | ANT1 | ANT1 | ANT1 | ANT1 |
| UNII1 | 5180 | 36 | - | 21.05 | - | - | 19.037 | - |
| | 5200 | 40 | - | 21.09 | - | - | 19.048 | - |
| | 5240 | 48 | - | 21.04 | - | - | 19.059 | - |
| UNII2A | 5260 | 52 | - | 20.98 | - | - | 19.042 | - |
| | 5300 | 60 | - | 21.07 | - | - | 19.053 | - |
| | 5320 | 64 | - | 21.00 | - | - | 19.054 | - |
| UNII2C | 5500 | 100 | - | 20.96 | - | - | 19.022 | - |
| | 5580 | 116 | - | 20.98 | - | - | 19.039 | - |
| | 5720 | 144 | - | 21.05 | - | - | 19.034 | - |
| UNII3 | 5745 | 149 | - | 20.96 | - | - | 19.031 | - |
| | 5785 | 157 | - | 21.04 | - | - | 19.043 | - |
| | 5825 | 165 | - | 20.85 | - | - | 19.043 | - |
| UNII4 | 5845 | 169 | - | 20.94 | - | - | 19.037 | - |
| | 5865 | 173 | - | 20.99 | - | - | 19.027 | - |
| | 5885 | 177 | - | 20.96 | - | - | 19.024 | - |



The report shall not be (partly) reproduced except in full without approval of the laboratory.

| Mode : EHT20 SU | | | | | | | | |
|---|---|---|---|---|---|---|---|---|
| Band | Freq. [MHz] | CH. | 26dB Bandwidth [MHz] | | | 99% Occupied Bandwidth [MHz] | | |
| | | | RU Index : Low | RU Index : Mid | RU Index : High | RU Index : Low | RU Index : Mid | RU Index : High |
| | | | ANT1 | ANT1 | ANT1 | ANT1 | ANT1 | ANT1 |
| UNII1 | 5180 | 36 | - | 21.63 | - | - | 19.035 | - |
| | 5200 | 40 | - | 21.31 | - | - | 19.036 | - |
| | 5240 | 48 | - | 21.27 | - | - | 19.014 | - |
| UNII2A | 5260 | 52 | - | 21.41 | - | - | 19.049 | - |
| | 5300 | 60 | - | 21.52 | - | - | 19.042 | - |
| | 5320 | 64 | - | 21.21 | - | - | 19.073 | - |
| UNII2C | 5500 | 100 | - | 21.19 | - | - | 19.057 | - |
| | 5580 | 116 | - | 21.60 | - | - | 19.039 | - |
| | 5720 | 144 | - | 21.55 | - | - | 19.045 | - |
| UNII3 | 5745 | 149 | - | 21.78 | - | - | 19.029 | - |
| | 5785 | 157 | - | 21.68 | - | - | 19.023 | - |
| | 5825 | 165 | - | 21.48 | - | - | 19.063 | - |
| UNII4 | 5845 | 169 | - | 21.24 | - | - | 19.025 | - |
| | 5865 | 173 | - | 21.36 | - | - | 19.016 | - |
| | 5885 | 177 | - | 21.59 | - | - | 19.026 | - |

| Mode : EHT40 26T | | | | | | | | |
|---|---|---|---|---|---|---|---|---|
| Band | Freq. [MHz] | CH. | 26dB Bandwidth [MHz] | | | 99% Occupied Bandwidth [MHz] | | |
| | | | RU Index : Low | RU Index : Mid | RU Index : High | RU Index : Low | RU Index : Mid | RU Index : High |
| | | | ANT1 | ANT1 | ANT1 | ANT1 | ANT1 | ANT1 |
| UNII1 | 5190 | 38 | 20.18 | 21.71 | 20.94 | 18.409 | 20.030 | 18.618 |
| | 5230 | 46 | 20.28 | 22.07 | 20.37 | 18.516 | 20.014 | 18.413 |
| UNII2A | 5270 | 54 | 19.82 | 22.25 | 21.23 | 18.408 | 20.278 | 18.617 |
| | 5310 | 62 | 19.97 | 21.44 | 20.51 | 18.232 | 19.344 | 18.511 |
| UNII2C | 5510 | 102 | 20.06 | 22.02 | 20.23 | 18.410 | 20.166 | 18.478 |
| | 5550 | 110 | 19.81 | 21.95 | 20.64 | 18.141 | 19.942 | 18.630 |
| | 5710 | 142 | 20.55 | 21.24 | 20.02 | 18.340 | 19.551 | 18.140 |
| UNII3 | 5755 | 151 | 20.02 | 22.07 | 20.32 | 18.347 | 19.762 | 18.465 |
| | 5795 | 159 | 20.11 | 23.09 | 20.82 | 18.339 | 20.221 | 17.851 |
| UNII4 | 5835 | 167 | 19.89 | 22.00 | 20.40 | 18.501 | 19.854 | 18.592 |
| | 5875 | 175 | 19.72 | 22.20 | 21.05 | 18.088 | 20.107 | 18.586 |

| Mode : EHT40 52T | | | | | | | | |
|---|---|---|---|---|---|---|---|---|
| Band | Freq. [MHz] | CH. | 26dB Bandwidth [MHz] | | | 99% Occupied Bandwidth [MHz] | | |
| | | | RU Index : Low | RU Index : Mid | RU Index : High | RU Index : Low | RU Index : Mid | RU Index : High |
| | | | ANT1 | ANT1 | ANT1 | ANT1 | ANT1 | ANT1 |
| UNII1 | 5190 | 38 | 20.79 | 22.41 | 22.18 | 18.280 | 19.908 | 18.316 |
| | 5230 | 46 | 20.51 | 22.67 | 22.50 | 18.316 | 19.781 | 18.370 |
| UNII2A | 5270 | 54 | 20.21 | 22.18 | 24.19 | 18.306 | 19.688 | 18.334 |
| | 5310 | 62 | 20.63 | 23.55 | 21.03 | 18.174 | 19.843 | 18.542 |
| UNII2C | 5510 | 102 | 20.79 | 22.70 | 22.92 | 18.322 | 19.813 | 18.454 |
| | 5550 | 110 | 20.58 | 22.64 | 25.46 | 18.206 | 19.852 | 18.442 |
| | 5710 | 142 | 20.39 | 22.71 | 23.90 | 18.125 | 20.031 | 18.410 |
| UNII3 | 5755 | 151 | 20.62 | 22.38 | 23.02 | 18.188 | 19.497 | 18.444 |
| | 5795 | 159 | 20.79 | 22.42 | 22.44 | 18.130 | 19.702 | 18.423 |
| UNII4 | 5835 | 167 | 20.85 | 23.07 | 25.25 | 18.067 | 19.668 | 18.201 |
| | 5875 | 175 | 20.64 | 22.64 | 22.17 | 18.095 | 19.878 | 18.450 |



The report shall not be (partly) reproduced except in full without approval of the laboratory.

| Mode : EHT40 106T | | | | | | | | |
|---|---|---|---|---|---|---|---|---|
| Band | Freq. [MHz] | CH. | 26dB Bandwidth [MHz] | | | 99% Occupied Bandwidth [MHz] | | |
| | | | RU Index : Low | RU Index : Mid | RU Index : High | RU Index : Low | RU Index : Mid | RU Index : High |
| | | | ANT1 | ANT1 | ANT1 | ANT1 | ANT1 | ANT1 |
| UNII1 | 5190 | 38 | 31.33 | 30.58 | 26.44 | 18.041 | 19.445 | 18.186 |
| | 5230 | 46 | 31.39 | 30.60 | 25.18 | 18.017 | 19.854 | 18.162 |
| UNII2A | 5270 | 54 | 31.50 | 30.65 | 26.43 | 18.026 | 19.219 | 18.248 |
| | 5310 | 62 | 31.48 | 30.16 | 25.20 | 18.109 | 19.317 | 18.109 |
| UNII2C | 5510 | 102 | 31.19 | 23.77 | 26.52 | 18.061 | 19.348 | 18.155 |
| | 5550 | 110 | 31.16 | 23.97 | 26.55 | 18.111 | 19.187 | 18.176 |
| | 5710 | 142 | 31.21 | 30.75 | 27.68 | 18.006 | 19.294 | 18.150 |
| UNII3 | 5755 | 151 | 31.26 | 30.81 | 25.19 | 18.058 | 19.284 | 18.192 |
| | 5795 | 159 | 31.03 | 30.00 | 24.79 | 18.042 | 19.085 | 18.213 |
| UNII4 | 5835 | 167 | 31.38 | 23.95 | 26.37 | 18.034 | 19.254 | 18.093 |
| | 5875 | 175 | 21.93 | 30.68 | 27.62 | 18.068 | 19.294 | 18.269 |

| Mode : EHT40 242T | | | | | | | | |
|---|---|---|---|---|---|---|---|---|
| Band | Freq. [MHz] | CH. | 26dB Bandwidth [MHz] | | | 99% Occupied Bandwidth [MHz] | | |
| | | | RU Index : Low | RU Index : Mid | RU Index : High | RU Index : Low | RU Index : Mid | RU Index : High |
| | | | ANT1 | ANT1 | ANT1 | ANT1 | ANT1 | ANT1 |
| UNII1 | 5190 | 38 | 35.26 | - | 35.99 | 19.479 | - | 19.988 |
| | 5230 | 46 | 35.17 | - | 35.82 | 19.570 | - | 19.872 |
| UNII2A | 5270 | 54 | 35.27 | - | 36.24 | 19.496 | - | 20.022 |
| | 5310 | 62 | 34.84 | - | 35.89 | 19.540 | - | 19.924 |
| UNII2C | 5510 | 102 | 34.93 | - | 35.82 | 19.433 | - | 19.820 |
| | 5550 | 110 | 34.91 | - | 35.95 | 19.416 | - | 19.920 |
| | 5710 | 142 | 34.92 | - | 35.71 | 19.477 | - | 19.972 |
| UNII3 | 5755 | 151 | 34.55 | - | 35.98 | 19.471 | - | 19.798 |
| | 5795 | 159 | 35.08 | - | 35.84 | 19.447 | - | 20.171 |
| UNII4 | 5835 | 167 | 34.80 | - | 36.45 | 19.522 | - | 20.125 |
| | 5875 | 175 | 34.88 | - | 36.14 | 19.433 | - | 19.778 |

| Mode : EHT40 484T | | | | | | | | |
|---|---|---|---|---|---|---|---|---|
| Band | Freq. [MHz] | CH. | 26dB Bandwidth [MHz] | | | 99% Occupied Bandwidth [MHz] | | |
| | | | RU Index : Low | RU Index : Mid | RU Index : High | RU Index : Low | RU Index : Mid | RU Index : High |
| | | | ANT1 | ANT1 | ANT1 | ANT1 | ANT1 | ANT1 |
| UNII1 | 5190 | 38 | - | 41.64 | - | - | 37.992 | - |
| | 5230 | 46 | - | 41.51 | - | - | 38.005 | - |
| UNII2A | 5270 | 54 | - | 41.64 | - | - | 38.005 | - |
| | 5310 | 62 | - | 41.64 | - | - | 37.996 | - |
| UNII2C | 5510 | 102 | - | 41.68 | - | - | 38.013 | - |
| | 5550 | 110 | - | 41.63 | - | - | 38.005 | - |
| | 5710 | 142 | - | 41.61 | - | - | 38.003 | - |
| UNII3 | 5755 | 151 | - | 41.74 | - | - | 37.999 | - |
| | 5795 | 159 | - | 41.57 | - | - | 37.992 | - |
| UNII4 | 5835 | 167 | - | 41.60 | - | - | 37.993 | - |
| | 5875 | 175 | - | 41.77 | - | - | 37.995 | - |



The report shall not be (partly) reproduced except in full without approval of the laboratory.

| Mode : EHT40 SU | | | | | | | | |
|---|---|---|---|---|---|---|---|---|
| Band | Freq. [MHz] | CH. | 26dB Bandwidth [MHz] | | | 99% Occupied Bandwidth [MHz] | | |
| | | | RU Index : Low | RU Index : Mid | RU Index : High | RU Index : Low | RU Index : Mid | RU Index : High |
| | | | ANT1 | ANT1 | ANT1 | ANT1 | ANT1 | ANT1 |
| UNII1 | 5190 | 38 | - | 42.40 | - | - | 37.981 | - |
| | 5230 | 46 | - | 42.47 | - | - | 37.964 | - |
| UNII2A | 5270 | 54 | - | 42.28 | - | - | 37.961 | - |
| | 5310 | 62 | - | 42.27 | - | - | 37.964 | - |
| UNII2C | 5510 | 102 | - | 42.25 | - | - | 37.960 | - |
| | 5550 | 110 | - | 42.39 | - | - | 37.963 | - |
| | 5710 | 142 | - | 42.31 | - | - | 37.941 | - |
| UNII3 | 5755 | 151 | - | 42.42 | - | - | 37.974 | - |
| | 5795 | 159 | - | 42.81 | - | - | 37.943 | - |
| UNII4 | 5835 | 167 | - | 42.16 | - | - | 37.967 | - |
| | 5875 | 175 | - | 42.36 | - | - | 37.979 | - |

| Mode : EHT80 26T | | | | | | | | |
|---|---|---|---|---|---|---|---|---|
| Band | Freq. [MHz] | CH. | 26dB Bandwidth [MHz] | | | 99% Occupied Bandwidth [MHz] | | |
| | | | RU Index : Low | RU Index : Mid | RU Index : High | RU Index : Low | RU Index : Mid | RU Index : High |
| | | | ANT1 | ANT1 | ANT1 | ANT1 | ANT1 | ANT1 |
| UNII1 | 5210 | 42 | 23.94 | 25.52 | 22.39 | 20.070 | 21.909 | 20.219 |
| UNII2A | 5290 | 58 | 22.22 | 26.96 | 27.02 | 20.189 | 21.708 | 20.567 |
| UNII2C | 5530 | 106 | 22.79 | 25.31 | 23.45 | 19.814 | 21.539 | 20.545 |
| | 5610 | 122 | 21.48 | 25.19 | 28.35 | 19.743 | 22.044 | 20.135 |
| | 5690 | 138 | 21.52 | 26.91 | 23.98 | 19.483 | 21.653 | 20.330 |
| UNII3 | 5775 | 155 | 21.83 | 27.56 | 25.67 | 19.804 | 22.784 | 20.417 |
| UNII4 | 5855 | 171 | 24.62 | 25.99 | 23.45 | 20.349 | 21.727 | 19.903 |

| Mode : EHT80 52T | | | | | | | | |
|---|---|---|---|---|---|---|---|---|
| Band | Freq. [MHz] | CH. | 26dB Bandwidth [MHz] | | | 99% Occupied Bandwidth [MHz] | | |
| | | | RU Index : Low | RU Index : Mid | RU Index : High | RU Index : Low | RU Index : Mid | RU Index : High |
| | | | ANT1 | ANT1 | ANT1 | ANT1 | ANT1 | ANT1 |
| UNII1 | 5210 | 42 | 27.17 | 32.55 | 28.53 | 20.325 | 23.730 | 20.398 |
| UNII2A | 5290 | 58 | 26.53 | 31.87 | 27.70 | 20.421 | 22.235 | 20.969 |
| UNII2C | 5530 | 106 | 28.38 | 31.33 | 27.53 | 20.276 | 22.031 | 20.215 |
| | 5610 | 122 | 28.51 | 28.70 | 27.84 | 20.532 | 21.989 | 20.140 |
| | 5690 | 138 | 29.00 | 31.27 | 30.00 | 20.085 | 23.170 | 20.384 |
| UNII3 | 5775 | 155 | 29.29 | 29.83 | 26.66 | 19.971 | 22.277 | 20.354 |
| UNII4 | 5855 | 171 | 24.61 | 32.94 | 27.32 | 20.406 | 23.492 | 20.086 |

| Mode : EHT80 106T | | | | | | | | |
|---|---|---|---|---|---|---|---|---|
| Band | Freq. [MHz] | CH. | 26dB Bandwidth [MHz] | | | 99% Occupied Bandwidth [MHz] | | |
| | | | RU Index : Low | RU Index : Mid | RU Index : High | RU Index : Low | RU Index : Mid | RU Index : High |
| | | | ANT1 | ANT1 | ANT1 | ANT1 | ANT1 | ANT1 |
| UNII1 | 5210 | 42 | 29.59 | 34.11 | 28.74 | 20.626 | 21.724 | 20.866 |
| UNII2A | 5290 | 58 | 28.91 | 33.81 | 29.08 | 20.294 | 22.310 | 20.514 |
| UNII2C | 5530 | 106 | 29.16 | 32.91 | 28.30 | 19.984 | 21.225 | 20.610 |
| | 5610 | 122 | 27.41 | 33.98 | 27.48 | 19.404 | 21.529 | 20.088 |
| | 5690 | 138 | 28.44 | 34.26 | 28.07 | 20.242 | 21.742 | 20.158 |
| UNII3 | 5775 | 155 | 27.26 | 33.55 | 28.74 | 20.432 | 22.553 | 20.567 |
| UNII4 | 5855 | 171 | 27.70 | 33.33 | 28.40 | 19.222 | 22.624 | 19.703 |



The report shall not be (partly) reproduced except in full without approval of the laboratory.

| Mode : EHT80 242T | | | | | | | | |
|---|---|---|---|---|---|---|---|---|
| Band | Freq. [MHz] | CH. | 26dB Bandwidth [MHz] | | | 99% Occupied Bandwidth [MHz] | | |
| | | | RU Index : Low | RU Index : Mid | RU Index : High | RU Index : Low | RU Index : Mid | RU Index : High |
| | | | ANT1 | ANT1 | ANT1 | ANT1 | ANT1 | ANT1 |
| UNII1 | 5210 | 42 | 33.55 | 34.31 | 32.56 | 22.792 | 23.024 | 22.768 |
| UNII2A | 5290 | 58 | 34.33 | 34.37 | 32.54 | 22.816 | 23.124 | 22.876 |
| UNII2C | 5530 | 106 | 33.10 | 36.39 | 31.41 | 22.841 | 23.083 | 22.881 |
| | 5610 | 122 | 33.24 | 34.37 | 32.48 | 22.768 | 23.184 | 22.800 |
| | 5690 | 138 | 33.30 | 36.74 | 32.39 | 22.696 | 23.511 | 22.953 |
| UNII3 | 5775 | 155 | 33.76 | 34.73 | 30.87 | 22.479 | 23.414 | 22.832 |
| UNII4 | 5855 | 171 | 32.95 | 34.94 | 31.98 | 22.358 | 23.768 | 22.986 |

| Mode : EHT80 484T | | | | | | | | |
|---|---|---|---|---|---|---|---|---|
| Band | Freq. [MHz] | CH. | 26dB Bandwidth [MHz] | | | 99% Occupied Bandwidth [MHz] | | |
| | | | RU Index : Low | RU Index : Mid | RU Index : High | RU Index : Low | RU Index : Mid | RU Index : High |
| | | | ANT1 | ANT1 | ANT1 | ANT1 | ANT1 | ANT1 |
| UNII1 | 5210 | 42 | 69.75 | - | 71.40 | 54.531 | - | 42.742 |
| UNII2A | 5290 | 58 | 69.57 | - | 71.34 | 54.972 | - | 42.940 |
| UNII2C | 5530 | 106 | 69.59 | - | 71.22 | 55.039 | - | 42.777 |
| | 5610 | 122 | 68.52 | - | 71.84 | 54.850 | - | 43.609 |
| | 5690 | 138 | 69.48 | - | 71.56 | 54.712 | - | 43.992 |
| UNII3 | 5775 | 155 | 69.54 | - | 71.54 | 54.717 | - | 43.997 |
| UNII4 | 5855 | 171 | 69.33 | - | 72.70 | 53.737 | - | 44.463 |

| Mode : EHT80 996T | | | | | | | | |
|---|---|---|---|---|---|---|---|---|
| Band | Freq. [MHz] | CH. | 26dB Bandwidth [MHz] | | | 99% Occupied Bandwidth [MHz] | | |
| | | | RU Index : Low | RU Index : Mid | RU Index : High | RU Index : Low | RU Index : Mid | RU Index : High |
| | | | ANT1 | ANT1 | ANT1 | ANT1 | ANT1 | ANT1 |
| UNII1 | 5210 | 42 | - | 85.80 | - | - | 77.742 | - |
| UNII2A | 5290 | 58 | - | 87.15 | - | - | 77.746 | - |
| UNII2C | 5530 | 106 | - | 86.10 | - | - | 77.662 | - |
| | 5610 | 122 | - | 86.61 | - | - | 77.705 | - |
| | 5690 | 138 | - | 86.87 | - | - | 77.735 | - |
| UNII3 | 5775 | 155 | - | 85.23 | - | - | 77.668 | - |
| UNII4 | 5855 | 171 | - | 85.78 | - | - | 77.717 | - |

| Mode : EHT80 SU | | | | | | | | |
|---|---|---|---|---|---|---|---|---|
| Band | Freq. [MHz] | CH. | 26dB Bandwidth [MHz] | | | 99% Occupied Bandwidth [MHz] | | |
| | | | RU Index : Low | RU Index : Mid | RU Index : High | RU Index : Low | RU Index : Mid | RU Index : High |
| | | | ANT1 | ANT1 | ANT1 | ANT1 | ANT1 | ANT1 |
| UNII1 | 5210 | 42 | - | 86.55 | - | - | 77.791 | - |
| UNII2A | 5290 | 58 | - | 88.05 | - | - | 77.727 | - |
| UNII2C | 5530 | 106 | - | 87.86 | - | - | 77.839 | - |
| | 5610 | 122 | - | 87.79 | - | - | 77.754 | - |
| | 5690 | 138 | - | 88.37 | - | - | 77.818 | - |
| UNII3 | 5775 | 155 | - | 87.05 | - | - | 77.769 | - |
| UNII4 | 5855 | 171 | - | 87.64 | - | - | 77.731 | - |



The report shall not be (partly) reproduced except in full without approval of the laboratory.

| Mode : EHT160(80L) | | | | | | | | | |
|---|---|---|---|---|---|---|---|---|---|
| Band | Tone | Freq. [MHz] | CH. | 26dB Bandwidth [MHz] | | | 99% Occupied Bandwidth [MHz] | | |
| | | | | RU Index : Low | RU Index : Mid | RU Index : High | RU Index : Low | RU Index : Mid | RU Index : High |
| | | | | ANT1 | ANT1 | ANT1 | ANT1 | ANT1 | ANT1 |
| UNII 1-2A | 26T | 5250 | 50 | 26.78 | 25.56 | 28.63 | 23.347 | 24.301 | 24.830 |
| UNII 2C | | 5570 | 114 | 23.69 | 26.38 | 26.15 | 22.195 | 24.716 | 24.642 |
| UNII 3-4 | | 5815 | 163 | 23.73 | 27.68 | 29.75 | 21.574 | 24.217 | 27.655 |
| UNII 1-2A | 52T | 5250 | 50 | 29.99 | 37.25 | 33.55 | 22.991 | 26.443 | 28.215 |
| UNII 2C | | 5570 | 114 | 25.64 | 29.97 | 32.01 | 21.159 | 25.998 | 28.260 |
| UNII 3-4 | | 5815 | 163 | 29.75 | 33.91 | 30.58 | 22.882 | 25.312 | 27.729 |
| UNII 1-2A | 106T | 5250 | 50 | 30.70 | 34.58 | 36.01 | 26.547 | 26.636 | 24.657 |
| UNII 2C | | 5570 | 114 | 37.65 | 36.57 | 38.60 | 25.837 | 25.303 | 25.418 |
| UNII 3-4 | | 5815 | 163 | 36.06 | 37.84 | 36.67 | 25.728 | 26.150 | 25.809 |
| UNII 1-2A | 242T | 5250 | 50 | 42.77 | 72.62 | 41.27 | 31.022 | 35.134 | 25.736 |
| UNII 2C | | 5570 | 114 | 43.93 | 44.57 | 42.00 | 30.272 | 27.411 | 25.932 |
| UNII 3-4 | | 5815 | 163 | 42.55 | 44.87 | 43.89 | 29.121 | 28.322 | 26.942 |
| UNII 1-2A | 484T | 5250 | 50 | 69.36 | - | 106.14 | 48.505 | - | 50.626 |
| UNII 2C | | 5570 | 114 | 88.57 | - | 108.85 | 46.927 | - | 51.359 |
| UNII 3-4 | | 5815 | 163 | 70.15 | - | 106.13 | 45.471 | - | 50.123 |
| UNII 1-2A | 996T | 5250 | 50 | - | 144.31 | - | - | 82.790 | - |
| UNII 2C | | 5570 | 114 | - | 141.55 | - | - | 81.638 | - |
| UNII 3-4 | | 5815 | 163 | - | 140.89 | - | - | 80.178 | - |

| Mode : EHT160(80U) | | | | | | | | | |
|---|---|---|---|---|---|---|---|---|---|
| Band | Tone | Freq. [MHz] | CH. | 26dB Bandwidth [MHz] | | | 99% Occupied Bandwidth [MHz] | | |
| | | | | RU Index : Low | RU Index : Mid | RU Index : High | RU Index : Low | RU Index : Mid | RU Index : High |
| | | | | ANT1 | ANT1 | ANT1 | ANT1 | ANT1 | ANT1 |
| UNII 1-2A | 26T | 5250 | 50 | 27.01 | 27.01 | 27.17 | 24.715 | 23.158 | 22.797 |
| UNII 2C | | 5570 | 114 | 28.59 | 27.93 | 27.99 | 24.808 | 27.645 | 23.118 |
| UNII 3-4 | | 5815 | 163 | 28.50 | 27.37 | 27.90 | 25.513 | 29.562 | 23.918 |
| UNII 1-2A | 52T | 5250 | 50 | 31.48 | 35.70 | 30.34 | 26.743 | 28.925 | 23.947 |
| UNII 2C | | 5570 | 114 | 35.73 | 34.27 | 33.69 | 27.461 | 29.791 | 25.468 |
| UNII 3-4 | | 5815 | 163 | 35.76 | 37.58 | 30.76 | 28.908 | 29.023 | 24.489 |
| UNII 1-2A | 106T | 5250 | 50 | 35.66 | 34.89 | 30.37 | 26.150 | 28.282 | 22.996 |
| UNII 2C | | 5570 | 114 | 36.96 | 37.85 | 29.36 | 28.072 | 29.118 | 23.078 |
| UNII 3-4 | | 5815 | 163 | 38.46 | 44.09 | 34.09 | 27.507 | 29.565 | 23.468 |
| UNII 1-2A | 242T | 5250 | 50 | 50.40 | 49.45 | 43.39 | 32.500 | 28.130 | 27.765 |
| UNII 2C | | 5570 | 114 | 47.96 | 50.61 | 43.85 | 31.636 | 29.159 | 30.945 |
| UNII 3-4 | | 5815 | 163 | 51.70 | 50.32 | 43.34 | 33.579 | 30.605 | 28.564 |
| UNII 1-2A | 484T | 5250 | 50 | 93.22 | - | 86.55 | 52.913 | - | 47.997 |
| UNII 2C | | 5570 | 114 | 96.37 | - | 87.25 | 55.903 | - | 49.708 |
| UNII 3-4 | | 5815 | 163 | 94.52 | - | 86.65 | 54.704 | - | 50.379 |
| UNII 1-2A | 996T | 5250 | 50 | - | 125.64 | - | - | 79.671 | - |
| UNII 2C | | 5570 | 114 | - | 128.35 | - | - | 82.053 | - |
| UNII 3-4 | | 5815 | 163 | - | 130.39 | - | - | 81.050 | - |



The report shall not be (partly) reproduced except in full without approval of the laboratory.

| Mode : EHT160 | | | | | | | | | |
|---|---|---|---|---|---|---|---|---|---|
| Band | Tone | Freq. [MHz] | CH. | 26dB Bandwidth [MHz] | | | 99% Occupied Bandwidth [MHz] | | |
| | | | | RU Index : Low | RU Index : Mid | RU Index : High | RU Index : Low | RU Index : Mid | RU Index : High |
| | | | | ANT1 | ANT1 | ANT1 | ANT1 | ANT1 | ANT1 |
| UNII 1-2A | SU | 5250 | 50 | - | 171.9 | - | - | 157.11 | - |
| UNII 2C | | 5570 | 114 | - | 172.0 | - | - | 157.20 | - |
| UNII 3-4 | | 5815 | 163 | - | 175.2 | - | - | 157.09 | - |
| UNII 1-2A | 2x996T | 5250 | 50 | - | 172.3 | - | - | 156.77 | - |
| UNII 2C | | 5570 | 114 | - | 171.9 | - | - | 156.91 | - |
| UNII 3-4 | | 5815 | 163 | - | 169.3 | - | - | 156.77 | - |



The report shall not be (partly) reproduced except in full without approval of the laboratory.

10.2.2 Ant.2

| Mode : EHT20 26T | | | | | | | | |
|---|---|---|---|---|---|---|---|---|
| Band | Freq. [MHz] | CH. | 26dB Bandwidth [MHz] | | | 99% Occupied Bandwidth [MHz] | | |
| | | | RU Index : Low | RU Index : Mid | RU Index : High | RU Index : Low | RU Index : Mid | RU Index : High |
| | | | ANT2 | ANT2 | ANT2 | ANT2 | ANT2 | ANT2 |
| UNII1 | 5180 | 36 | 19.49 | 17.93 | 19.45 | 18.246 | 16.895 | 18.320 |
| | 5200 | 40 | 19.51 | 18.01 | 19.50 | 18.283 | 16.884 | 18.239 |
| | 5240 | 48 | 19.37 | 18.06 | 19.65 | 18.205 | 16.621 | 18.258 |
| UNII2A | 5260 | 52 | 19.29 | 17.94 | 19.47 | 18.228 | 16.615 | 18.208 |
| | 5300 | 60 | 19.50 | 18.09 | 19.49 | 18.151 | 17.013 | 17.312 |
| | 5320 | 64 | 19.21 | 17.62 | 19.55 | 17.974 | 16.520 | 17.897 |
| UNII2C | 5500 | 100 | 19.04 | 17.96 | 19.60 | 17.800 | 16.965 | 18.232 |
| | 5580 | 116 | 19.46 | 18.03 | 19.33 | 18.246 | 17.066 | 18.172 |
| | 5720 | 144 | 19.28 | 18.09 | 19.52 | 18.250 | 16.995 | 18.244 |
| UNII3 | 5745 | 149 | 19.49 | 18.10 | 19.53 | 18.274 | 16.716 | 18.244 |
| | 5785 | 157 | 19.39 | 17.90 | 19.36 | 18.263 | 16.535 | 18.183 |
| | 5825 | 165 | 19.32 | 17.68 | 19.60 | 18.031 | 16.377 | 18.140 |
| UNII4 | 5845 | 169 | 19.32 | 17.94 | 19.62 | 18.099 | 16.956 | 18.179 |
| | 5865 | 173 | 19.45 | 18.05 | 19.54 | 18.250 | 16.968 | 18.255 |
| | 5885 | 177 | 19.35 | 18.01 | 19.50 | 18.229 | 17.151 | 17.895 |

| Mode : EHT20 52T | | | | | | | | |
|---|---|---|---|---|---|---|---|---|
| Band | Freq. [MHz] | CH. | 26dB Bandwidth [MHz] | | | 99% Occupied Bandwidth [MHz] | | |
| | | | RU Index : Low | RU Index : Mid | RU Index : High | RU Index : Low | RU Index : Mid | RU Index : High |
| | | | ANT2 | ANT2 | ANT2 | ANT2 | ANT2 | ANT2 |
| UNII1 | 5180 | 36 | 18.74 | 18.42 | 19.49 | 17.147 | 16.800 | 17.913 |
| | 5200 | 40 | 19.73 | 18.56 | 19.64 | 18.060 | 17.178 | 18.011 |
| | 5240 | 48 | 19.58 | 18.50 | 19.54 | 17.843 | 16.476 | 18.197 |
| UNII2A | 5260 | 52 | 19.53 | 18.60 | 19.56 | 18.147 | 17.163 | 18.113 |
| | 5300 | 60 | 19.60 | 18.16 | 19.57 | 18.184 | 17.125 | 18.163 |
| | 5320 | 64 | 19.48 | 18.37 | 19.59 | 17.796 | 17.184 | 18.174 |
| UNII2C | 5500 | 100 | 19.68 | 18.62 | 19.52 | 18.197 | 17.068 | 18.223 |
| | 5580 | 116 | 19.58 | 18.62 | 19.59 | 18.036 | 16.905 | 17.783 |
| | 5720 | 144 | 19.58 | 18.66 | 19.67 | 17.920 | 17.040 | 18.116 |
| UNII3 | 5745 | 149 | 19.64 | 18.47 | 19.52 | 17.912 | 16.866 | 18.077 |
| | 5785 | 157 | 19.67 | 18.50 | 19.74 | 18.124 | 16.966 | 18.053 |
| | 5825 | 165 | 19.58 | 18.15 | 19.63 | 18.157 | 17.085 | 18.131 |
| UNII4 | 5845 | 169 | 19.63 | 18.59 | 19.57 | 17.727 | 16.741 | 18.028 |
| | 5865 | 173 | 19.60 | 17.99 | 19.62 | 18.135 | 17.103 | 18.062 |
| | 5885 | 177 | 19.66 | 18.29 | 19.76 | 18.198 | 17.116 | 18.086 |



The report shall not be (partly) reproduced except in full without approval of the laboratory.

| Mode : EHT20 106T | | | | | | | | |
|---|---|---|---|---|---|---|---|---|
| Band | Freq. [MHz] | CH. | 26dB Bandwidth [MHz] | | | 99% Occupied Bandwidth [MHz] | | |
| | | | RU Index : Low | RU Index : Mid | RU Index : High | RU Index : Low | RU Index : Mid | RU Index : High |
| | | | ANT2 | ANT2 | ANT2 | ANT2 | ANT2 | ANT2 |
| UNII1 | 5180 | 36 | 19.59 | - | 19.61 | 18.145 | - | 18.130 |
| | 5200 | 40 | 19.72 | - | 20.07 | 18.202 | - | 18.150 |
| | 5240 | 48 | 19.52 | - | 20.17 | 18.003 | - | 18.124 |
| UNII2A | 5260 | 52 | 19.59 | - | 19.77 | 18.190 | - | 18.154 |
| | 5300 | 60 | 19.68 | - | 19.91 | 18.146 | - | 18.146 |
| | 5320 | 64 | 19.55 | - | 20.17 | 18.203 | - | 18.150 |
| UNII2C | 5500 | 100 | 19.67 | - | 20.09 | 18.182 | - | 18.011 |
| | 5580 | 116 | 19.58 | - | 20.28 | 17.981 | - | 18.026 |
| | 5720 | 144 | 19.57 | - | 19.97 | 18.196 | - | 17.998 |
| UNII3 | 5745 | 149 | 19.58 | - | 20.14 | 18.177 | - | 18.115 |
| | 5785 | 157 | 19.51 | - | 19.87 | 18.215 | - | 18.127 |
| | 5825 | 165 | 19.64 | - | 19.99 | 18.212 | - | 18.003 |
| UNII4 | 5845 | 169 | 19.63 | - | 20.16 | 18.148 | - | 18.146 |
| | 5865 | 173 | 19.62 | - | 19.87 | 18.209 | - | 18.191 |
| | 5885 | 177 | 19.60 | - | 20.23 | 17.915 | - | 18.200 |

| Mode : EHT20 242T | | | | | | | | |
|---|---|---|---|---|---|---|---|---|
| Band | Freq. [MHz] | CH. | 26dB Bandwidth [MHz] | | | 99% Occupied Bandwidth [MHz] | | |
| | | | RU Index : Low | RU Index : Mid | RU Index : High | RU Index : Low | RU Index : Mid | RU Index : High |
| | | | ANT2 | ANT2 | ANT2 | ANT2 | ANT2 | ANT2 |
| UNII1 | 5180 | 36 | - | 21.00 | - | - | 19.033 | - |
| | 5200 | 40 | - | 20.89 | - | - | 19.043 | - |
| | 5240 | 48 | - | 21.03 | - | - | 19.025 | - |
| UNII2A | 5260 | 52 | - | 21.07 | - | - | 19.036 | - |
| | 5300 | 60 | - | 21.02 | - | - | 19.030 | - |
| | 5320 | 64 | - | 21.02 | - | - | 19.037 | - |
| UNII2C | 5500 | 100 | - | 20.92 | - | - | 19.033 | - |
| | 5580 | 116 | - | 21.00 | - | - | 19.029 | - |
| | 5720 | 144 | - | 20.99 | - | - | 19.032 | - |
| UNII3 | 5745 | 149 | - | 20.96 | - | - | 19.027 | - |
| | 5785 | 157 | - | 20.96 | - | - | 19.034 | - |
| | 5825 | 165 | - | 20.96 | - | - | 19.026 | - |
| UNII4 | 5845 | 169 | - | 20.96 | - | - | 19.040 | - |
| | 5865 | 173 | - | 20.98 | - | - | 19.031 | - |
| | 5885 | 177 | - | 20.85 | - | - | 19.022 | - |



The report shall not be (partly) reproduced except in full without approval of the laboratory.

| Mode : EHT20 SU | | | | | | | | |
|---|---|---|---|---|---|---|---|---|
| Band | Freq. [MHz] | CH. | 26dB Bandwidth [MHz] | | | 99% Occupied Bandwidth [MHz] | | |
| | | | RU Index : Low | RU Index : Mid | RU Index : High | RU Index : Low | RU Index : Mid | RU Index : High |
| | | | ANT2 | ANT2 | ANT2 | ANT2 | ANT2 | ANT2 |
| UNII1 | 5180 | 36 | - | 21.46 | - | - | 19.021 | - |
| | 5200 | 40 | - | 21.34 | - | - | 19.035 | - |
| | 5240 | 48 | - | 21.55 | - | - | 19.045 | - |
| UNII2A | 5260 | 52 | - | 21.27 | - | - | 19.016 | - |
| | 5300 | 60 | - | 21.54 | - | - | 19.032 | - |
| | 5320 | 64 | - | 21.28 | - | - | 19.053 | - |
| UNII2C | 5500 | 100 | - | 21.67 | - | - | 19.030 | - |
| | 5580 | 116 | - | 21.19 | - | - | 19.067 | - |
| | 5720 | 144 | - | 21.10 | - | - | 19.073 | - |
| UNII3 | 5745 | 149 | - | 21.52 | - | - | 19.027 | - |
| | 5785 | 157 | - | 21.35 | - | - | 19.025 | - |
| | 5825 | 165 | - | 21.45 | - | - | 19.025 | - |
| UNII4 | 5845 | 169 | - | 21.43 | - | - | 19.017 | - |
| | 5865 | 173 | - | 21.15 | - | - | 19.041 | - |
| | 5885 | 177 | - | 21.21 | - | - | 19.032 | - |

| Mode : EHT40 26T | | | | | | | | |
|---|---|---|---|---|---|---|---|---|
| Band | Freq. [MHz] | CH. | 26dB Bandwidth [MHz] | | | 99% Occupied Bandwidth [MHz] | | |
| | | | RU Index : Low | RU Index : Mid | RU Index : High | RU Index : Low | RU Index : Mid | RU Index : High |
| | | | ANT2 | ANT2 | ANT2 | ANT2 | ANT2 | ANT2 |
| UNII1 | 5190 | 38 | 20.17 | 21.76 | 20.28 | 18.347 | 20.029 | 18.520 |
| | 5230 | 46 | 20.27 | 22.06 | 20.52 | 18.353 | 20.091 | 18.491 |
| UNII2A | 5270 | 54 | 20.00 | 22.01 | 20.02 | 18.409 | 20.133 | 18.576 |
| | 5310 | 62 | 19.77 | 22.20 | 20.45 | 18.280 | 19.957 | 18.456 |
| UNII2C | 5510 | 102 | 20.34 | 21.89 | 21.01 | 18.285 | 19.933 | 18.635 |
| | 5550 | 110 | 19.27 | 21.71 | 22.74 | 17.760 | 20.056 | 18.571 |
| | 5710 | 142 | 19.87 | 22.46 | 20.49 | 18.322 | 19.968 | 18.543 |
| UNII3 | 5755 | 151 | 20.06 | 21.44 | 21.14 | 18.400 | 19.593 | 18.489 |
| | 5795 | 159 | 19.83 | 22.97 | 22.62 | 18.360 | 20.303 | 18.506 |
| UNII4 | 5835 | 167 | 19.60 | 22.01 | 20.40 | 18.377 | 20.092 | 18.650 |
| | 5875 | 175 | 19.98 | 21.13 | 20.63 | 18.268 | 19.466 | 18.596 |

| Mode : EHT40 52T | | | | | | | | |
|---|---|---|---|---|---|---|---|---|
| Band | Freq. [MHz] | CH. | 26dB Bandwidth [MHz] | | | 99% Occupied Bandwidth [MHz] | | |
| | | | RU Index : Low | RU Index : Mid | RU Index : High | RU Index : Low | RU Index : Mid | RU Index : High |
| | | | ANT2 | ANT2 | ANT2 | ANT2 | ANT2 | ANT2 |
| UNII1 | 5190 | 38 | 20.75 | 23.36 | 24.04 | 18.181 | 19.829 | 18.432 |
| | 5230 | 46 | 20.64 | 22.19 | 23.18 | 18.187 | 18.764 | 18.487 |
| UNII2A | 5270 | 54 | 20.47 | 22.05 | 22.80 | 17.636 | 19.757 | 18.366 |
| | 5310 | 62 | 20.51 | 23.38 | 22.73 | 18.173 | 19.907 | 18.431 |
| UNII2C | 5510 | 102 | 20.47 | 23.44 | 24.37 | 18.240 | 19.740 | 18.399 |
| | 5550 | 110 | 20.52 | 23.00 | 24.28 | 18.199 | 19.708 | 18.418 |
| | 5710 | 142 | 20.46 | 22.84 | 24.10 | 18.312 | 19.918 | 18.517 |
| UNII3 | 5755 | 151 | 20.90 | 23.70 | 25.41 | 18.244 | 19.825 | 17.632 |
| | 5795 | 159 | 20.96 | 23.63 | 24.00 | 18.232 | 19.472 | 17.499 |
| UNII4 | 5835 | 167 | 20.47 | 22.82 | 22.08 | 18.156 | 19.826 | 18.402 |
| | 5875 | 175 | 20.52 | 23.46 | 25.34 | 18.279 | 19.937 | 18.426 |



The report shall not be (partly) reproduced except in full without approval of the laboratory.

| Mode : EHT40 106T | | | | | | | | |
|---|---|---|---|---|---|---|---|---|
| Band | Freq. [MHz] | CH. | 26dB Bandwidth [MHz] | | | 99% Occupied Bandwidth [MHz] | | |
| | | | RU Index : Low | RU Index : Mid | RU Index : High | RU Index : Low | RU Index : Mid | RU Index : High |
| | | | ANT2 | ANT2 | ANT2 | ANT2 | ANT2 | ANT2 |
| UNII1 | 5190 | 38 | 31.35 | 30.67 | 27.70 | 18.075 | 19.369 | 18.256 |
| | 5230 | 46 | 31.45 | 30.68 | 26.52 | 17.995 | 19.862 | 18.263 |
| UNII2A | 5270 | 54 | 21.79 | 30.68 | 26.57 | 18.036 | 19.240 | 18.206 |
| | 5310 | 62 | 21.95 | 30.74 | 27.55 | 18.035 | 19.279 | 18.311 |
| UNII2C | 5510 | 102 | 31.32 | 30.44 | 26.34 | 17.550 | 19.309 | 18.167 |
| | 5550 | 110 | 22.01 | 30.78 | 26.10 | 18.076 | 19.294 | 18.265 |
| | 5710 | 142 | 31.03 | 30.60 | 26.30 | 18.091 | 19.306 | 18.203 |
| UNII3 | 5755 | 151 | 31.29 | 30.15 | 26.61 | 18.079 | 19.261 | 18.256 |
| | 5795 | 159 | 31.11 | 24.02 | 27.42 | 18.118 | 19.172 | 18.312 |
| UNII4 | 5835 | 167 | 31.35 | 30.00 | 26.38 | 18.031 | 19.297 | 18.228 |
| | 5875 | 175 | 23.00 | 30.75 | 26.54 | 18.031 | 19.288 | 18.253 |

| Mode : EHT40 242T | | | | | | | | |
|---|---|---|---|---|---|---|---|---|
| Band | Freq. [MHz] | CH. | 26dB Bandwidth [MHz] | | | 99% Occupied Bandwidth [MHz] | | |
| | | | RU Index : Low | RU Index : Mid | RU Index : High | RU Index : Low | RU Index : Mid | RU Index : High |
| | | | ANT2 | ANT2 | ANT2 | ANT2 | ANT2 | ANT2 |
| UNII1 | 5190 | 38 | 35.06 | - | 36.03 | 19.458 | - | 20.142 |
| | 5230 | 46 | 35.11 | - | 36.11 | 19.420 | - | 20.194 |
| UNII2A | 5270 | 54 | 35.07 | - | 36.58 | 19.383 | - | 20.374 |
| | 5310 | 62 | 34.88 | - | 35.80 | 19.404 | - | 20.198 |
| UNII2C | 5510 | 102 | 34.82 | - | 35.80 | 19.373 | - | 19.916 |
| | 5550 | 110 | 34.90 | - | 35.83 | 19.434 | - | 20.003 |
| | 5710 | 142 | 34.94 | - | 36.02 | 19.503 | - | 20.038 |
| UNII3 | 5755 | 151 | 34.84 | - | 35.92 | 19.463 | - | 19.588 |
| | 5795 | 159 | 34.84 | - | 35.94 | 19.461 | - | 20.203 |
| UNII4 | 5835 | 167 | 34.79 | - | 36.22 | 19.512 | - | 20.003 |
| | 5875 | 175 | 34.84 | - | 35.95 | 19.432 | - | 19.722 |

| Mode : EHT40 484T | | | | | | | | |
|---|---|---|---|---|---|---|---|---|
| Band | Freq. [MHz] | CH. | 26dB Bandwidth [MHz] | | | 99% Occupied Bandwidth [MHz] | | |
| | | | RU Index : Low | RU Index : Mid | RU Index : High | RU Index : Low | RU Index : Mid | RU Index : High |
| | | | ANT2 | ANT2 | ANT2 | ANT2 | ANT2 | ANT2 |
| UNII1 | 5190 | 38 | - | 41.50 | - | - | 38.014 | - |
| | 5230 | 46 | - | 41.70 | - | - | 37.990 | - |
| UNII2A | 5270 | 54 | - | 41.74 | - | - | 38.006 | - |
| | 5310 | 62 | - | 41.70 | - | - | 37.994 | - |
| UNII2C | 5510 | 102 | - | 41.70 | - | - | 38.017 | - |
| | 5550 | 110 | - | 41.71 | - | - | 37.993 | - |
| | 5710 | 142 | - | 41.62 | - | - | 37.974 | - |
| UNII3 | 5755 | 151 | - | 41.72 | - | - | 37.944 | - |
| | 5795 | 159 | - | 41.52 | - | - | 37.995 | - |
| UNII4 | 5835 | 167 | - | 41.52 | - | - | 37.998 | - |
| | 5875 | 175 | - | 41.90 | - | - | 37.977 | - |



The report shall not be (partly) reproduced except in full without approval of the laboratory.

| Mode : EHT40 SU | | | | | | | | |
|---|---|---|---|---|---|---|---|---|
| Band | Freq. [MHz] | CH. | 26dB Bandwidth [MHz] | | | 99% Occupied Bandwidth [MHz] | | |
| | | | RU Index : Low | RU Index : Mid | RU Index : High | RU Index : Low | RU Index : Mid | RU Index : High |
| | | | ANT2 | ANT2 | ANT2 | ANT2 | ANT2 | ANT2 |
| UNII1 | 5190 | 38 | - | 42.24 | - | - | 37.936 | - |
| | 5230 | 46 | - | 42.15 | - | - | 37.997 | - |
| UNII2A | 5270 | 54 | - | 42.00 | - | - | 37.980 | - |
| | 5310 | 62 | - | 42.06 | - | - | 37.981 | - |
| UNII2C | 5510 | 102 | - | 42.32 | - | - | 37.938 | - |
| | 5550 | 110 | - | 42.51 | - | - | 38.005 | - |
| | 5710 | 142 | - | 42.36 | - | - | 37.974 | - |
| UNII3 | 5755 | 151 | - | 42.34 | - | - | 37.959 | - |
| | 5795 | 159 | - | 42.00 | - | - | 37.955 | - |
| UNII4 | 5835 | 167 | - | 42.14 | - | - | 37.973 | - |
| | 5875 | 175 | - | 42.05 | - | - | 37.944 | - |

| Mode : EHT80 26T | | | | | | | | |
|---|---|---|---|---|---|---|---|---|
| Band | Freq. [MHz] | CH. | 26dB Bandwidth [MHz] | | | 99% Occupied Bandwidth [MHz] | | |
| | | | RU Index : Low | RU Index : Mid | RU Index : High | RU Index : Low | RU Index : Mid | RU Index : High |
| | | | ANT2 | ANT2 | ANT2 | ANT2 | ANT2 | ANT2 |
| UNII1 | 5210 | 42 | 23.34 | 25.40 | 23.17 | 20.104 | 21.515 | 20.231 |
| UNII2A | 5290 | 58 | 24.06 | 24.56 | 26.28 | 19.718 | 22.582 | 20.951 |
| UNII2C | 5530 | 106 | 22.03 | 25.13 | 22.41 | 20.165 | 22.076 | 20.069 |
| | 5610 | 122 | 23.44 | 25.65 | 22.42 | 20.188 | 21.592 | 20.412 |
| | 5690 | 138 | 22.70 | 26.79 | 24.75 | 19.943 | 21.700 | 20.468 |
| UNII3 | 5775 | 155 | 23.19 | 25.26 | 24.57 | 20.007 | 22.146 | 20.216 |
| UNII4 | 5855 | 171 | 24.68 | 25.19 | 23.84 | 20.591 | 22.363 | 20.392 |

| Mode : EHT80 52T | | | | | | | | |
|---|---|---|---|---|---|---|---|---|
| Band | Freq. [MHz] | CH. | 26dB Bandwidth [MHz] | | | 99% Occupied Bandwidth [MHz] | | |
| | | | RU Index : Low | RU Index : Mid | RU Index : High | RU Index : Low | RU Index : Mid | RU Index : High |
| | | | ANT2 | ANT2 | ANT2 | ANT2 | ANT2 | ANT2 |
| UNII1 | 5210 | 42 | 27.60 | 29.58 | 28.69 | 20.522 | 22.578 | 20.726 |
| UNII2A | 5290 | 58 | 26.65 | 30.85 | 27.41 | 20.223 | 22.892 | 20.434 |
| UNII2C | 5530 | 106 | 27.11 | 31.78 | 24.44 | 20.046 | 22.051 | 20.323 |
| | 5610 | 122 | 28.36 | 30.92 | 29.48 | 20.212 | 22.530 | 20.948 |
| | 5690 | 138 | 28.62 | 32.44 | 27.59 | 20.511 | 22.535 | 20.494 |
| UNII3 | 5775 | 155 | 29.19 | 29.57 | 27.70 | 20.189 | 22.297 | 19.945 |
| UNII4 | 5855 | 171 | 27.32 | 31.15 | 29.00 | 20.365 | 22.404 | 20.598 |

| Mode : EHT80 106T | | | | | | | | |
|---|---|---|---|---|---|---|---|---|
| Band | Freq. [MHz] | CH. | 26dB Bandwidth [MHz] | | | 99% Occupied Bandwidth [MHz] | | |
| | | | RU Index : Low | RU Index : Mid | RU Index : High | RU Index : Low | RU Index : Mid | RU Index : High |
| | | | ANT2 | ANT2 | ANT2 | ANT2 | ANT2 | ANT2 |
| UNII1 | 5210 | 42 | 29.03 | 34.55 | 30.05 | 19.501 | 22.679 | 19.606 |
| UNII2A | 5290 | 58 | 26.96 | 34.27 | 28.54 | 19.657 | 22.159 | 20.942 |
| UNII2C | 5530 | 106 | 29.81 | 32.88 | 29.58 | 20.435 | 20.787 | 19.804 |
| | 5610 | 122 | 29.20 | 33.21 | 28.12 | 19.454 | 21.389 | 20.013 |
| | 5690 | 138 | 28.54 | 33.04 | 28.44 | 19.637 | 21.951 | 20.416 |
| UNII3 | 5775 | 155 | 27.58 | 35.55 | 27.39 | 19.532 | 22.426 | 20.255 |
| UNII4 | 5855 | 171 | 29.19 | 33.65 | 27.61 | 19.950 | 21.832 | 20.717 |



The report shall not be (partly) reproduced except in full without approval of the laboratory.

| Mode : EHT80 242T | | | | | | | | |
|---|---|---|---|---|---|---|---|---|
| Band | Freq. [MHz] | CH. | 26dB Bandwidth [MHz] | | | 99% Occupied Bandwidth [MHz] | | |
| | | | RU Index : Low | RU Index : Mid | RU Index : High | RU Index : Low | RU Index : Mid | RU Index : High |
| | | | ANT2 | ANT2 | ANT2 | ANT2 | ANT2 | ANT2 |
| UNII1 | 5210 | 42 | 33.20 | 34.77 | 43.74 | 22.410 | 23.135 | 23.397 |
| UNII2A | 5290 | 58 | 33.78 | 34.23 | 33.17 | 22.857 | 23.859 | 23.218 |
| UNII2C | 5530 | 106 | 43.84 | 35.26 | 31.16 | 22.256 | 22.981 | 22.995 |
| | 5610 | 122 | 44.29 | 34.86 | 43.28 | 22.687 | 23.376 | 22.945 |
| | 5690 | 138 | 44.50 | 35.02 | 43.22 | 22.679 | 23.991 | 23.271 |
| UNII3 | 5775 | 155 | 44.67 | 35.98 | 43.38 | 22.685 | 23.391 | 22.654 |
| UNII4 | 5855 | 171 | 44.85 | 35.44 | 42.71 | 22.261 | 23.886 | 23.001 |

| Mode : EHT80 484T | | | | | | | | |
|---|---|---|---|---|---|---|---|---|
| Band | Freq. [MHz] | CH. | 26dB Bandwidth [MHz] | | | 99% Occupied Bandwidth [MHz] | | |
| | | | RU Index : Low | RU Index : Mid | RU Index : High | RU Index : Low | RU Index : Mid | RU Index : High |
| | | | ANT2 | ANT2 | ANT2 | ANT2 | ANT2 | ANT2 |
| UNII1 | 5210 | 42 | 69.44 | - | 72.63 | 53.915 | - | 44.763 |
| UNII2A | 5290 | 58 | 69.36 | - | 72.64 | 53.609 | - | 45.125 |
| UNII2C | 5530 | 106 | 69.09 | - | 72.53 | 54.261 | - | 44.283 |
| | 5610 | 122 | 69.61 | - | 71.60 | 54.587 | - | 43.517 |
| | 5690 | 138 | 68.93 | - | 71.72 | 54.627 | - | 44.016 |
| UNII3 | 5775 | 155 | 68.98 | - | 71.78 | 54.523 | - | 43.811 |
| UNII4 | 5855 | 171 | 69.43 | - | 72.46 | 54.740 | - | 44.612 |

| Mode : EHT80 996T | | | | | | | | |
|---|---|---|---|---|---|---|---|---|
| Band | Freq. [MHz] | CH. | 26dB Bandwidth [MHz] | | | 99% Occupied Bandwidth [MHz] | | |
| | | | RU Index : Low | RU Index : Mid | RU Index : High | RU Index : Low | RU Index : Mid | RU Index : High |
| | | | ANT2 | ANT2 | ANT2 | ANT2 | ANT2 | ANT2 |
| UNII1 | 5210 | 42 | - | 86.36 | - | - | 77.742 | - |
| UNII2A | 5290 | 58 | - | 86.48 | - | - | 77.720 | - |
| UNII2C | 5530 | 106 | - | 86.08 | - | - | 77.723 | - |
| | 5610 | 122 | - | 86.42 | - | - | 77.717 | - |
| | 5690 | 138 | - | 86.30 | - | - | 77.708 | - |
| UNII3 | 5775 | 155 | - | 85.98 | - | - | 77.677 | - |
| UNII4 | 5855 | 171 | - | 87.07 | - | - | 77.742 | - |

| Mode : EHT80 SU | | | | | | | | |
|---|---|---|---|---|---|---|---|---|
| Band | Freq. [MHz] | CH. | 26dB Bandwidth [MHz] | | | 99% Occupied Bandwidth [MHz] | | |
| | | | RU Index : Low | RU Index : Mid | RU Index : High | RU Index : Low | RU Index : Mid | RU Index : High |
| | | | ANT2 | ANT2 | ANT2 | ANT2 | ANT2 | ANT2 |
| UNII1 | 5210 | 42 | - | 87.74 | - | - | 77.947 | - |
| UNII2A | 5290 | 58 | - | 88.81 | - | - | 77.803 | - |
| UNII2C | 5530 | 106 | - | 87.05 | - | - | 77.775 | - |
| | 5610 | 122 | - | 86.99 | - | - | 77.665 | - |
| | 5690 | 138 | - | 87.28 | - | - | 77.935 | - |
| UNII3 | 5775 | 155 | - | 87.36 | - | - | 77.746 | - |
| UNII4 | 5855 | 171 | - | 88.12 | - | - | 77.885 | - |



The report shall not be (partly) reproduced except in full without approval of the laboratory.

| Mode : EHT160(80L) | | | | | | | | | |
|---|---|---|---|---|---|---|---|---|---|
| Band | Tone | Freq. [MHz] | CH. | 26dB Bandwidth [MHz] | | | 99% Occupied Bandwidth [MHz] | | |
| | | | | RU Index : Low | RU Index : Mid | RU Index : High | RU Index : Low | RU Index : Mid | RU Index : High |
| | | | | ANT2 | ANT2 | ANT2 | ANT2 | ANT2 | ANT2 |
| UNII 1-2A | 26T | 5250 | 50 | 24.35 | 29.78 | 28.71 | 22.462 | 25.411 | 25.373 |
| UNII 2C | | 5570 | 114 | 27.97 | 26.17 | 29.52 | 22.748 | 24.235 | 25.129 |
| UNII 3-4 | | 5815 | 163 | 27.04 | 24.62 | 27.57 | 22.777 | 24.540 | 26.538 |
| UNII 1-2A | 52T | 5250 | 50 | 29.68 | 37.22 | 32.74 | 23.259 | 26.363 | 26.799 |
| UNII 2C | | 5570 | 114 | 29.35 | 32.58 | 28.42 | 22.997 | 26.568 | 26.875 |
| UNII 3-4 | | 5815 | 163 | 28.12 | 27.96 | 29.19 | 22.990 | 24.194 | 27.292 |
| UNII 1-2A | 106T | 5250 | 50 | 39.44 | 42.08 | 35.64 | 26.350 | 26.702 | 25.662 |
| UNII 2C | | 5570 | 114 | 34.74 | 30.68 | 38.31 | 24.965 | 24.776 | 25.788 |
| UNII 3-4 | | 5815 | 163 | 33.94 | 36.54 | 37.23 | 26.036 | 25.592 | 25.837 |
| UNII 1-2A | 242T | 5250 | 50 | 41.37 | 71.71 | 42.07 | 28.688 | 29.572 | 26.148 |
| UNII 2C | | 5570 | 114 | 86.85 | 44.95 | 43.12 | 29.628 | 27.441 | 26.179 |
| UNII 3-4 | | 5815 | 163 | 43.48 | 70.88 | 43.00 | 29.447 | 27.714 | 26.956 |
| UNII 1-2A | 484T | 5250 | 50 | 86.88 | - | 102.30 | 44.908 | - | 48.629 |
| UNII 2C | | 5570 | 114 | 88.28 | - | 107.29 | 44.370 | - | 51.184 |
| UNII 3-4 | | 5815 | 163 | 66.51 | - | 108.44 | 45.147 | - | 50.077 |
| UNII 1-2A | 996T | 5250 | 50 | - | 138.80 | - | - | 79.877 | - |
| UNII 2C | | 5570 | 114 | - | 142.99 | - | - | 79.976 | - |
| UNII 3-4 | | 5815 | 163 | - | 140.89 | - | - | 81.221 | - |

| Mode : EHT160(80U) | | | | | | | | | |
|---|---|---|---|---|---|---|---|---|---|
| Band | Tone | Freq. [MHz] | CH. | 26dB Bandwidth [MHz] | | | 99% Occupied Bandwidth [MHz] | | |
| | | | | RU Index : Low | RU Index : Mid | RU Index : High | RU Index : Low | RU Index : Mid | RU Index : High |
| | | | | ANT2 | ANT2 | ANT2 | ANT2 | ANT2 | ANT2 |
| UNII 1-2A | 26T | 5250 | 50 | 27.88 | 27.55 | 28.95 | 25.706 | 27.519 | 24.387 |
| UNII 2C | | 5570 | 114 | 26.65 | 30.24 | 28.72 | 25.452 | 27.874 | 24.478 |
| UNII 3-4 | | 5815 | 163 | 26.85 | 26.41 | 28.09 | 24.729 | 27.805 | 24.817 |
| UNII 1-2A | 52T | 5250 | 50 | 36.83 | 36.98 | 27.12 | 28.224 | 29.718 | 25.559 |
| UNII 2C | | 5570 | 114 | 36.69 | 34.90 | 29.43 | 27.009 | 28.911 | 24.095 |
| UNII 3-4 | | 5815 | 163 | 36.25 | 33.68 | 31.15 | 27.831 | 28.799 | 24.766 |
| UNII 1-2A | 106T | 5250 | 50 | 31.77 | 41.66 | 33.55 | 26.706 | 30.796 | 23.511 |
| UNII 2C | | 5570 | 114 | 43.11 | 38.15 | 33.62 | 29.333 | 29.367 | 23.205 |
| UNII 3-4 | | 5815 | 163 | 39.27 | 37.29 | 34.32 | 26.368 | 29.367 | 23.968 |
| UNII 1-2A | 242T | 5250 | 50 | 51.35 | 47.57 | 86.01 | 33.090 | 29.410 | 29.336 |
| UNII 2C | | 5570 | 114 | 50.71 | 47.09 | 85.33 | 32.791 | 29.154 | 29.342 |
| UNII 3-4 | | 5815 | 163 | 49.80 | 49.10 | 85.10 | 33.212 | 28.648 | 29.863 |
| UNII 1-2A | 484T | 5250 | 50 | 94.49 | - | 86.88 | 52.315 | - | 51.876 |
| UNII 2C | | 5570 | 114 | 96.99 | - | 87.61 | 56.836 | - | 49.704 |
| UNII 3-4 | | 5815 | 163 | 93.96 | - | 85.93 | 51.983 | - | 50.484 |
| UNII 1-2A | 996T | 5250 | 50 | - | 130.91 | - | - | 84.079 | - |
| UNII 2C | | 5570 | 114 | - | 131.00 | - | - | 81.266 | - |
| UNII 3-4 | | 5815 | 163 | - | 129.05 | - | - | 80.874 | - |



The report shall not be (partly) reproduced except in full without approval of the laboratory.

| Mode : EHT160 | | | | | | | | | |
|---|---|---|---|---|---|---|---|---|---|
| Band | Tone | Freq. [MHz] | CH. | 26dB Bandwidth [MHz] | | | 99% Occupied Bandwidth [MHz] | | |
| | | | | RU Index : Low | RU Index : Mid | RU Index : High | RU Index : Low | RU Index : Mid | RU Index : High |
| | | | | ANT2 | ANT2 | ANT2 | ANT2 | ANT2 | ANT2 |
| UNII 1-2A | SU | 5250 | 50 | - | 171.5 | - | - | 157.01 | - |
| UNII 2C | | 5570 | 114 | - | 174.4 | - | - | 157.23 | - |
| UNII 3-4 | | 5815 | 163 | - | 175.0 | - | - | 157.04 | - |
| UNII 1-2A | 2x996T | 5250 | 50 | - | 172.3 | - | - | 156.78 | - |
| UNII 2C | | 5570 | 114 | - | 173.6 | - | - | 156.91 | - |
| UNII 3-4 | | 5815 | 163 | - | 173.1 | - | - | 156.79 | - |



The report shall not be (partly) reproduced except in full without approval of the laboratory.

▣ Test Plots

[Ant.1]

Bandwidth 20M Ch.149(5745 MHz) SU

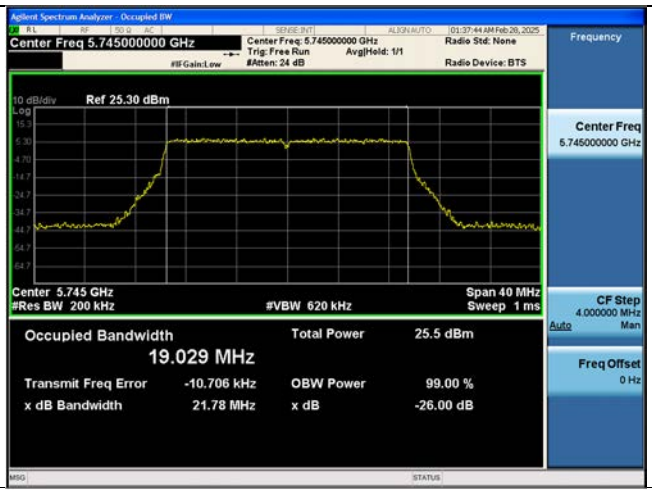


Bandwidth 40M Ch.159(5795 MHz) SU

Bandwidth 80M Ch.138(5690 MHz) SU

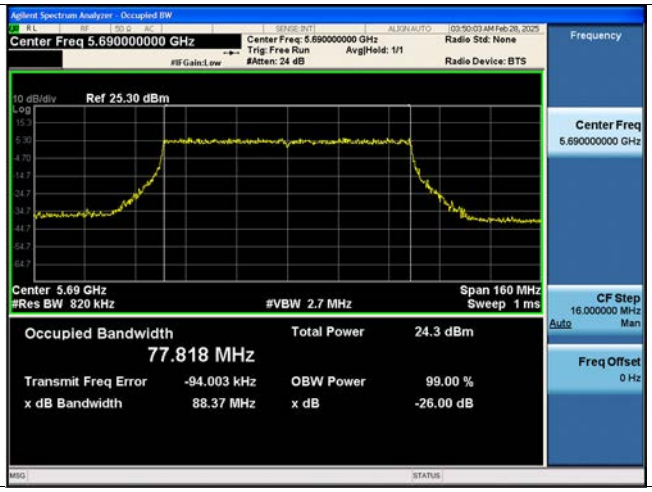


Bandwidth 160M Ch.163(5815 MHz) SU

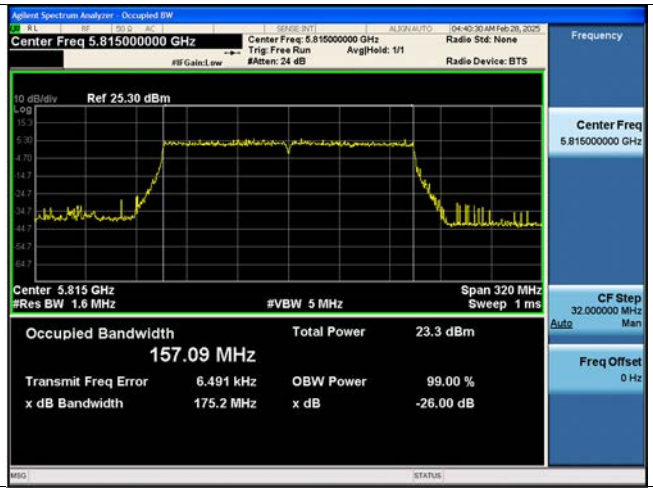


Note:

In order to simplify the report, attached plots were only the widest channel per channel bandwidth.



The report shall not be (partly) reproduced except in full without approval of the laboratory.

[Ant.2]

| Bandwidth 20M Ch.100(5500 MHz) SU | Bandwidth 40M Ch.110(5550 MHz) SU |
|---|---|
| | 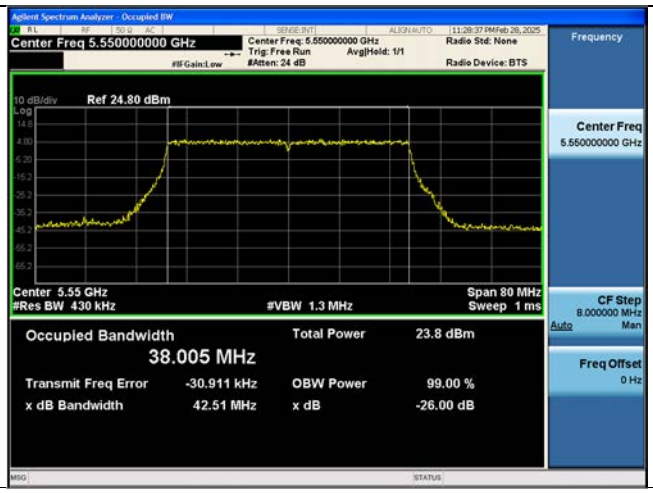 |
| Bandwidth 80M Ch.58(5290 MHz) SU | Bandwidth 160M 2x996Tone Ch.163(5815 MHz) SU |
| 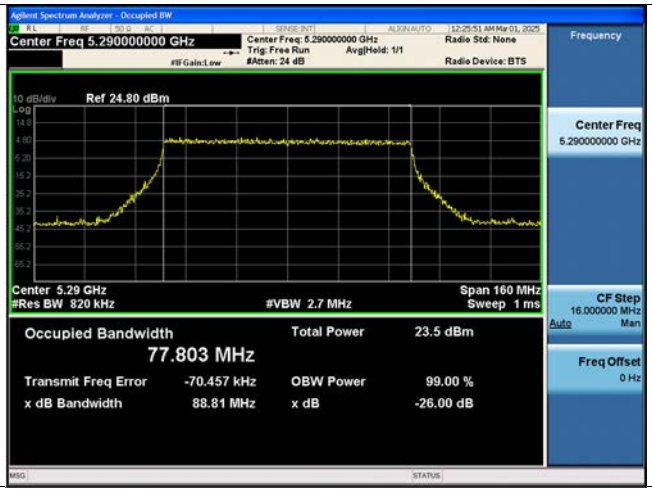 | 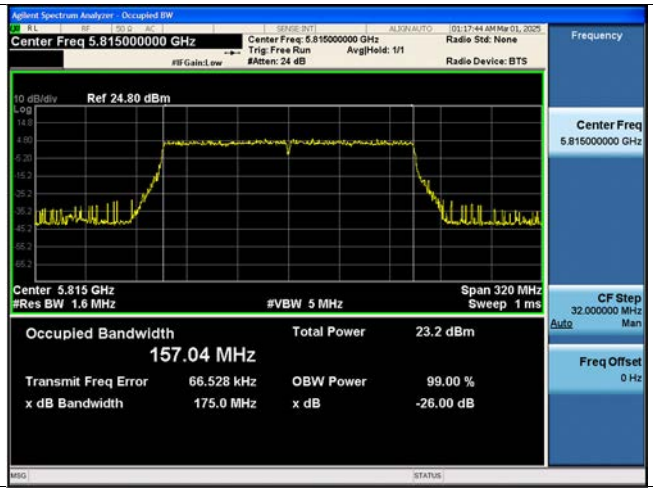 |



Note:

In order to simplify the report, attached plots were only the widest channel per channel bandwidth.



The report shall not be (partly) reproduced except in full without approval of the laboratory.

## 10.3 6 dB BANDWIDTH

# Limit : > 0.5 MHz

### 10.3.1 Ant.1

| Mode : EHT20 | | | | | | |
|---|---|---|---|---|---|---|
| Band | Tone | Freq. [MHz] | CH. | 6dB Bandwidth [MHz] | | |
| | | | | RU Index : Low | RU Index : Mid | RU Index : High |
| | | | | ANT1 | ANT1 | ANT1 |
| UNII3 | 26T | 5745 | 149 | 2.095 | 2.683 | 2.098 |
| | | 5785 | 157 | 2.056 | 2.638 | 2.108 |
| | | 5825 | 165 | 2.047 | 2.682 | 2.072 |
| UNII4 | | 5845 | 169 | 2.061 | 2.678 | 2.111 |
| | | 5865 | 173 | 2.084 | 2.648 | 2.088 |
| | | 5885 | 177 | 2.085 | 2.666 | 2.030 |
| UNII3 | 52T | 5745 | 149 | 15.74 | 15.05 | 17.00 |
| | | 5785 | 157 | 17.03 | 15.06 | 17.03 |
| | | 5825 | 165 | 17.06 | 13.80 | 15.76 |
| UNII4 | | 5845 | 169 | 17.01 | 15.04 | 17.00 |
| | | 5865 | 173 | 4.094 | 10.06 | 17.02 |
| | | 5885 | 177 | 14.54 | 15.05 | 17.00 |
| UNII3 | 106T | 5745 | 149 | 17.21 | - | 17.16 |
| | | 5785 | 157 | 17.21 | - | 17.12 |
| | | 5825 | 165 | 17.19 | - | 17.16 |
| UNII4 | | 5845 | 169 | 17.21 | - | 17.19 |
| | | 5865 | 173 | 17.21 | - | 17.19 |
| | | 5885 | 177 | 17.21 | - | 17.15 |
| UNII3 | 242T | 5745 | 149 | - | 19.05 | - |
| | | 5785 | 157 | - | 19.05 | - |
| | | 5825 | 165 | - | 19.03 | - |
| UNII4 | | 5845 | 169 | - | 19.05 | - |
| | | 5865 | 173 | - | 19.05 | - |
| | | 5885 | 177 | - | 19.05 | - |
| UNII3 | SU | 5745 | 149 | - | 19.06 | - |
| | | 5785 | 157 | - | 19.07 | - |
| | | 5825 | 165 | - | 19.05 | - |
| UNII4 | | 5845 | 169 | - | 19.09 | - |
| | | 5865 | 173 | - | 19.09 | - |
| | | 5885 | 177 | - | 19.06 | - |



The report shall not be (partly) reproduced except in full without approval of the laboratory.

| Mode : EHT40 | | | | | | |
|---|---|---|---|---|---|---|
| Band | Tone | Freq. [MHz] | CH. | 6dB Bandwidth [MHz] | | |
| | | | | RU Index : Low | RU Index : Mid | RU Index : High |
| | | | | ANT1 | ANT1 | ANT1 |
| UNII3 | 26T | 5755 | 151 | 2.154 | 2.110 | 2.161 |
| | | 5795 | 159 | 2.176 | 2.118 | 2.130 |
| UNII4 | | 5835 | 167 | 2.157 | 2.145 | 2.157 |
| | | 5875 | 175 | 2.158 | 2.150 | 2.144 |
| UNII3 | 52T | 5755 | 151 | 16.63 | 17.33 | 16.60 |
| | | 5795 | 159 | 6.616 | 17.34 | 14.08 |
| UNII4 | | 5835 | 167 | 16.62 | 17.38 | 16.62 |
| | | 5875 | 175 | 15.32 | 17.32 | 16.60 |
| UNII3 | 106T | 5755 | 151 | 16.66 | 17.30 | 16.67 |
| | | 5795 | 159 | 16.69 | 17.31 | 16.69 |
| UNII4 | | 5835 | 167 | 16.69 | 17.19 | 16.67 |
| | | 5875 | 175 | 16.66 | 17.38 | 16.68 |
| UNII3 | 242T | 5755 | 151 | 18.89 | - | 18.91 |
| | | 5795 | 159 | 18.89 | - | 18.90 |
| UNII4 | | 5835 | 167 | 18.89 | - | 18.91 |
| | | 5875 | 175 | 18.91 | - | 18.89 |
| UNII3 | 484T | 5755 | 151 | - | 38.33 | - |
| | | 5795 | 159 | - | 38.32 | - |
| UNII4 | | 5835 | 167 | - | 38.31 | - |
| | | 5875 | 175 | - | 38.32 | - |
| UNII3 | SU | 5755 | 151 | - | 38.25 | - |
| | | 5795 | 159 | - | 38.19 | - |
| UNII4 | | 5835 | 167 | - | 38.32 | - |
| | | 5875 | 175 | - | 38.19 | - |

| Mode : EHT80 | | | | | | |
|---|---|---|---|---|---|---|
| Band | Tone | Freq. [MHz] | CH. | 6dB Bandwidth [MHz] | | |
| | | | | RU Index : Low | RU Index : Mid | RU Index : High |
| | | | | ANT1 | ANT1 | ANT1 |
| UNII3 | 26T | 5775 | 155 | 2.234 | 2.250 | 2.216 |
| UNII4 | | 5855 | 171 | 2.257 | 2.245 | 2.229 |
| UNII3 | 52T | 5775 | 155 | 16.59 | 14.19 | 16.55 |
| UNII4 | | 5855 | 171 | 16.59 | 16.64 | 14.18 |
| UNII3 | 106T | 5775 | 155 | 16.83 | 16.73 | 17.89 |
| UNII4 | | 5855 | 171 | 16.85 | 16.85 | 16.82 |
| UNII3 | 242T | 5775 | 155 | 18.96 | 18.98 | 19.00 |
| UNII4 | | 5855 | 171 | 18.98 | 18.96 | 18.94 |
| UNII3 | 484T | 5775 | 155 | 38.31 | - | 38.24 |
| UNII4 | | 5855 | 171 | 38.31 | - | 38.24 |
| UNII3 | 996T | 5775 | 155 | - | 78.18 | - |
| UNII4 | | 5855 | 171 | - | 78.18 | - |
| UNII3 | SU | 5775 | 155 | - | 78.30 | - |
| UNII4 | | 5855 | 171 | - | 78.25 | - |


The report shall not be (partly) reproduced except in full without approval of the laboratory.

| Mode : EHT160(80L) | | | | | | |
|---|---|---|---|---|---|---|
| Band | Tone | Freq. [MHz] | CH. | 6dB Bandwidth [MHz] | | |
| | | | | RU Index : Low | RU Index : Mid | RU Index : High |
| | | | | ANT1 | ANT1 | ANT1 |
| UNII 3-4 | 26T | 5815 | 163 | 2.386 | 2.353 | 2.430 |
| UNII 3-4 | 52T | 5815 | 163 | 14.36 | 11.72 | 16.83 |
| UNII 3-4 | 106T | 5815 | 163 | 17.04 | 14.36 | 17.00 |
| UNII 3-4 | 242T | 5815 | 163 | 19.15 | 19.15 | 19.15 |
| UNII 3-4 | 484T | 5815 | 163 | 38.30 | - | 38.31 |
| UNII 3-4 | 996T | 5815 | 163 | - | 78.26 | - |

| Mode : EHT160(80U) | | | | | | |
|---|---|---|---|---|---|---|
| Band | Tone | Freq. [MHz] | CH. | 6dB Bandwidth [MHz] | | |
| | | | | RU Index : Low | RU Index : Mid | RU Index : High |
| | | | | ANT1 | ANT1 | ANT1 |
| UNII 3-4 | 26T | 5815 | 163 | 2.362 | 2.379 | 2.544 |
| UNII 3-4 | 52T | 5815 | 163 | 11.78 | 16.84 | 14.33 |
| UNII 3-4 | 106T | 5815 | 163 | 17.09 | 16.97 | 16.97 |
| UNII 3-4 | 242T | 5815 | 163 | 19.20 | 19.10 | 19.13 |
| UNII 3-4 | 484T | 5815 | 163 | 38.33 | - | 38.26 |
| UNII 3-4 | 996T | 5815 | 163 | - | 78.26 | - |

| Mode : EHT160 | | | | | | |
|---|---|---|---|---|---|---|
| Band | Tone | Freq. [MHz] | CH. | 6dB Bandwidth [MHz] | | |
| | | | | RU Index : Low | RU Index : Mid | RU Index : High |
| | | | | ANT1 | ANT1 | ANT1 |
| UNII 3-4 | SU | 5815 | 163 | - | 158.3 | - |
| UNII 3-4 | 2x996T | 5815 | 163 | - | 158.2 | - |



The report shall not be (partly) reproduced except in full without approval of the laboratory.

10.3.2 Ant.2

| Mode : EHT20 | | | | | | |
|---|---|---|---|---|---|---|
| Band | Tone | Freq. [MHz] | CH. | 6dB Bandwidth [MHz] | | |
| | | | | RU Index : Low | RU Index : Mid | RU Index : High |
| | | | | ANT2 | ANT2 | ANT2 |
| UNII3 | 26T | 5745 | 149 | 2.048 | 2.696 | 2.127 |
| | | 5785 | 157 | 2.040 | 2.632 | 2.064 |
| | | 5825 | 165 | 2.084 | 2.670 | 2.086 |
| UNII4 | | 5845 | 169 | 2.088 | 2.654 | 2.094 |
| | | 5865 | 173 | 2.112 | 2.674 | 2.026 |
| | | 5885 | 177 | 2.063 | 2.664 | 2.091 |
| UNII3 | 52T | 5745 | 149 | 14.52 | 13.85 | 17.00 |
| | | 5785 | 157 | 15.81 | 13.80 | 14.53 |
| | | 5825 | 165 | 17.03 | 13.85 | 17.00 |
| UNII4 | | 5845 | 169 | 15.75 | 15.10 | 15.79 |
| | | 5865 | 173 | 10.80 | 12.97 | 17.03 |
| | | 5885 | 177 | 14.50 | 13.86 | 16.96 |
| UNII3 | 106T | 5745 | 149 | 17.18 | - | 17.20 |
| | | 5785 | 157 | 17.22 | - | 17.17 |
| | | 5825 | 165 | 17.21 | - | 17.14 |
| UNII4 | | 5845 | 169 | 17.22 | - | 17.18 |
| | | 5865 | 173 | 17.21 | - | 17.20 |
| | | 5885 | 177 | 17.16 | - | 17.20 |
| UNII3 | 242T | 5745 | 149 | - | 19.06 | - |
| | | 5785 | 157 | - | 19.04 | - |
| | | 5825 | 165 | - | 19.06 | - |
| UNII4 | | 5845 | 169 | - | 19.05 | - |
| | | 5865 | 173 | - | 19.06 | - |
| | | 5885 | 177 | - | 19.05 | - |
| UNII3 | SU | 5745 | 149 | - | 19.08 | - |
| | | 5785 | 157 | - | 19.11 | - |
| | | 5825 | 165 | - | 19.05 | - |
| UNII4 | | 5845 | 169 | - | 19.02 | - |
| | | 5865 | 173 | - | 19.07 | - |
| | | 5885 | 177 | - | 19.06 | - |



The report shall not be (partly) reproduced except in full without approval of the laboratory.

| Mode : EHT40 | | | | | | |
|---|---|---|---|---|---|---|
| Band | Tone | Freq. [MHz] | CH. | 6dB Bandwidth [MHz] | | |
| | | | | RU Index : Low | RU Index : Mid | RU Index : High |
| | | | | ANT2 | ANT2 | ANT2 |
| UNII3 | 26T | 5755 | 151 | 2.151 | 2.153 | 2.164 |
| | | 5795 | 159 | 2.144 | 2.126 | 2.181 |
| UNII4 | | 5835 | 167 | 2.159 | 2.162 | 2.142 |
| | | 5875 | 175 | 2.163 | 2.126 | 2.131 |
| UNII3 | 52T | 5755 | 151 | 16.60 | 16.04 | 16.58 |
| | | 5795 | 159 | 16.61 | 12.29 | 15.38 |
| UNII4 | | 5835 | 167 | 15.33 | 17.33 | 15.40 |
| | | 5875 | 175 | 16.59 | 16.13 | 16.63 |
| UNII3 | 106T | 5755 | 151 | 16.68 | 17.36 | 16.64 |
| | | 5795 | 159 | 15.44 | 17.30 | 16.69 |
| UNII4 | | 5835 | 167 | 16.67 | 17.32 | 16.62 |
| | | 5875 | 175 | 16.68 | 17.32 | 16.63 |
| UNII3 | 242T | 5755 | 151 | 18.89 | - | 18.90 |
| | | 5795 | 159 | 18.89 | - | 18.90 |
| UNII4 | | 5835 | 167 | 18.89 | - | 18.91 |
| | | 5875 | 175 | 18.88 | - | 18.91 |
| UNII3 | 484T | 5755 | 151 | - | 38.28 | - |
| | | 5795 | 159 | - | 38.27 | - |
| UNII4 | | 5835 | 167 | - | 38.27 | - |
| | | 5875 | 175 | - | 38.30 | - |
| UNII3 | SU | 5755 | 151 | - | 38.28 | - |
| | | 5795 | 159 | - | 38.21 | - |
| UNII4 | | 5835 | 167 | - | 38.16 | - |
| | | 5875 | 175 | - | 38.22 | - |

| Mode : EHT80 | | | | | | |
|---|---|---|---|---|---|---|
| Band | Tone | Freq. [MHz] | CH. | 6dB Bandwidth [MHz] | | |
| | | | | RU Index : Low | RU Index : Mid | RU Index : High |
| | | | | ANT2 | ANT2 | ANT2 |
| UNII3 | 26T | 5775 | 155 | 2.242 | 2.230 | 2.229 |
| UNII4 | | 5855 | 171 | 2.245 | 2.245 | 2.293 |
| UNII3 | 52T | 5775 | 155 | 16.69 | 16.60 | 15.51 |
| UNII4 | | 5855 | 171 | 15.47 | 12.92 | 15.47 |
| UNII3 | 106T | 5775 | 155 | 16.85 | 16.84 | 16.81 |
| UNII4 | | 5855 | 171 | 16.83 | 16.85 | 16.83 |
| UNII3 | 242T | 5775 | 155 | 18.92 | 18.97 | 18.98 |
| UNII4 | | 5855 | 171 | 18.99 | 18.97 | 18.98 |
| UNII3 | 484T | 5775 | 155 | 38.30 | - | 38.25 |
| UNII4 | | 5855 | 171 | 38.31 | - | 38.24 |
| UNII3 | 996T | 5775 | 155 | - | 78.18 | - |
| UNII4 | | 5855 | 171 | - | 78.16 | - |
| UNII3 | SU | 5775 | 155 | - | 78.22 | - |
| UNII4 | | 5855 | 171 | - | 78.23 | - |



The report shall not be (partly) reproduced except in full without approval of the laboratory.

| Mode : EHT160(80L) | | | | | | |
|---|---|---|---|---|---|---|
| Band | Tone | Freq. [MHz] | CH. | 6dB Bandwidth [MHz] | | |
| | | | | RU Index : Low | RU Index : Mid | RU Index : High |
| | | | | ANT2 | ANT2 | ANT2 |
| UNII 3-4 | 26T | 5815 | 163 | 2.393 | 2.419 | 2.398 |
| UNII 3-4 | 52T | 5815 | 163 | 16.86 | 16.92 | 4.536 |
| UNII 3-4 | 106T | 5815 | 163 | 17.12 | 17.10 | 17.00 |
| UNII 3-4 | 242T | 5815 | 163 | 19.19 | 19.09 | 19.20 |
| UNII 3-4 | 484T | 5815 | 163 | 38.32 | - | 38.32 |
| UNII 3-4 | 996T | 5815 | 163 | - | 78.24 | - |

| Mode : EHT160(80U) | | | | | | |
|---|---|---|---|---|---|---|
| Band | Tone | Freq. [MHz] | CH. | 6dB Bandwidth [MHz] | | |
| | | | | RU Index : Low | RU Index : Mid | RU Index : High |
| | | | | ANT2 | ANT2 | ANT2 |
| UNII 3-4 | 26T | 5815 | 163 | 2.424 | 2.421 | 2.426 |
| UNII 3-4 | 52T | 5815 | 163 | 16.93 | 13.08 | 16.94 |
| UNII 3-4 | 106T | 5815 | 163 | 17.12 | 17.10 | 16.96 |
| UNII 3-4 | 242T | 5815 | 163 | 19.22 | 19.15 | 19.15 |
| UNII 3-4 | 484T | 5815 | 163 | 38.29 | - | 38.29 |
| UNII 3-4 | 996T | 5815 | 163 | - | 78.21 | - |

| Mode : EHT160 | | | | | | |
|---|---|---|---|---|---|---|
| Band | Tone | Freq. [MHz] | CH. | 6dB Bandwidth [MHz] | | |
| | | | | RU Index : Low | RU Index : Mid | RU Index : High |
| | | | | ANT2 | ANT2 | ANT2 |
| UNII 3-4 | SU | 5815 | 163 | - | 158.3 | - |
| UNII 3-4 | 2x996T | 5815 | 163 | - | 158.3 | - |



The report shall not be (partly) reproduced except in full without approval of the laboratory.

▣ Test Plots

[Ant.1]

Bandwidth 20M Ch.177(5885 MHz) 26Tones RU 8

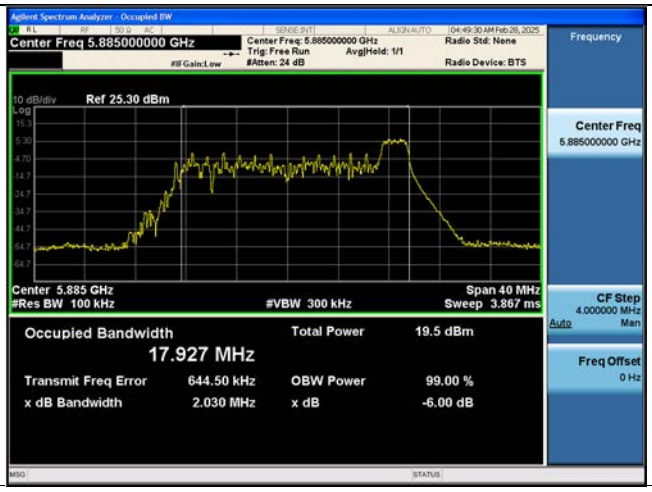


Bandwidth 40M Ch.151(5755 MHz) 26 Tones RU 9

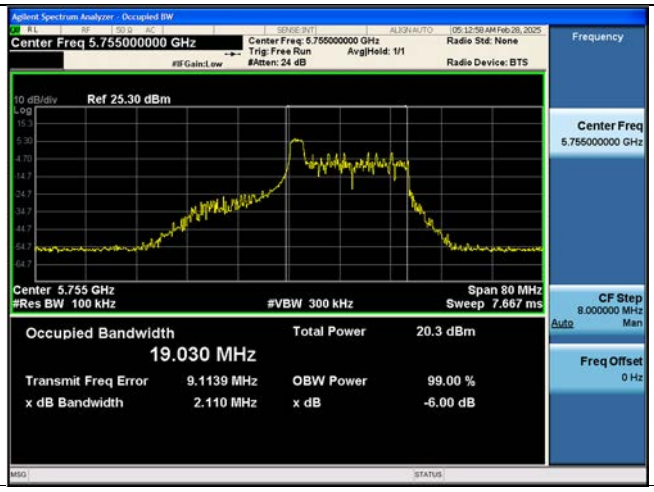


Bandwidth 80M Ch.155(5775 MHz) 26 Tones RU 36

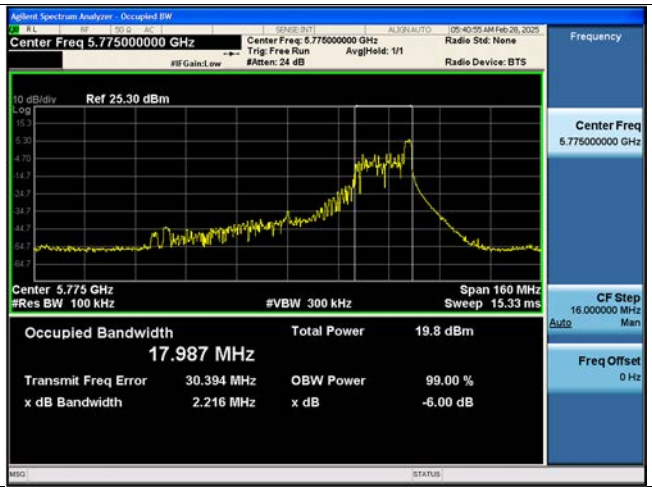


Bandwidth 160M_80L Ch.163(5815 MHz) 26 Tones RU 18

Note: In order to simplify the report, attached plots were only the narrowest channel.



The report shall not be (partly) reproduced except in full without approval of the laboratory.

[Ant.2]

Bandwidth 20M Ch.173(5865 MHz) 26Tones RU 8

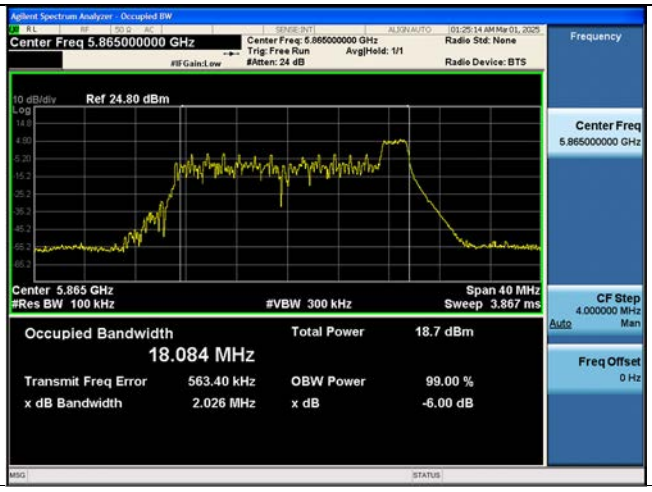


Bandwidth 40M Ch.175(5875 MHz) 26 Tones RU 9

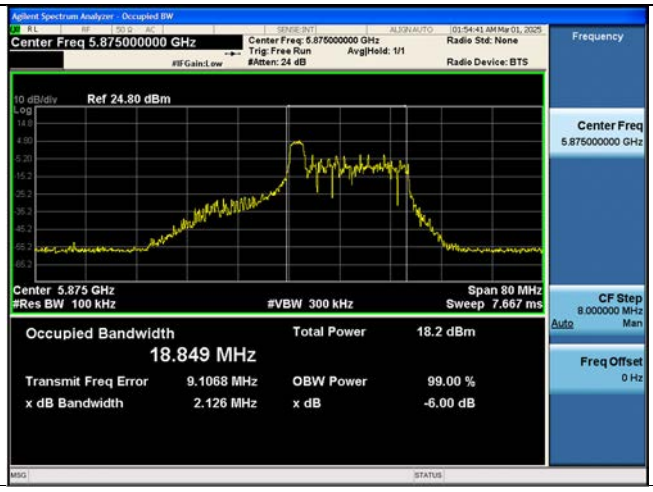


Bandwidth 80M Ch.155(5775 MHz) 26 Tones RU 36

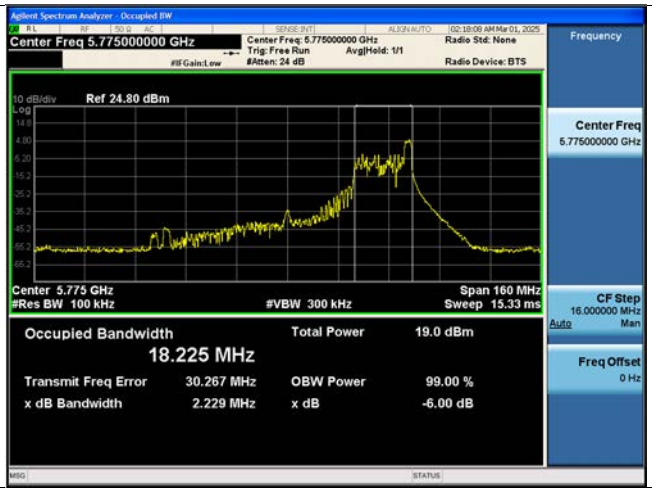


Bandwidth 160M_80L Ch.163(5815 MHz) 26 Tones RU 0

Note: In order to simplify the report, attached plots were only the narrowest channel.



The report shall not be (partly) reproduced except in full without approval of the laboratory.

## 10.4 OUTPUT POWER MEASUREMENT

Straddle channel data in the table below are for reporting purposes only.
Straddle channel data were added in section 10.6.3.

# Note : Maximum EIRP = Total Average Power(MIMO) + Ant Gain(Directional Gain)
# ANT Total Average Power [dBm] = Measured Power [dBm] + Duty Cycle Factor [dB]
# MIMO Total Average Power [dBm] = ANT1 Total Power [dBm] + ANT2 Total Power [dBm]

# Limit
(UNII 1) : 23.98 dBm
(UNII 2A, 2C) : 23.98 dBm or 11 dBm + 10 log B, (where B is the 26 dB emission bandwidth in megahertz.)
(UNII 3) : 30.00 dBm
(UNII 4) : EIRP 30.0 dBm/MHz
(UNII 3&4) : Worst limit 30.00 dBm ➔ UNII 4 Band Antenna Gain Negative


The report shall not be (partly) reproduced except in full without approval of the laboratory.

### 10.4.1 MIMO_CDD(Ant.1+ Ant.2)

[SRU]

| Mode : EHT20 26T | | | | | | | | | | | | | | | |
|---|---|---|---|---|---|---|---|---|---|---|---|---|---|---|---|
| Band | Freq. [MHz] | CH. | Total Average Power [dBm] | | | | | | | | | Ant1 gain | Ant2 gain | Directional Gain | Maximum EIRP |
| | | | RU Index : Low | | | RU Index : Mid | | | RU Index : High | | | | | | |
| | | | ANT1 | ANT2 | MIMO | ANT1 | ANT2 | MIMO | ANT1 | ANT2 | MIMO | [dBi] | [dBi] | [dBi] | [dBm] |
| UNII1 | 5180 | 36 | 9.20 | 8.62 | 11.93 | 9.00 | 8.30 | 11.68 | 9.54 | 8.63 | 12.12 | - | - | - | - |
| | 5200 | 40 | 9.36 | 8.62 | 12.02 | 9.17 | 8.27 | 11.75 | 9.62 | 8.57 | 12.14 | - | - | - | - |
| | 5240 | 48 | 9.44 | 8.77 | 12.13 | 9.18 | 8.01 | 11.64 | 9.66 | 8.31 | 12.05 | - | - | - | - |
| UNII2A | 5260 | 52 | 9.32 | 9.01 | 12.18 | 9.09 | 8.58 | 11.85 | 9.52 | 8.78 | 12.18 | - | - | - | - |
| | 5300 | 60 | 9.29 | 8.77 | 12.05 | 9.01 | 8.35 | 11.70 | 9.47 | 8.59 | 12.06 | - | - | - | - |
| | 5320 | 64 | 9.00 | 8.38 | 11.72 | 8.72 | 7.94 | 11.35 | 9.16 | 8.18 | 11.71 | - | - | - | - |
| UNII2C | 5500 | 100 | 9.23 | 8.53 | 11.90 | 8.96 | 8.12 | 11.57 | 9.38 | 8.43 | 11.94 | - | - | - | - |
| | 5580 | 116 | 9.62 | 8.70 | 12.19 | 9.33 | 8.31 | 11.86 | 9.74 | 8.67 | 12.25 | - | - | - | - |
| | 5720 | 144 | 9.25 | 8.38 | 11.85 | 8.92 | 8.09 | 11.53 | 9.27 | 8.43 | 11.88 | - | - | - | - |
| UNII3 | 5745 | 149 | 9.91 | 8.70 | 12.36 | 9.56 | 8.36 | 12.01 | 9.91 | 8.69 | 12.35 | - | - | - | - |
| | 5785 | 157 | 9.72 | 8.68 | 12.25 | 9.34 | 8.23 | 11.83 | 9.66 | 8.56 | 12.16 | - | - | - | - |
| | 5825 | 165 | 9.32 | 8.59 | 11.98 | 8.94 | 8.29 | 11.64 | 9.25 | 8.74 | 12.01 | - | - | - | - |
| UNII4 | 5845 | 169 | 9.74 | 9.28 | 12.52 | 9.34 | 9.04 | 12.20 | 9.63 | 9.47 | 12.56 | -7.59 | -7.21 | -4.39 | 8.17 |
| | 5865 | 173 | 9.50 | 9.42 | 12.47 | 9.10 | 9.13 | 12.13 | 9.45 | 9.51 | 12.49 | -7.59 | -7.21 | -4.39 | 8.10 |
| | 5885 | 177 | 9.59 | 8.43 | 12.06 | 9.24 | 8.10 | 11.72 | 9.57 | 8.40 | 12.04 | -7.59 | -7.21 | -4.39 | 7.67 |

| Mode : EHT20 52T | | | | | | | | | | | | | | | |
|---|---|---|---|---|---|---|---|---|---|---|---|---|---|---|---|
| Band | Freq. [MHz] | CH. | Total Average Power [dBm] | | | | | | | | | Ant1 gain | Ant2 gain | Directional Gain | Maximum EIRP |
| | | | RU Index : Low | | | RU Index : Mid | | | RU Index : High | | | | | | |
| | | | ANT1 | ANT2 | MIMO | ANT1 | ANT2 | MIMO | ANT1 | ANT2 | MIMO | [dBi] | [dBi] | [dBi] | [dBm] |
| UNII1 | 5180 | 36 | 12.20 | 11.91 | 15.07 | 12.07 | 11.68 | 14.89 | 12.41 | 11.84 | 15.15 | - | - | - | - |
| | 5200 | 40 | 12.29 | 11.85 | 15.08 | 12.19 | 11.64 | 14.93 | 12.52 | 11.81 | 15.19 | - | - | - | - |
| | 5240 | 48 | 12.44 | 11.87 | 15.18 | 12.31 | 11.62 | 14.99 | 12.62 | 11.76 | 15.23 | - | - | - | - |
| UNII2A | 5260 | 52 | 12.39 | 11.99 | 15.20 | 12.21 | 11.73 | 14.99 | 12.54 | 11.77 | 15.18 | - | - | - | - |
| | 5300 | 60 | 12.54 | 11.78 | 15.19 | 12.39 | 11.55 | 15.00 | 12.71 | 11.62 | 15.21 | - | - | - | - |
| | 5320 | 64 | 12.24 | 11.55 | 14.92 | 12.08 | 11.28 | 14.71 | 12.42 | 11.35 | 14.93 | - | - | - | - |
| UNII2C | 5500 | 100 | 12.50 | 11.53 | 15.05 | 12.33 | 11.32 | 14.86 | 12.62 | 11.48 | 15.10 | - | - | - | - |
| | 5580 | 116 | 12.66 | 11.89 | 15.30 | 12.48 | 11.73 | 15.13 | 12.77 | 11.85 | 15.35 | - | - | - | - |
| | 5720 | 144 | 12.40 | 11.44 | 14.96 | 12.21 | 11.24 | 14.76 | 12.42 | 11.51 | 15.00 | - | - | - | - |
| UNII3 | 5745 | 149 | 12.80 | 11.34 | 15.14 | 12.59 | 11.09 | 14.92 | 12.77 | 11.31 | 15.11 | - | - | - | - |
| | 5785 | 157 | 12.66 | 11.28 | 15.03 | 12.44 | 11.07 | 14.82 | 12.63 | 11.22 | 14.99 | - | - | - | - |
| | 5825 | 165 | 12.48 | 11.21 | 14.90 | 12.27 | 10.99 | 14.69 | 12.45 | 11.21 | 14.89 | - | - | - | - |
| UNII4 | 5845 | 169 | 12.86 | 12.01 | 15.47 | 12.61 | 11.80 | 15.23 | 12.71 | 12.09 | 15.42 | -7.59 | -7.21 | -4.39 | 11.08 |
| | 5865 | 173 | 12.64 | 12.05 | 15.37 | 12.39 | 11.88 | 15.16 | 12.50 | 12.15 | 15.34 | -7.59 | -7.21 | -4.39 | 10.98 |
| | 5885 | 177 | 12.47 | 11.46 | 15.00 | 12.24 | 11.25 | 14.78 | 12.38 | 11.44 | 14.95 | -7.59 | -7.21 | -4.39 | 10.61 |



The report shall not be (partly) reproduced except in full without approval of the laboratory.

| Mode : EHT20 106T | | | | | | | | | | | | | | | |
|---|---|---|---|---|---|---|---|---|---|---|---|---|---|---|---|
| Band | Freq. [MHz] | CH. | Total Average Power [dBm] | | | | | | | | | Ant1 gain | Ant2 gain | Directional Gain | Maximum EIRP |
| | | | RU Index : Low | | | RU Index : Mid | | | RU Index : High | | | | | | |
| | | | ANT1 | ANT2 | MIMO | ANT1 | ANT2 | MIMO | ANT1 | ANT2 | MIMO | [dBi] | [dBi] | [dBi] | [dBm] |
| UNII1 | 5180 | 36 | 14.77 | 14.46 | 17.63 | - | - | - | 14.98 | 14.45 | 17.73 | - | - | - | - |
| | 5200 | 40 | 14.94 | 14.43 | 17.70 | - | - | - | 15.09 | 14.39 | 17.76 | - | - | - | - |
| | 5240 | 48 | 15.22 | 14.64 | 17.95 | - | - | - | 15.36 | 14.54 | 17.98 | - | - | - | - |
| UNII2A | 5260 | 52 | 15.21 | 14.63 | 17.94 | - | - | - | 15.33 | 14.53 | 17.96 | - | - | - | - |
| | 5300 | 60 | 15.36 | 14.57 | 17.99 | - | - | - | 15.48 | 14.45 | 18.01 | - | - | - | - |
| | 5320 | 64 | 15.11 | 14.44 | 17.80 | - | - | - | 15.23 | 14.29 | 17.80 | - | - | - | - |
| UNII2C | 5500 | 100 | 15.28 | 14.57 | 17.95 | - | - | - | 15.36 | 14.51 | 17.97 | - | - | - | - |
| | 5580 | 116 | 15.17 | 14.85 | 18.02 | - | - | - | 15.21 | 14.84 | 18.04 | - | - | - | - |
| | 5720 | 144 | 15.15 | 14.91 | 18.04 | - | - | - | 15.10 | 14.91 | 18.02 | - | - | - | - |
| UNII3 | 5745 | 149 | 15.19 | 14.95 | 18.08 | - | - | - | 15.08 | 14.94 | 18.02 | - | - | - | - |
| | 5785 | 157 | 14.89 | 14.92 | 17.91 | - | - | - | 14.90 | 14.86 | 17.89 | - | - | - | - |
| | 5825 | 165 | 14.80 | 14.85 | 17.84 | - | - | - | 14.96 | 14.86 | 17.92 | - | - | - | - |
| UNII4 | 5845 | 169 | 15.41 | 15.10 | 18.27 | - | - | - | 15.43 | 15.13 | 18.29 | -7.59 | -7.21 | -4.39 | 13.90 |
| | 5865 | 173 | 15.33 | 15.15 | 18.25 | - | - | - | 15.29 | 15.21 | 18.26 | -7.59 | -7.21 | -4.39 | 13.87 |
| | 5885 | 177 | 15.92 | 14.68 | 18.35 | - | - | - | 15.86 | 14.67 | 18.32 | -7.59 | -7.21 | -4.39 | 13.96 |

| Mode : EHT20 242T | | | | | | | | | | | | | | | |
|---|---|---|---|---|---|---|---|---|---|---|---|---|---|---|---|
| Band | Freq. [MHz] | CH. | Total Average Power [dBm] | | | | | | | | | Ant1 gain | Ant2 gain | Directional Gain | Maximum EIRP |
| | | | RU Index : Low | | | RU Index : Mid | | | RU Index : High | | | | | | |
| | | | ANT1 | ANT2 | MIMO | ANT1 | ANT2 | MIMO | ANT1 | ANT2 | MIMO | [dBi] | [dBi] | [dBi] | [dBm] |
| UNII1 | 5180 | 36 | - | - | - | 17.19 | 16.72 | 19.97 | - | - | - | - | - | - | - |
| | 5200 | 40 | - | - | - | 17.28 | 16.69 | 20.01 | - | - | - | - | - | - | - |
| | 5240 | 48 | - | - | - | 17.51 | 16.62 | 20.10 | - | - | - | - | - | - | - |
| UNII2A | 5260 | 52 | - | - | - | 17.43 | 16.77 | 20.13 | - | - | - | - | - | - | - |
| | 5300 | 60 | - | - | - | 17.66 | 16.50 | 20.13 | - | - | - | - | - | - | - |
| | 5320 | 64 | - | - | - | 17.40 | 16.36 | 19.92 | - | - | - | - | - | - | - |
| UNII2C | 5500 | 100 | - | - | - | 17.59 | 16.51 | 20.09 | - | - | - | - | - | - | - |
| | 5580 | 116 | - | - | - | 17.46 | 16.69 | 20.10 | - | - | - | - | - | - | - |
| | 5720 | 144 | - | - | - | 17.11 | 16.74 | 19.94 | - | - | - | - | - | - | - |
| UNII3 | 5745 | 149 | - | - | - | 17.40 | 16.74 | 20.09 | - | - | - | - | - | - | - |
| | 5785 | 157 | - | - | - | 17.29 | 16.66 | 20.00 | - | - | - | - | - | - | - |
| | 5825 | 165 | - | - | - | 17.09 | 16.64 | 19.88 | - | - | - | - | - | - | - |
| UNII4 | 5845 | 169 | - | - | - | 17.43 | 17.27 | 20.36 | - | - | - | -7.59 | -7.21 | -4.39 | 15.97 |
| | 5865 | 173 | - | - | - | 17.22 | 17.34 | 20.29 | - | - | - | -7.59 | -7.21 | -4.39 | 15.90 |
| | 5885 | 177 | - | - | - | 17.67 | 16.69 | 20.22 | - | - | - | -7.59 | -7.21 | -4.39 | 15.83 |



The report shall not be (partly) reproduced except in full without approval of the laboratory.

Mode : EHT20 SU

| Band | Freq. [MHz] | CH. | Total Average Power [dBm] | | | | | | | | | Ant1 gain | Ant2 gain | Directional Gain | Maximum EIRP |
|---|---|---|---|---|---|---|---|---|---|---|---|---|---|---|---|
| | | | RU Index : Low | | | RU Index : Mid | | | RU Index : High | | | | | | |
| | | | ANT1 | ANT2 | MIMO | ANT1 | ANT2 | MIMO | ANT1 | ANT2 | MIMO | [dBi] | [dBi] | [dBi] | [dBm] |
| UNII1 | 5180 | 36 | - | - | - | 17.22 | 16.71 | 19.99 | - | - | - | - | - | - | - |
| | 5200 | 40 | - | - | - | 17.31 | 16.69 | 20.02 | - | - | - | - | - | - | - |
| | 5240 | 48 | - | - | - | 17.55 | 16.75 | 20.18 | - | - | - | - | - | - | - |
| UNII2A | 5260 | 52 | - | - | - | 17.53 | 16.73 | 20.16 | - | - | - | - | - | - | - |
| | 5300 | 60 | - | - | - | 17.69 | 16.65 | 20.21 | - | - | - | - | - | - | - |
| | 5320 | 64 | - | - | - | 17.44 | 16.59 | 20.05 | - | - | - | - | - | - | - |
| UNII2C | 5500 | 100 | - | - | - | 17.58 | 16.77 | 20.20 | - | - | - | - | - | - | - |
| | 5580 | 116 | - | - | - | 17.48 | 16.88 | 20.20 | - | - | - | - | - | - | - |
| | 5720 | 144 | - | - | - | 17.05 | 17.01 | 20.04 | - | - | - | - | - | - | - |
| UNII3 | 5745 | 149 | - | - | - | 17.44 | 16.94 | 20.21 | - | - | - | - | - | - | - |
| | 5785 | 157 | - | - | - | 17.36 | 16.90 | 20.15 | - | - | - | - | - | - | - |
| | 5825 | 165 | - | - | - | 17.17 | 16.85 | 20.02 | - | - | - | - | - | - | - |
| UNII4 | 5845 | 169 | - | - | - | 17.02 | 16.90 | 19.97 | - | - | - | -7.59 | -7.21 | -4.39 | 15.58 |
| | 5865 | 173 | - | - | - | 16.81 | 16.75 | 19.79 | - | - | - | -7.59 | -7.21 | -4.39 | 15.40 |
| | 5885 | 177 | - | - | - | 17.27 | 16.04 | 19.71 | - | - | - | -7.59 | -7.21 | -4.39 | 15.32 |

Mode : EHT40 26T

| Band | Freq. [MHz] | CH. | Total Average Power [dBm] | | | | | | | | | Ant1 gain | Ant2 gain | Directional Gain | Maximum EIRP |
|---|---|---|---|---|---|---|---|---|---|---|---|---|---|---|---|
| | | | RU Index : Low | | | RU Index : Mid | | | RU Index : High | | | | | | |
| | | | ANT1 | ANT2 | MIMO | ANT1 | ANT2 | MIMO | ANT1 | ANT2 | MIMO | [dBi] | [dBi] | [dBi] | [dBm] |
| UNII1 | 5190 | 38 | 8.99 | 8.06 | 11.56 | 8.98 | 7.90 | 11.48 | 9.34 | 7.96 | 11.71 | - | - | - | - |
| | 5230 | 46 | 9.02 | 8.10 | 11.59 | 9.04 | 8.05 | 11.58 | 9.40 | 8.03 | 11.78 | - | - | - | - |
| UNII2A | 5270 | 54 | 9.08 | 8.69 | 11.90 | 8.98 | 8.53 | 11.77 | 9.38 | 8.42 | 11.94 | - | - | - | - |
| | 5310 | 62 | 9.11 | 8.51 | 11.83 | 8.98 | 8.33 | 11.68 | 9.30 | 8.25 | 11.82 | - | - | - | - |
| UNII2C | 5510 | 102 | 9.24 | 7.99 | 11.67 | 9.11 | 7.84 | 11.53 | 9.41 | 7.97 | 11.76 | - | - | - | - |
| | 5550 | 110 | 9.05 | 8.36 | 11.73 | 8.93 | 8.25 | 11.61 | 9.18 | 8.33 | 11.79 | - | - | - | - |
| | 5710 | 142 | 9.04 | 8.45 | 11.77 | 8.89 | 8.35 | 11.64 | 9.07 | 8.59 | 11.85 | - | - | - | - |
| UNII3 | 5755 | 151 | 9.70 | 8.40 | 12.11 | 9.56 | 8.28 | 11.97 | 9.71 | 8.49 | 12.15 | - | - | - | - |
| | 5795 | 159 | 9.30 | 8.48 | 11.92 | 9.16 | 8.35 | 11.78 | 9.29 | 8.53 | 11.93 | - | - | - | - |
| UNII4 | 5835 | 167 | 9.61 | 9.11 | 12.38 | 9.44 | 8.98 | 12.22 | 9.49 | 9.06 | 12.29 | -7.59 | -7.21 | -4.39 | 7.99 |
| | 5875 | 175 | 9.28 | 8.69 | 12.01 | 9.01 | 8.40 | 11.73 | 9.10 | 8.45 | 11.80 | -7.59 | -7.21 | -4.39 | 7.62 |

Mode : EHT40 52T

| Band | Freq. [MHz] | CH. | Total Average Power [dBm] | | | | | | | | | Ant1 gain | Ant2 gain | Directional Gain | Maximum EIRP |
|---|---|---|---|---|---|---|---|---|---|---|---|---|---|---|---|
| | | | RU Index : Low | | | RU Index : Mid | | | RU Index : High | | | | | | |
| | | | ANT1 | ANT2 | MIMO | ANT1 | ANT2 | MIMO | ANT1 | ANT2 | MIMO | [dBi] | [dBi] | [dBi] | [dBm] |
| UNII1 | 5190 | 38 | 12.03 | 11.43 | 14.75 | 11.94 | 11.24 | 14.61 | 12.32 | 11.33 | 14.87 | - | - | - | - |
| | 5230 | 46 | 12.08 | 11.39 | 14.76 | 12.07 | 11.28 | 14.70 | 12.46 | 11.33 | 14.94 | - | - | - | - |
| UNII2A | 5270 | 54 | 12.22 | 11.59 | 14.93 | 12.06 | 11.38 | 14.74 | 12.44 | 11.42 | 14.97 | - | - | - | - |
| | 5310 | 62 | 12.41 | 11.54 | 15.01 | 12.25 | 11.35 | 14.83 | 12.60 | 11.32 | 15.02 | - | - | - | - |
| UNII2C | 5510 | 102 | 12.29 | 10.68 | 14.57 | 12.13 | 10.48 | 14.40 | 12.44 | 10.61 | 14.63 | - | - | - | - |
| | 5550 | 110 | 12.10 | 11.33 | 14.74 | 11.92 | 11.16 | 14.56 | 12.22 | 11.30 | 14.79 | - | - | - | - |
| | 5710 | 142 | 12.10 | 11.41 | 14.78 | 11.90 | 11.28 | 14.61 | 12.06 | 11.51 | 14.81 | - | - | - | - |
| UNII3 | 5755 | 151 | 12.54 | 11.08 | 14.88 | 12.34 | 10.91 | 14.69 | 12.52 | 11.17 | 14.91 | - | - | - | - |
| | 5795 | 159 | 12.34 | 11.17 | 14.81 | 12.17 | 10.99 | 14.63 | 12.29 | 11.17 | 14.78 | - | - | - | - |
| UNII4 | 5835 | 167 | 12.56 | 11.97 | 15.29 | 12.36 | 11.74 | 15.07 | 12.46 | 11.88 | 15.19 | -7.59 | -7.21 | -4.39 | 10.90 |
| | 5875 | 175 | 12.23 | 11.93 | 15.09 | 11.98 | 11.62 | 14.82 | 12.14 | 11.69 | 14.93 | -7.59 | -7.21 | -4.39 | 10.70 |



The report shall not be (partly) reproduced except in full without approval of the laboratory.

Mode : EHT40 106T

| Band | Freq. [MHz] | CH. | Total Average Power [dBm] | | | | | | | | | Ant1 gain | Ant2 gain | Directional Gain | Maximum EIRP |
|---|---|---|---|---|---|---|---|---|---|---|---|---|---|---|---|
| | | | RU Index : Low | | | RU Index : Mid | | | RU Index : High | | | | | | |
| | | | ANT1 | ANT2 | MIMO | ANT1 | ANT2 | MIMO | ANT1 | ANT2 | MIMO | [dBi] | [dBi] | [dBi] | [dBm] |
| UNII1 | 5190 | 38 | 14.79 | 14.37 | 17.60 | 14.79 | 14.20 | 17.52 | 15.06 | 14.32 | 17.72 | - | - | - | - |
| | 5230 | 46 | 15.01 | 14.50 | 17.77 | 15.02 | 14.31 | 17.69 | 15.29 | 14.45 | 17.90 | - | - | - | - |
| UNII2A | 5270 | 54 | 15.17 | 14.53 | 17.87 | 15.14 | 14.27 | 17.73 | 15.35 | 14.40 | 17.91 | - | - | - | - |
| | 5310 | 62 | 15.34 | 14.46 | 17.93 | 15.32 | 14.20 | 17.81 | 15.49 | 14.31 | 17.95 | - | - | - | - |
| UNII2C | 5510 | 102 | 15.10 | 14.72 | 17.92 | 15.02 | 14.51 | 17.78 | 15.24 | 14.72 | 18.00 | - | - | - | - |
| | 5550 | 110 | 15.19 | 14.58 | 17.91 | 15.13 | 14.43 | 17.80 | 15.27 | 14.59 | 17.95 | - | - | - | - |
| | 5710 | 142 | 15.04 | 15.02 | 18.04 | 14.88 | 14.92 | 17.91 | 15.01 | 15.10 | 18.06 | - | - | - | - |
| UNII3 | 5755 | 151 | 15.22 | 14.85 | 18.05 | 14.98 | 14.70 | 17.85 | 15.07 | 14.84 | 17.97 | - | - | - | - |
| | 5795 | 159 | 14.84 | 14.87 | 17.86 | 14.70 | 14.63 | 17.67 | 14.97 | 14.69 | 17.84 | - | - | - | - |
| UNII4 | 5835 | 167 | 15.23 | 14.92 | 18.09 | 15.17 | 14.78 | 17.99 | 15.41 | 14.94 | 18.19 | -7.59 | -7.21 | -4.39 | 13.80 |
| | 5875 | 175 | 15.22 | 14.85 | 18.05 | 15.08 | 14.72 | 17.92 | 15.19 | 14.93 | 18.07 | -7.59 | -7.21 | -4.39 | 13.68 |

Mode : EHT40 242T

| Band | Freq. [MHz] | CH. | Total Average Power [dBm] | | | | | | | | | Ant1 gain | Ant2 gain | Directional Gain | Maximum EIRP |
|---|---|---|---|---|---|---|---|---|---|---|---|---|---|---|---|
| | | | RU Index : Low | | | RU Index : Mid | | | RU Index : High | | | | | | |
| | | | ANT1 | ANT2 | MIMO | ANT1 | ANT2 | MIMO | ANT1 | ANT2 | MIMO | [dBi] | [dBi] | [dBi] | [dBm] |
| UNII1 | 5190 | 38 | 16.77 | 16.26 | 19.53 | - | - | - | 16.87 | 16.25 | 19.58 | - | - | - | - |
| | 5230 | 46 | 16.97 | 16.19 | 19.61 | - | - | - | 17.09 | 16.24 | 19.70 | - | - | - | - |
| UNII2A | 5270 | 54 | 16.93 | 16.36 | 19.66 | - | - | - | 16.95 | 16.35 | 19.67 | - | - | - | - |
| | 5310 | 62 | 17.20 | 16.12 | 19.70 | - | - | - | 17.23 | 16.10 | 19.71 | - | - | - | - |
| UNII2C | 5510 | 102 | 16.94 | 16.30 | 19.64 | - | - | - | 16.97 | 16.32 | 19.67 | - | - | - | - |
| | 5550 | 110 | 17.03 | 16.28 | 19.68 | - | - | - | 17.04 | 16.35 | 19.72 | - | - | - | - |
| | 5710 | 142 | 16.88 | 16.73 | 19.81 | - | - | - | 16.88 | 16.77 | 19.83 | - | - | - | - |
| UNII3 | 5755 | 151 | 17.03 | 16.40 | 19.74 | - | - | - | 16.98 | 16.40 | 19.71 | - | - | - | - |
| | 5795 | 159 | 16.68 | 16.33 | 19.52 | - | - | - | 16.61 | 16.28 | 19.46 | - | - | - | - |
| UNII4 | 5835 | 167 | 17.11 | 17.09 | 20.11 | - | - | - | 17.29 | 17.05 | 20.18 | -7.59 | -7.21 | -4.39 | 15.79 |
| | 5875 | 175 | 17.02 | 16.48 | 19.77 | - | - | - | 16.99 | 16.53 | 19.78 | -7.59 | -7.21 | -4.39 | 15.39 |

Mode : EHT40 484T

| Band | Freq. [MHz] | CH. | Total Average Power [dBm] | | | | | | | | | Ant1 gain | Ant2 gain | Directional Gain | Maximum EIRP |
|---|---|---|---|---|---|---|---|---|---|---|---|---|---|---|---|
| | | | RU Index : Low | | | RU Index : Mid | | | RU Index : High | | | | | | |
| | | | ANT1 | ANT2 | MIMO | ANT1 | ANT2 | MIMO | ANT1 | ANT2 | MIMO | [dBi] | [dBi] | [dBi] | [dBm] |
| UNII1 | 5190 | 38 | - | - | - | 14.34 | 13.86 | 17.11 | - | - | - | - | - | - | - |
| | 5230 | 46 | - | - | - | 16.91 | 16.30 | 19.63 | - | - | - | - | - | - | - |
| UNII2A | 5270 | 54 | - | - | - | 16.94 | 16.45 | 19.71 | - | - | - | - | - | - | - |
| | 5310 | 62 | - | - | - | 15.28 | 14.24 | 17.80 | - | - | - | - | - | - | - |
| UNII2C | 5510 | 102 | - | - | - | 16.16 | 15.43 | 18.82 | - | - | - | - | - | - | - |
| | 5550 | 110 | - | - | - | 17.04 | 16.34 | 19.72 | - | - | - | - | - | - | - |
| | 5710 | 142 | - | - | - | 16.87 | 16.82 | 19.86 | - | - | - | - | - | - | - |
| UNII3 | 5755 | 151 | - | - | - | 17.03 | 16.42 | 19.74 | - | - | - | - | - | - | - |
| | 5795 | 159 | - | - | - | 16.69 | 16.35 | 19.54 | - | - | - | - | - | - | - |
| UNII4 | 5835 | 167 | - | - | - | 17.35 | 17.08 | 20.22 | - | - | - | -7.59 | -7.21 | -4.39 | 15.83 |
| | 5875 | 175 | - | - | - | 17.10 | 16.51 | 19.82 | - | - | - | -7.59 | -7.21 | -4.39 | 15.43 |



The report shall not be (partly) reproduced except in full without approval of the laboratory.

Mode : EHT40 SU

| Band | Freq. [MHz] | CH. | Total Average Power [dBm] | | | | | | | | | Ant1 gain | Ant2 gain | Directional Gain | Maximum EIRP |
|---|---|---|---|---|---|---|---|---|---|---|---|---|---|---|---|
| | | | RU Index : Low | | | RU Index : Mid | | | RU Index : High | | | | | | |
| | | | ANT1 | ANT2 | MIMO | ANT1 | ANT2 | MIMO | ANT1 | ANT2 | MIMO | [dBi] | [dBi] | [dBi] | [dBm] |
| UNII1 | 5190 | 38 | - | - | - | 14.57 | 13.71 | 17.17 | - | - | - | - | - | - | - |
| | 5230 | 46 | - | - | - | 17.40 | 16.55 | 20.01 | - | - | - | - | - | - | - |
| UNII2A | 5270 | 54 | - | - | - | 17.48 | 16.55 | 20.05 | - | - | - | - | - | - | - |
| | 5310 | 62 | - | - | - | 17.11 | 15.96 | 19.58 | - | - | - | - | - | - | - |
| UNII2C | 5510 | 102 | - | - | - | 15.79 | 15.09 | 18.47 | - | - | - | - | - | - | - |
| | 5550 | 110 | - | - | - | 17.39 | 16.53 | 19.99 | - | - | - | - | - | - | - |
| | 5710 | 142 | - | - | - | 17.26 | 17.11 | 20.20 | - | - | - | - | - | - | - |
| UNII3 | 5755 | 151 | - | - | - | 17.31 | 16.80 | 20.07 | - | - | - | - | - | - | - |
| | 5795 | 159 | - | - | - | 17.03 | 16.81 | 19.93 | - | - | - | - | - | - | - |
| UNII4 | 5835 | 167 | - | - | - | 17.05 | 16.77 | 19.92 | - | - | - | -7.59 | -7.21 | -4.39 | 15.53 |
| | 5875 | 175 | - | - | - | 16.84 | 16.19 | 19.54 | - | - | - | -7.59 | -7.21 | -4.39 | 15.15 |

Mode : EHT80 26T

| Band | Freq. [MHz] | CH. | Total Average Power [dBm] | | | | | | | | | Ant1 gain | Ant2 gain | Directional Gain | Maximum EIRP |
|---|---|---|---|---|---|---|---|---|---|---|---|---|---|---|---|
| | | | RU Index : Low | | | RU Index : Mid | | | RU Index : High | | | | | | |
| | | | ANT1 | ANT2 | MIMO | ANT1 | ANT2 | MIMO | ANT1 | ANT2 | MIMO | [dBi] | [dBi] | [dBi] | [dBm] |
| UNII1 | 5210 | 42 | 8.38 | 7.85 | 11.13 | 8.56 | 7.82 | 11.22 | 8.90 | 7.72 | 11.36 | - | - | - | - |
| UNII2A | 5290 | 58 | 8.54 | 8.34 | 11.45 | 8.61 | 8.29 | 11.46 | 8.81 | 8.02 | 11.44 | - | - | - | - |
| UNII2C | 5530 | 106 | 8.95 | 8.34 | 11.67 | 9.03 | 8.39 | 11.73 | 9.15 | 8.33 | 11.77 | - | - | - | - |
| | 5610 | 122 | 8.94 | 8.17 | 11.58 | 9.06 | 8.29 | 11.70 | 9.01 | 8.29 | 11.67 | - | - | - | - |
| | 5690 | 138 | 8.62 | 8.30 | 11.47 | 8.66 | 8.34 | 11.51 | 8.65 | 8.40 | 11.53 | - | - | - | - |
| UNII3 | 5775 | 155 | 9.08 | 8.24 | 11.69 | 9.05 | 8.17 | 11.64 | 8.89 | 8.08 | 11.52 | - | - | - | - |
| UNII4 | 5855 | 171 | 9.26 | 8.96 | 12.12 | 9.24 | 8.93 | 12.10 | 8.99 | 8.67 | 11.84 | -7.59 | -7.21 | -4.39 | 7.73 |

Mode : EHT80 52T

| Band | Freq. [MHz] | CH. | Total Average Power [dBm] | | | | | | | | | Ant1 gain | Ant2 gain | Directional Gain | Maximum EIRP |
|---|---|---|---|---|---|---|---|---|---|---|---|---|---|---|---|
| | | | RU Index : Low | | | RU Index : Mid | | | RU Index : High | | | | | | |
| | | | ANT1 | ANT2 | MIMO | ANT1 | ANT2 | MIMO | ANT1 | ANT2 | MIMO | [dBi] | [dBi] | [dBi] | [dBm] |
| UNII1 | 5210 | 42 | 11.56 | 11.34 | 14.46 | 11.72 | 11.30 | 14.52 | 12.06 | 11.19 | 14.66 | - | - | - | - |
| UNII2A | 5290 | 58 | 12.00 | 11.47 | 14.75 | 12.05 | 11.38 | 14.74 | 12.23 | 11.19 | 14.76 | - | - | - | - |
| UNII2C | 5530 | 106 | 11.93 | 11.74 | 14.85 | 11.98 | 11.75 | 14.88 | 12.12 | 11.78 | 14.96 | - | - | - | - |
| | 5610 | 122 | 12.14 | 11.51 | 14.85 | 12.27 | 11.55 | 14.94 | 12.30 | 11.55 | 14.95 | - | - | - | - |
| | 5690 | 138 | 11.97 | 11.27 | 14.65 | 11.99 | 11.34 | 14.69 | 11.94 | 11.40 | 14.69 | - | - | - | - |
| UNII3 | 5775 | 155 | 12.25 | 10.96 | 14.66 | 12.15 | 10.91 | 14.58 | 12.02 | 10.82 | 14.47 | - | - | - | - |
| UNII4 | 5855 | 171 | 12.52 | 11.86 | 15.21 | 12.43 | 11.78 | 15.13 | 12.23 | 11.55 | 14.91 | -7.59 | -7.21 | -4.39 | 10.82 |

Mode : EHT80 106T

| Band | Freq. [MHz] | CH. | Total Average Power [dBm] | | | | | | | | | Ant1 gain | Ant2 gain | Directional Gain | Maximum EIRP |
|---|---|---|---|---|---|---|---|---|---|---|---|---|---|---|---|
| | | | RU Index : Low | | | RU Index : Mid | | | RU Index : High | | | | | | |
| | | | ANT1 | ANT2 | MIMO | ANT1 | ANT2 | MIMO | ANT1 | ANT2 | MIMO | [dBi] | [dBi] | [dBi] | [dBm] |
| UNII1 | 5210 | 42 | 14.62 | 14.18 | 17.42 | 14.80 | 14.14 | 17.49 | 15.06 | 14.10 | 17.61 | - | - | - | - |
| UNII2A | 5290 | 58 | 15.06 | 14.21 | 17.67 | 15.07 | 14.14 | 17.64 | 15.23 | 14.01 | 17.68 | - | - | - | - |
| UNII2C | 5530 | 106 | 14.78 | 14.09 | 17.46 | 14.89 | 14.14 | 17.54 | 14.98 | 14.16 | 17.60 | - | - | - | - |
| | 5610 | 122 | 15.04 | 14.43 | 17.76 | 15.06 | 14.54 | 17.82 | 15.10 | 14.56 | 17.85 | - | - | - | - |
| | 5690 | 138 | 14.92 | 14.68 | 17.81 | 14.93 | 14.76 | 17.86 | 14.90 | 14.82 | 17.88 | - | - | - | - |
| UNII3 | 5775 | 155 | 14.99 | 14.58 | 17.80 | 14.87 | 14.56 | 17.73 | 14.76 | 14.49 | 17.64 | - | - | - | - |
| UNII4 | 5855 | 171 | 15.26 | 14.95 | 18.12 | 15.49 | 14.86 | 18.20 | 15.47 | 14.88 | 18.20 | -7.59 | -7.21 | -4.39 | 13.81 |



The report shall not be (partly) reproduced except in full without approval of the laboratory.

Mode : EHT80 242T

| Band | Freq. [MHz] | CH. | Total Average Power [dBm] | | | | | | | | | Ant1 gain | Ant2 gain | Directional Gain | Maximum EIRP |
|---|---|---|---|---|---|---|---|---|---|---|---|---|---|---|---|
| | | | RU Index : Low | | | RU Index : Mid | | | RU Index : High | | | | | | |
| | | | ANT1 | ANT2 | MIMO | ANT1 | ANT2 | MIMO | ANT1 | ANT2 | MIMO | [dBi] | [dBi] | [dBi] | [dBm] |
| UNII1 | 5210 | 42 | 16.85 | 16.23 | 19.56 | 16.95 | 16.18 | 19.59 | 17.16 | 16.19 | 19.72 | - | - | - | - |
| UNII2A | 5290 | 58 | 17.27 | 16.19 | 19.78 | 17.32 | 16.17 | 19.79 | 17.36 | 16.11 | 19.79 | - | - | - | - |
| UNII2C | 5530 | 106 | 16.96 | 16.04 | 19.54 | 16.99 | 16.06 | 19.56 | 17.03 | 16.11 | 19.60 | - | - | - | - |
| | 5610 | 122 | 17.15 | 16.28 | 19.75 | 17.20 | 16.38 | 19.82 | 17.17 | 16.41 | 19.82 | - | - | - | - |
| | 5690 | 138 | 17.00 | 16.60 | 19.82 | 17.01 | 16.65 | 19.84 | 16.99 | 16.73 | 19.87 | - | - | - | - |
| UNII3 | 5775 | 155 | 17.03 | 16.40 | 19.74 | 17.00 | 16.41 | 19.72 | 16.82 | 16.35 | 19.60 | - | - | - | - |
| UNII4 | 5855 | 171 | 17.08 | 17.18 | 20.14 | 17.23 | 17.15 | 20.20 | 17.36 | 17.09 | 20.24 | -7.59 | -7.21 | -4.39 | 15.85 |

Mode : EHT80 484T

| Band | Freq. [MHz] | CH. | Total Average Power [dBm] | | | | | | | | | Ant1 gain | Ant2 gain | Directional Gain | Maximum EIRP |
|---|---|---|---|---|---|---|---|---|---|---|---|---|---|---|---|
| | | | RU Index : Low | | | RU Index : Mid | | | RU Index : High | | | | | | |
| | | | ANT1 | ANT2 | MIMO | ANT1 | ANT2 | MIMO | ANT1 | ANT2 | MIMO | [dBi] | [dBi] | [dBi] | [dBm] |
| UNII1 | 5210 | 42 | 13.82 | 13.44 | 16.65 | - | - | - | 14.07 | 13.47 | 16.79 | - | - | - | - |
| UNII2A | 5290 | 58 | 16.37 | 15.42 | 18.93 | - | - | - | 16.45 | 15.39 | 18.96 | - | - | - | - |
| UNII2C | 5530 | 106 | 15.00 | 14.22 | 17.64 | - | - | - | 15.07 | 14.30 | 17.71 | - | - | - | - |
| | 5610 | 122 | 17.21 | 16.30 | 19.79 | - | - | - | 17.25 | 16.42 | 19.86 | - | - | - | - |
| | 5690 | 138 | 17.05 | 16.62 | 19.85 | - | - | - | 17.06 | 16.75 | 19.92 | - | - | - | - |
| UNII3 | 5775 | 155 | 17.04 | 16.42 | 19.75 | - | - | - | 16.93 | 16.39 | 19.68 | - | - | - | - |
| UNII4 | 5855 | 171 | 17.22 | 17.17 | 20.20 | - | - | - | 17.41 | 17.11 | 20.28 | -7.59 | -7.21 | -4.39 | 15.89 |

Mode : EHT80 996T

| Band | Freq. [MHz] | CH. | Total Average Power [dBm] | | | | | | | | | Ant1 gain | Ant2 gain | Directional Gain | Maximum EIRP |
|---|---|---|---|---|---|---|---|---|---|---|---|---|---|---|---|
| | | | RU Index : Low | | | RU Index : Mid | | | RU Index : High | | | | | | |
| | | | ANT1 | ANT2 | MIMO | ANT1 | ANT2 | MIMO | ANT1 | ANT2 | MIMO | [dBi] | [dBi] | [dBi] | [dBm] |
| UNII1 | 5210 | 42 | - | - | - | 13.87 | 13.39 | 16.64 | - | - | - | - | - | - | - |
| UNII2A | 5290 | 58 | - | - | - | 15.24 | 14.20 | 17.76 | - | - | - | - | - | - | - |
| UNII2C | 5530 | 106 | - | - | - | 14.03 | 12.93 | 16.52 | - | - | - | - | - | - | - |
| | 5610 | 122 | - | - | - | 17.13 | 16.28 | 19.73 | - | - | - | - | - | - | - |
| | 5690 | 138 | - | - | - | 16.99 | 16.57 | 19.79 | - | - | - | - | - | - | - |
| UNII3 | 5775 | 155 | - | - | - | 16.88 | 16.30 | 19.61 | - | - | - | - | - | - | - |
| UNII4 | 5855 | 171 | - | - | - | 17.26 | 17.06 | 20.17 | - | - | - | -7.59 | -7.21 | -4.39 | 15.78 |

Mode : EHT80 SU

| Band | Freq. [MHz] | CH. | Total Average Power [dBm] | | | | | | | | | Ant1 gain | Ant2 gain | Directional Gain | Maximum EIRP |
|---|---|---|---|---|---|---|---|---|---|---|---|---|---|---|---|
| | | | RU Index : Low | | | RU Index : Mid | | | RU Index : High | | | | | | |
| | | | ANT1 | ANT2 | MIMO | ANT1 | ANT2 | MIMO | ANT1 | ANT2 | MIMO | [dBi] | [dBi] | [dBi] | [dBm] |
| UNII1 | 5210 | 42 | - | - | - | 13.62 | 13.15 | 16.40 | - | - | - | - | - | - | - |
| UNII2A | 5290 | 58 | - | - | - | 17.80 | 16.57 | 20.24 | - | - | - | - | - | - | - |
| UNII2C | 5530 | 106 | - | - | - | 14.69 | 14.00 | 17.37 | - | - | - | - | - | - | - |
| | 5610 | 122 | - | - | - | 17.71 | 16.83 | 20.30 | - | - | - | - | - | - | - |
| | 5690 | 138 | - | - | - | 17.49 | 17.11 | 20.32 | - | - | - | - | - | - | - |
| UNII3 | 5775 | 155 | - | - | - | 17.44 | 16.87 | 20.17 | - | - | - | - | - | - | - |
| UNII4 | 5855 | 171 | - | - | - | 17.01 | 16.85 | 19.94 | - | - | - | -7.59 | -7.21 | -4.39 | 15.55 |



The report shall not be (partly) reproduced except in full without approval of the laboratory.

Mode : EHT160(80L)

| Band | Tone | Freq. [MHz] | CH. | Total Average Power [dBm] | | | | | | | | | Ant1 gain | Ant2 gain | Directional Gain | Maximum EIRP |
|---|---|---|---|---|---|---|---|---|---|---|---|---|---|---|---|---|
| | | | | RU Index : Low | | | RU Index : Mid | | | RU Index : High | | | | | | |
| | | | | ANT1 | ANT2 | MIMO | ANT1 | ANT2 | MIMO | ANT1 | ANT2 | MIMO | [dBi] | [dBi] | [dBi] | [dBm] |
| UNII 1-2A | 26T | 5250 | 50 | 8.91 | 8.95 | 11.94 | 9.29 | 9.16 | 12.23 | 9.67 | 9.11 | 12.41 | - | - | - | - |
| UNII 2C | | 5570 | 114 | 9.21 | 8.52 | 11.89 | 9.44 | 8.75 | 12.12 | 9.50 | 8.76 | 12.16 | - | - | - | - |
| UNII 3-4 | | 5815 | 163 | 9.35 | 8.68 | 12.04 | 9.54 | 8.92 | 12.25 | 9.56 | 9.01 | 12.31 | -7.59 | -7.21 | -4.39 | 7.92 |
| UNII 1-2A | 52T | 5250 | 50 | 11.92 | 12.07 | 15.00 | 12.22 | 12.21 | 15.23 | 12.62 | 12.16 | 15.41 | - | - | - | - |
| UNII 2C | | 5570 | 114 | 12.33 | 11.60 | 14.99 | 12.55 | 11.79 | 15.20 | 12.67 | 11.79 | 15.26 | - | - | - | - |
| UNII 3-4 | | 5815 | 163 | 12.46 | 11.53 | 15.03 | 12.64 | 11.78 | 15.24 | 12.63 | 11.87 | 15.28 | -7.59 | -7.21 | -4.39 | 10.89 |
| UNII 1-2A | 106T | 5250 | 50 | 15.26 | 15.23 | 18.25 | 15.58 | 15.36 | 18.48 | 15.85 | 15.37 | 18.63 | - | - | - | - |
| UNII 2C | | 5570 | 114 | 15.68 | 14.69 | 18.22 | 15.82 | 14.86 | 18.38 | 15.93 | 14.89 | 18.45 | - | - | - | - |
| UNII 3-4 | | 5815 | 163 | 15.61 | 14.88 | 18.27 | 15.53 | 15.07 | 18.31 | 15.45 | 15.09 | 18.28 | -7.59 | -7.21 | -4.39 | 13.92 |
| UNII 1-2A | 242T | 5250 | 50 | 17.21 | 17.07 | 20.15 | 17.24 | 17.07 | 20.17 | 17.59 | 17.16 | 20.39 | - | - | - | - |
| UNII 2C | | 5570 | 114 | 17.48 | 16.70 | 20.12 | 17.53 | 16.75 | 20.17 | 17.60 | 16.84 | 20.25 | - | - | - | - |
| UNII 3-4 | | 5815 | 163 | 17.37 | 17.09 | 20.24 | 17.42 | 17.18 | 20.31 | 17.42 | 17.23 | 20.34 | -7.59 | -7.21 | -4.39 | 15.95 |
| UNII 1-2A | 484T | 5250 | 50 | 14.04 | 14.11 | 17.08 | - | - | - | 14.36 | 14.19 | 17.28 | - | - | - | - |
| UNII 2C | | 5570 | 114 | 15.47 | 14.75 | 18.14 | - | - | - | 15.56 | 14.86 | 18.23 | - | - | - | - |
| UNII 3-4 | | 5815 | 163 | 17.44 | 17.14 | 20.31 | - | - | - | 17.49 | 17.26 | 20.38 | -7.59 | -7.21 | -4.39 | 15.99 |
| UNII 1-2A | 996T | 5250 | 50 | - | - | - | 13.73 | 13.66 | 16.70 | - | - | - | - | - | - | - |
| UNII 2C | | 5570 | 114 | - | - | - | 15.49 | 14.78 | 18.16 | - | - | - | - | - | - | - |
| UNII 3-4 | | 5815 | 163 | - | - | - | 17.42 | 17.18 | 20.31 | - | - | - | -7.59 | -7.21 | -4.39 | 15.92 |

Mode : EHT160(80U)

| Band | Tone | Freq. [MHz] | CH. | Total Average Power [dBm] | | | | | | | | | Ant1 gain | Ant2 gain | Directional Gain | Maximum EIRP |
|---|---|---|---|---|---|---|---|---|---|---|---|---|---|---|---|---|
| | | | | RU Index : Low | | | RU Index : Mid | | | RU Index : High | | | | | | |
| | | | | ANT1 | ANT2 | MIMO | ANT1 | ANT2 | MIMO | ANT1 | ANT2 | MIMO | [dBi] | [dBi] | [dBi] | [dBm] |
| UNII 1-2A | 26T | 5250 | 50 | 9.58 | 9.29 | 12.44 | 9.68 | 9.27 | 12.49 | 9.80 | 8.91 | 12.39 | - | - | - | - |
| UNII 2C | | 5570 | 114 | 9.48 | 8.81 | 12.17 | 9.57 | 9.00 | 12.30 | 9.46 | 8.92 | 12.21 | - | - | - | - |
| UNII 3-4 | | 5815 | 163 | 9.61 | 9.06 | 12.35 | 9.68 | 9.14 | 12.43 | 9.29 | 8.70 | 12.01 | -7.59 | -7.21 | -4.39 | 8.04 |
| UNII 1-2A | 52T | 5250 | 50 | 12.50 | 12.29 | 15.41 | 12.63 | 12.32 | 15.48 | 12.73 | 12.05 | 15.41 | - | - | - | - |
| UNII 2C | | 5570 | 114 | 12.58 | 11.85 | 15.24 | 12.66 | 12.02 | 15.37 | 12.58 | 11.94 | 15.28 | - | - | - | - |
| UNII 3-4 | | 5815 | 163 | 12.69 | 11.91 | 15.33 | 12.72 | 11.96 | 15.37 | 12.37 | 11.57 | 15.00 | -7.59 | -7.21 | -4.39 | 10.98 |
| UNII 1-2A | 106T | 5250 | 50 | 15.72 | 15.50 | 18.62 | 15.81 | 15.51 | 18.68 | 15.92 | 15.30 | 18.63 | - | - | - | - |
| UNII 2C | | 5570 | 114 | 15.73 | 14.95 | 18.37 | 15.87 | 15.12 | 18.52 | 15.77 | 15.08 | 18.45 | - | - | - | - |
| UNII 3-4 | | 5815 | 163 | 15.57 | 15.18 | 18.39 | 15.50 | 15.12 | 18.32 | 15.51 | 14.85 | 18.20 | -7.59 | -7.21 | -4.39 | 14.00 |
| UNII 1-2A | 242T | 5250 | 50 | 17.76 | 17.21 | 20.50 | 17.79 | 17.18 | 20.51 | 17.76 | 17.08 | 20.44 | - | - | - | - |
| UNII 2C | | 5570 | 114 | 17.56 | 16.82 | 20.21 | 17.59 | 16.90 | 20.27 | 17.60 | 17.00 | 20.32 | - | - | - | - |
| UNII 3-4 | | 5815 | 163 | 17.38 | 17.27 | 20.34 | 17.35 | 17.30 | 20.33 | 17.25 | 17.04 | 20.16 | -7.59 | -7.21 | -4.39 | 15.95 |
| UNII 1-2A | 484T | 5250 | 50 | 14.56 | 14.25 | 17.42 | - | - | - | 14.65 | 14.25 | 17.46 | - | - | - | - |
| UNII 2C | | 5570 | 114 | 15.58 | 14.95 | 18.29 | - | - | - | 15.62 | 15.07 | 18.36 | - | - | - | - |
| UNII 3-4 | | 5815 | 163 | 17.42 | 17.29 | 20.36 | - | - | - | 17.30 | 17.11 | 20.22 | -7.59 | -7.21 | -4.39 | 15.97 |
| UNII 1-2A | 996T | 5250 | 50 | - | - | - | 14.08 | 13.75 | 16.93 | - | - | - | - | - | - | - |
| UNII 2C | | 5570 | 114 | - | - | - | 15.58 | 15.01 | 18.32 | - | - | - | - | - | - | - |
| UNII 3-4 | | 5815 | 163 | - | - | - | 17.33 | 17.19 | 20.27 | - | - | - | -7.59 | -7.21 | -4.39 | 15.88 |



The report shall not be (partly) reproduced except in full without approval of the laboratory.

| Mode : EHT160 | | | | | | | | | | | | | | | | |
|---|---|---|---|---|---|---|---|---|---|---|---|---|---|---|---|---|
| Band | Tone | Freq. [MHz] | CH. | Total Average Power [dBm] | | | | | | | | | Ant1 gain | Ant2 gain | Directional Gain | Maximum EIRP |
| | | | | RU Index : Low | | | RU Index : Mid | | | RU Index : High | | | | | | |
| | | | | ANT1 | ANT2 | MIMO | ANT1 | ANT2 | MIMO | ANT1 | ANT2 | MIMO | [dBi] | [dBi] | [dBi] | [dBm] |
| UNII 1-2A | SU | 5250 | 50 | - | - | - | 15.44 | 15.48 | 18.47 | - | - | - | - | - | - | - |
| UNII 2C | | 5570 | 114 | - | - | - | 15.41 | 14.99 | 18.21 | - | - | - | - | - | - | - |
| UNII 3-4 | | 5815 | 163 | - | - | - | 17.30 | 17.15 | 20.24 | - | - | - | -7.59 | -7.21 | -4.39 | 15.85 |
| UNII 1-2A | 2x996T | 5250 | 50 | - | - | - | 13.95 | 13.72 | 16.85 | - | - | - | - | - | - | - |
| UNII 2C | | 5570 | 114 | - | - | - | 14.53 | 13.78 | 17.18 | - | - | - | - | - | - | - |
| UNII 3-4 | | 5815 | 163 | - | - | - | 17.37 | 17.16 | 20.27 | - | - | - | -7.59 | -7.21 | -4.39 | 15.88 |



The report shall not be (partly) reproduced except in full without approval of the laboratory.

[MRU]

| Mode : EHT20 MRU 52T+26T | | | | | | | | | | | | | | | |
|---|---|---|---|---|---|---|---|---|---|---|---|---|---|---|---|
| Band | Freq. [MHz] | CH. | Total Average Power [dBm] | | | | | | | | | Ant1 gain | Ant2 gain | Directional Gain | Maximum EIRP |
| | | | RU Index : Low | | | RU Index : Mid | | | RU Index : High | | | | | | |
| | | | ANT1 | ANT2 | MIMO | ANT1 | ANT2 | MIMO | ANT1 | ANT2 | MIMO | [dBi] | [dBi] | [dBi] | [dBm] |
| UNII1 | 5180 | 36 | 11.92 | 11.42 | 14.69 | 11.84 | 11.37 | 14.62 | 12.15 | 11.47 | 14.83 | - | - | - | - |
| | 5200 | 40 | 12.13 | 11.46 | 14.82 | 12.04 | 11.35 | 14.72 | 12.23 | 11.44 | 14.86 | - | - | - | - |
| | 5240 | 48 | 12.22 | 11.45 | 14.87 | 12.13 | 11.34 | 14.76 | 12.39 | 11.40 | 14.93 | - | - | - | - |
| UNII2A | 5260 | 52 | 12.19 | 11.63 | 14.93 | 12.11 | 11.49 | 14.82 | 12.32 | 11.57 | 14.97 | - | - | - | - |
| | 5300 | 60 | 12.40 | 11.57 | 15.01 | 12.31 | 11.43 | 14.91 | 12.48 | 11.45 | 15.01 | - | - | - | - |
| | 5320 | 64 | 12.12 | 11.32 | 14.75 | 12.01 | 11.20 | 14.63 | 12.21 | 11.22 | 14.75 | - | - | - | - |
| UNII2C | 5500 | 100 | 12.20 | 11.35 | 14.81 | 12.12 | 11.23 | 14.71 | 12.27 | 11.30 | 14.82 | - | - | - | - |
| | 5580 | 116 | 12.37 | 11.75 | 15.08 | 12.25 | 11.64 | 14.97 | 12.43 | 11.74 | 15.11 | - | - | - | - |
| | 5720 | 144 | 12.11 | 11.31 | 14.74 | 12.03 | 11.15 | 14.62 | 12.24 | 11.30 | 14.81 | - | - | - | - |
| UNII3 | 5745 | 149 | 12.67 | 11.12 | 14.98 | 12.59 | 11.05 | 14.90 | 12.69 | 11.19 | 15.01 | - | - | - | - |
| | 5785 | 157 | 12.50 | 11.24 | 14.93 | 12.38 | 11.11 | 14.80 | 12.46 | 11.24 | 14.90 | - | - | - | - |
| | 5825 | 165 | 12.40 | 11.33 | 14.90 | 12.36 | 11.20 | 14.83 | 12.58 | 11.33 | 15.01 | - | - | - | - |
| UNII4 | 5845 | 169 | 12.94 | 12.08 | 15.54 | 12.87 | 11.97 | 15.46 | 12.97 | 12.02 | 15.53 | -7.59 | -7.21 | -4.39 | 11.15 |
| | 5865 | 173 | 12.82 | 12.00 | 15.44 | 12.49 | 11.88 | 15.21 | 12.64 | 11.90 | 15.30 | -7.59 | -7.21 | -4.39 | 11.05 |
| | 5885 | 177 | 12.60 | 11.17 | 14.95 | 12.53 | 11.03 | 14.85 | 12.61 | 11.10 | 14.93 | -7.59 | -7.21 | -4.39 | 10.56 |

| Mode : EHT20 MRU 106T+26T | | | | | | | | | | | | | | | |
|---|---|---|---|---|---|---|---|---|---|---|---|---|---|---|---|
| Band | Freq. [MHz] | CH. | Total Average Power [dBm] | | | | | | | | | Ant1 gain | Ant2 gain | Directional Gain | Maximum EIRP |
| | | | RU Index : Low | | | RU Index : Mid | | | RU Index : High | | | | | | |
| | | | ANT1 | ANT2 | MIMO | ANT1 | ANT2 | MIMO | ANT1 | ANT2 | MIMO | [dBi] | [dBi] | [dBi] | [dBm] |
| UNII1 | 5180 | 36 | 15.02 | 14.27 | 17.67 | - | - | - | 15.21 | 14.27 | 17.78 | - | - | - | - |
| | 5200 | 40 | 15.21 | 14.26 | 17.77 | - | - | - | 15.16 | 14.09 | 17.67 | - | - | - | - |
| | 5240 | 48 | 15.32 | 14.35 | 17.87 | - | - | - | 15.46 | 14.27 | 17.92 | - | - | - | - |
| UNII2A | 5260 | 52 | 15.30 | 14.42 | 17.89 | - | - | - | 15.42 | 14.32 | 17.92 | - | - | - | - |
| | 5300 | 60 | 15.43 | 14.34 | 17.93 | - | - | - | 15.54 | 14.26 | 17.95 | - | - | - | - |
| | 5320 | 64 | 15.28 | 14.22 | 17.79 | - | - | - | 15.36 | 14.12 | 17.79 | - | - | - | - |
| UNII2C | 5500 | 100 | 15.44 | 14.33 | 17.93 | - | - | - | 15.61 | 14.29 | 18.01 | - | - | - | - |
| | 5580 | 116 | 15.51 | 14.65 | 18.11 | - | - | - | 15.55 | 14.66 | 18.14 | - | - | - | - |
| | 5720 | 144 | 15.37 | 14.62 | 18.02 | - | - | - | 15.39 | 14.67 | 18.06 | - | - | - | - |
| UNII3 | 5745 | 149 | 15.53 | 14.71 | 18.15 | - | - | - | 15.50 | 14.75 | 18.15 | - | - | - | - |
| | 5785 | 157 | 15.22 | 14.78 | 18.01 | - | - | - | 15.14 | 14.81 | 17.99 | - | - | - | - |
| | 5825 | 165 | 14.96 | 14.84 | 17.91 | - | - | - | 14.87 | 14.89 | 17.89 | - | - | - | - |
| UNII4 | 5845 | 169 | 15.28 | 15.12 | 18.21 | - | - | - | 15.29 | 15.08 | 18.20 | -7.59 | -7.21 | -4.39 | 13.82 |
| | 5865 | 173 | 15.20 | 15.04 | 18.13 | - | - | - | 15.23 | 14.95 | 18.10 | -7.59 | -7.21 | -4.39 | 13.74 |
| | 5885 | 177 | 15.87 | 14.34 | 18.18 | - | - | - | 15.90 | 14.25 | 18.17 | -7.59 | -7.21 | -4.39 | 13.79 |



The report shall not be (partly) reproduced except in full without approval of the laboratory.

Mode : EHT40 MRU 52T+26T

| Band | Freq. [MHz] | CH. | Total Average Power [dBm] | | | | | | | | | Ant1 gain | Ant2 gain | Directional Gain | Maximum EIRP |
|---|---|---|---|---|---|---|---|---|---|---|---|---|---|---|---|
| | | | RU Index : Low | | | RU Index : Mid | | | RU Index : High | | | | | | |
| | | | ANT1 | ANT2 | MIMO | ANT1 | ANT2 | MIMO | ANT1 | ANT2 | MIMO | [dBi] | [dBi] | [dBi] | [dBm] |
| UNII1 | 5190 | 38 | 12.12 | 11.39 | 14.78 | 12.11 | 11.23 | 14.70 | 12.35 | 11.35 | 14.89 | - | - | - | - |
| | 5230 | 46 | 12.19 | 11.37 | 14.81 | 12.20 | 11.19 | 14.73 | 12.47 | 11.34 | 14.95 | - | - | - | - |
| UNII2A | 5270 | 54 | 12.29 | 11.54 | 14.94 | 12.26 | 11.31 | 14.82 | 12.44 | 11.45 | 14.98 | - | - | - | - |
| | 5310 | 62 | 12.50 | 11.51 | 15.04 | 12.44 | 11.29 | 14.92 | 12.61 | 11.38 | 15.05 | - | - | - | - |
| UNII2C | 5510 | 102 | 12.49 | 10.69 | 14.69 | 12.41 | 10.48 | 14.56 | 12.59 | 10.66 | 14.74 | - | - | - | - |
| | 5550 | 110 | 12.31 | 11.33 | 14.86 | 12.23 | 11.15 | 14.74 | 12.39 | 11.31 | 14.89 | - | - | - | - |
| | 5710 | 142 | 12.30 | 11.44 | 14.90 | 12.13 | 11.28 | 14.74 | 12.27 | 11.46 | 14.90 | - | - | - | - |
| UNII3 | 5755 | 151 | 12.71 | 11.05 | 14.97 | 12.53 | 10.98 | 14.83 | 12.63 | 11.16 | 14.97 | - | - | - | - |
| | 5795 | 159 | 12.44 | 11.18 | 14.87 | 12.28 | 11.06 | 14.72 | 12.37 | 11.23 | 14.85 | - | - | - | - |
| UNII4 | 5835 | 167 | 12.63 | 12.03 | 15.35 | 12.46 | 11.93 | 15.22 | 12.50 | 12.04 | 15.29 | -7.59 | -7.21 | -4.39 | 10.96 |
| | 5875 | 175 | 12.25 | 12.04 | 15.16 | 12.08 | 11.79 | 14.95 | 12.29 | 11.78 | 15.05 | -7.59 | -7.21 | -4.39 | 10.77 |

Mode : EHT40 MRU 106T+26T

| Band | Freq. [MHz] | CH. | Total Average Power [dBm] | | | | | | | | | Ant1 gain | Ant2 gain | Directional Gain | Maximum EIRP |
|---|---|---|---|---|---|---|---|---|---|---|---|---|---|---|---|
| | | | RU Index : Low | | | RU Index : Mid | | | RU Index : High | | | | | | |
| | | | ANT1 | ANT2 | MIMO | ANT1 | ANT2 | MIMO | ANT1 | ANT2 | MIMO | [dBi] | [dBi] | [dBi] | [dBm] |
| UNII1 | 5190 | 38 | 14.88 | 14.16 | 17.55 | 14.91 | 14.03 | 17.51 | 15.15 | 14.17 | 17.70 | - | - | - | - |
| | 5230 | 46 | 15.09 | 14.35 | 17.74 | 15.13 | 14.18 | 17.69 | 15.31 | 14.34 | 17.86 | - | - | - | - |
| UNII2A | 5270 | 54 | 15.24 | 14.41 | 17.85 | 15.22 | 14.20 | 17.75 | 15.33 | 14.31 | 17.86 | - | - | - | - |
| | 5310 | 62 | 15.38 | 14.36 | 17.91 | 15.37 | 14.16 | 17.82 | 15.51 | 14.24 | 17.93 | - | - | - | - |
| UNII2C | 5510 | 102 | 15.26 | 14.62 | 17.96 | 15.21 | 14.46 | 17.86 | 15.42 | 14.65 | 18.06 | - | - | - | - |
| | 5550 | 110 | 15.39 | 14.50 | 17.98 | 15.26 | 14.34 | 17.83 | 15.41 | 14.51 | 17.99 | - | - | - | - |
| | 5710 | 142 | 15.16 | 14.90 | 18.04 | 15.08 | 14.78 | 17.94 | 15.21 | 14.99 | 18.11 | - | - | - | - |
| UNII3 | 5755 | 151 | 15.43 | 14.72 | 18.10 | 15.28 | 14.61 | 17.97 | 15.40 | 14.78 | 18.11 | - | - | - | - |
| | 5795 | 159 | 15.23 | 14.83 | 18.05 | 15.08 | 14.71 | 17.91 | 15.14 | 14.84 | 18.00 | - | - | - | - |
| UNII4 | 5835 | 167 | 15.41 | 15.11 | 18.28 | 15.29 | 15.02 | 18.17 | 15.32 | 15.15 | 18.24 | -7.59 | -7.21 | -4.39 | 13.89 |
| | 5875 | 175 | 15.13 | 14.99 | 18.07 | 14.97 | 14.79 | 17.89 | 15.09 | 14.78 | 17.95 | -7.59 | -7.21 | -4.39 | 13.68 |

Mode : EHT80 MRU 52T+26T

| Band | Freq. [MHz] | CH. | Total Average Power [dBm] | | | | | | | | | Ant1 gain | Ant2 gain | Directional Gain | Maximum EIRP |
|---|---|---|---|---|---|---|---|---|---|---|---|---|---|---|---|
| | | | RU Index : Low | | | RU Index : Mid | | | RU Index : High | | | | | | |
| | | | ANT1 | ANT2 | MIMO | ANT1 | ANT2 | MIMO | ANT1 | ANT2 | MIMO | [dBi] | [dBi] | [dBi] | [dBm] |
| UNII1 | 5210 | 42 | 12.15 | 11.68 | 14.93 | 12.34 | 11.62 | 15.01 | 12.55 | 11.63 | 15.12 | - | - | - | - |
| UNII2A | 5290 | 58 | 12.54 | 11.84 | 15.22 | 12.61 | 11.68 | 15.18 | 12.64 | 11.58 | 15.16 | - | - | - | - |
| UNII2C | 5530 | 106 | 12.37 | 12.06 | 15.23 | 12.37 | 11.78 | 15.10 | 12.44 | 11.86 | 15.17 | - | - | - | - |
| | 5610 | 122 | 12.54 | 11.68 | 15.14 | 12.57 | 11.70 | 15.17 | 12.54 | 11.76 | 15.18 | - | - | - | - |
| | 5690 | 138 | 12.21 | 11.47 | 14.87 | 12.22 | 11.56 | 14.91 | 12.22 | 11.66 | 14.96 | - | - | - | - |
| UNII3 | 5775 | 155 | 12.53 | 11.22 | 14.93 | 12.50 | 11.22 | 14.92 | 12.43 | 11.16 | 14.85 | - | - | - | - |
| UNII4 | 5855 | 171 | 12.49 | 11.96 | 15.24 | 12.40 | 11.86 | 15.15 | 12.47 | 11.85 | 15.18 | -7.59 | -7.21 | -4.39 | 10.85 |



The report shall not be (partly) reproduced except in full without approval of the laboratory.

Mode : EHT80 MRU 106T+26T

| Band | Freq. [MHz] | CH. | Total Average Power [dBm] | | | | | | | | | Ant1 gain | Ant2 gain | Directional Gain | Maximum EIRP |
|---|---|---|---|---|---|---|---|---|---|---|---|---|---|---|---|
| | | | RU Index : Low | | | RU Index : Mid | | | RU Index : High | | | | | | |
| | | | ANT1 | ANT2 | MIMO | ANT1 | ANT2 | MIMO | ANT1 | ANT2 | MIMO | [dBi] | [dBi] | [dBi] | [dBm] |
| UNII1 | 5210 | 42 | 14.96 | 14.54 | 17.76 | 15.18 | 14.50 | 17.86 | 15.43 | 14.49 | 18.00 | - | - | - | - |
| UNII2A | 5290 | 58 | 15.43 | 14.58 | 18.04 | 15.54 | 14.46 | 18.04 | 15.61 | 14.38 | 18.05 | - | - | - | - |
| UNII2C | 5530 | 106 | 15.16 | 14.43 | 17.82 | 15.25 | 14.42 | 17.86 | 15.28 | 14.49 | 17.91 | - | - | - | - |
| | 5610 | 122 | 15.36 | 14.77 | 18.09 | 15.44 | 14.85 | 18.16 | 15.39 | 14.90 | 18.17 | - | - | - | - |
| | 5690 | 138 | 15.19 | 14.98 | 18.10 | 15.19 | 15.00 | 18.11 | 15.21 | 15.11 | 18.17 | - | - | - | - |
| UNII3 | 5775 | 155 | 15.30 | 14.88 | 18.10 | 15.29 | 14.90 | 18.11 | 15.21 | 14.88 | 18.06 | - | - | - | - |
| UNII4 | 5855 | 171 | 15.29 | 15.14 | 18.22 | 15.18 | 15.07 | 18.13 | 15.22 | 14.98 | 18.12 | -7.59 | -7.21 | -4.39 | 13.83 |

Mode : EHT80 MRU 484T+242T

| Band | Freq. [MHz] | CH. | Total Average Power [dBm] | | | | | | | | | Ant1 gain | Ant2 gain | Directional Gain | Maximum EIRP |
|---|---|---|---|---|---|---|---|---|---|---|---|---|---|---|---|
| | | | RU Index : Low | | | RU Index : Mid | | | RU Index : High | | | | | | |
| | | | ANT1 | ANT2 | MIMO | ANT1 | ANT2 | MIMO | ANT1 | ANT2 | MIMO | [dBi] | [dBi] | [dBi] | [dBm] |
| UNII1 | 5210 | 42 | 14.01 | 13.53 | 16.78 | 14.02 | 13.54 | 16.79 | 13.88 | 13.52 | 16.71 | - | - | - | - |
| UNII2A | 5290 | 58 | 14.35 | 13.59 | 17.00 | 14.31 | 13.58 | 16.97 | 14.24 | 13.60 | 16.94 | - | - | - | - |
| UNII2C | 5530 | 106 | 14.14 | 13.14 | 16.68 | 14.14 | 13.12 | 16.67 | 14.13 | 13.10 | 16.66 | - | - | - | - |
| | 5610 | 122 | 17.57 | 16.79 | 20.21 | 17.52 | 16.74 | 20.16 | 17.52 | 16.72 | 20.15 | - | - | - | - |
| | 5690 | 138 | 17.39 | 17.07 | 20.24 | 17.32 | 17.03 | 20.19 | 17.27 | 17.03 | 20.16 | - | - | - | - |
| UNII3 | 5775 | 155 | 17.33 | 16.69 | 20.03 | 17.30 | 16.68 | 20.01 | 17.27 | 16.67 | 19.99 | - | - | - | - |
| UNII4 | 5855 | 171 | 17.22 | 17.21 | 20.22 | 17.21 | 17.22 | 20.22 | 17.20 | 17.26 | 20.24 | -7.59 | -7.21 | -4.39 | 15.85 |

Mode : EHT160(80L)

| Band | Tone | Freq. [MHz] | CH. | Total Average Power [dBm] | | | | | | | | | Ant1 gain | Ant2 gain | Directional Gain | Maximum EIRP |
|---|---|---|---|---|---|---|---|---|---|---|---|---|---|---|---|---|
| | | | | RU Index : Low | | | RU Index : Mid | | | RU Index : High | | | | | | |
| | | | | ANT1 | ANT2 | MIMO | ANT1 | ANT2 | MIMO | ANT1 | ANT2 | MIMO | [dBi] | [dBi] | [dBi] | [dBm] |
| UNII 1-2A | 52+26T | 5250 | 50 | 12.07 | 12.10 | 15.10 | 12.33 | 12.11 | 15.23 | 12.60 | 12.17 | 15.40 | - | - | - | - |
| UNII 2C | | 5570 | 114 | 12.36 | 11.69 | 15.05 | 12.52 | 11.79 | 15.18 | 12.59 | 11.83 | 15.24 | - | - | - | - |
| UNII 3-4 | | 5815 | 163 | 12.54 | 11.62 | 15.11 | 12.60 | 11.79 | 15.22 | 12.46 | 11.83 | 15.16 | -7.59 | -7.21 | -4.39 | 10.83 |
| UNII 1-2A | 106+26T | 5250 | 50 | 15.11 | 15.24 | 18.19 | 15.35 | 15.27 | 18.32 | 15.68 | 15.32 | 18.51 | - | - | - | - |
| UNII 2C | | 5570 | 114 | 15.44 | 14.69 | 18.09 | 15.57 | 14.78 | 18.20 | 15.65 | 14.85 | 18.28 | - | - | - | - |
| UNII 3-4 | | 5815 | 163 | 15.43 | 14.79 | 18.13 | 15.49 | 14.96 | 18.24 | 15.39 | 15.00 | 18.21 | -7.59 | -7.21 | -4.39 | 13.85 |
| UNII 1-2A | 484+242T | 5250 | 50 | 13.83 | 13.78 | 16.81 | 13.83 | 13.73 | 16.79 | 13.70 | 13.71 | 16.71 | - | - | - | - |
| UNII 2C | | 5570 | 114 | 15.09 | 14.49 | 17.81 | 15.08 | 14.46 | 17.79 | 15.09 | 14.42 | 17.78 | - | - | - | - |
| UNII 3-4 | | 5815 | 163 | 17.43 | 17.24 | 20.34 | 17.36 | 17.18 | 20.28 | 17.33 | 17.13 | 20.24 | -7.59 | -7.21 | -4.39 | 15.95 |

Mode : EHT160(80U)

| Band | Tone | Freq. [MHz] | CH. | Total Average Power [dBm] | | | | | | | | | Ant1 gain | Ant2 gain | Directional Gain | Maximum EIRP |
|---|---|---|---|---|---|---|---|---|---|---|---|---|---|---|---|---|
| | | | | RU Index : Low | | | RU Index : Mid | | | RU Index : High | | | | | | |
| | | | | ANT1 | ANT2 | MIMO | ANT1 | ANT2 | MIMO | ANT1 | ANT2 | MIMO | [dBi] | [dBi] | [dBi] | [dBm] |
| UNII 1-2A | 52+26T | 5250 | 50 | 12.51 | 12.31 | 15.43 | 12.68 | 12.23 | 15.47 | 12.75 | 12.15 | 15.47 | - | - | - | - |
| UNII 2C | | 5570 | 114 | 12.51 | 11.90 | 15.22 | 12.57 | 11.93 | 15.27 | 12.54 | 12.00 | 15.29 | - | - | - | - |
| UNII 3-4 | | 5815 | 163 | 12.71 | 11.90 | 15.33 | 12.70 | 11.94 | 15.35 | 12.45 | 11.70 | 15.10 | -7.59 | -7.21 | -4.39 | 10.96 |
| UNII 1-2A | 106+26T | 5250 | 50 | 15.63 | 15.41 | 18.53 | 15.83 | 15.34 | 18.60 | 15.80 | 15.26 | 18.55 | - | - | - | - |
| UNII 2C | | 5570 | 114 | 15.68 | 14.91 | 18.32 | 15.77 | 14.99 | 18.41 | 15.73 | 15.02 | 18.40 | - | - | - | - |
| UNII 3-4 | | 5815 | 163 | 15.67 | 15.07 | 18.39 | 15.62 | 15.15 | 18.40 | 15.41 | 14.98 | 18.21 | -7.59 | -7.21 | -4.39 | 14.01 |
| UNII 1-2A | 484+242T | 5250 | 50 | 14.24 | 13.84 | 17.06 | 14.21 | 13.82 | 17.03 | 14.15 | 13.83 | 17.00 | - | - | - | - |
| UNII 2C | | 5570 | 114 | 15.17 | 14.71 | 17.96 | 15.16 | 14.66 | 17.93 | 15.15 | 14.63 | 17.91 | - | - | - | - |
| UNII 3-4 | | 5815 | 163 | 17.62 | 17.36 | 20.50 | 17.55 | 17.32 | 20.45 | 17.58 | 17.35 | 20.48 | -7.59 | -7.21 | -4.39 | 16.11 |



The report shall not be (partly) reproduced except in full without approval of the laboratory.

| Mode : EHT160 | | | | | | | | | | | | | | | | |
|---|---|---|---|---|---|---|---|---|---|---|---|---|---|---|---|---|
| Band | Tone | Freq. [MHz] | CH. | Total Average Power [dBm] | | | | | | | | | Ant1 gain | Ant2 gain | Directional Gain | Maximum EIRP |
| | | | | RU Index : Low | | | RU Index : Mid | | | RU Index : High | | | | | | |
| | | | | ANT1 | ANT2 | MIMO | ANT1 | ANT2 | MIMO | ANT1 | ANT2 | MIMO | [dBi] | [dBi] | [dBi] | [dBm] |
| UNII 1-2A | 996+484T | 5250 | 50 | 14.14 | 13.84 | 17.00 | 14.08 | 13.81 | 16.96 | 13.93 | 13.81 | 16.88 | - | - | - | - |
| UNII 2C | | 5570 | 114 | 14.63 | 13.94 | 17.31 | 14.60 | 13.89 | 17.27 | 14.56 | 13.81 | 17.22 | - | - | - | - |
| UNII 3-4 | | 5815 | 163 | 16.51 | 16.35 | 19.44 | 16.46 | 16.31 | 19.40 | 16.46 | 16.33 | 19.41 | -7.59 | -7.21 | -4.39 | 15.05 |
| UNII 1-2A | 996+484+242T | 5250 | 50 | 14.67 | 14.34 | 17.52 | 14.61 | 14.35 | 17.49 | 14.55 | 14.37 | 17.47 | - | - | - | - |
| UNII 2C | | 5570 | 114 | 15.25 | 14.71 | 18.00 | 15.23 | 14.69 | 17.98 | 15.16 | 14.67 | 17.93 | - | - | - | - |
| UNII 3-4 | | 5815 | 163 | 16.57 | 16.41 | 19.50 | 16.55 | 16.35 | 19.46 | 16.56 | 16.41 | 19.50 | -7.59 | -7.21 | -4.39 | 15.11 |



The report shall not be (partly) reproduced except in full without approval of the laboratory.

## 10.5 POWER SPECTRAL DENSITY

# Note : Maximum EIRP = Total PSD(MIMO) + Ant Gain(Directional Gain)

# ANT Total PSD [dBm/MHz] = Measured PSD [dBm/MHz] + Duty Cycle Factor [dB]

# MIMO Total PSD [dBm/MHz] = ANT1 Total PSD [dBm/MHz] + ANT2 Total PSD [dBm/MHz]

# Limit(UNII 1, 2A, 2C) : 11.0 dBm/MHz

Limit(UNII 3) : 30.0 dBm/500 kHz

Limit(UNII 4) : (EIRP) 14 dBm/MHz



The report shall not be (partly) reproduced except in full without approval of the laboratory.

10.5.1 MIMO_CDD(Ant.1+Ant.2)

[SRU]

| Mode : EHT20 26T | | | | | | | | | | | | | | | |
|---|---|---|---|---|---|---|---|---|---|---|---|---|---|---|---|
| Band | Freq. [MHz] | CH. | Total Power Spectral Density [dBm/MHz] | | | | | | | | | Ant1 gain | Ant2 gain | Directional Gain | Maximum EIRP |
| | | | RU Index : Low | | | RU Index : Mid | | | RU Index : High | | | | | | |
| | | | ANT1 | ANT2 | MIMO | ANT1 | ANT2 | MIMO | ANT1 | ANT2 | MIMO | [dBi] | [dBi] | [dBi] | [dBm/MHz] |
| UNII1 | 5180 | 36 | 6.689 | 5.636 | 9.205 | 5.603 | 4.726 | 8.197 | 6.767 | 5.420 | 9.156 | - | - | - | - |
| | 5200 | 40 | 6.817 | 5.475 | 9.208 | 5.294 | 4.028 | 7.717 | 6.798 | 5.432 | 9.179 | - | - | - | - |
| | 5240 | 48 | 6.772 | 5.578 | 9.226 | 5.581 | 4.215 | 7.962 | 7.063 | 5.716 | 9.452 | - | - | - | - |
| UNII2A | 5260 | 52 | 6.734 | 6.572 | 9.664 | 5.294 | 4.810 | 8.069 | 6.732 | 6.518 | 9.637 | - | - | - | - |
| | 5300 | 60 | 6.636 | 5.950 | 9.317 | 5.380 | 4.842 | 8.130 | 6.741 | 6.181 | 9.480 | - | - | - | - |
| | 5320 | 64 | 6.253 | 6.296 | 9.285 | 4.978 | 4.545 | 7.777 | 6.594 | 5.743 | 9.200 | - | - | - | - |
| UNII2C | 5500 | 100 | 6.622 | 6.059 | 9.360 | 5.351 | 4.369 | 7.898 | 7.012 | 5.646 | 9.393 | - | - | - | - |
| | 5580 | 116 | 6.971 | 5.731 | 9.405 | 5.286 | 4.457 | 7.901 | 6.885 | 6.084 | 9.513 | - | - | - | - |
| | 5720 | 144 | 6.454 | 5.711 | 9.109 | 5.074 | 4.091 | 7.620 | 6.676 | 5.706 | 9.228 | - | - | - | - |
| UNII3 | 5745 | 149 | 4.620 | 3.321 | 7.029 | 4.091 | 2.953 | 6.569 | 4.751 | 3.271 | 7.084 | - | - | - | - |
| | 5785 | 157 | 4.662 | 3.538 | 7.146 | 3.686 | 2.876 | 6.310 | 4.293 | 3.807 | 7.067 | - | - | - | - |
| | 5825 | 165 | 3.853 | 3.559 | 6.719 | 3.921 | 3.064 | 6.524 | 4.062 | 3.710 | 6.900 | - | - | - | - |
| UNII4 | 5845 | 169 | 6.989 | 7.205 | 10.109 | 5.858 | 5.279 | 8.588 | 6.881 | 6.977 | 9.939 | -7.59 | -7.21 | -4.39 | 5.719 |
| | 5865 | 173 | 6.889 | 7.323 | 10.122 | 5.320 | 5.857 | 8.607 | 6.764 | 6.825 | 9.805 | -7.59 | -7.21 | -4.39 | 5.732 |
| | 5885 | 177 | 7.097 | 6.073 | 9.625 | 5.340 | 4.201 | 7.818 | 6.907 | 5.671 | 9.343 | -7.59 | -7.21 | -4.39 | 5.235 |

| Mode : EHT20 52T | | | | | | | | | | | | | | | |
|---|---|---|---|---|---|---|---|---|---|---|---|---|---|---|---|
| Band | Freq. [MHz] | CH. | Total Power Spectral Density [dBm/MHz] | | | | | | | | | Ant1 gain | Ant2 gain | Directional Gain | Maximum EIRP |
| | | | RU Index : Low | | | RU Index : Mid | | | RU Index : High | | | | | | |
| | | | ANT1 | ANT2 | MIMO | ANT1 | ANT2 | MIMO | ANT1 | ANT2 | MIMO | [dBi] | [dBi] | [dBi] | [dBm/MHz] |
| UNII1 | 5180 | 36 | 6.744 | 6.048 | 9.420 | 6.464 | 6.187 | 9.338 | 6.715 | 6.156 | 9.455 | - | - | - | - |
| | 5200 | 40 | 6.748 | 6.232 | 9.508 | 6.749 | 5.835 | 9.327 | 7.039 | 6.251 | 9.673 | - | - | - | - |
| | 5240 | 48 | 7.008 | 6.284 | 9.672 | 7.013 | 6.162 | 9.619 | 7.270 | 6.264 | 9.807 | - | - | - | - |
| UNII2A | 5260 | 52 | 7.175 | 6.563 | 9.890 | 6.985 | 6.194 | 9.618 | 7.210 | 6.308 | 9.793 | - | - | - | - |
| | 5300 | 60 | 7.587 | 6.510 | 10.092 | 7.085 | 6.012 | 9.592 | 7.430 | 6.285 | 9.906 | - | - | - | - |
| | 5320 | 64 | 6.970 | 6.162 | 9.595 | 7.004 | 6.083 | 9.578 | 7.321 | 6.157 | 9.788 | - | - | - | - |
| UNII2C | 5500 | 100 | 7.351 | 6.529 | 9.970 | 6.942 | 5.896 | 9.461 | 7.527 | 6.046 | 9.860 | - | - | - | - |
| | 5580 | 116 | 7.366 | 6.561 | 9.993 | 6.919 | 6.275 | 9.619 | 7.578 | 6.454 | 10.063 | - | - | - | - |
| | 5720 | 144 | 7.178 | 5.986 | 9.633 | 6.641 | 5.908 | 9.300 | 7.148 | 6.291 | 9.751 | - | - | - | - |
| UNII3 | 5745 | 149 | 4.519 | 3.406 | 7.009 | 4.762 | 3.228 | 7.073 | 4.576 | 3.503 | 7.083 | - | - | - | - |
| | 5785 | 157 | 4.636 | 3.276 | 7.020 | 4.239 | 3.177 | 6.751 | 4.863 | 3.479 | 7.236 | - | - | - | - |
| | 5825 | 165 | 4.451 | 3.331 | 6.938 | 4.348 | 2.924 | 6.705 | 4.357 | 3.902 | 7.146 | - | - | - | - |
| UNII4 | 5845 | 169 | 7.691 | 6.841 | 10.297 | 7.287 | 6.868 | 10.093 | 7.490 | 7.002 | 10.263 | -7.59 | -7.21 | -4.39 | 5.907 |
| | 5865 | 173 | 7.364 | 6.938 | 10.167 | 6.981 | 6.660 | 9.834 | 7.241 | 6.890 | 10.080 | -7.59 | -7.21 | -4.39 | 5.777 |
| | 5885 | 177 | 7.083 | 6.104 | 9.632 | 6.910 | 5.844 | 9.420 | 6.960 | 6.051 | 9.540 | -7.59 | -7.21 | -4.39 | 5.242 |



The report shall not be (partly) reproduced except in full without approval of the laboratory.

| Mode : EHT20 106T | | | | | | | | | | | | | | | |
|---|---|---|---|---|---|---|---|---|---|---|---|---|---|---|---|
| Band | Freq. [MHz] | CH. | Total Power Spectral Density [dBm/MHz] | | | | | | | | | Ant1 gain | Ant2 gain | Directional Gain | Maximum EIRP |
| | | | RU Index : Low | | | RU Index : Mid | | | RU Index : High | | | | | | |
| | | | ANT1 | ANT2 | MIMO | ANT1 | ANT2 | MIMO | ANT1 | ANT2 | MIMO | [dBi] | [dBi] | [dBi] | [dBm/MHz] |
| UNII1 | 5180 | 36 | 6.453 | 6.002 | 9.244 | - | - | - | 6.702 | 6.292 | 9.513 | - | - | - | - |
| | 5200 | 40 | 6.610 | 6.349 | 9.492 | - | - | - | 6.907 | 6.158 | 9.559 | - | - | - | - |
| | 5240 | 48 | 6.936 | 6.415 | 9.694 | - | - | - | 7.191 | 6.290 | 9.775 | - | - | - | - |
| UNII2A | 5260 | 52 | 7.100 | 6.653 | 9.893 | - | - | - | 7.184 | 6.404 | 9.822 | - | - | - | - |
| | 5300 | 60 | 7.075 | 6.420 | 9.771 | - | - | - | 7.456 | 6.477 | 10.005 | - | - | - | - |
| | 5320 | 64 | 7.021 | 6.189 | 9.636 | - | - | - | 7.304 | 6.144 | 9.773 | - | - | - | - |
| UNII2C | 5500 | 100 | 6.987 | 6.180 | 9.613 | - | - | - | 7.314 | 6.154 | 9.783 | - | - | - | - |
| | 5580 | 116 | 7.022 | 6.618 | 9.835 | - | - | - | 7.275 | 6.514 | 9.922 | - | - | - | - |
| | 5720 | 144 | 6.939 | 6.452 | 9.713 | - | - | - | 7.010 | 6.787 | 9.911 | - | - | - | - |
| UNII3 | 5745 | 149 | 4.338 | 3.700 | 7.041 | - | - | - | 4.142 | 3.776 | 6.974 | - | - | - | - |
| | 5785 | 157 | 4.325 | 3.799 | 7.081 | - | - | - | 4.077 | 4.098 | 7.098 | - | - | - | - |
| | 5825 | 165 | 4.152 | 4.110 | 7.142 | - | - | - | 4.283 | 4.261 | 7.283 | - | - | - | - |
| UNII4 | 5845 | 169 | 7.340 | 7.309 | 10.335 | - | - | - | 7.064 | 6.871 | 9.979 | -7.59 | -7.21 | -4.39 | 5.945 |
| | 5865 | 173 | 7.029 | 7.009 | 10.030 | - | - | - | 7.163 | 6.985 | 10.086 | -7.59 | -7.21 | -4.39 | 5.696 |
| | 5885 | 177 | 7.484 | 6.261 | 9.926 | - | - | - | 7.445 | 6.265 | 9.906 | -7.59 | -7.21 | -4.39 | 5.536 |

| Mode : EHT20 242T | | | | | | | | | | | | | | | |
|---|---|---|---|---|---|---|---|---|---|---|---|---|---|---|---|
| Band | Freq. [MHz] | CH. | Total Power Spectral Density [dBm/MHz] | | | | | | | | | Ant1 gain | Ant2 gain | Directional Gain | Maximum EIRP |
| | | | RU Index : Low | | | RU Index : Mid | | | RU Index : High | | | | | | |
| | | | ANT1 | ANT2 | MIMO | ANT1 | ANT2 | MIMO | ANT1 | ANT2 | MIMO | [dBi] | [dBi] | [dBi] | [dBm/MHz] |
| UNII1 | 5180 | 36 | - | - | - | 5.229 | 4.824 | 8.041 | - | - | - | - | - | - | - |
| | 5200 | 40 | - | - | - | 5.303 | 4.825 | 8.081 | - | - | - | - | - | - | - |
| | 5240 | 48 | - | - | - | 5.633 | 4.786 | 8.240 | - | - | - | - | - | - | - |
| UNII2A | 5260 | 52 | - | - | - | 5.688 | 4.967 | 8.353 | - | - | - | - | - | - | - |
| | 5300 | 60 | - | - | - | 5.957 | 5.021 | 8.524 | - | - | - | - | - | - | - |
| | 5320 | 64 | - | - | - | 5.648 | 4.769 | 8.241 | - | - | - | - | - | - | - |
| UNII2C | 5500 | 100 | - | - | - | 5.906 | 4.745 | 8.374 | - | - | - | - | - | - | - |
| | 5580 | 116 | - | - | - | 5.506 | 5.185 | 8.359 | - | - | - | - | - | - | - |
| | 5720 | 144 | - | - | - | 5.101 | 4.897 | 8.010 | - | - | - | - | - | - | - |
| UNII3 | 5745 | 149 | - | - | - | 2.788 | 2.067 | 5.453 | - | - | - | - | - | - | - |
| | 5785 | 157 | - | - | - | 2.718 | 2.044 | 5.404 | - | - | - | - | - | - | - |
| | 5825 | 165 | - | - | - | 2.783 | 2.439 | 5.625 | - | - | - | - | - | - | - |
| UNII4 | 5845 | 169 | - | - | - | 5.825 | 5.929 | 8.888 | - | - | - | -7.59 | -7.21 | -4.39 | 4.498 |
| | 5865 | 173 | - | - | - | 5.463 | 5.956 | 8.727 | - | - | - | -7.59 | -7.21 | -4.39 | 4.337 |
| | 5885 | 177 | - | - | - | 5.813 | 4.815 | 8.353 | - | - | - | -7.59 | -7.21 | -4.39 | 3.963 |



The report shall not be (partly) reproduced except in full without approval of the laboratory.

Mode : EHT20 SU

| Band | Freq. [MHz] | CH. | Total Power Spectral Density [dBm/MHz] | | | | | | | | | Ant1 gain | Ant2 gain | Directional Gain | Maximum EIRP |
|---|---|---|---|---|---|---|---|---|---|---|---|---|---|---|---|
| | | | RU Index : Low | | | RU Index : Mid | | | RU Index : High | | | | | | |
| | | | ANT1 | ANT2 | MIMO | ANT1 | ANT2 | MIMO | ANT1 | ANT2 | MIMO | [dBi] | [dBi] | [dBi] | [dBm/MHz] |
| UNII1 | 5180 | 36 | - | - | - | 5.357 | 4.608 | 8.009 | - | - | - | - | - | - | - |
| | 5200 | 40 | - | - | - | 5.233 | 4.775 | 8.020 | - | - | - | - | - | - | - |
| | 5240 | 48 | - | - | - | 5.825 | 5.031 | 8.457 | - | - | - | - | - | - | - |
| UNII2A | 5260 | 52 | - | - | - | 5.807 | 4.857 | 8.368 | - | - | - | - | - | - | - |
| | 5300 | 60 | - | - | - | 5.755 | 5.073 | 8.438 | - | - | - | - | - | - | - |
| | 5320 | 64 | - | - | - | 5.689 | 4.960 | 8.350 | - | - | - | - | - | - | - |
| UNII2C | 5500 | 100 | - | - | - | 5.828 | 5.022 | 8.454 | - | - | - | - | - | - | - |
| | 5580 | 116 | - | - | - | 5.462 | 4.944 | 8.221 | - | - | - | - | - | - | - |
| | 5720 | 144 | - | - | - | 5.086 | 5.147 | 8.127 | - | - | - | - | - | - | - |
| UNII3 | 5745 | 149 | - | - | - | 2.833 | 2.610 | 5.733 | - | - | - | - | - | - | - |
| | 5785 | 157 | - | - | - | 2.578 | 2.409 | 5.505 | - | - | - | - | - | - | - |
| | 5825 | 165 | - | - | - | 2.420 | 2.505 | 5.473 | - | - | - | - | - | - | - |
| UNII4 | 5845 | 169 | - | - | - | 5.184 | 5.275 | 8.240 | - | - | - | -7.59 | -7.21 | -4.39 | 3.850 |
| | 5865 | 173 | - | - | - | 4.945 | 5.345 | 8.160 | - | - | - | -7.59 | -7.21 | -4.39 | 3.770 |
| | 5885 | 177 | - | - | - | 5.392 | 4.294 | 7.888 | - | - | - | -7.59 | -7.21 | -4.39 | 3.498 |

Mode : EHT40 26T

| Band | Freq. [MHz] | CH. | Total Power Spectral Density [dBm/MHz] | | | | | | | | | Ant1 gain | Ant2 gain | Directional Gain | Maximum EIRP |
|---|---|---|---|---|---|---|---|---|---|---|---|---|---|---|---|
| | | | RU Index : Low | | | RU Index : Mid | | | RU Index : High | | | | | | |
| | | | ANT1 | ANT2 | MIMO | ANT1 | ANT2 | MIMO | ANT1 | ANT2 | MIMO | [dBi] | [dBi] | [dBi] | [dBm/MHz] |
| UNII1 | 5190 | 38 | 6.427 | 5.505 | 9.001 | 6.528 | 5.339 | 8.985 | 6.693 | 5.163 | 9.006 | - | - | - | - |
| | 5230 | 46 | 6.487 | 5.341 | 8.962 | 6.550 | 5.324 | 8.991 | 6.648 | 5.555 | 9.146 | - | - | - | - |
| UNII2A | 5270 | 54 | 6.816 | 6.066 | 9.468 | 6.069 | 5.987 | 9.039 | 6.536 | 5.997 | 9.285 | - | - | - | - |
| | 5310 | 62 | 6.266 | 6.422 | 9.355 | 6.344 | 5.800 | 9.091 | 7.010 | 6.073 | 9.577 | - | - | - | - |
| UNII2C | 5510 | 102 | 6.648 | 5.243 | 9.013 | 6.705 | 5.114 | 8.992 | 6.678 | 5.475 | 9.129 | - | - | - | - |
| | 5550 | 110 | 6.452 | 5.646 | 9.078 | 6.325 | 5.936 | 9.145 | 6.565 | 6.080 | 9.340 | - | - | - | - |
| | 5710 | 142 | 6.400 | 6.058 | 9.243 | 6.366 | 5.858 | 9.130 | 6.029 | 6.161 | 9.106 | - | - | - | - |
| UNII3 | 5755 | 151 | 4.327 | 3.033 | 6.739 | 4.431 | 3.576 | 7.035 | 4.466 | 3.150 | 6.868 | - | - | - | - |
| | 5795 | 159 | 3.706 | 3.252 | 6.495 | 3.702 | 2.965 | 6.360 | 3.661 | 3.086 | 6.394 | - | - | - | - |
| UNII4 | 5835 | 167 | 6.681 | 6.443 | 9.574 | 6.696 | 6.269 | 9.498 | 7.079 | 6.393 | 9.760 | -7.59 | -7.21 | -4.39 | 5.370 |
| | 5875 | 175 | 6.485 | 5.921 | 9.223 | 6.664 | 5.850 | 9.287 | 6.847 | 5.985 | 9.448 | -7.59 | -7.21 | -4.39 | 5.058 |

Mode : EHT40 52T

| Band | Freq. [MHz] | CH. | Total Power Spectral Density [dBm/MHz] | | | | | | | | | Ant1 gain | Ant2 gain | Directional Gain | Maximum EIRP |
|---|---|---|---|---|---|---|---|---|---|---|---|---|---|---|---|
| | | | RU Index : Low | | | RU Index : Mid | | | RU Index : High | | | | | | |
| | | | ANT1 | ANT2 | MIMO | ANT1 | ANT2 | MIMO | ANT1 | ANT2 | MIMO | [dBi] | [dBi] | [dBi] | [dBm/MHz] |
| UNII1 | 5190 | 38 | 6.621 | 6.077 | 9.368 | 6.550 | 5.839 | 9.220 | 6.696 | 6.069 | 9.404 | - | - | - | - |
| | 5230 | 46 | 6.632 | 6.176 | 9.421 | 6.702 | 6.183 | 9.461 | 7.330 | 6.150 | 9.790 | - | - | - | - |
| UNII2A | 5270 | 54 | 6.872 | 6.462 | 9.682 | 6.547 | 6.093 | 9.336 | 7.126 | 6.126 | 9.665 | - | - | - | - |
| | 5310 | 62 | 6.942 | 6.183 | 9.590 | 7.159 | 6.059 | 9.654 | 7.162 | 6.117 | 9.681 | - | - | - | - |
| UNII2C | 5510 | 102 | 7.060 | 5.276 | 9.269 | 6.627 | 5.297 | 9.023 | 7.199 | 5.483 | 9.436 | - | - | - | - |
| | 5550 | 110 | 6.793 | 6.100 | 9.471 | 6.553 | 6.063 | 9.325 | 6.853 | 5.936 | 9.429 | - | - | - | - |
| | 5710 | 142 | 6.813 | 6.409 | 9.626 | 6.431 | 5.888 | 9.179 | 6.858 | 6.406 | 9.648 | - | - | - | - |
| UNII3 | 5755 | 151 | 4.607 | 3.101 | 6.929 | 3.943 | 2.953 | 6.487 | 4.202 | 3.044 | 6.672 | - | - | - | - |
| | 5795 | 159 | 4.145 | 3.205 | 6.711 | 3.650 | 3.153 | 6.419 | 4.090 | 3.255 | 6.703 | - | - | - | - |
| UNII4 | 5835 | 167 | 6.994 | 6.690 | 9.855 | 6.865 | 6.292 | 9.598 | 7.050 | 6.522 | 9.805 | -7.59 | -7.21 | -4.39 | 5.465 |
| | 5875 | 175 | 6.800 | 6.600 | 9.712 | 7.003 | 6.319 | 9.685 | 7.113 | 6.244 | 9.711 | -7.59 | -7.21 | -4.39 | 5.322 |



The report shall not be (partly) reproduced except in full without approval of the laboratory.

Mode : EHT40 106T

| Band | Freq. [MHz] | CH. | Total Power Spectral Density [dBm/MHz] | | | | | | | | | Ant1 gain | Ant2 gain | Directional Gain | Maximum EIRP |
|---|---|---|---|---|---|---|---|---|---|---|---|---|---|---|---|
| | | | RU Index : Low | | | RU Index : Mid | | | RU Index : High | | | | | | |
| | | | ANT1 | ANT2 | MIMO | ANT1 | ANT2 | MIMO | ANT1 | ANT2 | MIMO | [dBi] | [dBi] | [dBi] | [dBm/MHz] |
| UNII1 | 5190 | 38 | 6.493 | 5.780 | 9.161 | 6.549 | 5.967 | 9.278 | 6.730 | 5.749 | 9.278 | - | - | - | - |
| | 5230 | 46 | 6.894 | 6.095 | 9.523 | 6.832 | 5.892 | 9.398 | 7.034 | 6.103 | 9.604 | - | - | - | - |
| UNII2A | 5270 | 54 | 6.924 | 6.031 | 9.511 | 6.862 | 5.850 | 9.396 | 6.930 | 6.089 | 9.540 | - | - | - | - |
| | 5310 | 62 | 6.995 | 6.070 | 9.567 | 7.046 | 5.888 | 9.516 | 7.374 | 6.078 | 9.785 | - | - | - | - |
| UNII2C | 5510 | 102 | 6.759 | 6.330 | 9.560 | 6.873 | 6.321 | 9.616 | 6.828 | 6.409 | 9.634 | - | - | - | - |
| | 5550 | 110 | 6.910 | 6.263 | 9.609 | 6.994 | 6.042 | 9.554 | 7.009 | 6.207 | 9.637 | - | - | - | - |
| | 5710 | 142 | 6.825 | 6.650 | 9.749 | 6.596 | 6.392 | 9.506 | 6.539 | 6.676 | 9.618 | - | - | - | - |
| UNII3 | 5755 | 151 | 4.173 | 3.605 | 6.909 | 4.235 | 3.585 | 6.933 | 4.218 | 3.963 | 7.103 | - | - | - | - |
| | 5795 | 159 | 3.763 | 3.740 | 6.762 | 3.806 | 3.646 | 6.737 | 3.895 | 4.101 | 7.010 | - | - | - | - |
| UNII4 | 5835 | 167 | 6.943 | 6.754 | 9.860 | 6.727 | 6.735 | 9.741 | 6.915 | 6.953 | 9.944 | -7.59 | -7.21 | -4.39 | 5.554 |
| | 5875 | 175 | 6.733 | 6.570 | 9.663 | 6.720 | 6.414 | 9.580 | 6.775 | 6.405 | 9.604 | -7.59 | -7.21 | -4.39 | 5.273 |

Mode : EHT40 242T

| Band | Freq. [MHz] | CH. | Total Power Spectral Density [dBm/MHz] | | | | | | | | | Ant1 gain | Ant2 gain | Directional Gain | Maximum EIRP |
|---|---|---|---|---|---|---|---|---|---|---|---|---|---|---|---|
| | | | RU Index : Low | | | RU Index : Mid | | | RU Index : High | | | | | | |
| | | | ANT1 | ANT2 | MIMO | ANT1 | ANT2 | MIMO | ANT1 | ANT2 | MIMO | [dBi] | [dBi] | [dBi] | [dBm/MHz] |
| UNII1 | 5190 | 38 | 5.240 | 4.658 | 7.969 | - | - | - | 5.198 | 4.657 | 7.946 | - | - | - | - |
| | 5230 | 46 | 5.455 | 4.591 | 8.055 | - | - | - | 5.718 | 4.959 | 8.366 | - | - | - | - |
| UNII2A | 5270 | 54 | 5.525 | 4.752 | 8.166 | - | - | - | 5.704 | 4.864 | 8.315 | - | - | - | - |
| | 5310 | 62 | 5.847 | 4.606 | 8.281 | - | - | - | 5.829 | 4.491 | 8.222 | - | - | - | - |
| UNII2C | 5510 | 102 | 5.282 | 4.783 | 8.050 | - | - | - | 5.409 | 4.986 | 8.213 | - | - | - | - |
| | 5550 | 110 | 5.404 | 4.631 | 8.045 | - | - | - | 5.412 | 4.833 | 8.143 | - | - | - | - |
| | 5710 | 142 | 5.364 | 5.133 | 8.260 | - | - | - | 5.294 | 5.115 | 8.216 | - | - | - | - |
| UNII3 | 5755 | 151 | 2.902 | 1.969 | 5.471 | - | - | - | 2.815 | 2.007 | 5.440 | - | - | - | - |
| | 5795 | 159 | 2.544 | 2.258 | 5.414 | - | - | - | 2.185 | 2.119 | 5.163 | - | - | - | - |
| UNII4 | 5835 | 167 | 5.423 | 5.680 | 8.564 | - | - | - | 5.374 | 5.337 | 8.366 | -7.59 | -7.21 | -4.39 | 4.174 |
| | 5875 | 175 | 5.103 | 4.922 | 8.024 | - | - | - | 5.370 | 4.766 | 8.089 | -7.59 | -7.21 | -4.39 | 3.699 |

Mode : EHT40 484T

| Band | Freq. [MHz] | CH. | Total Power Spectral Density [dBm/MHz] | | | | | | | | | Ant1 gain | Ant2 gain | Directional Gain | Maximum EIRP |
|---|---|---|---|---|---|---|---|---|---|---|---|---|---|---|---|
| | | | RU Index : Low | | | RU Index : Mid | | | RU Index : High | | | | | | |
| | | | ANT1 | ANT2 | MIMO | ANT1 | ANT2 | MIMO | ANT1 | ANT2 | MIMO | [dBi] | [dBi] | [dBi] | [dBm/MHz] |
| UNII1 | 5190 | 38 | - | - | - | -0.472 | -0.678 | 2.437 | - | - | - | - | - | - | - |
| | 5230 | 46 | - | - | - | 3.005 | 1.700 | 5.412 | - | - | - | - | - | - | - |
| UNII2A | 5270 | 54 | - | - | - | 2.915 | 2.200 | 5.583 | - | - | - | - | - | - | - |
| | 5310 | 62 | - | - | - | 0.645 | -0.158 | 3.272 | - | - | - | - | - | - | - |
| UNII2C | 5510 | 102 | - | - | - | 1.590 | 0.969 | 4.301 | - | - | - | - | - | - | - |
| | 5550 | 110 | - | - | - | 2.820 | 1.870 | 5.381 | - | - | - | - | - | - | - |
| | 5710 | 142 | - | - | - | 2.422 | 2.356 | 5.400 | - | - | - | - | - | - | - |
| UNII3 | 5755 | 151 | - | - | - | -0.233 | -0.830 | 2.489 | - | - | - | - | - | - | - |
| | 5795 | 159 | - | - | - | -0.374 | -0.928 | 2.368 | - | - | - | - | - | - | - |
| UNII4 | 5835 | 167 | - | - | - | 2.560 | 2.554 | 5.567 | - | - | - | -7.59 | -7.21 | -4.39 | 1.177 |
| | 5875 | 175 | - | - | - | 2.435 | 1.765 | 5.123 | - | - | - | -7.59 | -7.21 | -4.39 | 0.733 |



The report shall not be (partly) reproduced except in full without approval of the laboratory.

Mode : EHT40 SU

| Band | Freq. [MHz] | CH. | Total Power Spectral Density [dBm/MHz] | | | | | | | | | Ant1 gain | Ant2 gain | Directional Gain | Maximum EIRP |
|---|---|---|---|---|---|---|---|---|---|---|---|---|---|---|---|
| | | | RU Index : Low | | | RU Index : Mid | | | RU Index : High | | | | | | |
| | | | ANT1 | ANT2 | MIMO | ANT1 | ANT2 | MIMO | ANT1 | ANT2 | MIMO | [dBi] | [dBi] | [dBi] | [dBm/MHz] |
| UNII1 | 5190 | 38 | - | - | - | -0.197 | -0.792 | 2.526 | - | - | - | - | - | - | - |
| | 5230 | 46 | - | - | - | 3.210 | 2.281 | 5.781 | - | - | - | - | - | - | - |
| UNII2A | 5270 | 54 | - | - | - | 2.709 | 1.954 | 5.358 | - | - | - | - | - | - | - |
| | 5310 | 62 | - | - | - | 2.579 | 1.486 | 5.077 | - | - | - | - | - | - | - |
| UNII2C | 5510 | 102 | - | - | - | 1.064 | 0.398 | 3.754 | - | - | - | - | - | - | - |
| | 5550 | 110 | - | - | - | 2.534 | 1.810 | 5.197 | - | - | - | - | - | - | - |
| | 5710 | 142 | - | - | - | 2.791 | 2.410 | 5.615 | - | - | - | - | - | - | - |
| UNII3 | 5755 | 151 | - | - | - | -0.103 | -0.539 | 2.695 | - | - | - | - | - | - | - |
| | 5795 | 159 | - | - | - | -0.446 | -0.666 | 2.456 | - | - | - | - | - | - | - |
| UNII4 | 5835 | 167 | - | - | - | 2.066 | 2.066 | 5.076 | - | - | - | -7.59 | -7.21 | -4.39 | 0.686 |
| | 5875 | 175 | - | - | - | 1.898 | 1.413 | 4.673 | - | - | - | -7.59 | -7.21 | -4.39 | 0.283 |

Mode : EHT80 26T

| Band | Freq. [MHz] | CH. | Total Power Spectral Density [dBm/MHz] | | | | | | | | | Ant1 gain | Ant2 gain | Directional Gain | Maximum EIRP |
|---|---|---|---|---|---|---|---|---|---|---|---|---|---|---|---|
| | | | RU Index : Low | | | RU Index : Mid | | | RU Index : High | | | | | | |
| | | | ANT1 | ANT2 | MIMO | ANT1 | ANT2 | MIMO | ANT1 | ANT2 | MIMO | [dBi] | [dBi] | [dBi] | [dBm/MHz] |
| UNII1 | 5210 | 42 | 6.535 | 5.736 | 9.164 | 6.274 | 5.793 | 9.050 | 6.354 | 5.188 | 8.820 | - | - | - | - |
| UNII2A | 5290 | 58 | 6.371 | 6.086 | 9.241 | 6.376 | 5.931 | 9.169 | 6.520 | 5.905 | 9.234 | - | - | - | - |
| UNII2C | 5530 | 106 | 6.465 | 5.589 | 9.059 | 6.662 | 5.918 | 9.316 | 6.638 | 5.578 | 9.150 | - | - | - | - |
| | 5610 | 122 | 6.396 | 5.536 | 8.997 | 6.739 | 5.952 | 9.374 | 6.575 | 5.733 | 9.185 | - | - | - | - |
| | 5690 | 138 | 6.217 | 6.194 | 9.216 | 6.332 | 5.738 | 9.055 | 6.400 | 5.788 | 9.115 | - | - | - | - |
| UNII3 | 5775 | 155 | 3.899 | 2.879 | 6.429 | 3.890 | 2.890 | 6.429 | 4.135 | 2.842 | 6.547 | - | - | - | - |
| UNII4 | 5855 | 171 | 6.612 | 6.264 | 9.452 | 6.939 | 6.646 | 9.805 | 7.238 | 6.404 | 9.851 | -7.59 | -7.21 | -4.39 | 5.461 |

Mode : EHT80 52T

| Band | Freq. [MHz] | CH. | Total Power Spectral Density [dBm/MHz] | | | | | | | | | Ant1 gain | Ant2 gain | Directional Gain | Maximum EIRP |
|---|---|---|---|---|---|---|---|---|---|---|---|---|---|---|---|
| | | | RU Index : Low | | | RU Index : Mid | | | RU Index : High | | | | | | |
| | | | ANT1 | ANT2 | MIMO | ANT1 | ANT2 | MIMO | ANT1 | ANT2 | MIMO | [dBi] | [dBi] | [dBi] | [dBm/MHz] |
| UNII1 | 5210 | 42 | 6.617 | 6.365 | 9.503 | 6.689 | 6.175 | 9.450 | 7.190 | 6.073 | 9.678 | - | - | - | - |
| UNII2A | 5290 | 58 | 7.116 | 6.293 | 9.734 | 6.954 | 6.182 | 9.595 | 7.437 | 5.800 | 9.705 | - | - | - | - |
| UNII2C | 5530 | 106 | 6.976 | 6.580 | 9.793 | 6.674 | 6.454 | 9.576 | 6.827 | 6.547 | 9.699 | - | - | - | - |
| | 5610 | 122 | 7.500 | 6.443 | 10.014 | 7.061 | 6.245 | 9.682 | 6.973 | 6.323 | 9.670 | - | - | - | - |
| | 5690 | 138 | 6.914 | 6.318 | 9.636 | 6.797 | 6.064 | 9.456 | 6.798 | 6.411 | 9.619 | - | - | - | - |
| UNII3 | 5775 | 155 | 3.941 | 2.823 | 6.428 | 4.500 | 2.802 | 6.744 | 4.451 | 2.883 | 6.748 | - | - | - | - |
| UNII4 | 5855 | 171 | 7.796 | 6.392 | 10.161 | 7.343 | 6.248 | 9.840 | 7.131 | 6.379 | 9.781 | -7.59 | -7.21 | -4.39 | 5.771 |

Mode : EHT80 106T

| Band | Freq. [MHz] | CH. | Total Power Spectral Density [dBm/MHz] | | | | | | | | | Ant1 gain | Ant2 gain | Directional Gain | Maximum EIRP |
|---|---|---|---|---|---|---|---|---|---|---|---|---|---|---|---|
| | | | RU Index : Low | | | RU Index : Mid | | | RU Index : High | | | | | | |
| | | | ANT1 | ANT2 | MIMO | ANT1 | ANT2 | MIMO | ANT1 | ANT2 | MIMO | [dBi] | [dBi] | [dBi] | [dBm/MHz] |
| UNII1 | 5210 | 42 | 6.610 | 6.621 | 9.626 | 6.888 | 6.014 | 9.483 | 6.970 | 5.937 | 9.495 | - | - | - | - |
| UNII2A | 5290 | 58 | 7.189 | 6.392 | 9.819 | 7.062 | 6.198 | 9.662 | 7.179 | 5.914 | 9.603 | - | - | - | - |
| UNII2C | 5530 | 106 | 6.697 | 5.964 | 9.356 | 6.815 | 6.087 | 9.477 | 6.924 | 6.101 | 9.542 | - | - | - | - |
| | 5610 | 122 | 6.845 | 6.520 | 9.696 | 7.319 | 6.448 | 9.916 | 6.939 | 6.445 | 9.710 | - | - | - | - |
| | 5690 | 138 | 6.792 | 6.892 | 9.853 | 6.970 | 6.845 | 9.918 | 6.776 | 6.746 | 9.772 | - | - | - | - |
| UNII3 | 5775 | 155 | 3.868 | 3.558 | 6.726 | 3.595 | 3.553 | 6.585 | 3.896 | 3.569 | 6.746 | - | - | - | - |
| UNII4 | 5855 | 171 | 6.749 | 6.732 | 9.751 | 7.141 | 6.904 | 10.035 | 6.967 | 6.737 | 9.864 | -7.59 | -7.21 | -4.39 | 5.645 |



The report shall not be (partly) reproduced except in full without approval of the laboratory.

Mode : EHT80 242T

| Band | Freq. [MHz] | CH. | Total Power Spectral Density [dBm/MHz] | | | | | | | | | Ant1 gain | Ant2 gain | Directional Gain | Maximum EIRP |
|---|---|---|---|---|---|---|---|---|---|---|---|---|---|---|---|
| | | | RU Index : Low | | | RU Index : Mid | | | RU Index : High | | | | | | |
| | | | ANT1 | ANT2 | MIMO | ANT1 | ANT2 | MIMO | ANT1 | ANT2 | MIMO | [dBi] | [dBi] | [dBi] | [dBm/MHz] |
| UNII1 | 5210 | 42 | 5.563 | 4.871 | 8.241 | 5.501 | 4.895 | 8.219 | 5.819 | 4.738 | 8.322 | - | - | - | - |
| UNII2A | 5290 | 58 | 6.174 | 4.682 | 8.502 | 5.885 | 4.688 | 8.338 | 6.022 | 4.631 | 8.392 | - | - | - | - |
| UNII2C | 5530 | 106 | 5.457 | 4.624 | 8.071 | 5.430 | 4.641 | 8.064 | 5.489 | 4.782 | 8.160 | - | - | - | - |
| | 5610 | 122 | 5.537 | 4.914 | 8.247 | 5.723 | 4.768 | 8.282 | 5.586 | 4.802 | 8.222 | - | - | - | - |
| | 5690 | 138 | 5.540 | 5.314 | 8.439 | 5.471 | 5.144 | 8.321 | 5.092 | 5.383 | 8.250 | - | - | - | - |
| UNII3 | 5775 | 155 | 2.255 | 2.504 | 5.392 | 2.727 | 2.295 | 5.527 | 2.620 | 1.891 | 5.281 | - | - | - | - |
| UNII4 | 5855 | 171 | 5.610 | 5.354 | 8.494 | 5.655 | 5.628 | 8.652 | 5.498 | 5.403 | 8.461 | -7.59 | -7.21 | -4.39 | 4.262 |

Mode : EHT80 484T

| Band | Freq. [MHz] | CH. | Total Power Spectral Density [dBm/MHz] | | | | | | | | | Ant1 gain | Ant2 gain | Directional Gain | Maximum EIRP |
|---|---|---|---|---|---|---|---|---|---|---|---|---|---|---|---|
| | | | RU Index : Low | | | RU Index : Mid | | | RU Index : High | | | | | | |
| | | | ANT1 | ANT2 | MIMO | ANT1 | ANT2 | MIMO | ANT1 | ANT2 | MIMO | [dBi] | [dBi] | [dBi] | [dBm/MHz] |
| UNII1 | 5210 | 42 | -0.576 | -0.978 | 2.238 | - | - | - | -0.525 | -0.976 | 2.266 | - | - | - | - |
| UNII2A | 5290 | 58 | 1.979 | 0.960 | 4.509 | - | - | - | 1.764 | 0.795 | 4.317 | - | - | - | - |
| UNII2C | 5530 | 106 | 0.333 | -0.218 | 3.076 | - | - | - | 0.269 | -0.275 | 3.016 | - | - | - | - |
| | 5610 | 122 | 2.584 | 1.996 | 5.310 | - | - | - | 2.772 | 1.949 | 5.390 | - | - | - | - |
| | 5690 | 138 | 2.763 | 2.391 | 5.591 | - | - | - | 2.557 | 2.328 | 5.454 | - | - | - | - |
| UNII3 | 5775 | 155 | -0.546 | -0.831 | 2.324 | - | - | - | 0.031 | -1.205 | 2.467 | - | - | - | - |
| UNII4 | 5855 | 171 | 2.957 | 2.477 | 5.734 | - | - | - | 2.675 | 2.641 | 5.668 | -7.59 | -7.21 | -4.39 | 1.344 |

Mode : EHT80 996T

| Band | Freq. [MHz] | CH. | Total Power Spectral Density [dBm/MHz] | | | | | | | | | Ant1 gain | Ant2 gain | Directional Gain | Maximum EIRP |
|---|---|---|---|---|---|---|---|---|---|---|---|---|---|---|---|
| | | | RU Index : Low | | | RU Index : Mid | | | RU Index : High | | | | | | |
| | | | ANT1 | ANT2 | MIMO | ANT1 | ANT2 | MIMO | ANT1 | ANT2 | MIMO | [dBi] | [dBi] | [dBi] | [dBm/MHz] |
| UNII1 | 5210 | 42 | - | - | - | -3.203 | -3.819 | -0.490 | - | - | - | - | - | - | - |
| UNII2A | 5290 | 58 | - | - | - | -2.444 | -3.166 | 0.220 | - | - | - | - | - | - | - |
| UNII2C | 5530 | 106 | - | - | - | -3.593 | -4.593 | -1.054 | - | - | - | - | - | - | - |
| | 5610 | 122 | - | - | - | -0.370 | -1.134 | 2.275 | - | - | - | - | - | - | - |
| | 5690 | 138 | - | - | - | -0.693 | -0.782 | 2.273 | - | - | - | - | - | - | - |
| UNII3 | 5775 | 155 | - | - | - | -3.446 | -4.109 | -0.755 | - | - | - | - | - | - | - |
| UNII4 | 5855 | 171 | - | - | - | -0.383 | -0.190 | 2.725 | - | - | - | -7.59 | -7.21 | -4.39 | -1.665 |

Mode : EHT80 SU

| Band | Freq. [MHz] | CH. | Total Power Spectral Density [dBm/MHz] | | | | | | | | | Ant1 gain | Ant2 gain | Directional Gain | Maximum EIRP |
|---|---|---|---|---|---|---|---|---|---|---|---|---|---|---|---|
| | | | RU Index : Low | | | RU Index : Mid | | | RU Index : High | | | | | | |
| | | | ANT1 | ANT2 | MIMO | ANT1 | ANT2 | MIMO | ANT1 | ANT2 | MIMO | [dBi] | [dBi] | [dBi] | [dBm/MHz] |
| UNII1 | 5210 | 42 | - | - | - | -3.778 | -4.222 | -0.984 | - | - | - | - | - | - | - |
| UNII2A | 5290 | 58 | - | - | - | 0.070 | -0.776 | 2.678 | - | - | - | - | - | - | - |
| UNII2C | 5530 | 106 | - | - | - | -3.013 | -3.834 | -0.394 | - | - | - | - | - | - | - |
| | 5610 | 122 | - | - | - | -0.052 | -0.550 | 2.717 | - | - | - | - | - | - | - |
| | 5690 | 138 | - | - | - | -0.614 | -0.292 | 2.560 | - | - | - | - | - | - | - |
| UNII3 | 5775 | 155 | - | - | - | -3.296 | -3.782 | -0.522 | - | - | - | - | - | - | - |
| UNII4 | 5855 | 171 | - | - | - | -0.859 | -0.791 | 2.186 | - | - | - | -7.59 | -7.21 | -4.39 | -2.204 |



The report shall not be (partly) reproduced except in full without approval of the laboratory.

Mode : EHT160(80L)

| Band | Tone | Freq. [MHz] | CH. | Total Power Spectral Density [dBm/MHz] | | | | | | | | | Ant1 gain | Ant2 gain | Directional Gain | Maximum EIRP |
|---|---|---|---|---|---|---|---|---|---|---|---|---|---|---|---|---|
| | | | | RU Index : Low | | | RU Index : Mid | | | RU Index : High | | | | | | |
| | | | | ANT1 | ANT2 | MIMO | ANT1 | ANT2 | MIMO | ANT1 | ANT2 | MIMO | [dBi] | [dBi] | [dBi] | [dBm/MHz] |
| UNII 1-2A | 26T | 5250 | 50 | 5.541 | 5.734 | 8.649 | 5.907 | 5.467 | 8.703 | 6.338 | 5.814 | 9.094 | - | - | - | - |
| UNII 2C | | 5570 | 114 | 5.929 | 5.665 | 8.810 | 6.210 | 5.169 | 8.731 | 6.000 | 5.530 | 8.782 | - | - | - | - |
| UNII 3-4 | | 5815 | 163 | 6.811 | 6.724 | 9.778 | 6.038 | 5.947 | 9.003 | 6.369 | 5.968 | 9.184 | -7.59 | -7.21 | -4.39 | 5.388 |
| UNII 1-2A | 52T | 5250 | 50 | 5.983 | 6.100 | 9.052 | 6.225 | 6.512 | 9.381 | 6.885 | 6.558 | 9.735 | - | - | - | - |
| UNII 2C | | 5570 | 114 | 6.422 | 5.649 | 9.063 | 6.463 | 5.787 | 9.149 | 6.450 | 5.749 | 9.124 | - | - | - | - |
| UNII 3-4 | | 5815 | 163 | 6.817 | 6.290 | 9.572 | 6.847 | 6.085 | 9.493 | 7.144 | 6.315 | 9.760 | -7.59 | -7.21 | -4.39 | 5.370 |
| UNII 1-2A | 106T | 5250 | 50 | 6.012 | 6.620 | 9.337 | 6.574 | 6.820 | 9.709 | 6.720 | 6.507 | 9.625 | - | - | - | - |
| UNII 2C | | 5570 | 114 | 6.738 | 5.758 | 9.286 | 6.654 | 5.807 | 9.262 | 6.632 | 6.081 | 9.376 | - | - | - | - |
| UNII 3-4 | | 5815 | 163 | 6.417 | 6.322 | 9.380 | 7.048 | 6.634 | 9.856 | 7.171 | 6.426 | 9.825 | -7.59 | -7.21 | -4.39 | 5.466 |
| UNII 1-2A | 242T | 5250 | 50 | 4.918 | 5.208 | 8.076 | 5.306 | 4.927 | 8.131 | 5.781 | 5.138 | 8.482 | - | - | - | - |
| UNII 2C | | 5570 | 114 | 5.079 | 4.664 | 7.887 | 5.301 | 4.510 | 7.934 | 5.345 | 4.396 | 7.907 | - | - | - | - |
| UNII 3-4 | | 5815 | 163 | 5.284 | 5.357 | 8.331 | 5.190 | 5.192 | 8.201 | 5.325 | 5.614 | 8.482 | -7.59 | -7.21 | -4.39 | 4.092 |
| UNII 1-2A | 484T | 5250 | 50 | -0.896 | -0.920 | 2.102 | - | - | - | -0.474 | -0.864 | 2.346 | - | - | - | - |
| UNII 2C | | 5570 | 114 | 0.142 | -0.443 | 2.869 | - | - | - | 0.463 | -0.420 | 3.054 | - | - | - | - |
| UNII 3-4 | | 5815 | 163 | 2.725 | 2.459 | 5.604 | - | - | - | 2.496 | 2.295 | 5.407 | -7.59 | -7.21 | -4.39 | 1.214 |
| UNII 1-2A | 996T | 5250 | 50 | - | - | - | -4.057 | -4.652 | -1.334 | - | - | - | - | - | - | - |
| UNII 2C | | 5570 | 114 | - | - | - | -2.825 | -3.384 | -0.085 | - | - | - | - | - | - | - |
| UNII 3-4 | | 5815 | 163 | - | - | - | -0.602 | -0.796 | 2.313 | - | - | - | -7.59 | -7.21 | -4.39 | -2.077 |

Mode : EHT160(80U)

| Band | Tone | Freq. [MHz] | CH. | Total Power Spectral Density [dBm/MHz] | | | | | | | | | Ant1 gain | Ant2 gain | Directional Gain | Maximum EIRP |
|---|---|---|---|---|---|---|---|---|---|---|---|---|---|---|---|---|
| | | | | RU Index : Low | | | RU Index : Mid | | | RU Index : High | | | | | | |
| | | | | ANT1 | ANT2 | MIMO | ANT1 | ANT2 | MIMO | ANT1 | ANT2 | MIMO | [dBi] | [dBi] | [dBi] | [dBm/MHz] |
| UNII 1-2A | 26T | 5250 | 50 | 6.454 | 6.676 | 9.577 | 6.595 | 6.385 | 9.502 | 6.102 | 5.684 | 8.909 | - | - | - | - |
| UNII 2C | | 5570 | 114 | 5.918 | 5.642 | 8.793 | 5.679 | 5.896 | 8.799 | 5.736 | 5.212 | 8.492 | - | - | - | - |
| UNII 3-4 | | 5815 | 163 | 6.322 | 6.133 | 9.239 | 6.572 | 6.350 | 9.473 | 5.922 | 5.570 | 8.760 | -7.59 | -7.21 | -4.39 | 5.083 |
| UNII 1-2A | 52T | 5250 | 50 | 6.718 | 6.483 | 9.613 | 6.732 | 6.510 | 9.633 | 6.630 | 5.953 | 9.315 | - | - | - | - |
| UNII 2C | | 5570 | 114 | 6.142 | 5.959 | 9.062 | 6.359 | 5.781 | 9.090 | 6.450 | 5.752 | 9.126 | - | - | - | - |
| UNII 3-4 | | 5815 | 163 | 7.140 | 6.630 | 9.903 | 6.845 | 6.260 | 9.573 | 6.840 | 5.924 | 9.417 | -7.59 | -7.21 | -4.39 | 5.513 |
| UNII 1-2A | 106T | 5250 | 50 | 6.787 | 6.739 | 9.774 | 6.855 | 6.422 | 9.654 | 6.919 | 6.656 | 9.800 | - | - | - | - |
| UNII 2C | | 5570 | 114 | 6.576 | 5.849 | 9.238 | 6.918 | 6.155 | 9.564 | 6.659 | 6.257 | 9.473 | - | - | - | - |
| UNII 3-4 | | 5815 | 163 | 7.127 | 6.430 | 9.803 | 7.060 | 6.727 | 9.907 | 7.045 | 6.510 | 9.796 | -7.59 | -7.21 | -4.39 | 5.517 |
| UNII 1-2A | 242T | 5250 | 50 | 5.613 | 5.009 | 8.332 | 5.754 | 5.221 | 8.506 | 5.499 | 4.981 | 8.258 | - | - | - | - |
| UNII 2C | | 5570 | 114 | 4.965 | 4.404 | 7.704 | 5.251 | 4.453 | 7.881 | 4.820 | 4.734 | 7.788 | - | - | - | - |
| UNII 3-4 | | 5815 | 163 | 5.488 | 5.834 | 8.675 | 5.499 | 5.469 | 8.494 | 5.270 | 5.246 | 8.268 | -7.59 | -7.21 | -4.39 | 4.285 |
| UNII 1-2A | 484T | 5250 | 50 | -0.430 | -0.870 | 2.366 | - | - | - | -0.556 | -0.886 | 2.292 | - | - | - | - |
| UNII 2C | | 5570 | 114 | 0.090 | -0.354 | 2.884 | - | - | - | 0.191 | -0.249 | 2.987 | - | - | - | - |
| UNII 3-4 | | 5815 | 163 | 2.794 | 2.436 | 5.629 | - | - | - | 2.961 | 2.326 | 5.665 | -7.59 | -7.21 | -4.39 | 1.275 |
| UNII 1-2A | 996T | 5250 | 50 | - | - | - | -4.027 | -4.251 | -1.127 | - | - | - | - | - | - | - |
| UNII 2C | | 5570 | 114 | - | - | - | -2.795 | -3.243 | -0.003 | - | - | - | - | - | - | - |
| UNII 3-4 | | 5815 | 163 | - | - | - | -0.540 | -0.664 | 2.409 | - | - | - | -7.59 | -7.21 | -4.39 | -1.981 |



The report shall not be (partly) reproduced except in full without approval of the laboratory.

| Mode : EHT160 | | | | | | | | | | | | | | | | |
|---|---|---|---|---|---|---|---|---|---|---|---|---|---|---|---|---|
| Band | Tone | Freq. [MHz] | CH. | Total Power Spectral Density [dBm/MHz] | | | | | | | | | Ant1 gain | Ant2 gain | Directional Gain | Maximum EIRP |
| | | | | RU Index : Low | | | RU Index : Mid | | | RU Index : High | | | | | | |
| | | | | ANT1 | ANT2 | MIMO | ANT1 | ANT2 | MIMO | ANT1 | ANT2 | MIMO | [dBi] | [dBi] | [dBi] | [dBm/MHz] |
| UNII 1-2A | SU | 5250 | 50 | - | - | - | -5.019 | -5.381 | -2.186 | - | - | - | - | - | - | - |
| UNII 2C | | 5570 | 114 | - | - | - | -5.965 | -6.283 | -3.111 | - | - | - | - | - | - | - |
| UNII 3-4 | | 5815 | 163 | - | - | - | -3.372 | -3.794 | -0.567 | - | - | - | -7.59 | -7.21 | -4.39 | -4.957 |
| UNII 1-2A | 2x996T | 5250 | 50 | - | - | - | -6.657 | -7.087 | -3.857 | - | - | - | - | - | - | - |
| UNII 2C | | 5570 | 114 | - | - | - | -6.687 | -7.317 | -3.980 | - | - | - | - | - | - | - |
| UNII 3-4 | | 5815 | 163 | - | - | - | -3.543 | -3.482 | -0.502 | - | - | - | -7.59 | -7.21 | -4.39 | -4.892 |



The report shall not be (partly) reproduced except in full without approval of the laboratory.

[MRU]

| Mode : EHT20 MRU 52T+26T | | | | | | | | | | | | | | | |
|---|---|---|---|---|---|---|---|---|---|---|---|---|---|---|---|
| Band | Freq. [MHz] | CH. | Total Power Spectral Density [dBm/MHz] | | | | | | | | | Ant1 gain | Ant2 gain | Directional Gain | Maximum EIRP |
| | | | RU Index : Low | | | RU Index : Mid | | | RU Index : High | | | | | | |
| | | | ANT1 | ANT2 | MIMO | ANT1 | ANT2 | MIMO | ANT1 | ANT2 | MIMO | [dBi] | [dBi] | [dBi] | [dBm] |
| UNII1 | 5180 | 36 | 4.917 | 4.058 | 7.519 | 4.824 | 4.121 | 7.497 | 5.112 | 4.296 | 7.733 | - | - | - | - |
| | 5200 | 40 | 5.194 | 4.167 | 7.721 | 4.779 | 4.341 | 7.576 | 5.226 | 4.156 | 7.734 | - | - | - | - |
| | 5240 | 48 | 5.107 | 4.355 | 7.757 | 5.263 | 4.230 | 7.787 | 5.342 | 4.384 | 7.899 | - | - | - | - |
| UNII2A | 5260 | 52 | 5.282 | 4.968 | 8.138 | 4.954 | 4.862 | 7.918 | 5.023 | 4.531 | 7.794 | - | - | - | - |
| | 5300 | 60 | 5.401 | 4.703 | 8.076 | 5.243 | 4.318 | 7.815 | 5.420 | 4.333 | 7.920 | - | - | - | - |
| | 5320 | 64 | 5.317 | 4.336 | 7.864 | 4.818 | 4.337 | 7.594 | 5.114 | 4.353 | 7.760 | - | - | - | - |
| UNII2C | 5500 | 100 | 5.226 | 4.317 | 7.805 | 5.043 | 4.305 | 7.700 | 5.141 | 4.250 | 7.728 | - | - | - | - |
| | 5580 | 116 | 5.389 | 4.752 | 8.092 | 5.316 | 4.403 | 7.893 | 5.194 | 4.766 | 7.995 | - | - | - | - |
| | 5720 | 144 | 4.949 | 4.130 | 7.569 | 4.870 | 3.942 | 7.441 | 5.481 | 4.352 | 7.963 | - | - | - | - |
| UNII3 | 5745 | 149 | 2.950 | 1.371 | 5.242 | 2.812 | 1.068 | 5.037 | 3.042 | 1.240 | 5.244 | - | - | - | - |
| | 5785 | 157 | 2.859 | 1.524 | 5.253 | 2.568 | 1.269 | 4.977 | 2.765 | 1.395 | 5.144 | - | - | - | - |
| | 5825 | 165 | 2.826 | 1.563 | 5.250 | 2.522 | 1.696 | 5.139 | 2.719 | 1.721 | 5.259 | - | - | - | - |
| UNII4 | 5845 | 169 | 5.716 | 5.131 | 8.443 | 5.687 | 4.966 | 8.351 | 5.694 | 5.230 | 8.478 | -7.59 | -7.21 | -4.39 | 4.088 |
| | 5865 | 173 | 5.590 | 5.081 | 8.353 | 5.412 | 5.264 | 8.349 | 5.336 | 5.247 | 8.302 | -7.59 | -7.21 | -4.39 | 3.963 |
| | 5885 | 177 | 5.318 | 4.311 | 7.854 | 5.435 | 4.279 | 7.905 | 5.367 | 4.179 | 7.824 | -7.59 | -7.21 | -4.39 | 3.515 |

| Mode : EHT20 MRU 106T+26T | | | | | | | | | | | | | | | |
|---|---|---|---|---|---|---|---|---|---|---|---|---|---|---|---|
| Band | Freq. [MHz] | CH. | Total Power Spectral Density [dBm/MHz] | | | | | | | | | Ant1 gain | Ant2 gain | Directional Gain | Maximum EIRP |
| | | | RU Index : Low | | | RU Index : Mid | | | RU Index : High | | | | | | |
| | | | ANT1 | ANT2 | MIMO | ANT1 | ANT2 | MIMO | ANT1 | ANT2 | MIMO | [dBi] | [dBi] | [dBi] | [dBm] |
| UNII1 | 5180 | 36 | 5.759 | 5.255 | 8.525 | - | - | - | 5.754 | 4.891 | 8.355 | - | - | - | - |
| | 5200 | 40 | 5.775 | 5.136 | 8.478 | - | - | - | 5.883 | 4.988 | 8.469 | - | - | - | - |
| | 5240 | 48 | 6.125 | 5.230 | 8.711 | - | - | - | 6.261 | 5.193 | 8.770 | - | - | - | - |
| UNII2A | 5260 | 52 | 6.150 | 5.338 | 8.774 | - | - | - | 6.322 | 5.197 | 8.806 | - | - | - | - |
| | 5300 | 60 | 6.338 | 5.145 | 8.793 | - | - | - | 6.491 | 5.100 | 8.862 | - | - | - | - |
| | 5320 | 64 | 6.182 | 5.165 | 8.714 | - | - | - | 6.299 | 5.041 | 8.726 | - | - | - | - |
| UNII2C | 5500 | 100 | 6.192 | 5.394 | 8.822 | - | - | - | 6.582 | 5.046 | 8.892 | - | - | - | - |
| | 5580 | 116 | 6.179 | 5.571 | 8.896 | - | - | - | 6.492 | 5.306 | 8.950 | - | - | - | - |
| | 5720 | 144 | 6.254 | 5.367 | 8.844 | - | - | - | 6.132 | 5.454 | 8.817 | - | - | - | - |
| UNII3 | 5745 | 149 | 3.640 | 2.747 | 6.227 | - | - | - | 3.493 | 2.775 | 6.159 | - | - | - | - |
| | 5785 | 157 | 3.406 | 2.960 | 6.199 | - | - | - | 3.367 | 2.859 | 6.131 | - | - | - | - |
| | 5825 | 165 | 3.431 | 2.861 | 6.166 | - | - | - | 3.212 | 3.158 | 6.196 | - | - | - | - |
| UNII4 | 5845 | 169 | 6.663 | 6.219 | 9.457 | - | - | - | 6.253 | 5.961 | 9.120 | -7.59 | -7.21 | -4.39 | 5.067 |
| | 5865 | 173 | 6.233 | 6.185 | 9.220 | - | - | - | 6.126 | 5.817 | 8.985 | -7.59 | -7.21 | -4.39 | 4.830 |
| | 5885 | 177 | 6.753 | 5.277 | 9.088 | - | - | - | 6.638 | 5.357 | 9.055 | -7.59 | -7.21 | -4.39 | 4.698 |



The report shall not be (partly) reproduced except in full without approval of the laboratory.

Mode : EHT40 MRU 52T+26T

| Band | Freq. [MHz] | CH. | Total Power Spectral Density [dBm/MHz] | | | | | | | | | Ant1 gain | Ant2 gain | Directional Gain | Maximum EIRP |
|---|---|---|---|---|---|---|---|---|---|---|---|---|---|---|---|
| | | | RU Index : Low | | | RU Index : Mid | | | RU Index : High | | | | | | |
| | | | ANT1 | ANT2 | MIMO | ANT1 | ANT2 | MIMO | ANT1 | ANT2 | MIMO | [dBi] | [dBi] | [dBi] | [dBm] |
| UNII1 | 5190 | 38 | 5.113 | 4.257 | 7.716 | 5.081 | 4.000 | 7.584 | 5.298 | 4.220 | 7.802 | - | - | - | - |
| | 5230 | 46 | 5.204 | 4.250 | 7.763 | 5.137 | 3.987 | 7.610 | 5.370 | 4.100 | 7.791 | - | - | - | - |
| UNII2A | 5270 | 54 | 5.200 | 4.861 | 8.044 | 5.015 | 4.251 | 7.660 | 5.269 | 4.552 | 7.935 | - | - | - | - |
| | 5310 | 62 | 5.549 | 4.471 | 8.053 | 5.395 | 4.336 | 7.908 | 5.576 | 4.338 | 8.011 | - | - | - | - |
| UNII2C | 5510 | 102 | 5.333 | 3.649 | 7.582 | 5.208 | 3.422 | 7.416 | 5.500 | 3.488 | 7.620 | - | - | - | - |
| | 5550 | 110 | 5.154 | 4.120 | 7.678 | 4.921 | 4.160 | 7.567 | 5.421 | 4.043 | 7.797 | - | - | - | - |
| | 5710 | 142 | 5.171 | 4.647 | 7.927 | 4.954 | 4.053 | 7.537 | 4.903 | 4.292 | 7.618 | - | - | - | - |
| UNII3 | 5755 | 151 | 2.946 | 0.945 | 5.070 | 2.701 | 1.113 | 4.989 | 2.910 | 1.255 | 5.171 | - | - | - | - |
| | 5795 | 159 | 2.512 | 1.241 | 4.933 | 2.608 | 1.244 | 4.989 | 2.298 | 1.414 | 4.889 | - | - | - | - |
| UNII4 | 5835 | 167 | 5.544 | 4.942 | 8.264 | 5.422 | 4.866 | 8.163 | 5.361 | 5.049 | 8.218 | -7.59 | -7.21 | -4.39 | 3.874 |
| | 5875 | 175 | 5.180 | 4.973 | 8.088 | 5.216 | 4.893 | 8.068 | 5.054 | 4.754 | 7.917 | -7.59 | -7.21 | -4.39 | 3.698 |

Mode : EHT40 MRU 106T+26T

| Band | Freq. [MHz] | CH. | Total Power Spectral Density [dBm/MHz] | | | | | | | | | Ant1 gain | Ant2 gain | Directional Gain | Maximum EIRP |
|---|---|---|---|---|---|---|---|---|---|---|---|---|---|---|---|
| | | | RU Index : Low | | | RU Index : Mid | | | RU Index : High | | | | | | |
| | | | ANT1 | ANT2 | MIMO | ANT1 | ANT2 | MIMO | ANT1 | ANT2 | MIMO | [dBi] | [dBi] | [dBi] | [dBm] |
| UNII1 | 5190 | 38 | 5.569 | 4.728 | 8.180 | 5.725 | 4.742 | 8.272 | 5.814 | 4.826 | 8.359 | - | - | - | - |
| | 5230 | 46 | 5.789 | 4.929 | 8.391 | 5.791 | 4.734 | 8.305 | 6.044 | 4.890 | 8.516 | - | - | - | - |
| UNII2A | 5270 | 54 | 6.028 | 5.200 | 8.644 | 5.756 | 4.799 | 8.314 | 6.067 | 5.091 | 8.617 | - | - | - | - |
| | 5310 | 62 | 6.067 | 5.092 | 8.617 | 6.158 | 4.784 | 8.536 | 6.329 | 4.956 | 8.707 | - | - | - | - |
| UNII2C | 5510 | 102 | 5.984 | 5.531 | 8.774 | 5.795 | 5.144 | 8.492 | 5.987 | 5.370 | 8.700 | - | - | - | - |
| | 5550 | 110 | 6.056 | 5.320 | 8.714 | 5.944 | 5.028 | 8.521 | 6.268 | 5.363 | 8.850 | - | - | - | - |
| | 5710 | 142 | 5.909 | 5.485 | 8.713 | 5.771 | 5.408 | 8.604 | 6.057 | 5.623 | 8.856 | - | - | - | - |
| UNII3 | 5755 | 151 | 3.638 | 2.674 | 6.193 | 3.311 | 2.370 | 5.877 | 3.244 | 2.481 | 5.890 | - | - | - | - |
| | 5795 | 159 | 3.330 | 2.695 | 6.035 | 2.834 | 2.537 | 5.699 | 3.047 | 2.730 | 5.902 | - | - | - | - |
| UNII4 | 5835 | 167 | 6.175 | 5.758 | 8.982 | 6.169 | 5.722 | 8.962 | 6.169 | 6.111 | 9.151 | -7.59 | -7.21 | -4.39 | 4.761 |
| | 5875 | 175 | 5.888 | 5.851 | 8.880 | 5.921 | 5.431 | 8.694 | 5.723 | 5.702 | 8.723 | -7.59 | -7.21 | -4.39 | 4.490 |

Mode : EHT80 MRU 52T+26T

| Band | Freq. [MHz] | CH. | Total Power Spectral Density [dBm/MHz] | | | | | | | | | Ant1 gain | Ant2 gain | Directional Gain | Maximum EIRP |
|---|---|---|---|---|---|---|---|---|---|---|---|---|---|---|---|
| | | | RU Index : Low | | | RU Index : Mid | | | RU Index : High | | | | | | |
| | | | ANT1 | ANT2 | MIMO | ANT1 | ANT2 | MIMO | ANT1 | ANT2 | MIMO | [dBi] | [dBi] | [dBi] | [dBm] |
| UNII1 | 5210 | 42 | 5.182 | 4.837 | 8.023 | 5.296 | 4.943 | 8.133 | 5.698 | 4.618 | 8.202 | - | - | - | - |
| UNII2A | 5290 | 58 | 5.588 | 4.951 | 8.291 | 5.927 | 4.523 | 8.292 | 5.781 | 4.395 | 8.153 | - | - | - | - |
| UNII2C | 5530 | 106 | 5.366 | 5.256 | 8.322 | 5.500 | 5.140 | 8.334 | 5.539 | 4.848 | 8.218 | - | - | - | - |
| | 5610 | 122 | 5.654 | 4.688 | 8.208 | 5.357 | 4.964 | 8.175 | 5.342 | 4.845 | 8.111 | - | - | - | - |
| | 5690 | 138 | 5.458 | 4.838 | 8.169 | 4.903 | 4.411 | 7.674 | 5.226 | 4.467 | 7.873 | - | - | - | - |
| UNII3 | 5775 | 155 | 2.718 | 1.096 | 4.993 | 2.338 | 1.311 | 4.865 | 2.453 | 1.183 | 4.875 | - | - | - | - |
| UNII4 | 5855 | 171 | 5.482 | 4.907 | 8.214 | 5.624 | 4.948 | 8.309 | 5.599 | 4.997 | 8.319 | -7.59 | -7.21 | -4.39 | 3.929 |



The report shall not be (partly) reproduced except in full without approval of the laboratory.

| Mode : EHT80 MRU 106T+26T | | | | | | | | | | | | | | | |
|---|---|---|---|---|---|---|---|---|---|---|---|---|---|---|---|
| Band | Freq. [MHz] | CH. | Total Power Spectral Density [dBm/MHz] | | | | | | | | | Ant1 gain | Ant2 gain | Directional Gain | Maximum EIRP |
| | | | RU Index : Low | | | RU Index : Mid | | | RU Index : High | | | | | | |
| | | | ANT1 | ANT2 | MIMO | ANT1 | ANT2 | MIMO | ANT1 | ANT2 | MIMO | [dBi] | [dBi] | [dBi] | [dBm] |
| UNII1 | 5210 | 42 | 5.929 | 5.502 | 8.731 | 5.920 | 5.239 | 8.603 | 6.537 | 5.072 | 8.876 | - | - | - | - |
| UNII2A | 5290 | 58 | 6.310 | 5.340 | 8.862 | 6.353 | 5.341 | 8.887 | 6.284 | 5.221 | 8.795 | - | - | - | - |
| UNII2C | 5530 | 106 | 6.109 | 5.502 | 8.826 | 6.028 | 5.031 | 8.568 | 6.482 | 5.059 | 8.839 | - | - | - | - |
| | 5610 | 122 | 6.302 | 5.492 | 8.926 | 6.059 | 5.654 | 8.871 | 6.244 | 5.808 | 9.042 | - | - | - | - |
| | 5690 | 138 | 6.164 | 5.890 | 9.039 | 6.332 | 6.043 | 9.200 | 6.412 | 5.986 | 9.214 | - | - | - | - |
| UNII3 | 5775 | 155 | 3.165 | 2.754 | 5.974 | 3.317 | 2.699 | 6.029 | 2.934 | 2.582 | 5.772 | - | - | - | - |
| UNII4 | 5855 | 171 | 5.957 | 6.087 | 9.033 | 6.170 | 5.867 | 9.031 | 6.140 | 5.771 | 8.970 | -7.59 | -7.21 | -4.39 | 4.643 |

| Mode : EHT80 MRU 484T+242T | | | | | | | | | | | | | | | |
|---|---|---|---|---|---|---|---|---|---|---|---|---|---|---|---|
| Band | Freq. [MHz] | CH. | Total Power Spectral Density [dBm/MHz] | | | | | | | | | Ant1 gain | Ant2 gain | Directional Gain | Maximum EIRP |
| | | | RU Index : Low | | | RU Index : Mid | | | RU Index : High | | | | | | |
| | | | ANT1 | ANT2 | MIMO | ANT1 | ANT2 | MIMO | ANT1 | ANT2 | MIMO | [dBi] | [dBi] | [dBi] | [dBm] |
| UNII1 | 5210 | 42 | -2.168 | -2.661 | 0.603 | -1.847 | -2.613 | 0.797 | -2.244 | -2.773 | 0.510 | - | - | - | - |
| UNII2A | 5290 | 58 | -1.957 | -2.845 | 0.632 | -2.043 | -2.331 | 0.825 | -2.091 | -2.478 | 0.730 | - | - | - | - |
| UNII2C | 5530 | 106 | -2.293 | -3.169 | 0.301 | -2.203 | -2.983 | 0.435 | -2.226 | -3.284 | 0.287 | - | - | - | - |
| | 5610 | 122 | 1.035 | 0.452 | 3.763 | 1.547 | 0.300 | 3.978 | 1.146 | 0.315 | 3.760 | - | - | - | - |
| | 5690 | 138 | 1.023 | 0.670 | 3.860 | 0.973 | 0.634 | 3.817 | 0.948 | 0.676 | 3.824 | - | - | - | - |
| UNII3 | 5775 | 155 | -1.734 | -2.826 | 0.764 | -2.145 | -2.862 | 0.521 | -1.879 | -2.567 | 0.801 | - | - | - | - |
| UNII4 | 5855 | 171 | 0.912 | 0.975 | 3.954 | 1.202 | 1.003 | 4.114 | 1.073 | 0.904 | 3.999 | -7.59 | -7.21 | -4.39 | -0.276 |

| Mode : EHT160(80L) | | | | | | | | | | | | | | | | |
|---|---|---|---|---|---|---|---|---|---|---|---|---|---|---|---|---|
| Band | Tone | Freq. [MHz] | CH. | Total Power Spectral Density [dBm/MHz] | | | | | | | | | Ant1 gain | Ant2 gain | Directional Gain | Maximum EIRP |
| | | | | RU Index : Low | | | RU Index : Mid | | | RU Index : High | | | | | | |
| | | | | ANT1 | ANT2 | MIMO | ANT1 | ANT2 | MIMO | ANT1 | ANT2 | MIMO | [dBi] | [dBi] | [dBi] | [dBm] |
| UNII 1-2A | 52+26T | 5250 | 50 | 4.759 | 4.638 | 7.709 | 4.685 | 4.610 | 7.658 | 5.164 | 4.555 | 7.881 | - | - | - | - |
| UNII 2C | | 5570 | 114 | 4.803 | 3.842 | 7.360 | 4.978 | 4.195 | 7.615 | 5.076 | 3.828 | 7.507 | - | - | - | - |
| UNII 3-4 | | 5815 | 163 | 5.075 | 4.335 | 7.731 | 5.144 | 4.463 | 7.827 | 5.147 | 4.447 | 7.822 | -7.59 | -7.21 | -4.39 | 3.437 |
| UNII 1-2A | 106+26T | 5250 | 50 | 5.109 | 5.288 | 8.210 | 5.734 | 5.540 | 8.648 | 6.117 | 5.750 | 8.947 | - | - | - | - |
| UNII 2C | | 5570 | 114 | 5.801 | 4.896 | 8.382 | 5.771 | 4.798 | 8.322 | 5.673 | 4.946 | 8.335 | - | - | - | - |
| UNII 3-4 | | 5815 | 163 | 5.721 | 5.479 | 8.612 | 5.510 | 5.577 | 8.554 | 6.213 | 5.330 | 8.804 | -7.59 | -7.21 | -4.39 | 4.414 |
| UNII 1-2A | 484+242T | 5250 | 50 | -2.828 | -2.790 | 0.201 | -2.752 | -3.119 | 0.078 | -2.793 | -3.326 | -0.041 | - | - | - | - |
| UNII 2C | | 5570 | 114 | -1.999 | -2.486 | 0.774 | -1.828 | -2.421 | 0.896 | -1.813 | -2.544 | 0.847 | - | - | - | - |
| UNII 3-4 | | 5815 | 163 | 0.529 | 0.464 | 3.507 | 1.049 | 0.463 | 3.776 | 0.878 | 0.618 | 3.760 | -7.59 | -7.21 | -4.39 | -0.614 |

| Mode : EHT160(80U) | | | | | | | | | | | | | | | | |
|---|---|---|---|---|---|---|---|---|---|---|---|---|---|---|---|---|
| Band | Tone | Freq. [MHz] | CH. | Total Power Spectral Density [dBm/MHz] | | | | | | | | | Ant1 gain | Ant2 gain | Directional Gain | Maximum EIRP |
| | | | | RU Index : Low | | | RU Index : Mid | | | RU Index : High | | | | | | |
| | | | | ANT1 | ANT2 | MIMO | ANT1 | ANT2 | MIMO | ANT1 | ANT2 | MIMO | [dBi] | [dBi] | [dBi] | [dBm] |
| UNII 1-2A | 52+26T | 5250 | 50 | 4.924 | 4.812 | 7.879 | 5.056 | 4.614 | 7.851 | 4.914 | 4.214 | 7.589 | - | - | - | - |
| UNII 2C | | 5570 | 114 | 4.253 | 4.408 | 7.342 | 4.576 | 3.910 | 7.266 | 4.330 | 3.871 | 7.117 | - | - | - | - |
| UNII 3-4 | | 5815 | 163 | 5.090 | 4.398 | 7.768 | 5.374 | 4.669 | 8.046 | 4.907 | 4.327 | 7.637 | -7.59 | -7.21 | -4.39 | 3.656 |
| UNII 1-2A | 106+26T | 5250 | 50 | 5.702 | 5.808 | 8.765 | 5.954 | 5.671 | 8.825 | 5.868 | 5.103 | 8.512 | - | - | - | - |
| UNII 2C | | 5570 | 114 | 5.492 | 4.841 | 8.189 | 5.609 | 5.231 | 8.434 | 5.658 | 4.910 | 8.310 | - | - | - | - |
| UNII 3-4 | | 5815 | 163 | 5.914 | 5.308 | 8.632 | 6.018 | 5.821 | 8.931 | 5.634 | 5.020 | 8.348 | -7.59 | -7.21 | -4.39 | 4.541 |
| UNII 1-2A | 484+242T | 5250 | 50 | -2.849 | -2.756 | 0.208 | -2.554 | -2.571 | 0.448 | -2.756 | -2.744 | 0.260 | - | - | - | - |
| UNII 2C | | 5570 | 114 | -1.834 | -2.497 | 0.857 | -2.023 | -2.676 | 0.673 | -1.970 | -2.428 | 0.817 | - | - | - | - |
| UNII 3-4 | | 5815 | 163 | 1.181 | 0.487 | 3.858 | 0.983 | 0.785 | 3.895 | 0.808 | 0.767 | 3.798 | -7.59 | -7.21 | -4.39 | -0.495 |



The report shall not be (partly) reproduced except in full without approval of the laboratory.

| Mode : EHT160 | | | | | | | | | | | | | | | | |
|---|---|---|---|---|---|---|---|---|---|---|---|---|---|---|---|---|
| Band | Tone | Freq. [MHz] | CH. | Total Power Spectral Density [dBm/MHz] | | | | | | | | | Ant1 gain | Ant2 gain | Directional Gain | Maximum EIRP |
| | | | | RU Index : Low | | | RU Index : Mid | | | RU Index : High | | | | | | |
| | | | | ANT1 | ANT2 | MIMO | ANT1 | ANT2 | MIMO | ANT1 | ANT2 | MIMO | [dBi] | [dBi] | [dBi] | [dBm] |
| UNII 1-2A | 996+484T | 5250 | 50 | -4.933 | -5.683 | -2.281 | -5.526 | -5.734 | -2.618 | -5.558 | -5.808 | -2.671 | - | - | - | - |
| UNII 2C | | 5570 | 114 | -5.697 | -6.382 | -3.015 | -5.530 | -6.166 | -2.826 | -5.478 | -6.333 | -2.874 | - | - | - | - |
| UNII 3-4 | | 5815 | 163 | -3.083 | -3.226 | -0.143 | -3.157 | -3.270 | -0.202 | -3.142 | -3.388 | -0.253 | -7.59 | -7.21 | -4.39 | -4.533 |
| UNII 1-2A | 996+484+242T | 5250 | 50 | -8.532 | -8.719 | -5.614 | -8.326 | -8.665 | -5.482 | -8.623 | -8.853 | -5.726 | - | - | - | - |
| UNII 2C | | 5570 | 114 | -8.595 | -9.079 | -5.820 | -8.204 | -8.858 | -5.509 | -8.211 | -8.246 | -5.218 | - | - | - | - |
| UNII 3-4 | | 5815 | 163 | -4.589 | -4.700 | -1.634 | -4.684 | -4.858 | -1.760 | -4.771 | -4.997 | -1.872 | -7.59 | -7.21 | -4.39 | -6.024 |



The report shall not be (partly) reproduced except in full without approval of the laboratory.

▣ Test Plots

[MIMO_CDD(Ant.1+Ant.2)]

Note: In order to simplify the report, attached plots were only channel of the highest PSD.

[SRU]

| Ant.1 | Ant.2 |
|---|---|
| Bandwidth 20M Ch.169(5845 MHz) 106 Tone RU 53 | |
| | |
| Bandwidth 40M Ch.167(5835 MHz) 106 Tone RU 56 | |
| | |



The report shall not be (partly) reproduced except in full without approval of the laboratory.

| Ant.1 | Ant.2 |
|---|---|

Bandwidth 80M Ch.171 (5855 MHz) 52 Tone RU 37

Bandwidth 160M_80U Ch.163 (5815 MHz) 106 Tones RU 57

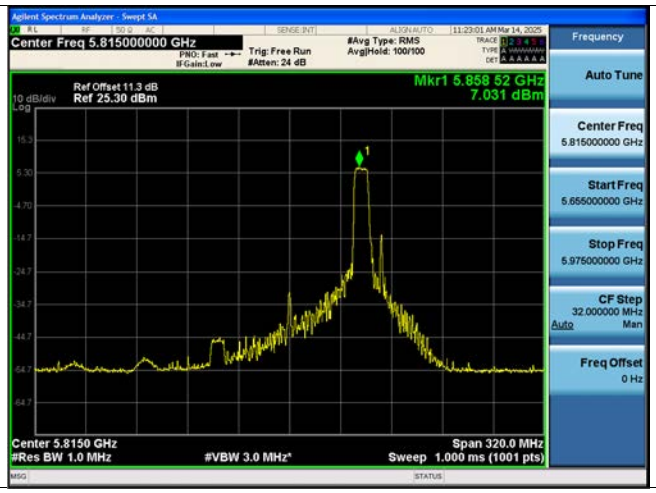

The report shall not be (partly) reproduced except in full without approval of the laboratory.

[MRU]

| Ant.1 | Ant.2 |
|---|---|
| Bandwidth 20M Ch.169(5845 MHz) 106T + 26T RU82 | |
| | |
| Bandwidth 40M Ch.167(5835 MHz) 106T + 26T RU85 | |
| 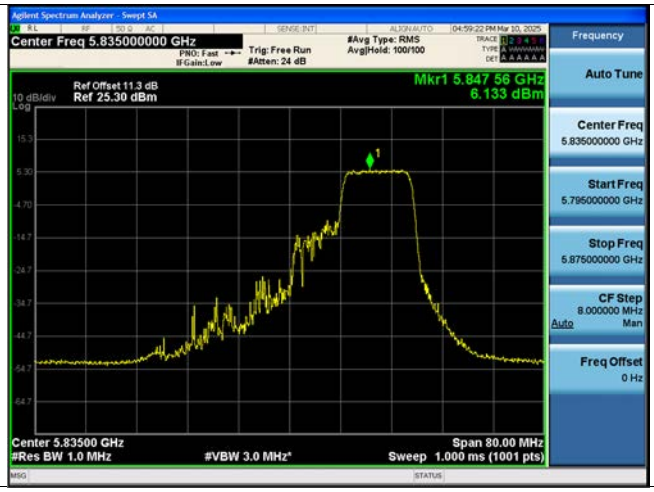 | 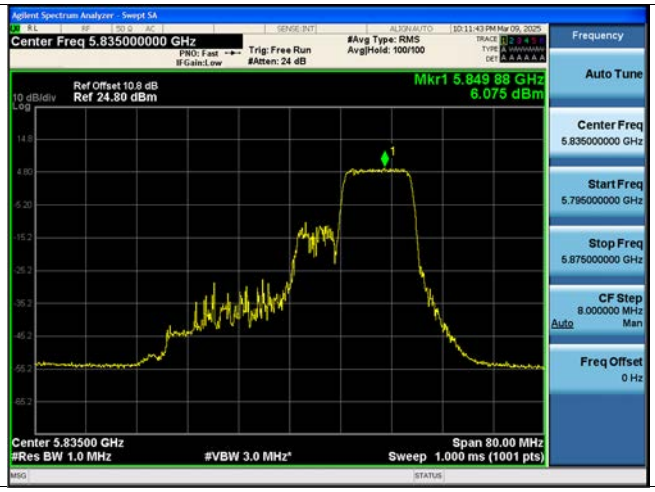 |



The report shall not be (partly) reproduced except in full without approval of the laboratory.

| Ant.1 | Ant.2 |
|---|---|

Bandwidth 80M Ch.138 (5690 MHz) 106T + 26T RU89

Bandwidth 160M_80L Ch.50 (5250 MHz) 106T + 26T RU89

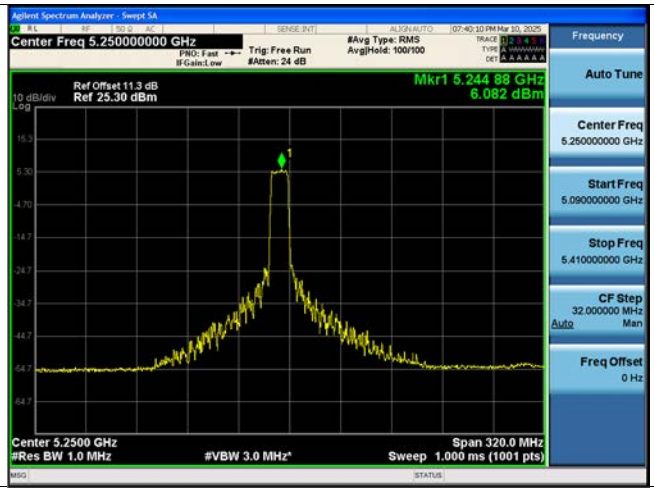


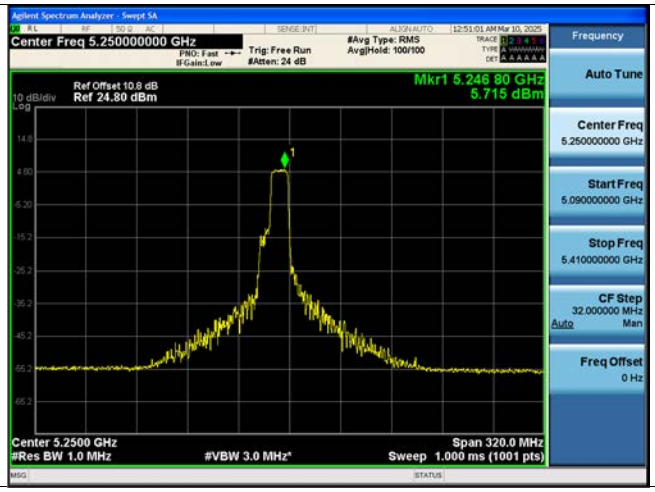




The report shall not be (partly) reproduced except in full without approval of the laboratory.

## 10.6 STRADDLE CHANNEL

| Test Description | Note |
|---|---|
| 26 dB Bandwidth | 1. [UNII 2C] 26 dB Bandwidth = 5725 MHz - Measured Frequency[MHz]<br>2. [UNII 3] 26 dB Bandwidth = Measured Frequency[MHz] -5725 MHz |
| 6 dB Bandwidth | 1. 6 dB Bandwidth = Measured Frequency[MHz] – 5725 MHz<br>2. Limit : > 0.5 MHz |
| Output Power | 1. Limit(UNII2C) : 23.98 dBm or 11 dBm + 10 log B, (where B is the 26 dB emission bandwidth in megahertz.)<br>2. Limit(UNII 3) : 30.00 dBm<br>3. Total Power (dBm) = Measured Value (dBm) + Duty Cycle Factor (dB) |
| Power Spectral Density | 1. Limit(UNII 2C) : 11.0 dBm/MHz<br>2. Limit(UNII 3) : 30.0 dBm/500 kHz<br>3. Total PSD (dBm/MHz) = Measured Value (dBm/MHz) + Duty Cycle Factor (dB) |

Note:
(1) : 6dB bandwidth is only located in UNII 2C. Therefore 6dB bandwidth do not overlap.
(2) : 26dB bandwidth is only located in UNII 2C. Therefore 26dB bandwidth do not overlap.


The report shall not be (partly) reproduced except in full without approval of the laboratory.

10.6.1 Ant.1

[SRU]

| Mode : EHT20 | | | | | | | | | | |
|---|---|---|---|---|---|---|---|---|---|---|
| Freq.[MHz] | CH. | Tone | RUIndex | 26dB BW[MHz] | | 6dB BW[MHz] | Total Power[dBm] | | Total PSD[dBm/MHz] | |
| | | | | UNII 2C | UNII 3 | UNII 3 | UNII 2C | UNII 3 | UNII 2C | UNII 3 |
| 5720 | 144 | 26T | (1) 0 | 15.48 | 3.96 | - | 9.01 | -20.28 | 6.357 | -21.576 |
| | | | (1) 4 | 14.16 | 4.00 | - | 8.65 | -19.18 | 4.908 | -21.818 |
| | | | 7 | 14.08 | 3.96 | 2.48 | -6.70 | 8.94 | -2.103 | 3.862 |
| | | | 8 | 14.00 | 5.56 | 4.48 | -13.00 | 9.11 | -17.226 | 3.985 |
| | | 52T | (1) 37 | 15.64 | 4.00 | - | 12.30 | -16.99 | 6.937 | -21.753 |
| | | | (1) 38 | 14.28 | 4.04 | - | 12.11 | -16.10 | 6.614 | -22.371 |
| | | | 39 | 14.24 | 4.04 | 2.52 | 11.63 | 2.01 | 6.669 | 2.909 |
| | | | 40 | 14.24 | 5.44 | 4.48 | -5.50 | 12.23 | -1.758 | 4.133 |
| | | 106T | (1) 53 | 15.64 | 4.04 | - | 15.25 | -11.40 | 6.955 | -13.040 |
| | | | 54 | 14.68 | 5.68 | 4.60 | 11.72 | 12.63 | 6.711 | 4.159 |
| | | 242T | 61 | 15.52 | 5.52 | 4.52 | 15.83 | 10.88 | 5.335 | 2.177 |
| | | SU | - | 15.72 | 5.60 | 4.52 | 15.80 | 10.85 | 5.220 | 2.066 |

| Mode : EHT40 | | | | | | | | | | |
|---|---|---|---|---|---|---|---|---|---|---|
| Freq. [MHz] | CH. | Tone | RU Index | 26dB BW [MHz] | | 6dB BW [MHz] | Total Power [dBm] | | Total PSD [dBm/MHz] | |
| | | | | UNII 2C | UNII 3 | UNII 3 | UNII 2C | UNII 3 | UNII 2C | UNII 3 |
| 5710 | 142 | 26T | (1)(2) 0 | - | - | - | - | - | - | - |
| | | | (1) 9 | 17.80 | 4.12 | - | 8.80 | -18.43 | 6.278 | -22.652 |
| | | | 16 | 14.76 | 4.28 | 2.04 | -0.69 | 8.50 | 3.481 | 3.614 |
| | | | 17 | 15.32 | 5.96 | 4.12 | -13.20 | 8.88 | -18.954 | 3.521 |
| | | 52T | (1)(2) 37 | - | - | - | - | - | - | - |
| | | | (1) 41 | 18.60 | 4.28 | - | 11.89 | -16.93 | 6.435 | -18.597 |
| | | | 43 | 16.84 | 4.28 | 2.60 | 12.05 | -4.40 | 6.642 | -6.838 |
| | | | 44 | 19.40 | 6.20 | 4.04 | -0.33 | 11.83 | 3.062 | 3.919 |
| | | 106T | (1)(2) 53 | - | - | - | - | - | - | - |
| | | | (1)(2) 54 | - | - | - | - | - | - | - |
| | | | 55 | 22.12 | 4.60 | 2.60 | 15.04 | -10.56 | 6.514 | -13.176 |
| | | | 56 | 22.04 | 5.72 | 4.04 | 12.35 | 11.96 | 6.717 | 3.989 |
| | | 242T | (1)(2) 61 | - | - | - | - | - | - | - |
| | | | 62 | 30.44 | 5.80 | 4.12 | 16.06 | 10.48 | 5.099 | 2.209 |
| | | 484T | 65 | 35.88 | 5.56 | 4.20 | 16.75 | 7.57 | 2.340 | -0.534 |
| | | SU | - | 36.52 | 6.12 | 4.20 | 16.81 | 7.55 | 2.319 | -0.623 |



The report shall not be (partly) reproduced except in full without approval of the laboratory.

| Mode : EHT80 | | | | | | | | | | |
|---|---|---|---|---|---|---|---|---|---|---|
| Freq. [MHz] | CH. | Tone | RU Index | 26dB BW [MHz] | | 6dB BW [MHz] | Total Power [dBm] | | Total PSD [dBm/MHz] | |
| | | | | UNII 2C | UNII 3 | UNII 3 | UNII 2C | UNII 3 | UNII 2C | UNII 3 |
| 5690 | 138 | 26T | (1)(2) 0 | - | - | - | - | - | - | - |
| | | | (1)(2) 18 | - | - | - | - | - | - | - |
| | | | 35 | 16.44 | 6.44 | 2.12 | -0.58 | 8.54 | 2.400 | 3.599 |
| | | | 36 | 16.92 | 7.88 | 4.20 | -12.30 | 8.91 | -19.990 | 3.395 |
| | | 52T | (1)(2) 37 | - | - | - | - | - | - | - |
| | | | (1)(2) 45 | - | - | - | - | - | - | - |
| | | | 51 | 18.84 | 4.36 | 1.48 | 12.08 | -4.37 | 6.703 | -8.310 |
| | | | 52 | 19.00 | 8.20 | 4.20 | -0.28 | 11.88 | 2.352 | 3.752 |
| | | 106T | (1)(2) 53 | - | - | - | - | - | - | - |
| | | | (1)(2) 57 | - | - | - | - | - | - | - |
| | | | 59 | 24.76 | 5.48 | 2.76 | 15.26 | -11.13 | 6.791 | -14.495 |
| | | | 60 | 20.60 | 8.20 | 4.20 | 12.43 | 12.00 | 6.740 | 3.915 |
| | | 242T | (1)(2) 61 | - | - | - | - | - | - | - |
| | | | (1)(2) 62 | - | - | - | - | - | - | - |
| | | | (1)(2) 63 | - | - | - | - | - | - | - |
| | | | 64 | 24.12 | 7.72 | 4.20 | 16.18 | 10.43 | 5.169 | 2.008 |
| | | 484T | (1)(2) 65 | - | - | - | - | - | - | - |
| | | | 66 | 64.44 | 9.00 | 4.20 | 16.96 | 7.62 | 2.518 | -0.680 |
| | | 996T | 67 | 78.68 | 9.00 | 4.20 | 17.08 | 4.40 | -0.614 | -3.930 |
| | | SU | - | 79.16 | 9.00 | 4.20 | 17.36 | 4.55 | -0.583 | -3.289 |



The report shall not be (partly) reproduced except in full without approval of the laboratory.

[MRU]

| Mode : EHT20 | | | | | | | | | | |
|---|---|---|---|---|---|---|---|---|---|---|
| Freq. [MHz] | CH. | Tone | RU Index | 26dB BW [MHz] | | 6dB BW [MHz] | Total Power [dBm] | | Total PSD [dBm/MHz] | |
| | | | | UNII 2C | UNII 3 | UNII 3 | UNII 2C | UNII 3 | UNII 2C | UNII 3 |
| 5720 | 144 | 52T+26T | 70 | 14.44 | 4.08 | 2.60 | 11.93 | -14.10 | 4.857 | -20.241 |
| | | | 71 | 14.68 | 4.12 | 2.60 | 11.96 | -14.54 | 4.789 | -16.897 |
| | | | 72 | 14.48 | 4.12 | 2.60 | 9.92 | 8.18 | 4.976 | 2.395 |
| | | 106T+52T | 82 | 15.72 | 4.08 | 3.76 | 15.25 | -9.68 | 6.123 | -14.225 |
| | | | 83 | 14.72 | 5.56 | 4.60 | 12.67 | 11.83 | 5.793 | 3.161 |

| Mode : EHT40 | | | | | | | | | | |
|---|---|---|---|---|---|---|---|---|---|---|
| Freq. [MHz] | CH. | Tone | RU Index | 26dB BW [MHz] | | 6dB BW [MHz] | Total Power [dBm] | | Total PSD [dBm/MHz] | |
| | | | | UNII 2C | UNII 3 | UNII 3 | UNII 2C | UNII 3 | UNII 2C | UNII 3 |
| 5710 | 142 | 52T+26T | (1)(2)70 | - | - | - | - | - | - | - |
| | | | (1)(2)72 | - | - | - | - | - | - | - |
| | | | 75 | 26.20 | 4.92 | 2.60 | 10.47 | 7.07 | 4.957 | 1.969 |
| | | 106T+52T | (1)(2)82 | - | - | - | - | - | - | - |
| | | | (1)(2)83 | - | - | - | - | - | - | - |
| | | | 85 | 22.20 | 5.88 | 4.04 | 12.94 | 10.87 | 5.629 | 2.927 |

| Mode : EHT80 | | | | | | | | | | |
|---|---|---|---|---|---|---|---|---|---|---|
| Freq. [MHz] | CH. | Tone | RU Index | 26dB BW [MHz] | | 6dB BW [MHz] | Total Power [dBm] | | Total PSD [dBm/MHz] | |
| | | | | UNII 2C | UNII 3 | UNII 3 | UNII 2C | UNII 3 | UNII 2C | UNII 3 |
| 5690 | 138 | 52T+26T | (1)(2)70 | - | - | - | - | - | - | - |
| | | | (1)(2)75 | - | - | - | - | - | - | - |
| | | | 81 | 20.76 | 6.92 | 2.76 | 10.52 | 7.01 | 5.120 | 1.859 |
| | | 106T+26T | (1)(2)82 | - | - | - | - | - | - | - |
| | | | (1)(2)85 | - | - | - | - | - | - | - |
| | | | 89 | 22.04 | 8.36 | 4.20 | 13.02 | 10.90 | 5.861 | 2.592 |
| | | 484T+242T | 90 | 72.60 | 9.00 | 4.20 | 17.29 | 5.85 | 0.944 | -2.265 |
| | | | 91 | 79.00 | 8.68 | 4.20 | 17.19 | 5.75 | 0.731 | -2.298 |
| | | | (1)93 | 79.16 | 3.08 | - | 17.48 | -34.20 | 0.764 | -39.052 |



The report shall not be (partly) reproduced except in full without approval of the laboratory.

10.6.2 Ant.2

[SRU]

| Mode : EHT20 | | | | | | | | | | |
|---|---|---|---|---|---|---|---|---|---|---|
| Freq.[MHz] | CH. | Tone | RUIndex | 26dB BW[MHz] | | 6dB BW[MHz] | Total Power[dBm] | | Total PSD[dBm/MHz] | |
| | | | | UNII 2C | UNII 3 | UNII 3 | UNII 2C | UNII 3 | UNII 2C | UNII 3 |
| 5720 | 144 | 26T | (1) 0 | 15.44 | 3.96 | - | 8.21 | -20.50 | 5.626 | -26.564 |
| | | | (1) 4 | 14.12 | 3.96 | - | 7.78 | -19.81 | 4.194 | -24.094 |
| | | | 7 | 14.12 | 4.00 | 2.48 | -8.01 | 7.98 | -3.655 | 2.585 |
| | | | 8 | 14.08 | 5.60 | 4.48 | -14.41 | 8.15 | -21.056 | 2.817 |
| | | 52T | (1) 37 | 15.72 | 4.00 | - | 11.12 | -17.38 | 5.774 | -20.940 |
| | | | (1) 38 | 14.56 | 4.00 | - | 10.89 | -17.61 | 5.800 | -18.319 |
| | | | 39 | 14.12 | 4.00 | 2.56 | 10.40 | 0.85 | 5.467 | 1.887 |
| | | | 40 | 14.20 | 5.60 | 4.48 | -6.90 | 10.95 | -3.371 | 2.888 |
| | | 106T | (1) 53 | 15.64 | 4.04 | - | 14.38 | -11.64 | 6.047 | -11.683 |
| | | | 54 | 14.68 | 5.52 | 4.60 | 11.11 | 12.09 | 5.801 | 3.151 |
| | | 242T | 61 | 15.52 | 5.52 | 4.52 | 15.33 | 10.42 | 4.655 | 1.777 |
| | | SU | - | 15.88 | 5.72 | 4.56 | 15.63 | 10.73 | 4.861 | 1.958 |

| Mode : EHT40 | | | | | | | | | | |
|---|---|---|---|---|---|---|---|---|---|---|
| Freq. [MHz] | CH. | Tone | RU Index | 26dB BW [MHz] | | 6dB BW [MHz] | Total Power [dBm] | | Total PSD [dBm/MHz] | |
| | | | | UNII 2C | UNII 3 | UNII 3 | UNII 2C | UNII 3 | UNII 2C | UNII 3 |
| 5710 | 142 | 26T | (1)(2) 0 | - | - | - | - | - | - | - |
| | | | (1) 9 | 17.64 | 4.12 | - | 8.41 | -20.57 | 5.808 | -25.528 |
| | | | 16 | 14.68 | 4.28 | 2.04 | -1.58 | 8.11 | 2.384 | 3.201 |
| | | | 17 | 15.32 | 5.96 | 4.12 | -13.59 | 8.49 | -19.756 | 3.145 |
| | | 52T | (1)(2) 37 | - | - | - | - | - | - | - |
| | | | (1) 41 | 18.44 | 4.36 | - | 11.24 | -17.89 | 5.766 | -20.638 |
| | | | 43 | 17.88 | 4.44 | 2.60 | 11.29 | -4.92 | 5.974 | -4.972 |
| | | | 44 | 19.24 | 6.36 | 4.12 | -1.43 | 11.18 | 1.857 | 3.123 |
| | | 106T | (1)(2) 53 | - | - | - | - | - | - | - |
| | | | (1)(2) 54 | - | - | - | - | - | - | - |
| | | | 55 | 20.68 | 4.52 | 2.68 | 14.79 | -10.90 | 6.363 | -13.402 |
| | | | 56 | 20.76 | 5.72 | 4.12 | 12.10 | 11.75 | 6.577 | 3.875 |
| | | 242T | (1)(2) 61 | - | - | - | - | - | - | - |
| | | | 62 | 30.28 | 5.88 | 4.12 | 15.75 | 10.10 | 5.110 | 1.876 |
| | | 484T | 65 | 35.80 | 5.72 | 4.12 | 16.30 | 7.14 | 1.872 | -1.215 |
| | | SU | - | 36.76 | 6.04 | 4.12 | 16.72 | 7.60 | 2.269 | -0.641 |



The report shall not be (partly) reproduced except in full without approval of the laboratory.

| Mode : EHT80 | | | | | | | | | | |
|---|---|---|---|---|---|---|---|---|---|---|
| Freq. [MHz] | CH. | Tone | RU Index | 26dB BW [MHz] | | 6dB BW [MHz] | Total Power [dBm] | | Total PSD [dBm/MHz] | |
| | | | | UNII 2C | UNII 3 | UNII 3 | UNII 2C | UNII 3 | UNII 2C | UNII 3 |
| 5690 | 138 | 26T | (1)(2) 0 | - | - | - | - | - | - | - |
| | | | (1)(2) 18 | - | - | - | - | - | - | - |
| | | | 35 | 16.92 | 6.44 | 2.12 | -1.73 | 8.02 | 0.002 | 3.105 |
| | | | 36 | 16.44 | 7.08 | 4.20 | -13.12 | 8.43 | -19.404 | 3.394 |
| | | 52T | (1)(2) 37 | - | - | - | - | - | - | - |
| | | | (1)(2) 45 | - | - | - | - | - | - | - |
| | | | 51 | 19.16 | 4.84 | 2.60 | 11.40 | -4.73 | 5.991 | -3.951 |
| | | | 52 | 17.88 | 9.32 | 4.20 | -1.25 | 11.24 | -0.117 | 3.495 |
| | | 106T | (1)(2) 53 | - | - | - | - | - | - | - |
| | | | (1)(2) 57 | - | - | - | - | - | - | - |
| | | | 59 | 23.48 | 5.64 | 2.76 | 14.83 | -11.01 | 6.543 | -15.432 |
| | | | 60 | 21.40 | 8.68 | 4.20 | 12.04 | 11.67 | 6.514 | 3.575 |
| | | 242T | (1)(2) 61 | - | - | - | - | - | - | - |
| | | | (1)(2) 62 | - | - | - | - | - | - | - |
| | | | (1)(2) 63 | - | - | - | - | - | - | - |
| | | | 64 | 24.28 | 8.36 | 4.20 | 15.94 | 10.28 | 5.173 | 2.175 |
| | | 484T | (1)(2) 65 | - | - | - | - | - | - | - |
| | | | 66 | 63.00 | 8.84 | 4.20 | 16.67 | 7.32 | 2.190 | -0.793 |
| | | 996T | 67 | 77.72 | 9.16 | 4.20 | 16.96 | 4.28 | -0.786 | -3.887 |
| | | SU | - | 79.48 | 8.68 | 4.20 | 17.07 | 4.57 | -0.667 | -3.608 |



The report shall not be (partly) reproduced except in full without approval of the laboratory.

[MRU]

| Mode : EHT20 | | | | | | | | | | |
|---|---|---|---|---|---|---|---|---|---|---|
| Freq.[MHz] | CH. | Tone | RUIndex | 26dB BW[MHz] | | 6dB BW[MHz] | Total Power[dBm] | | Total PSD[dBm/MHz] | |
| | | | | UNII 2C | UNII 3 | UNII 3 | UNII 2C | UNII 3 | UNII 2C | UNII 3 |
| 5720 | 144 | 52T+26T | 70 | 14.60 | 4.08 | 2.60 | 11.14 | -15.31 | 4.071 | -18.465 |
| | | | 71 | 14.68 | 4.08 | 1.36 | 11.04 | -15.63 | 4.032 | -18.348 |
| | | | 72 | 14.64 | 4.08 | 2.60 | 8.93 | 7.17 | 3.902 | 1.039 |
| | | 106T+52T | 82 | 15.68 | 4.08 | 2.60 | 14.54 | -9.90 | 5.238 | -13.433 |
| | | | 83 | 14.76 | 5.64 | 4.64 | 11.93 | 11.12 | 4.990 | 2.318 |

| Mode : EHT40 | | | | | | | | | | |
|---|---|---|---|---|---|---|---|---|---|---|
| Freq. [MHz] | CH. | Tone | RU Index | 26dB BW [MHz] | | 6dB BW [MHz] | Total Power [dBm] | | Total PSD [dBm/MHz] | |
| | | | | UNII 2C | UNII 3 | UNII 3 | UNII 2C | UNII 3 | UNII 2C | UNII 3 |
| 5710 | 142 | 52T+26T | (1)(2)70 | - | - | - | - | - | - | - |
| | | | (1)(2)72 | - | - | - | - | - | - | - |
| | | | 75 | 26.44 | 4.76 | 2.60 | 9.72 | 6.36 | 4.267 | 1.425 |
| | | 106T+52T | (1)(2)82 | - | - | - | - | - | - | - |
| | | | (1)(2)83 | - | - | - | - | - | - | - |
| | | | 85 | 22.20 | 5.96 | 4.12 | 12.73 | 10.75 | 5.372 | 2.663 |

| Mode : EHT80 | | | | | | | | | | |
|---|---|---|---|---|---|---|---|---|---|---|
| Freq. [MHz] | CH. | Tone | RU Index | 26dB BW [MHz] | | 6dB BW [MHz] | Total Power [dBm] | | Total PSD [dBm/MHz] | |
| | | | | UNII 2C | UNII 3 | UNII 3 | UNII 2C | UNII 3 | UNII 2C | UNII 3 |
| 5690 | 138 | 52T+26T | (1)(2)70 | - | - | - | - | - | - | - |
| | | | (1)(2)75 | - | - | - | - | - | - | - |
| | | | 81 | 20.28 | 7.24 | 2.60 | 9.97 | 6.41 | 4.578 | 1.339 |
| | | 106T+26T | (1)(2)82 | - | - | - | - | - | - | - |
| | | | (1)(2)85 | - | - | - | - | - | - | - |
| | | | 89 | 22.04 | 9.00 | 4.20 | 12.89 | 10.82 | 5.736 | 2.752 |
| | | 484T+242T | 90 | 72.44 | 8.36 | 4.20 | 16.91 | 5.49 | 0.457 | -2.726 |
| | | | 91 | 78.68 | 8.20 | 4.20 | 16.85 | 5.49 | 0.554 | -2.494 |
| | | | (1)93 | 79.16 | 2.12 | - | 17.22 | -35.87 | 0.607 | -36.505 |



The report shall not be (partly) reproduced except in full without approval of the laboratory.

▣ Test Plots(26dB Bandwidth)

Note: In order to simplify the report, attached plots were only the widest channel. (UNII1~3)

[SRU] [Ant.1]

| UNII 2C | UNII 3 |
|---|---|
| 20M Ch.144(5720 MHz) SU | 20M Ch.144(5720 MHz) 106 Tones RU 54 |
| | |
| 40M Ch.142(5710 MHz) SU | 40M Ch.142(5710 MHz) 52 Tones RU 44 |
| | |
| 80M Ch.138(5690 MHz) SU | 80M Ch.138(5690 MHz) SU |
| | |



The report shall not be (partly) reproduced except in full without approval of the laboratory.

[Ant.2]

| UNII 2C | UNII 3 |
|---|---|
| 20M Ch.144(5720 MHz) SU | 20M Ch.144(5720 MHz) SU |
| | |
| 40M Ch.142(5710 MHz) SU | 40M Ch.142(5710 MHz) 52 Tones RU 44 |
| | |
| 80M Ch.138(5690 MHz) SU | 80M Ch.138(5690 MHz) 52 Tones RU 52 |
| | |



The report shall not be (partly) reproduced except in full without approval of the laboratory.

[MRU]

[Ant.1]

| UNII 2C | UNII 3 |
|---|---|
| 20M Ch.144(5720 MHz) 106T+26T RU82 | 20M Ch.144(5720 MHz) 106T+26T RU83 |
| | |
| 40M Ch.142(5710 MHz) 52T+26T RU75 | 40M Ch.142(5710 MHz) 106T+26T RU85 |
| | |
| 80M Ch.138(5690 MHz) 484T+242T RU93 | 80M Ch.138(5690 MHz) 484T+242T RU90 |
| | |



The report shall not be (partly) reproduced except in full without approval of the laboratory.

[Ant.2]

| UNII 2C | UNII 3 |
|---|---|
| 20M Ch.144(5720 MHz) 106T+26T RU82 | 20M Ch.144(5720 MHz) 106T+26T RU83 |
| | |
| 40M Ch.142(5710 MHz) 52T+26T RU75 | 40M Ch.142(5710 MHz) 106T+26T RU85 |
| | |
| 80M Ch.138(5690 MHz) 484T+242T RU93 | 80M Ch.138(5690 MHz) 106T+26T RU89 |
| | |



The report shall not be (partly) reproduced except in full without approval of the laboratory.

▣ Test Plots(6dB Bandwidth)

Note: In order to simplify the report, attached plots were only the narrowest channel. (UNII1~3)

[SRU]

[Ant.1]

20M Ch.144(5720 MHz) 26 Tones RU 7

40M Ch.142(5710 MHz) 26 Tones RU 16

80M Ch.138(5690 MHz) 52 Tones RU 51

The report shall not be (partly) reproduced except in full without approval of the laboratory.

[Ant.2]

20M Ch.144(5720 MHz) 26 Tones RU 7

40M Ch.142(5710 MHz) 26 Tones RU 16

80M Ch.138(5690 MHz) 26 Tones RU 35

The report shall not be (partly) reproduced except in full without approval of the laboratory.